

REPORT
FOR YEAR 1877.

SUBMITTED BY THE

CANADIAN BOARD OF DIRECTORS

OF THE

Northern Railway of Canada,


AT THE

GENERAL MEETING OF THE PROPRIETORS,

HELD AT THE COMPANY'S OFFICE, TORONTO,

WEDNESDAY, 20th FEBRUARY, 1878.

TORONTO, ONT. :
GLOBE PRINTING COMPANY, 26 & 28 KING STREET EAST.
1878.



REPORT
FOR YEAR 1877.

SUBMITTED BY THE

CANADIAN BOARD OF DIRECTORS

OF THE

Northern Railway of Canada,

AT THE


GENERAL MEETING OF THE PROPRIETORS,

HELD AT THE COMPANY'S OFFICE, TORONTO,

WEDNESDAY, 20th FEBRUARY, 1878.



TORONTO, ONT. :
GLOBE PRINTING COMPANY, 26 & 28 KING STREET EAST.
1878.



DIRECTORS.

WILLIAM THOMSON, Esq., *Vice-President Consolidated Bank of Canada, Toronto, PRESIDENT.*

SIR HENRY MATHER JACKSON, BARONET, Q.C., M.P., 61 *Portland Place, London, England, VICE-PRESIDENT and CHAIRMAN, London Board.*

GEORGE GREIG, Esq., *Toronto, Vice-President Isolated Risk Insurance Co.*

C. J. CAMPBELL, Esq., *Director London and Canadian Loan Co., Toronto.*

HON. FRANK SMITH, SENATOR, *Vice-President Dominion Bank, Toronto.*

JOHN L. BLAIKIE, Esq., *President Canada Landed Credit Co., Toronto.*

NOAH BARNHART, Esq., *Director Canadian Bank of Commerce, Toronto.*

WILLIAM LETHBRIDGE, Esq., 71 *Portland Place, London, England.*

CHARLES SAVILLE ROUNDELL, Esq., 63 *Cromwell Road, South Kensington, London, England.*

FRED. W. CUMBERLAND, Esq., *Toronto, Canada.*

DAVID DUNN, Esq., *Ex-officio Warden County of Simcoe.*

MR. ALDERMAN JOHN BLEVINS, *Ex-officio for Corporation of Toronto.*

LONDON AGENCY.

MESSRS. CUTBILL, SON & DE LUNGO, No. 103 *Cannon Street, London, E. C., England.*

BANKERS.

THE BANK OF MONTREAL, *Toronto.*

THE LONDON AND WESTMINSTER BANK, *London.*

OFFICERS.

FRED. W. CUMBERLAND, *MANAGING DIRECTOR.*

WALTER TOWNSEND, *SECRETARY.*

OWEN JONES, *CHIEF ENGINEER.*


PETER CLARKE, JUN., *MECHANICAL SUPERINTENDENT.*

JOHN HARVIE, *TRAIN AND TRAFFIC MASTER.*

ROBERT KERR, *GENERAL FREIGHT AND PASSENGER AGENT.*

GEO. D'ARCY BOULTON, *SOLICITOR.*

WM. GAMBLE, }
JAS. GRAHAM, } *AUDITORS.*



Northern Railway of Canada.

—o—

ANNUAL GENERAL MEETING.

—o—

TORONTO, 20th February, 1878.

The Annual General Meeting of the Proprietors of the Northern Railway of Canada, called by advertisement, was held this day at their offices, Brock Street, Toronto, at which the following gentlemen, among others, were present :—W. Thomson, F. W. Cumberland, C. F. Campbell, J. L. Blaikie, R. H. Smith, G. D'A. Boulton, Alderman Blevins, Thomas McConchy, F. C. Capreol, H. L. Hime, W. S. Lee, Noah Barnhart, Major Greig, J. J. Vickers and J. S. McMurray.

The President, Mr. Wm. Thomson, took the chair at 12.30 p.m. The Secretary read the following notice calling the meeting, which had been duly advertised in accordance with law.

“NORTHERN RAILWAY OF CANADA.

ANNUAL GENERAL MEETING.

“Notice is hereby given that the Annual General Meeting of the Proprietors of this Company will be held at the Company's Offices, Brock Street, Toronto, on Wednesday, the 20th day of February, 1878, at twelve o'clock, noon, to receive the report for the year 1877, to elect Directors for the ensuing year, and for other purposes.

“The stock and transfer books are and will remain closed until Thursday, the 21st February inst.

“WALTER TOWNSEND,

“Secretary.”

The Report of the Canadian Directors for the year 1877 was then read by the Secretary, and was as follows :

NORTHERN RAILWAY OF CANADA.

REPORT OF THE CANADIAN DIRECTORS.

To the Proprietors of the Northern Railway of Canada :

TORONTO, 20th Feb., 1878.

1. The Canadian Directors have the honour to present their Report for the year ending 31st December, 1877.
2. The Gross Traffic Receipts have amounted to \$728,472.30 (£149,686 1s. 9d. stg.) as against \$784,801.38 in 1876, shewing a decrease of 7.17 per cent.
3. The Working Expenses of the year have amounted to \$415,773.15 (£85,432 16s. 0d. stg.) as in comparison with \$458,552.22 (£94,223 1s. 1d. stg.) in 1876, and shewing a decrease of \$42,779.07, or 9.32 per cent. In relation to Gross Earnings, the working expenses of 1877 have shewn a rate of 57.07 per cent., against 58.42 in 1876, being a reduction of 1.35 per cent. in favour of '77.
4. The Net Revenue of the year has amounted to \$312,699.15 (£64,253 5s. 0d. stg.), as against \$326,249.16 (£67,037 10s. 0d. stg.) in 1876, being a reduction of \$13,550.01 (£2,784 5s. 0d. stg.), or a decrease of 4.15 per cent.
5. It will thus be seen that whilst the general stagnation of trade has pressed upon the company's resources with some severity, the effect has been practically overcome by the reduced cost of working, resulting from the falling prices in the year of wages and supplies of all classes ; and although exceptional expenditure has unavoidably occurred in Parliamentary and kindred services,

and although the burthen of taxation has sensibly increased, yet on the whole the Net Revenue, has been well maintained to the average of previous years.

6. By reference to Account No. 2, it will be found that all the maturing revenue liabilities of the Company have been duly paid, that the interest of every class of its Debentures (including the new five per cent. issue) has been punctually met at due dates, and that in addition to a charge of \$13,364.69 (£2,746 3s. 5d. stg.), on new and additional works, rolling stock, &c., the sum of \$11,105.94 (£2,282 0s. 10d. stg.), has been appropriated to the writing off and closing of suspense accounts, bad and doubtful debts, and the like; carrying forward a balance of \$1,618.71 £332 12s. 3d. stg.), to 1878.

7. The works and equipments of the lines have been maintained in thorough condition of repair and efficiency, and its traffic has been operated with unbroken punctuality and safety, all accident and damage claims to person or property being represented by the small charge of \$829.31, (£170 8s. 1d. stg.).

8. The Company's Act of 1877, reported at the last annual meeting, has been availed of by an issue of 5 per cent. first mortgage bonds on favourable terms; and thereupon the financial conditions imposed by the Government of Canada have been complied with, and every liability to that government paid off.

9. Under authority of an unanimous vote of the proprietors at a Special General Meeting held on the 14th November, 1877, a lease of the line of the North Simcoe Railway Company has been concluded, to take effect on the completion of that railway ready for traffic operation. Under the lease (which will be laid before you) this company will not be involved in any responsibilities or engagements other than as lessees, working the completed line under revenue arrangements.

10. As some doubts have been raised as to the respective powers of the Companies, it has been thought expedient to introduce a bill confirmatory of the lease, and it is proposed to avail of the opportunity for securing such general powers as will prevent the necessity for further appeals to the Legislature in regard to the leasing or working of the line or the lines of other companies, and for securing and defining the rights of the company in connection with the extensive system of sidings and branches constructed

upon and serving the properties of its customers. The draft Bill, already deposited, will be submitted for your approval.

11. Appended are the reports of the Auditors, with the balance sheet and usual departmental and statistical returns.

All respectfully submitted,

By Order,

WILLIAM THOMSON, *President.*

FRED. CUMBERLAND, *Gen'l Manager.*

WALTER TOWNSENT, *Secretary.*

1. Moved by the President, seconded by Nathan Dickey, Esq., "That the Report be adopted, and, together with the Auditors Reports, Departmental Statements, and Statistical Returns, be printed for distribution amongst the Proprietors." Carried unanimously.
2. Moved by Major Greig, seconded by H. L. Hime, Esq., "That the lease of the North Simcoe Railway, dated 14th January, 1878, be and is hereby confirmed, approved and adopted." Carried unanimously.
3. Moved by Major Greig, seconded by the Hon. Frank Smith, "That the draft bill for removing doubts as to the powers of the Northern and North Simcoe Companies respectively to conclude the lease of the North Simcoe Company, and for other purposes, be and is hereby approved and adopted for introduction during the present session of the Dominion Parliament." Carried unanimously.
4. Moved by J. S. McMurray, Esq., seconded by J. J. Vickers, Esq., "That the thanks of the Company be presented to the Auditors of the past year, and Messrs. Wm. Gamble and James Graham be and are hereby appointed Auditors of the Company for the current year." Carried unanimously.
5. Moved by John L. Blaikie, Esq., seconded by Thomas McConchy, Esq., "That the election of Directors for the ensuing year be now held; that for the purpose of such election, Messrs. F. C. Capreol and W. S. Lee be appointed scrutineers, that the poll be now opened forthwith, and be closed as soon as five minutes shall have elapsed after the entry of the then last recorded vote, and that this meeting do now adjourn." Carried unanimously,
The Meeting accordingly adjourned.

On re-assembling, the following report was presented by the Scrutineers :

“ Toronto, 20th February, 1878.

“ We, the undersigned Scrutineers, duly appointed, at the Annual Meeting of the Shareholders and Bondholders of this Company held this day for the election of Directors, declare that the following Directors were duly elected :

Wm. Thomson, Esq., Toronto ; Hon. Frank Smith, Toronto ; C. J. Campbell, Esq., Toronto ; Major Greig, Toronto ; Noah Barnhart, Esq., Toronto ; J. L. Blaikie, Esq., Toronto. Canadian Directors.

Sir Henry M. Jackson, Bart., Q.C., M.P., London ; William Lethbridge, Esq., London ; Charles S. Roundell, Esq., London ; Fred. W. Cumberland, Toronto. London Directors.”

6. Moved by Walter S. Lee, Esq., seconded by R. H. Smith, Esq., “ That the cordial thanks of the Company are due and are hereby tendered to the President and Directors for their valuable services, and to the General Manager and Officers for their watchful economy of management during the past year. Carried unanimously.

The Meeting then adjourned.

At a subsequent Meeting of the Directors, Mr. Wm. Thomson was re-elected President, and Sir Henry Mather Jackson, Bart., Q.C., M.P., Vice-President of the Company for the ensuing year.

NORTHERN RAILWAY OF CANADA.

SECRETARY'S OFFICE,

TORONTO, 15th February, 1878.

F. W. CUMBERLAND, Esq., *General Manager, Northern Railway of Canada.*

SIR,—We have the honour to report that we have made the usual careful examination and audit of the several books and accounts of the Northern Railway Company of Canada, for the year ending 31st December, 1877, and we now present certified Balance Sheet to that date.

We find vouchers for all the receipts, and payments duly authorized by the respective Heads of Departments, which have been carried to their proper accounts. We also find the Bank Accounts correct, and the ledger balances of Bills Payable and Bills Receivable, agree with the Bill Books.

The Several Accounts, Nos. 1 and 2, shewing the receipts and disbursements, and the Revenue account, all enclosed herewith, have been correctly extracted from the ledger.

The Stock Books of the Company have been examined, and found to be in order, the transfers during the year having been properly entered.

All of which is now respectfully submitted by,

Sir,

Your obedient servants,

WILLIAM GAMBLE, } *Auditors.*
 JAMES GRAHAM, } *N.R. of C.*

NORTHERN RAILWAY OF CANADA.

SECRETARY'S OFFICE,

TORONTO, 15th February, 1878.

F. W. CUMBERLAND, ESQ., *General Manager, Northern Railway
of Canada.*

SIR,—I beg to report that the accounts of the Way Stations, throughout the line, for the year ending 31st December, '77, have been inspected and audited, and I am in a position to state that they were correct on that date.

I am, Sir,

Your obedient servant,

COLIN W. POSTHETHWAITE.

Audit Clerk.

NORTHERN RAILWAY OF CANADA.

SECRETARY'S OFFICE,

TORONTO, 15th February, 1878.

F. W. CUMBERLAND, Esq., *General Manager, Northern Railway
of Canada.*

SIR,—The audit and examination of accounts and books of the Freight Department, Elevator and Flour Sheds, and Collingwood Station, have been kept up monthly during the year ending 31st December, 1877, and I have pleasure in reporting the same as satisfactory.

I am, Sir,

Your obedient servant,

WM. GAMBLE,
Auditor.

NORTHERN RAILWAY OF CANADA.

SECRETARY'S OFFICE,

TORONTO, 15th February, 1878.

F. W. CUMBERLAND, Esq., *General Manager, Northern Railway Company of Canada.*

SIR,—I beg to report for your information, that the books and accounts of the Northern Extension Railway Co., have been carefully examined by me, and that I found them to be in every respect correct, as shewn by vouchers. The balance sheet has been correctly extracted from the ledger accounts, and the books of the Northern Extension Co. have been finally closed, by transfer, into the books of the Northern Railway Co., and I beg to report that the said transfer has been correctly and properly made.

I am, Sir,

Your obedient servant,

WM. GAMBLE,
Auditor, N. E. R. C.

ling

URE

... as
ding
coll
a

..
..
..
..
.....

enu

co b

ending 31st December, 1877.

DEBIT.	1st Half 1877.		2nd Half 1877.		Total 1877.			
					Currency.		Sterling.	
	\$	c.	\$	c.	\$	c.	£	s. d.
... as per Appendix A.....	43670	38	43668	21	87338	59	17946	5 9
... as per Appendix B.....	8600	35	6800	59	15480	94	3181	0 3
Rolling Stock as per Appendix C.....	21509	44	18956	04	40465	48	8314	16 6
... as per Appendix D.....	35614	06	32392	03	68006	09	13973	17 1
... .. E.....	15003	02	13940	46	28943	48	5947	5 10
... .. F.....	14381	82	13955	52	28337	34	5822	14 10
... .. G.....	18063	59	19000	54	37064	13	7615	18 4
... .. H.....	9612	79	9786	97	19399	76	3986	5 0
... .. I.....	21995	21	32828	74	54823	95	11265	3 11
... .. K.....	18528	43	17384	96	35913	39	7379	9 3
.....	206,979	09	208,794	06	415,773	15	85,432	16 9
Revenue Account, No. 2....	131130	47	181568	68	312699	15	64253	5 0
	\$338,109	56	390,362	74	728,472	30	£149,686	1 9

to be correctly extracted from Ledger accounts.

WM. GAMBLE,
JAMES GRAHAM, } Auditors.

TO D

Int. Dividend
cent. Bond
Int. Div. Nos.
" " " "
" " " "
" " " "
" " on London
" " open Lia
" " mation No
To sundry outst
Account, St
written off
" New Works
" &c., per Ap
" Balance....

EX

NORTHERN RAILWAY OF CANADA.

(ACCOUNT No. 1.)

Statement of Receipts and Expenditure on Revenue Account for the Year ending 31st December, 1877.

Year 1876.	RECEIPTS.	1st Half 1877.	2nd Half 1877.	Total 1877.		Year 1876.	EXPENDITURE.	1st Half 1877.	2nd Half 1877.	Total 1877.	
				Currency.	Sterling.					Currency.	Sterling.
\$ c.		\$ c.	\$ c.	\$ c.	£ s. d.	\$ c.		\$ c.	\$ c.	\$ c.	£ s. d.
	To Local Traffic:										
23885 18	Passengers	106490 25	130756 96	237247 21	48749 8 6	106103 88	By Maintaining Roadway..... as per Appendix A.....	43670 38	43668 21	87338 59	17946 5 9
47701 66	Freight	207278 14	205770 81	413048 95	84873 1 5	20738 55	" Maintaining Works and Buildings " B.....	8600 35	680 59	15480 94	3181 0 3
13866 82	Mail Service	6909 76	6953 90	13863 66	2848 13 8	48595 28	" Maintaining Machinery and Rolling Stock as per C.....	21509 44	18956 04	40465 48	8314 16 6
6044 45	Express Service	2297 67	3240 45	5538 12	1137 19 5	73772 50	" Train Service, Mech. Dept... as per Appendix D.....	35614 06	32392 03	68006 09	13973 17 1
2052 74	Wharfage	707 30	1969 36	2676 66	550 0 0	30434 16	" " Traffic " " E.....	15003 02	13940 46	28943 48	5947 5 10
28781 18	Storage	7067 66	9831 09	16898 75	3472 6 11	28998 30	" Way Station Service..... " " F.....	14381 82	13955 52	28337 34	5822 14 10
931 42	Rents	632 96	799 96	1432 92	294 8 9	37442 29	" Terminal Station Service. " " G.....	18063 59	19000 54	37064 13	7615 18 4
1538 18	Other Sources	980 99	939 73	1920 72	394 13 5	20034 50	" General Supplies..... " " H.....	9612 79	9786 97	19399 76	3986 5 0
						56450 54	" Miscellaneous Expenses.. " " I.....	21995 21	32828 74	54823 95	11265 3 11
						35982 22	" General Charges..... " " K.....	18528 43	17384 96	35913 39	7379 9 3
	To Through Traffic.....						Total Working Expenses.....	206,979 09	208,794 06	415,773 15	85,432 16 9
14999 75	Freight.....	5744 83	30100 48	35845 31	7365 9 8	458552 22	Balance carried to Net Revenue Account. No. 2....	131130 47	181568 68	312699 15	64253 5 0
						326,249 16					
\$784,801 38	Total.....	\$338,109 56	\$390,362 74	\$728,472 30	£149,686 1 9	\$784,801 38		\$338,109 56	390,362 74	728,472 30	£149,686 1 9

Examined and found to be correctly extracted from Ledger accounts.

WM. GAMBLE,
JAMES GRAHAM, } *Auditors.*



NORTHERN RAILWAY OF CANADA.

NORTHERN RAILWAY OF CANADA.
ANNUAL REPORT, 1877.
REVENUE ACCOUNT No. 2.

	CURRENCY.		STERLING.				CURRENCY.		STERLING.		
TO DEBENTURE ACCOUNT.	\$	c.	£	s.	d.		\$	c.	£	s.	d.
Int. Dividend No. 1, 1st Mortgage 5 per cent. Bonds	26,766	66	5,500	0	0	By Balance from 1876.....	1,228	00	252	6	6
Int. Div. Nos. 35 & 36, 1st Pref. 6 p.c. Bonds	73,000	00	15,000	0	0	“ Net Revenue, 1877, per account					
“ “ “ 37 & 38, 2nd “ 6 p.c. “	82,898	80	17,034	0	0	No 1.....	312,699	15	64,253	5	0
“ “ “ 17 & 18, 3rd “ 6 p.c. “	27,623	20	5,676	0	0						
“ “ “ 10 & 11, N. Extns 6 p.c. “	51,859	20	10,656	0	0						
“ on London Account.....	5,450	66	1,120	0	0						
“ “ open Liabilities assumed on amalgamation Northern Extension Lines.....	20,239	29	4,158	15	1						
To sundry outstanding amounts on Revenue Account, Suspense Accounts, Claims, &c. written off and closed.....	11,105	94	2,282	0	10						
“ New Works, Buildings, Rolling Stock, &c., per Appendix L.....	13,364	69	2,746	3	5						
“ Balance.....	1,618	71	332	12	2						
	313,927	15	64,505	11	6		313,927	15	64,505	11	6
						By Balance.....	1,618	71	332	12	3

15

Examined and found to be correctly extracted from Ledger Accounts.

WM. GAMBLE,
JAMES GRAHAM, } *Auditors, N. R. C.*

NORTHERN RAILWAY OF CANADA.
ANNUAL REPORT.

ACCOUNT No. 3.

Balance Sheet at 31st December, 1877.

Capital Account, (original).....	\$2,809,897 45	First Preference Bonds.....	\$1,216,666 66
" Restoration Account, 1853.....	870,289 42	Second ".....	1,381,646 64
Northern Extension Railways' Capital Account.....	1,551,960 11	Third " Class A.....	243,333 33
Steel Rails Account.....	507,229 95	" B.....	217,055 35
Advance Capital Account.....	16,249 80	Northern Extension First Preference Bonds.....	648,240 00
Cash in hand.....	48,311 50	" Improvement Mortgage Bonds.....	216,080 00
Bank of Montreal, cash in Bank.....	375 17	New Capital Account in Suspense.....	402,358 75
London and Westminster Bank.....	4,284 58	Debentures not entitled to priority.....	432,235 01
London Agents.....	41,545 52	North Grey Townships.....	15,390 04
Station Masters.....	15,088 10	Revenue Account.....	1,618 71
Stores on hand.....	35,967 01	Interest on First Mortgage 5 per cent. Bonds.....	26,766 66
Fuel on hand.....	28,518 30	" " First Preference Bonds.....	38,260 96
Bills Receivable.....	313 05	" " Second ".....	45,852 57
Board of Directors, London.....	2,920 00	" " Third " Class A.....	15,985 21
All other Accounts.....	127,406 32	" " " " B.....	5,212 10
		" Northern Extension First Preference Bonds.....	19,432 58
		" Northern Extension Improvement Mortgage Bonds.....	6,555 41
		Bills Payable.—Government Lien Advance Account.....	245,800 12
		" Northern Extension Advance Account.....	100,580 42
		" Current Account.....	53,871 50
		Extension Credit Account.....	389,333 32
		Outstanding Wages Account.....	840 61
		All other Accounts.....	322,745 16
	\$6,105,359 15		\$6,105,359 15

16

WILLIAM GAMBLE, }
JAMES GRAHAM, } *Auditors.*

WALTER TOWNSEND,
Secretary.

Y 18
\$ 51,1
24,4
13,3
2,2
7,7
1,1
4,4
106,
20
2
2
1
6
5
1
Y
1
1
20

APPENDIX A.

Maintaining Roadway.

Year 1876.	DETAIL OF SERVICE.	1st Half 1877.	2nd Half 1877.	Total 1877.
\$ c.		\$ c.	\$ c.	\$ c.
51,787 37	Track labor, including Road Masters' Salaries.....	27,998 18	22,585 80	50,583 98
24,285 46	Track Iron (Rails new and re-rolled).....	1,363 97	16,255 44	17,619 41
13,224 18	Track Chairs, Spikes and other Track Supplies.....	3,651 78	2,428 57	6,080 35
2,466 45	Tools, Lorries, &c.....	1,234 39	642 11	1,876 50
7,799 50	Ties.....	7,995 49	77 29	8,072 78
1,688 43	Ballasting.....		237 11	237 11
4,416 88	Fences, Gates, Cattle Guards and Sign Boards.....	1,011 46	1,276 86	2,288 32
389 17	Approach Roads.....	38 37	165 03	203 40
47 14	Track and Train Labor.....	376 74		376 74
106,103 88		43,670 38	43,668 21	87,338 59
13.52 Per Centage on Gross Receipts.....				11.99

APPENDIX B.

Maintaining Works and Buildings.

Year 1876.	DETAIL OF SERVICE.	1st Half 1877.	2nd Half 1877.	Total 1877.
\$ c.		\$ c.	\$ c.	\$ c.
5,691 27	Repairs of Bridges and Cul- verts.....	574 06	1,143 57	1,717 63
6,624 46	“ Buildings.....	2,802 20	2,628 06	5,430 26
1,601 68	“ Wharves.....	3,124 23	266 36	3,390 59
230 12	“ Turntables and Track Scales.....	36 67	130 69	167 36
2,426 43	“ Tank houses, Pipes, and Appurtenances	297 19	173 99	471 18
551 44	“ Crib and Booms ..	385 23	218 16	603 39
687 34	“ Semaphores and Switch signals..	461 88	920 96	1,382 84
2,925 81	“ Elevator Buildings	918 89	1,398 80	2,317 69
20,738 55		8,600 35	6,880 59	15,480 94
2.64 Per Centage on Gross Receipts.....				2.13

APPENDIX C.

Maintaining Machinery and Rolling Stock.

Year 1876.	DETAIL OF SERVICE.	1st Half 1877.	2nd Half 1877.	Total 1877.
\$ c.		\$ c.	\$ c.	\$ c.
14,685 47	Repairs Locomotive Engines and Tenders.....	8,300 61	7,000 36	15,300 97
581 65	“ Stationary Engines..	524 36	308 81	833 17
3,050 79	“ Tools, and Shop Machinery.....	1,609 37	1,256 90	2,866 27
2,000 58	“ Elevator Machinery	892 24	1,134 71	2,026 95
10,998 10	“ Passenger and Bag gage Cars ...	4,330 54	4,123 17	8,453 71
16,489 93	“ Freight Cars.....	5,314 86	4,919 14	10,234 00
537 99	“ Dump Lorries and all other Cars...	333 27	54 53	387 80
250 77	“ Machinery of Pump- ing Stations.....	204 19	158 42	362 61
48,595 28		21,509 44	18,956 04	40,465 48
6.19 Per Centage on Gross Receipts.....				5.55

APPENDIX D.

Train Service.—Mechanical Department.

Year 1876.	DETAIL OF SERVICE.	1st Half 1877.	2nd Half 1877.	Total 1877.
\$ c.		\$ c.	\$ c.	\$ c.
27,475 52	Enginemen, Firemen and Cleaners... ..	14,147 64	14,010 85	28,158 49
463 31	Locomotive running sup- plies, Tools, &c.....	237 33	129 95	367 28
42,887 84	Locomotive Fuel.....	20,020 00	17,024 95	37,044 95
2,163 66	“ Oil and Waste	895 54	798 86	1,694 40
782 17	Cars Oil and Waste.....	313 55	427 42	740 97
73,772 50		35,614 06	32,392 03	68,006 09
9.40 Per Centage on Gross Receipts.....				9.34

APPENDIX E.

Train Service Traffic Department.

Year 1876.	DETAIL OF SERVICE.	1st Half 1877.	2nd Half 1877.	Total, 1877.
\$ c.		\$ c.	\$ c.	\$ c.
9,559 31	Passenger Conductors, Bag- gage and Brakemen	4,686 24	4,885 94	9,572 18
16,460 51	Freight Conductors and Brakemen	7,844 03	7,891 60	15,735 63
266 45	Train Labor, Loading and Unloading.....	38 99	38 99
2,780 30	Train Running Supplies.....	1,627 36	942 63	2,569 99
1,367 59	“ Fuel.....	806 40	220 29	1,026 69
30,434 16		15,003 02	13,940 46	28,943 48
3.88 Per Centage on Gross Receipts.....				3.98.

APPENDIX F.

Way Station Service.

Year 1876.	DETAIL OF SERVICE.	1st Half 1877.	2nd Half 1877.	Total, 1877.
\$ c.		\$ c.	\$ c.	\$ c.
12,599 39	Station Masters.....	6,384 15	6,219 55	12,603 70
8,404 57	“ Switchmen, Watch- men & Freight hands	4,140 25	3,874 22	8,014 47
2,679 53	“ Pumpers & Woodmen	1,233 72	1,176 83	2,410 55
1,947 51	“ Telegraph Service....	1,024 65	966 89	1,991 54
3,157 30	“ Supplies & Cleaning..	1,098 25	1,456 36	2,554 61
	“ Freight labour (extra)	434 05	126 67	560 72
210 00	Bridge Labor & Watchmen	66 75	135 00	201 75
28,998 3 0		14,381 82	13,955 52	28,337 34
3.69 Per Centage on Gross Receipts.....				3.8

APPENDIX G.

Terminal Station Service.

Year 1876.	DETAIL OF SERVICE.	1st Half 1877.	2nd Half 1877.	Total, 1877.
\$ c.		\$ c.	\$ c.	\$ c.
12,828 31	Traffic and Yard Service, Toronto.....	6,518 16	6,512 95	13,031 11
10,953 54	Local Freight Department.....	5,152 78	5,108 85	10,261 63
6,349 16	Shipping Department.....	3,182 06	3,880 94	7,063 00
7,311 28	Terminal Station Service, Collingwood	3,210 59	3,497 80	6,708 39
37,442 29		18,063 59	19,000 54	37,064 13
	4.77 Per Centage on Gross Receipts			5.09

APPENDIX H.

General Supplies.

Year 1876.	DETAIL OF SERVICE.	1st half 1877.	2nd half 1877.	Total, 1877.
\$ c.		\$ c.	\$ c.	\$ c.
1,339 59	Fuel Shop Service	807 80	256 46	1,064 26
2,673 79	" Station Service.....	1,610 00	667 00	2,277 00
2,231 34	" Stationary Engines.....	1,054 20	1,229 71	2,283 91
9,584 60	Stationery, Printing and Advertising	4,517 76	5,050 30	10,168 06
1,920 64	Supplies, Head Office, including Gas, Water and Fuel...	508 41	888 70	1,397 11
2,284 54	Storekeepers' Salaries and Supplies	1,114 62	1,094 80	2,209 42
20,034 50		9,612 79	9,786 97	19,399 76
	2.55 Per Centage on Gross Receipts			2.66

APPENDIX I.

Miscellaneous Expenses.

Year 1876.	DETAIL OF SERVICE.	1st Half 1877.	2nd Half 1877.	Total, 1877.
\$ c.		\$ c.	\$ c.	\$ c.
14,759 65	Real Estate, Taxes on.....	6,306 99	9,271 39	15,578 38
6,149 22	Legal Expenses.....	2,093 32	2,990 23	5,083 55
316 40	Damages on Traffic Account.	98 62	236 60	335 22
954 51	“ on Accidents and Casualties.....	125 25	368 84	494 09
7,923 40	Insurance, Buildings and Freight.....	3,900 00	3,863 26	7,763 26
1,244 01	Insurance, Accident and Guarantee.....	1,200 00	600 00	1,800 00
20,627 77	Interest and Discount.....	5,912 13	12,666 11	18,578 24
1,389 97	Postage and Telegraphs.....	1,044 37	1,462 78	2,507 15
3,085 61	Contingencies.....	1,314 53	1,369 53	2,684 06
56,450 54		21,995 21	32,828 74	54,823 95
7.19 Per Centage on Gross Receipts.....				7.51

APPENDIX K.

General Charges.

Year 1876.	DETAIL OF SERVICE.	1st Half 1877.	2nd Half 1877.	Total, 1877.
\$ c.		\$ c.	\$ c.	\$ c.
11,067 25	Toronto Direction and Man- agement.....	5,312 94	6,109 06	11,422 00
3,341 14	London Direction and Agency	2,349 15	2,335 22	4,684 37
7,658 01	Secretary & Accountant and Head Office Salaries.....	3,891 49	3,672 30	7,563 79
3,680 79	Mech. Supt. Office Salaries and Supplies.....	1,884 12	1,795 76	3,679 88
3,773 06	Chief Engineer's Office Salaries and Supplies.....	1,821 20	1,710 52	3,531 72
1,099 96	Audit Expenses.....	617 91	549 96	1,167 87
4,833 31	Travelling Expenses.....	2,399 68	937 19	3,336 87
528 70	Exchange on London.....	251 94	274 95	526 89
35,982 22		18,528 43	17,384 96	35,913 39
4.59 Per Centage on Gross Receipts.....				4.93

APPENDIX L.

**Extension Service in New Works and Buildings, New
Rolling Stock and other Equipment.**

DETAIL OF SERVICE.	1st Half 1877.		2nd Half 1877.		TOTAL, 1877.	
	\$	c.	\$	c.	\$	c.
* New Works & Buildings :						
New Buildings,.....	63	33			63	33
“ Tank-houses, Pipes and Ap- purtenances	548	14			548	14
“ Clearing & Grading Station Yards and Right of Way...	49	25			49	25
“ Crossings, Cattle Guards, and Sign Boards	121	99	55	34	177	33
“ Fences & Gates, Main Line,.....			546	34	546	34
“ Extension of Track & Siding	2,010	00	4,702	72	6,712	72
“ Semaphores & Switch Sig- nals.....	105	23			105	23
						8,202 34
* New Machinery & Rolling Stock:						
New Locomotive Engines and Tenders.....	47	44	3,125	34	3,172	78
“ Tools, Fixed and Shop Ma- chinery	3	68	95	84	99	52
“ Passenger and Baggage Cars	1,209	58	2,641	40	3,850	98
						7,123 28
* New General Outfit :						
New and Additional Outfit, Ter- minal Stations	8	16			8	16
“ Real Estate, purchase and expenses of.....	574	67	2,203	22	2,777	89
						2,786 05
Government & other Excep- tional Charges :						
Inspection Expenses	36	55			36	55
Parliamentary Expenses	1,093	96	593	00	1,686	96
Agencies and Commissions.	2,974	63	2,634	82	5,609	45
Lake Agencies and Connections..	2,000	09	4,031	73	6,031	73
* Competitive & Protective Lines			168	90	168	90
						13,533 59

Total Extension Service in New Works \$31,645 26

Less amounts marked * Charged to Capital Account..... 18,280 57

Carried to Revenue Account No. 2 \$13,364 69

NORTHERN RAILWAY OF CANADA.

ENGINEER'S DEPARTMENT.

APPENDIX M.

Detail of New Works and Buildings executed during
year ending 31st December, 1877.

	\$ c.	\$ c.
BUILDINGS :		
New Tool Houses.....	63 33	
		63 33
TANK HOUSES, PIPES AND APPURTENANCES :		
Windmill Tank, Collingwood.....	186 07	
Tank Tub	362 07	
		548 14
CLEARING AND GRADING STATION YARDS AND RIGHT OF WAY :		
Station Yard, Weston.....	24 25	
Lower Station Yard, Gravenhurst.....	25 00	
		49 25
CROSSINGS, CATTLE GUARDS AND SIGN BOARDS :		
Cattle Guards, Craigeleith.....	18 26	
" Severn.....	21 46	
" Lethbridge.....	137 61	
		177 33
FENCES AND GATES, MAIN LINE :		
Snow Fence.....	546 34	
		546 34
EXTENSION OF TRACK AND SIDINGS :		
As per Appendix, 2.10 miles.....	6,712 72	
		6,712 72
SEMAPHORES AND SWITCH SIGNALS :		
New Semaphore on Barrie Branch.....	105 23	
		105 23
Total Expenditure on New Works and Buildings during year 1877.....		\$8,202 34

OWEN JONES,
Chief Engineer.

NORTHERN RAILWAY OF CANADA.

ENGINEER'S DEPARTMENT.

APPENDIX N.

Characteristics of Railway, Year 1877.

LENGTH OF TRACK LAID WITH STEEL & IRON.	BRANCHES.			Miles.
	Main Line.	Muskoka	North Grey.	
From E. side of E. Market St., Toronto, to S. side of Huron St., Collingwood. } 94.96				
Belle Ewart Branch.....	1.34			
Barrie ".....	1.23			
Muskoka ".....		49.71	20.50	
North Grey ".....			1.10	
Station Yard Sidings.....	27.70	5.01	1.14	
Mill and Storehouse Sidings.....	8.78	3.26		
Totals.....	134.01	57.98	22.74	= 214.73
Previously returned.....	133.62	56.30	22.71	= 212.63
Increase.....	.39	1.68	.03	= 2.10
Weight of Rail per yard.....	Steel 60 lbs. Iron 56 & 58 lbs.			
Minimum Radius of Curvature.....				1,432 feet.
Maximum Grade per Mile going North.....				60 "
" " " South.....				52.80 "
Number of Regular Stations including Termini.....				30
" Flag Stations.....				9
" Telegraph Stations.....				30
" Engine Houses.....				8
" Stalls for Engines.....				32
" Machine Shop, Toronto.....				1
" Blacksmith Shops.....				3
" Carpenter Shops.....				5
" Car Repair Shops.....				2
" Tool Houses.....				32
" Turn-table Roofs, Lefroy and Collingwood.....				2
" Flour Sheds.....				6
" Store Sheds—Toronto and Lefroy.....				2
" Watchmen's Houses.....				3
" Oil Houses.....				13
" Coal and Lime Houses.....				4
" Fire Engine, Sand and Ash Houses.....				3
" Tank Houses—7 Brick, 7 Frame. 3 Wind Mill. 3 with two tubs.....				17
" Weigh Scale Roofs.....				4
" Ice Houses.....				5
" Elevators.....				6
" General Offices, Toronto.....				2
" Boarding Houses for Company's Employees.....				4
" Station Houses with Dwellings attached.....				7
" Turn-tables.....				4
" Track and Storekeepers' Scales.....				1
HOUSES FOR EMPLOYEES:				
Station Agents.....				19
Switchmen.....				15
Roadmasters, Trackmen, &c.....				56
				90
WAY STATIONS:				
Fed by Springs.....				3
Supplied by Pumps.....				16
				19
Wood Sheds (average capacity 600 cords).....				5
Freight Houses 100 feet in length and over.....				15
" " " under 100 feet in length.....				12
				27
Partially fitted up as Grain Stores.....				1

OWEN JONES, *Chief Engineer.*

NORTHERN RAILWAY OF CANADA AND BRANCHES.
ENGINEER'S DEPARTMENT.

APPENDIX O.

Additional Sidings put in during the year 1877.

POSITION.	Total Length.	Car Room.	REMARKS.
Toronto Yard.....	1532	500	
Weston.....	464	310	
Galbraiths.....	482	200	
Allandale yard.....	148	148	
Barrie Lumber Yard.....	171	100	
Wilkinsons.....	109	109	
Dobie & Mercer.....	650	600	Carried forward from last year.
Hay & Paton.....	600	400	
Collingwood.....	200	100	
Flemings.....	669	450	
Ridge Road.....	308	200	
Taits.....	1245	1245	Carried forward from last year.
McPherson's (Lime Siding).....	968	968	
Adams.....	260	100	
Washago.....	170	57	
Severn.....	137	137	
Hogan.....	403	233	
Hulls.....	650	475	
Gravenhurst.....	663	663	
Muskoka Wharf.....	1370	900	Carried forward from last year.
Colwells (in station yard).....	465	280	
Taits Passing Siding.....	300	180	
" Mill ".....	1144	940	
DeBlacquiere.....	790	675	
LESS SIDINGS TAKEN UP DURING THE YEAR.	m. ft. 2.3438	m. ft. 1.4695	
Emigrant Shed.....	942	520	
Westnans.....	468	320	New Sidings laid in 1877, 1'55m.
Thompsons.....	553	430	Addition found by re-measurement. .55
Sykes.....	546	416	Total addition length for 1877, 2'10m.
Thompson Smith.....	1300	880	
Bell Ewart.....	1510	1168	
Mulhollands.....	87	60	
Milnes.....	410	250	
	m. ft. 1.536	ft. 4044	

OWEN JONES,
Chief Engineer.

NORTHERN RAILWAY OF CANADA.

ENGINEER'S DEPARTMENT.

APPENDIX P.

Statement showing the average number of Men per mile, and cost of Labor *Maintaining Roadway, Works and Buildings*, during year ending 31st December, 1877.

Months.	Mileage.	No. of Working Days per Month.	Total Days.	Total Cost.	No. of Men per Mile per Day.	Wages per Man per mile per Day.
				\$ c.		\$ c.
January	167.74	27	4,961 $\frac{1}{4}$	5,979 92	1.0955	1 20.51
February ...	"	24	4,402	5,440 29	1.0934	1 23.58
March.....	"	27	5,181 $\frac{1}{2}$	6,225 72	1.1434	1 20.15
April	"	25	4,740	5,732 74	1.1303	1 20.94
May	"	27	5,846 $\frac{3}{4}$	6,804 08	1.2909	1 16.37
June	"	26	6,640 $\frac{1}{2}$	7,733 88	1.5261	1 16.46
July	"	26	4,083 $\frac{1}{2}$	4,943 47	.9362	1 21.06
August	"	27	4,012 $\frac{3}{4}$	4,881 57	.8502	1 21.65
September ..	"	25	3,954 $\frac{1}{2}$	4,718 22	.9430	1 19.31
October	"	27	4,961	5,871 08	1.0853	1 18.34
November ...	"	26	4,457 $\frac{3}{4}$	5,394 74	1.0221	1 21.01
December ...	"	26	4,241 $\frac{1}{4}$	5,188 52	.9724	1 22.33
Totals.....	167.74	313	57,483	\$68,914 23	13.0888	14 41.71.

Average number of men per mile per day.....1876 1.10
 " " " " " " " "1877 1.09
 Decrease in 1877 .01

Average wages per man per mile per day.....1876 \$1.20
 " " " " " " " "1877 1.20

OWEN JONES, Chief Engineer.

NORTHERN RAILWAY OF CANADA.
ENGINEER'S DEPARTMENT.

APPENDIX R.

Statement showing Comparative Cost of Track Labor, also Cost
of Labor maintaining Roadway Works and Buildings.

1876	Section Labor	\$46,570 75
1877	" "	43,782 51
	Decrease in 1877	\$2,788 24 = .06%
1876	Maintaining Roadway Works & Buildings	\$70,194 75
1877	" "	68,914 23
	Decrease in 1877	\$1,280 52 = .02%

OWEN JONES,
Chief Engineer.

NORTHERN RAILWAY OF CANADA.
ENGINEER'S DEPARTMENT.

APPENDIX S.

Comparative Statement of Iron Rails repaired at Blacksmith's
Shop, Allandale, during years 1876 & 1877, and cost per foot.

		QUANTITY OF IRON REPAIRED.							
		Tons.	Cwts.	Qrs.	Lbs.	Tons.	Cwts.	Qrs.	Lbs.
1876	Rep'd Iron 100,313 ft. @ 58 lbs. per yd.	865	15	3	20				
"	" " 14,632 " @ 56 lbs. "	121	18	2	19	987	14	2	11
1877	" " 78,105 " @ 58 lbs. "	674	2	1	21				
"	" " 25,693 " @ 56 lbs. "	221	15	1	11	895	17	3	3
	Decrease in 1877					91	16	3	8

COST OF LABOR PER FOOT, REPAIRING.

1876	Ft. of Patching	14,525 ÷ \$3,198 98 = .220c. cost per ft. for labor repairing
1877	" "	13,810 ÷ 3,050 94 = .220c. " " "

Increase in 18770007c.

COST OF MATERIAL PER FOOT, REPAIRING.

1876	Ft. of Patching	14,525 ÷ \$1,804 23 = .1242c. per ft. for material repairing.
1877	" "	13,810 ÷ 1,446 63 = .1047c. " " "

Decrease in 1877195c. " "

1876	Total cost of Patching per lineal foot	34.44c.
1877	" "	32.56c.

Decrease in 1877 1.88c.

OWEN JONES,
Chief Engineer.

NORTHERN RAILWAY OF CANADA.
MECHANICAL DEPARTMENT.

APPENDIX T.

Statement showing Number, Description, Condition, &c.,
of Engines, on 31st December, 1877.

No. of Engine.	REMARKS.
1	In fair working order.
2	" " " "
3	" good order.
4	" " "
5	Requires heavy repairs.
6	In fair working order.
7	" shop under repairs.
8	" good order.
9	Condemned.
10	In good order.
11	" " "
12	Requires heavy repairs.
13	In fair working order.
14	Condemned.
15	In good order.
16	" " "
17	" fair working order.
18	" shop under repairs.
19	" good order.
20	" shop under repair.
21	" good order.
22	" " "
23	" " "
24	" " "
25	" " "
26	Building in Company's Work Shops.
27	Requires medium repairs.
28	In shop for heavy repairs
29	" good order
30	" shop, under repairs.
31	" good order.
32	" " "
33	" " "
34	" " "

RESUME.

In good order	18
" fair working order.....	5
" shop for repairs.....	5
Requires ".....	3
Condemned.....	2
Building.....	1

34

P. CLARKE, *Mech. Supt.*

NORTHERN RAILWAY OF CANADA.
MECHANICAL DEPARTMENT.

APPENDIX. U.

Statement Showing the Number and Condition of Car Stock, &c., on 31st December, 1877.

DESCRIPTION.	1876.	1877.	REMARKS.
First Class Cars	16	17	"In good order," except two which will soon require renewing. One new Passenger Car (No. 26) has been built in Company's shops this year and added to stock.
Parlour "	3	3	"In good order."
Smoking "	5	5	"In good running order," but require thorough overhauling and reconstructing.
Engineer and Pay Car	1	1	"In good order."
Mail and Smoking " (short)..	3	3	Two of these cars are in good order, the other requires overhauling and reconstructing.
Mail and Smoking " (long)..	1	1	"In good order."
Baggage and Express cars (short)	3	3	"In good order"
" " " " (long)..	4	5	"In good order." One of these cars built in Company's shops, has been added to the stock this year, and all fitted with Miller's Patent Platform, except one, yet to be done.
Auxiliary Car	1	1	"In good order." Equipped with tools and necessary appliances, ready for use.
Boarding Cars	3	3	"In running order." Fitted up with bunks etc., for use of wood train men, and sawing machine gang, etc.
Conductors' Vans	16	16	"In good order" for freight train service—two have been fitted with "Kettells Speed Recorders.
Cattle Cars	8	8	" " " "
Oil "	3	3	" " " "
Box "	190	190	" " " "
Platform Cars	512	512	" " " " Two have had bodies renewed, twenty, heavy repairs, and 174 painted and lettered during year, one is fitted up to carry lime and another as winged snow-plough.
Dump "	52	52	"In good working order."
Snow Ploughs	2	2	" " " " One of these is a flat car fitted with extending wings, etc. The other—built for the purpose—is fitted with "Goulette's Patent Flangers" (or scrapers).

P. CLARKE, *Mech. Superintendent.*

NORTHERN RAILWAY OF CANADA.
MECHANICAL DEPARTMENT.

APPENDIX V.

Statement showing the Number and Condition of Elevator and Stationary Engines, etc.,
31st December, 1877.

DESCRIPTION.	1876.	1877.	REMARKS.
Fire Engine	6	6	Engines and Hose, etc., "in good order."
Wood Sawing Engines	3	3	The Elevator Sawing Machine and Engine has had one light and one medium repair during the year,, the other two old Engines are in fair working order.
Car Transfer Machine	1	1	"In good working order."
Grain Elevators	3	3	The Engines of the Toronto and Collingwood Elevators have each had one light repair during year.
Engines and Machinery			The boiler at Collingwood has had repair to barrel, and new supports. The Engine and Boiler from Collingwood old Elevator is in stock.
Shop Engine	1	1	"In good order" has had one light repair during year.
Machinery, Shafting, etc.			" " " and condition.
Machinery of Pumping Stations.			"In good order." A Water Column connected with the Water Tanks has been placed at Collingwood, convenient for use of Engines on main line.

31

P. CLARKE,
Mechanical Superintendent.

NORTHERN RAILWAY OF CANADA.
MECHANICAL DEPARTMENT.

APPENDIX W.

Cost of Working and Repairing Engines (per mile in cents) for 12 months ending 31st Dec., 1877.

Month.	Engine Mileage.	Wood.		Oil & Tallow.		Cost Small stores.	Proportion of Attendance.	Enginemen, Firemen, & Cleaners' Wages.	Total Cost of Working.	Cost of Wages repairing.	Cost of Stores repairing.	Total Cost of repairing.	Total Cost of Working & repairing.	REMARKS.
		Cubic feet.	Cost.	Lbs. $\frac{1}{2}$ 100 miles run.	Cost.									
January.	48,904	3.46	6.82	4.29	.15	.16	.17	4.80	12.10	2.22	1.20	3.42	15.52	Wood was charged during the year @ \$2.63 ⁴⁹⁶ . 50.00 miles run per cord consumed. 24 31 miles run per pound or pint of Oil and Tallow consumed.
February	41,451	2.88	5.93	4.34	.21	.22	.20	4.94	11.50	2.39	1.29	3.68	15.18	
March ...	45,903	3.02	6.22	4.23	.16	.08	.18	4.97	11.61	2.20	.72	2.92	14.53	
April ...	49,854	2.70	5.56	3.97	.18	.06	.16	4.69	10.65	2.03	.51	2.54	13.19	
May.....	62,749	2.69	5.77	4.00	.19	.06	.13	4.49	10.64	1.75	.63	2.38	13.02	
June	64,737	2.52	5.19	3.82	.15	.04	.14	4.50	10.02	1.75	.83	2.58	12.60	
July.....	44,536	2.49	5.12	3.77	.19	.12	.18	4.73	10.34	1.50	.45	1.95	12.29	
August..	51,493	2.50	5.14	4.01	.15	.05	.16	4.45	9.95	2.05	.48	2.53	12.48	
Sept'r...	55,483	2.78	5.73	4.14	.20	.04	.15	4.38	10.50	1.86	.56	2.52	13.02	
October.	64,046	2.86	5.89	4.18	.19	.14	.15	4.46	10.83	1.76	.65	2.41	13.24	
Nov'r....	57,866	3.04	6.26	4.17	.20	.12	.14	4.60	11.32	1.85	.87	2.62	13.94	
Dec'r....	48,072	2.83	5.85	4.43	.12	.03	.17	4.82	10.99	2.16	.22	2.38	13.37	
Totals ...	635,094	33.77	69.48	49.35	2.09	1.12	1.93	55.83	130.45	23.52	8.41	31.93	162.38	
Average for 12 Months.	52,924	2.81	5.79	4.11	.17	.09	.16	4.65	10.87	1.96	.70	2.66	13.53	

C. M.
 Total cost of Working and Repairing (per mile) 1877.....13.53
 " " " " " " 1876.....14.03
 Decrease " " " " " " 1877......50

P. CLARKE, Mechanical Superintendent.

NORTHERN RAILWAY OF CANADA.
MECHANICAL DEPARTMENT.

APPENDIX X.

Statement of the cost (per train mile) of running and
repairing Cars for the year ending 31st December, 1877.

MONTH.	Train Miles.	Cost of Wages Repairing.	Cost of Stores Running and Repairing.	Total Cost of Repairing.
January	39,796	2.89	1.80	4.69
February	33,986	3.04	2.64	5.68
March	36,968	2.91	1.79	4.70
April	40,804	2.74	1.44	4.18
May	51,595	2.43	1.56	3.99
June	54,123	2.30	1.99	4.29
July	36,595	2.12	1.49	3.61
August	42,403	2.34	1.46	3.80
September	46,525	2.31	2.16	4.47
October	53,496	2.25	1.58	3.83
November	48,133	2.25	1.73	3.98
December	39,468	3.04	1.99	5.03
Totals	523,892	30.62	21.63	52.25
Average for 12 Months	43.657	2.55	1.80	4.35

Cost (per Train Mile) in 1877.....4.35

“ “ 1876.....5.77

Decrease, 1877.....1.42

P. CLARKE,

Mech. Supt.

NORTHERN RAILWAY OF CANADA.
MECHANICAL DEPARTMENT.

APPENDIX Y.

Statement of Miles run by each Engine during the year ending 31st December, 1877.

No. of Engine.	Jan.	Feb.	March.	April.	May.	June.	July.	Aug.	Sept.	Oct.	Nov.	Dec.	Total Miles.	DESCRIPTION OF TRAIN.
1	1104	430	474		1170	1923	1289	616	275	1728	1323		10332	Shunting.
2				543	1182	1194			162	35	192		3627	"
3						2090	3374	4030	3734	2782	3158	1928	21096	Passenger.
4	4106	3432	1330		1876	1780							15082	"
5	1572	1340	2271	1886	2905	1895	1578	1041	2233	2631	2503	1732	22887	Mixed, Freight.
6	2053	2234	2449	2224	2358	2505	2478	2317	2478	2506	2427	1968	28717	Shunting.
7	1472	2122	542										4136	Mixed.
8	1660	2722	2869	3049	984			1410	2304	3056	2970	2860	23974	Passenger.
10	160	2186	2701	2834	3122	2956	2624	2802	1902	656	2262	2969	27234	" Mixed.
11			614	1971	2479	1295	2146	1276	1563	2041	874	447	14676	Freight, Wood.
12	2745	1511	2171	2373	3463	3692	1404	2540	2865	2833	2072	3226	30895	"
13					336	2883	1761	2242	3639	3241	3362	401	17865	" Engineering.
15	869	1432	3108	3473		2932	2934	1776	2206	878	2705	3261	2344	" Mixed.
16	328				1091	3058	2731	1640	1082	3163	2215	2875	18183	Passenger, Mixed.
17					2246	3514	1086	3022	2200	1993	2606	856	17532	Freight.
18	1946	2503	1056	2609	2189	2046	1608	2095	1631	2597	2500		22850	Passenger.
19	2581	1868	2642	2346	1374				193		1121	1050	13175	Freight.
20	2680	1985	1184	2712	3747	2801			547	3309	352		19326	"
21	2244	2142	2024	2142	2008	2246	2142	612	751	3422	2741	2408	24972	"
22	2636	313	218	2621	2894				104	398	1637	1878	12749	"
23	540	1110	1440	1500	759	791	1746	1572	1758	1913	1662	1608	16399	Shunting.
24	1709	1583	1967	1583	1778	1009		723	1800	450	561	1600	14773	"
25	2046	1406	1682	2799	3508	3218			366	916		894	16835	Freight.
27					1919	3198	813	2113	3730	3095	2637	2244	19750	"
28					1047	3007	2260	3396	3314	3028	107		16659	"
29	2296	2412	3227	2747	2965	2948	2868	3158	3472	1253	2644	2058	31948	Passenger.
30	3009	2030	2006	106	1880	1044	2263	2303	2131	2246	1836	836	21690	Passenger, Mixed, Freight.
31	2786	790	2344	2544	2780	2532	2678	2659	2661	2946	2420	1936	29076	"
32	2244	2142	2235	1933	2335	2042		1930	2142	2346	2142	2066	23562	Freight.
33	2399	2284	2630	2662	2644	2650	2656	2608	2675	2776	2809	2304	31597	Mixed.
34	2613	1409	2650	3187	3338	3446	3195	3182	3294	3601	3422	2135	35532	"
Totals..	48094	41451	45903	49854	62749	64737	44536	51493	55483	65046	57866	48072	635094	

Total Miles run in 1877..... 635,094
" " " " 1876..... 656,555

Decrease in 1877..... 21,461

P. CLARKE, Mech. Superintendent.

NORTHERN RAILWAY OF CANADA.
MECHANICAL DEPARTMENT.

APPENDIX Z.

STATEMENT of Miles Run by each Class of Train, during the year ending 31st December, 1877.

Month.	Passenger.		Mixed.		Freight.		Wood.		Engineering.		Wrecking & Snow Plow.		Train Miles.	Shunting, Piloting, &c.	Total Engine Miles.	Total Car Miles.
	Engine	Car.	Engine	Car.	Engine	Car.	Engine	Car.	Engine	Car.	Engine	Car.				
January.	15,764	59,355	9,180	77,974	14,127	172,364	290	4,027	435	3,192	39,796	9,108	48,904	316,912
February	14,356	53,649	8,156	69,458	11,402	142,900	72	33,986	7,465	41,451	266,007
March ..	15,353	57,318	8,586	73,530	10,241	132,710	708	7,069	1,208	16,149	867	132	36,968	8,935	45,903	286,908
April...	14,704	55,191	8,500	74,616	14,012	191,861	2,694	27,713	694	9,117	200	862	40,804	9,050	49,854	359,360
May....	16,289	62,554	9,180	90,506	22,745	330,265	3,182	32,793	199	1,835	51,595	11,154	62,749	517,953
June....	16,331	64,270	8,135	69,096	23,738	338,641	3,944	31,467	1,975	13,996	54,123	10,614	64,737	517,470
July....	16,826	76,965	7,829	83,890	11,868	160,896	72	886	36,595	7,941	44,536	322,637
August..	17,594	78,319	8,192	87,697	15,606	220,527	1,011	10,387	42,403	9,090	51,493	396,930
Sept'r ...	16,106	78,710	7,606	89,315	22,813	342,455	46,525	8,958	55,483	510,480
October.	15,825	67,166	9,204	111,955	24,779	360,605	1,844	19,209	1,658	18,627	146	120	53,496	10,550	64,046	577,682
Novem'r	15,570	62,244	8,840	103,211	18,981	260,710	3,820	40,826	770	9,380	152	104	48,133	9,733	57,866	476,475
Dec'r ...	15,198	60,566	8,841	88,626	11,666	154,261	3,560	35,070	177	1,770	26	16	39,468	8,604	48,072	340,309
Totals ..	189,921	776,307	102,249	1,019,874	201,978	2,808,195	20,082	198,174	7,764	82,147	1,898	4,426	523,892	111,202	635,094	4,889,123
Average No. of Cars on Train.	4.0		9.9		13.9		9.8		10.5		

P. CLARKE, *Mechanical Superintendent.*

NORTHERN RAILWAY OF CANADA.

TRAFFIC DEPARTMENT.

APPENDIX Z. a.

Statement of Traffic and Earnings on Passengers and Freight Outwards from Stations, 1877.

STATIONS.	No. of passengers.	Passenger Earnings.		Tons Freight Outwards.	Freight Earnings.	Total Earnings. Passengers, and Freight	
		\$	c.		\$	c.	\$
Toronto, City Hall.....	29005	43151	18			43151	18
" Brock Street	7374	11755	43	26721	91219 07	102974	50
Davenport	1596	1027	48			1027	48
Thornhill.....	2733	1936	79	326	959 02	2895	81
Richmond Hill.....	4433	2990	10	1031	2420 04	5410	14
King.....	4173	2558	47	1772	2469 08	5027	55
Aurora	9773	6098	58	4065	5910 21	12008	79
Newmarket.....	13212	9500	50	9466	14793 08	24293	58
Holland Landing.....	3048	1750	31	1335	2280 48	4030	79
Bradford.....	10443	7999	82	7296	18028 72	26028	54
Gilford	3321	2641	04	1945	2915 11	5556	15
Lefroy	4461	3246	21	5236	8570 55	11816	76
Belle Ewart				1260	1641 79	1641	79
Bramley	2513	1414	41	2295	4357 33	5771	74
Allandale	6833	5323	91	7536	13240 41	18564	32
Barrie	21732	21120	44	8074	16888 64	38009	08
Angus	7586	4512	88	28090	47670 82	52183	70
New Lowell.....	4217	2785	73	12283	20699 10	23484	83
Stayner.....	10756	7379	90	6214	13547 69	20927	59
Collingwood.....	15114	12665	13	21526	24515 45	37180	58
Collingwood Wharf					10873 72	10873	72
Thornbury.....	6148	4437	64	2942	7250 95	11688	59
Meaford	7339	8376	89	2948	9339 38	17716	27
Gowan				4038	6335 43	6335	43
Hawkstone.....	1670	918	57	968	1622 72	2541	29
Orillia	15006	15101	68	10033	16740 48	31842	16
Atherley.....				416	795 87	795	87
Longford.....				15709	21453 54	21453	54
Washago.....	1608	896	68	2584	4273 96	5170	64
Severn.....	1835	1290	31	3402	6094 41	7384	72
Gravenhurst.....	6300	10145	75	18534	7676 86	17822	61
Gravenhurst Wharf	1201	2269	61		28465 04	30734	65
Conductors' Collections....	16277	14320	61			14320	61
Through Tickets.....	26619	29631	16			29631	16
Through Freight.....				42460	35845 31	35845	31
Mails, Wharfage, Storage, &c.....					42330 83	42330	83
Totals.....1877	246326	\$237247	21	250505	\$491225 09	\$728472	30
do.....1876	257315	238885	18	265308	545916 20	784801	38
Decrease.....	10989	\$1537	97	14803	\$54691 11	\$56329	08

BARLOW CUMBERLAND,

General Freight and Passenger Agent.

year 1877.

Tons at 2,000 lbs.	Fish. Tons at 2,000 lbs.	Salt, Coal Oil, Tar, Bris.	Dressed Hogs, Pork, Beef, &c., &c. Tons at 2,000 lbs.	Butter & Cheese, Tons at 2,000 lbs.	Horses, Cattle, and Pigs, No.	General Merchan- dis- Tons at 2,000 lbs.
.....	12,781	117½	220	18,568½
.....	21	132
.....	252	355
.....	2	1,081	79½
.....	718	554½
94	11	50½	5½	919	477½
.....	33	235
.....	13	3½	1,902	440
.....	1	5	950	61
.....	10	4½	241	99
.....
.....	2	12
10	37
40	11	36	1	208	1,452½
401½	3½	5½	5½	121	159½
20½	2	155
45	51	30	19½	1,051	238½
.....	1,080½	3,782	101	5	406	1,101
.....	1	6½	29	1,049	191½
.....	218	2	33½	51½	2,118	532
10
.....	3	4½	22	46½
10	313	42½	54	789½
.....	107	41
.....	20
.....	29½
.....	1
.....	29½
.....	3
.....	10
.....	334
681	1,305	16,904	456	141	11,636	26,573

LOW CUMBERLAND,
General Freight and Passenger Agent.

NORTHERN RAILWAY OF CANADA.

TRAFFIC DEPARTMENT.

APPENDIX Z. 1.

Classification of Freight forwarded from Stations. for the year 1877.

STATIONS.	Grain, bushels.	Bran & other Feed Tons at 2,000 lbs.	Flour and Oatmeal Barrels at 200 lbs.	Lumber, Shingles, Lath. Cars at 20,000 lbs.	Cedar Posts and Slabs Cars at 20,000 lbs.	Square Timber, Cubic feet.	Rafting Staff. Cars at 20,000 lbs.	Cordwood. Cords at 3,300 lbs.	Stone and Brick. Cars at 20,000 lbs.	Lime. Tons at 2,000 lbs.	Coal. Tons at 2,000 lbs.	Hay. Tons at 2,000 lbs.	Fish. Tons at 2,000 lbs.	Salt, Coal Oil, Tar, Brls.	Dressed Hogs, Pork, Beef, &c., &c. Tons at 2,000 lbs.	Butter & Cheese, Tons at 2,000 lbs.	Horses, Cattle, and Pigs, and No.	General Merchan- dise. Tons at 2,000 lbs.	
Toronto	114,165	4	5,334	12					1	231½	1,934			12,781	117½		220	18,558½	
Thornhill	452		1	10		2,932											21	132	
Richmond Hill	3,684		1	10		127,285											252	355	
King	30,223		401	23	16		6½	181									1,031	79½	
Aurora	57,688			30	46	1,440	3	623	8								718	554½	
Newmarket	58,193	372½	46,791½	141	21			180½				94		11	50½	5½	919	477½	
Holland Landing	1,800		6,222	134	3			12½		10							33	235	
Bradford	256,912		1,915	235	19	4,319			5						13	3½	1,902	440	
Gilford	24,065		457½	5	2			103	68	12					1	5	950	61	
Lefroy	75,927		139	186	39			63	60						10	4½	241	99	
Belle Ewart				113	16														
Bramley	40,081		800	58	4			267½								2	12	39	
Allandale	1,232		6,835	446	62	21,435	16	470			10						37	286	
Barrie	30,610	41½	6,827	434			12	217			40		3½	11	36	1	203	1,452½	
Angus	27,021	17½	9,360½	2,246	133	36,399	115				401½				5½	5½	121	159½	
New Lowell	5,085		458	1,128	45	3,500		52			20½					2	155	102	
Stayner	95,415	147	11,374½	94		23,832		28			45			51	30	19½	1,051	238½	
Collingwood	1,495,542	72	9,163½	1,351	14	63,306	1		6	3	130		1,080½	3,732	101	5	406	1,101	
Thornbury	44,075	31½	9,876	6	2				16				1		6½	29	1,049	191½	
Meaford	36,506		5,661½	1				12					218	2	33½	51½	2,118	532	
Gowan				279	2	6,852		658				10							
Hawkstone	21		186	21				412							3	4½	22	46½	
Orillia	9,062	90	3,342½	655	63	14,000	11	396½	14		21	10		313	42½		54	789½	
Atherley	26		565½	29									1½					107	41
Longford	934		12	1,379	15	46,510			1	556½								20	
Washago	850	20½	1,012½	187	55													1	29½
Severn	7		85	227	26			13						3	1			3	29½
Gravenhurst			38	762	34	482,650	4½									1½	10	334	
Totals	2,409,576	798	126,860	10,202	617	834,460	169	3,689	174	818	2,085	631	1,305	16,904	456	141	11,636	26,573	

BARLOW CUMBERLAND,
General Freight and Passenger Agent.