

**CIHM  
Microfiche  
Series  
(Monographs)**

**ICMH  
Collection de  
microfiches  
(monographies)**



**Canadian Institute for Historical Microreproductions / Institut canadien de microreproductions historiques**

**© 1999**

## Technical and Bibliographic Notes / Notes techniques et bibliographiques

The Institute has attempted to obtain the best original copy available for filming. Features of this copy which may be bibliographically unique, which may alter any of the images in the reproduction, or which may significantly change the usual method of filming are checked below.

- Coloured covers / Couverture de couleur
- Covers damaged / Couverture endommagée
- Covers restored and/or laminated / Couverture restaurée et/ou pelliculée
- Cover title missing / Le titre de couverture manque
- Coloured maps / Cartes géographiques en couleur
- Coloured ink (i.e. other than blue or black) / Encre de couleur (i.e. autre que bleue ou noire)
- Coloured plates and/or illustrations / Planches et/ou illustrations en couleur
- Bound with other material / Relié avec d'autres documents
- Only edition available / Seule édition disponible
- Tight binding may cause shadows or distortion along interior margin / La reliure serrée peut causer de l'ombre ou de la distorsion le long de la marge intérieure.
- Blank leaves added during restorations may appear within the text. Whenever possible, these have been omitted from filming / Il se peut que certaines pages blanches ajoutées lors d'une restauration apparaissent dans le texte, mais, lorsque cela était possible, ces pages n'ont pas été filmées.
- Additional comments / Commentaires supplémentaires:

L'Institut a microfilmé le meilleur exemplaire qu'il lui a été possible de se procurer. Les détails de cet exemplaire qui sont peut-être uniques du point de vue bibliographique, qui peuvent modifier une image reproduite, ou qui peuvent exiger une modification dans la méthode normale de filmage sont indiqués ci-dessous.

- Coloured pages / Pages de couleur
- Pages damaged / Pages endommagées
- Pages restored and/or laminated / Pages restaurées et/ou pelliculées
- Pages discoloured, stained or foxed / Pages décolorées, tachetées ou piquées
- Pages detached / Pages détachées
- Showthrough / Transparence
- Quality of print varies / Qualité inégale de l'impression
- Includes supplementary material / Comprend du matériel supplémentaire
- Pages wholly or partially obscured by errata slips, tissues, etc., have been refilmed to ensure the best possible image / Les pages totalement ou partiellement obscurcies par un feuillet d'errata, une pelure, etc., ont été filmées à nouveau de façon à obtenir la meilleure image possible.
- Opposing pages with varying colouration or discolourations are filmed twice to ensure the best possible image / Les pages s'opposant ayant des colorations variables ou des décolorations sont filmées deux fois afin d'obtenir la meilleure image possible.

This item is filmed at the reduction ratio checked below: /  
Ce document est filmé au taux de réduction indiqué ci-dessous.

<b>10x</b>		<b>14x</b>		<b>18x</b>		<b>22x</b>		<b>26x</b>		<b>30x</b>
<input type="checkbox"/>	<input type="checkbox"/>	<input type="checkbox"/>	<input type="checkbox"/>	<input type="checkbox"/>	<input type="checkbox"/>	<input checked="" type="checkbox"/>	<input type="checkbox"/>	<input type="checkbox"/>	<input type="checkbox"/>	<input type="checkbox"/>
<b>12x</b>		<b>16x</b>		<b>20x</b>		<b>24x</b>		<b>28x</b>		<b>32x</b>

The copy filmed here has been reproduced thanks to the generosity of:


Department of Rare Books  
and Special Collections,  
McGill University, Montreal

The images appearing here are the best quality possible considering the condition and legibility of the original copy and in keeping with the filming contract specifications.

Original copies in printed paper covers are filmed beginning with the front cover and ending on the last page with a printed or illustrated impression, or the back cover when appropriate. All other original copies are filmed beginning on the first page with a printed or illustrated impression, and ending on the last page with a printed or illustrated impression.

The last recorded frame on each microfiche shell contain the symbol  $\rightarrow$  (meaning "CONTINUED"), or the symbol  $\nabla$  (meaning "END"), whichever applies.

Maps, plates, charts, etc., may be filmed at different reduction ratios. Those too large to be entirely included in one exposure are filmed beginning in the upper left hand corner, left to right and top to bottom, as many frames as required. The following diagrams illustrate the method:



L'exemplaire filmé fut reproduit grâce à la générosité de:



Department of Rare Books  
and Special Collections,  
McGill University, Montreal

Les images suivantes ont été reproduites avec le plus grand soin, compte tenu de la condition et de la netteté de l'exemplaire filmé, et en conformité avec les conditions du contrat de filmage.

Les exemplaires originaux dont la couverture en papier est imprimée sont filmés en commençant par le premier plat et en terminant soit par la dernière page qui comporte une empreinte d'impression ou d'illustration, soit par le second plat, selon le cas. Tous les autres exemplaires originaux sont filmés en commençant par la première page qui comporte une empreinte d'impression ou d'illustration et en terminant par la dernière page qui comporte une telle empreinte.

Un des symboles suivants apparaîtra sur la dernière image de chaque microfiche, selon le cas: le symbole  $\rightarrow$  signifie "A SUIVRE", le symbole  $\nabla$  signifie "FIN".

Les cartes, planches, tableaux, etc., peuvent être filmés à des taux de réduction différents. Lorsque le document est trop grand pour être reproduit en un seul cliché, il est filmé à partir de l'angle supérieur gauche, de gauche à droite, et de haut en bas, en prenant le nombre d'images nécessaire. Les diagrammes suivants illustrent la méthode.



# MICROCOPY RESOLUTION TEST CHART

(ANSI and ISO TEST CHART No. 2)



45

50

56

63

71

80

90

100

112

125

140

160

180

200

225

250

280

315

360

400

450

500

560

630



APPLIED IMAGE Inc

1655 East Main Street  
Rochester, New York 14609 USA  
(716) 481-3300 Phone  
(716) 288-5989 Fax

## **MEMORANDUM**

SENT TO

TEACHERS IN CHARGE OF MACDONALD  
SCHOOL GARDENS, 31ST MARCH, 1905.

DESIRE to submit the following for your information and guidance in connection with the school garden work during the coming season :—

### **SOME WORK IN THE GARDEN EVERY DAY.**

I think each travelling instructor should request the teacher at every school to devote some time every day, when the weather is suitable, to work with the pupils in the school grounds and school garden. I would suggest that leaders might be appointed, each with a committee formed of the pupils of the school. These, of course, would carry on the work under the superintendence of the teacher. They might devote from a-quarter to a-half hour every day to such matters as the weeding of the paths between the plots, the weeding of the class beds, the care of trees and the general care of the lawn and play-grounds. I am confident that less than one-half hour per day devoted to this work would give the school grounds and garden a very nice appearance and would put the beds and the garden as a whole into such a condition as to let the children profit to the fullest extent by the weekly visits of the instructor.

### **PURPOSE RESTATED.**

I take this occasion to remind you that the garden is primarily to be used as a means for the education of the children. Incidentally and afterwards it should be used to interest the parents and to let the people of the locality see that the garden has also a practical use, in preparing the children to have greater love for beautiful premises at their own homes, and more ability in connection with the occupations of the locality when they grow up.

In addition to the single plots or beds to be managed by single children or children in pairs, I think there should be one bed, at least, assigned to a class of children as such. That might or might not be one of the illustration plots or beds of which I speak in the next paragraph.

## ILLUSTRATION PLOTS.

I think it desirable now to arrange for a series of illustration plots at each school. These beds need not lie side by side; but they should be numbered so that a definite rotation might be followed in their use. I think it desirable that eight plots should be arranged for, each plot being of a size 10 ft. 5 in. x 20 ft. 10 in. That would make each plot 1/200 part of an acre in area.

On another sheet I send you a diagram which will illustrate the scheme which I think should be followed in the illustration plots. It has really a threefold purpose: to illustrate (1) the difference between the use of selected and poor seed; (2) the difference in the returns obtained from cereals when sown on land on which clover has been grown the previous year, and when sown on land on which grain only has been grown the previous year; (3) the difference in the yield of potatoes when sprayed and when not sprayed.

In addition to these three points, the effect of rotation as illustrated in plots No. 1 to 6 could be compared with the results from plots No. 7 and 8.

The wheat (selected good and selected poor seed) should be, of course, of the same variety and, if practicable, from the same crop. I shall be able to furnish all the cereals required for these plots this year. I think the children should make selections of good and poor seed themselves, for following years.

The potatoes on plots 3 and 4 should be, of the same variety and put in under conditions as nearly similar as practicable, the only difference being in the treatment afterwards, in the one case the crop being sprayed and in the other case not sprayed.

## SPRAYING OUTFITS.

I thought it would be necessary to provide a spraying outfit for each school, considering the distances, the need for spraying the crop frequently during its growth and the weather conditions that might prevail.

*Paragraph from a later letter:* On the whole I think it better to have a spraying outfit left at each school. That will enable two of the older pupils to spray when the teacher thinks it necessary to have that done. Then I would be willing to let such pupils, either before or after school hours, or on Saturdays or other holi-

days, use the apparatus to spray the plots of potatoes of neighboring farmers. The earnings from that work might go, one-half to the boys themselves and the other half to the School Garden Fund.

#### **OUTSIDE LABOR TO GET PLOTS READY.**

In the preparation of those plots this spring, I think it necessary to arrange to have *the work of preparing these beds* done without calling on the children of the school for and manual labor in connection therewith. Please arrange at your early convenience to have some good man or men, under your care, lay out these plots and dig them. If they could be cut out in the grounds now in lawn or in sod, that would suit. Choose the site with an eye also to the keeping of these, "as a city set on a hill" I think each plot should be staked out and cultivated by hand every year. If you are not able to find one man who will undertake all this work at each school, perhaps you might arrange with the trustees, or some others, to come some one half day and do the whole job, as at a "School Bee." If they wanted any pay for that, I would be willing to pay them whatever you and they thought was fair for that work.

#### **SEEDS AND PLANS READY ON TIME.**

I think it desirable that you should have the plans for all your plot work made in good time and considered by the children and the school in order that the boys and girls might have for themselves plans of the beds and the seeds to be planted before the time for actual planting arrives.

JAS. W. ROBERTSON.



ROBERTSON, J.A. /  
 1910

3000-  
 1910

### ILLUSTRATION PLOTS.

	FIRST YEAR.	SECOND YEAR.	THIRD YEAR.
ALL MANURED ALIKE	1 GRASS OR CLOVER	POTATOES SPRAYED	WHEAT SELECTED GOOD SEED, WITH CLOVER
	2 GRASS OR CLOVER	POTATOES NOT SPRAYED	WHEAT SELECTED POOR SEED, WITH CLOVER
	3 POTATOES SPRAYED	WHEAT SELECTED GOOD SEED, WITH CLOVER	CLOVER
	4 POTATOES NOT SPRAYED	WHEAT SELECTED POOR SEED, WITH CLOVER	CLOVER
	5 WHEAT SELECTED GOOD SEED, WITH CLOVER	CLOVER	POTATOES SPRAYED
	6 WHEAT POOR SEED, WITH CLOVER	CLOVER	POTATOES NOT SPRAYED
NO MANURE	7 OATS, WITH CLOVER	BARLEY, WITH CLOVER	WHEAT, WITH CLOVER
	8 OATS, WITHOUT CLOVER	BARLEY, WITHOUT CLOVER	WHEAT, WITHOUT CLOVER



