

**CIHM  
Microfiche  
Series  
(Monographs)**

**ICMH  
Collection de  
microfiches  
(monographies)**



**Canadian Institute for Historical Microreproductions / Institut canadien de microreproductions historiques**

**© 1998**

## Technical and Bibliographic Notes / Notes techniques et bibliographiques

The Institute has attempted to obtain the best original copy available for filming. Features of this copy which may be bibliographically unique, which may alter any of the images in the reproduction, or which may significantly change the usual method of filming are checked below.

- Coloured covers / Couverture de couleur
- Covers damaged / Couverture endommagée
- Covers restored and/or laminated / Couverture restaurée et/ou pelliculée
- Cover title missing / Le titre de couverture manque
- Coloured maps / Cartes géographiques en couleur
- Coloured ink (i.e. other than blue or black) / Encre de couleur (i.e. autre que bleue ou noire)
- Coloured plates and/or illustrations / Planches et/ou illustrations en couleur
- Bound with other material / Relié avec d'autres documents
- Only edition available / Seule édition disponible
- Tight binding may cause shadows or distortion along interior margin / La reliure serrée peut causer de l'ombre ou de la distorsion le long de la marge intérieure.
- Blank leaves added during restorations may appear within the text. Whenever possible, these have been omitted from filming / Il se peut que certaines pages blanches ajoutées lors d'une restauration apparaissent dans le texte, mais, lorsque cela était possible, ces pages n'ont pas été filmées.
- Additional comments / Commentaires supplémentaires:

L'Institut a microfilmé le meilleur exemplaire qu'il lui a été possible de se procurer. Les détails de cet exemplaire qui sont peut-être uniques du point de vue bibliographique, qui peuvent modifier une image reproduite, ou qui peuvent exiger une modification dans la méthode normale de filmage sont indiqués ci-dessous.

- Coloured pages / Pages de couleur
- Pages damaged / Pages endommagées
- Pages restored and/or laminated / Pages restaurées et/ou pelliculées
- Pages discoloured, stained or foxed / Pages décolorées, tachetées ou piquées
- Pages detached / Pages détachées
- Showthrough / Transparence
- Quality of print varies / Qualité inégale de l'impression
- Includes supplementary material / Comprend du matériel supplémentaire
- Pages wholly or partially obscured by errata slips, tissues, etc., have been refilmed to ensure the best possible image / Les pages totalement ou partiellement obscurcies par un feuillet d'errata, une pelure, etc., ont été filmées à nouveau de façon à obtenir la meilleure image possible.
- Opposing pages with varying colouration or discolourations are filmed twice to ensure the best possible image / Les pages s'opposant ayant des colorations variables ou des décolorations sont filmées deux fois afin d'obtenir la meilleure image possible.

This item is filmed at the reduction ratio checked below / Ce document est filmé au taux de réduction indiqué ci-dessous.

<b>10x</b>		<b>14x</b>		<b>18x</b>		<b>22x</b>		<b>26x</b>		<b>30x</b>
<input type="checkbox"/>	<input type="checkbox"/>	<input type="checkbox"/>	<input type="checkbox"/>	<input type="checkbox"/>	<input type="checkbox"/>	<input type="checkbox"/>	<input type="checkbox"/>	<input checked="" type="checkbox"/>	<input type="checkbox"/>	<input type="checkbox"/>
	<b>12x</b>		<b>16x</b>		<b>20x</b>		<b>24x</b>		<b>28x</b>	<b>32x</b>

The copy filmed here has been reproduced thanks to the generosity of:

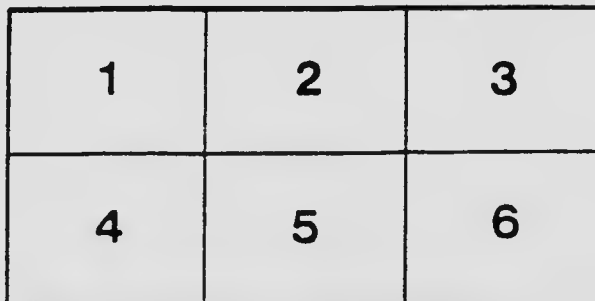
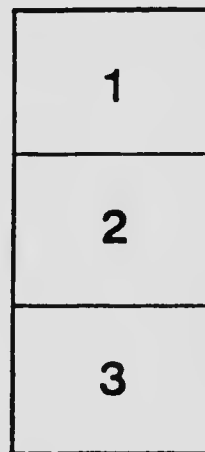

National Library of Canada

The images appearing here are the best quality possible considering the condition and legibility of the original copy and in keeping with the filming contract specifications.

Original copies in printed paper covers are filmed beginning with the front cover and ending on the last page with a printed or illustrated impression, or the back cover when appropriate. All other original copies are filmed beginning on the first page with a printed or illustrated impression, and ending on the last page with a printed or illustrated impression.

The last recorded frame on each microfiche shall contain the symbol  $\rightarrow$  (meaning "CONTINUED"), or the symbol  $\nabla$  (meaning "END"), whichever applies.

Maps, plates, charts, etc., may be filmed at different reduction ratios. Those too large to be entirely included in one exposure are filmed beginning in the upper left hand corner, left to right and top to bottom, as many frames as required. The following diagrams illustrate the method:



L'exemplaire filmé fut reproduit grâce à la générosité de:

Bibliothèque nationale du Canada

Les images suivantes ont été reproduites avec le plus grand soin, compte tenu de la condition et de la netteté de l'exemplaire filmé, et en conformité avec les conditions du contrat de filmage.

Les exemplaires originaux dont la couverture en papier est imprimée sont filmés en commençant par le premier plat et en terminent soit par la dernière page qui comporte une empreinte d'impression ou d'illustration, soit par le second plat, selon le cas. Tous les autres exemplaires originaux sont filmés en commençant par la première page qui comporte une empreinte d'impression ou d'illustration et en terminent par la dernière page qui comporte une telle empreinte.

Un des symboles suivants apparaîtra sur la dernière image de chaque microfiche, selon le cas: le symbole  $\rightarrow$  signifie "A SUIVRE", le symbole  $\nabla$  signifie "FIN".

Les cartes, planches, tableaux, etc., peuvent être filmés à des taux de réduction différents. Lorsque le document est trop grand pour être reproduit en un seul cliché, il est filmé à partir de l'angle supérieur gauche, de gauche à droite, et de haut en bas, en prenant le nombre d'images nécessaire. Les diagrammes suivants illustrent la méthode.

O. H. M. S.

*W. J. Gerald*  
Deputy Minister.

---

LABORATORY  
OF THE  
INLAND REVENUE DEPARTMENT

OTTAWA, CANADA

---

BULLETIN No 124

---

FERTILIZERS AS SOLD, 1906.

---



OTTAWA, August 17, 1906.

W. J. GERALD, Esq.,  
Deputy Minister of Inland Revenue.

SIR,—In the months of April, May and June of the present year a collection was made of agricultural fertilizers as sold in the open market. The number of samples obtained was 115, among which there were 31 which were not registered, or at any rate could not be identified as represented among the standard samples described in Bulletin No. 118. With respect to these cases, the provisions of the Fertilizers Act not having been complied with, the vendors are plainly liable to the penalties specified in Section 14. The following is a statement of the number of samples obtained in the various inspection districts, and the general results of examining them:—

Inspection Districts.	Genuine.	Not registered.	Doubtful.	Adulterated.	Total.
Nova Scotia.....	9	0	2	1	12
P. E. Island.....	1	0	1	1	3
New Brunswick ..	9	2	1	0	12
Quebec .....	6	1	0	0	7
St. Hyacinthe .....	9	1	1	1	12
Montreal .....	10	0	0	2	12
Ottawa .....	8	2	0	3	13
Kingston .....	2	5	0	2	9
Toronto .....	5	6	1	1	13
London .....	2	4	1	0	7
Calgary .....	0	3	0	0	3
British Columbia.....	5	7	0	0	12
	66	31	7	11	115

In the tabulated statement attached to this report will be found the names of the vendors and manufacturers of these fertilizers as well as the names under which they were sold and the result of their analysis by the district analysts. The manufacturer's guarantee is also given in the case of the registered samples, as well as the analysis and number of samples of the corresponding standard samples. The analyst's findings, such as 'unadulterated' or 'not up to guarantee,' are supposed to have the same value as the word 'genuine.' Sometimes a deficiency in certain constituents is pointed out by the analyst, but not sufficient to be considered as adulteration. These cases and those in which there are slight differences from the guarantee are classed as doubtful. The percentage of genuine samples in the total number collected is 57.4 which does not greatly differ from the same percentage in last year's collection which was 56.9.

I beg to recommend the publication of this report.

I have the honour to be, sir,

Your obedient servant,

THOMAS MACFARLANE,

Chief Analyst.

## RESULTS of examining 115 samples of Fertilizers

Date of Collection.	Nature of Sample.	No. of Sample.	Name and Address of Vendor.	Cost.		Name and Address of Manufacturer or Furnisher.	Inspector's Report.
				Lbs.	Cts.		
1906.			<i>District of Nova Scotia— R. J. Waugh, Inspector, G. R. Roy, Kentville, N.S.</i>				
April 23	Potato Manure...	27440		3	...	Swift Fertilizer Co., Lowell, Mass.	As sold..... As guaranteed.. Standard sample (1818).
" 23	Ground Bone....	27441	" " "	3	...	" " "	As sold..... As guaranteed.. Standard sample (1821).
" 24	" .....	27445	C. O. Allen " "	3	...	Pidgeon Fertilizer Co., Windsor N.S.	As sold..... As guaranteed.. Standard sample (1841).
" 24	Potato and Vege- table Fertilizer..	27446	F. W. Woodman, Wolf- ville, N.S.	3	...	Bowker Fertilizer Co., Boston, Mass.	As sold..... As guaranteed.. Standard sample (1745).
" 24	Hill and Drill Fer- tilizer.	27447	" " "	3	...	" " "	As sold..... As guaranteed.. Standard sample (1766).
" 24	Square Brand Bone and Potash.	27448	" " "	3	...	" " "	As sold..... As guaranteed.. Standard sample (1747).
" 24	Swift's Animal Brand.	27449	R. E. Harris " "	3	..	Swift's, Lowell, Mass.	As sold..... As guaranteed.. Standard sample (1829).
" 26	Intense Brand....	27450	J. A. Kirkpatrick, Shu- benacadie, N.S.	3	...	Pidgeon Fertilizer Co., Windsor, N.S.	As sold..... As guaranteed.. Standard sample (1843).
" 26	Potato Manure....	27451	" " "	3	...	" " "	As sold..... As guaranteed.. Standard sample (1844).
" 27	Potato Phosphate.	27454	W. McV. Smith, Dart- mouth, N.S.	5	.....	Provincial Chemi- cal Fertilizer Co., St. John, N.B.	As sold..... As guaranteed.. Standard sample (1771).
" 27	Imperial Super- phosphate.	27455	" " "	5	.....	" " "	As sold..... As guaranteed.. Standard sample (1770).
" 27	Soluble Pacific Guano.	27456	E. M. Walker, Dart- mouth, N.S.	.....	.....	American Agricul- tural Chemical Co., New York.	As sold..... As guaranteed.. Standard sample (1793).
			<i>District of P. E. Island —T. Moore, Inspector.</i>				
April 25	Swift's Fertilizer	28278	L. D. Shurman, Ken- sington.	.....	.....	Swift's Lowell Fer- tilizer Co., Boston.	As sold..... As guaranteed.. Standard sample (1821).
" 26	Bowker's Potato and Vegetable Phosphate.	28284	A. Pickard, Charlotte- town.	.....	.....	Bowker's Fertilizer Co., Boston and New York.	As sold..... As guaranteed.. Standard sample (1745).
" 29	Potato Phosphate.	28285	R. E. Mutch " "	.....	.....	Nova Scotia Fertilizer Co., Halifax, N.S.	As sold..... As guaranteed.. Standard sample (1922).

## as Sold—by the Public Analysts.

RESULTS OF ANALYSIS.										Relative value per ton of 2,000 lbs.	No. of Sample.	Name of Analyst.	Remarks by the Public Analysts.
Nitrogen.		Phosphoric Acid.						Potash.	Moisture.				
Total.	As Ammonia.	Soluble in Water.	Citric Soluble.	Insoluble.	Total.	Available.							
p.c.	p.c.	p.c.	p.c.	p.c.	p.c.	p.c.	p.c.	p.c.	p.c.	\$ cts.			
1.62	1.97	5.69	1.59	3.02	10.30	7.28	1.79	11.37	16.79	7440	M. Bowman	Deficient in potash.	
2.00	2.00	6.08	2.87	1.76	10.71	8.00	7.00	4.00	22.27				
2.04	2.48	6.08	2.87	1.76	10.71	8.00	4.40	10.50	22.27				
2.04	2.48	6.08	2.87	1.76	10.71	8.00	4.40	10.50	22.27				
2.70	3.38	19.03	8.64	27.67	19.03	2.82	33.01			27441		Unadulterated.	
3.22	3.91	14.74	10.62	25.36	14.74	7.30	30.35			27445		"	
2.80	3.40	15.20	8.63	23.83	15.20	5.97	28.82						
1.51	1.84	5.36	2.80	2.65	10.81	8.16	4.61	18.91	29.04	27446		"	
2.00	2.00	10.00	9.00	2.00									
1.85	2.14	7.93	1.51	1.91	11.35	9.44	3.51	7.20	21.54				
2.27	2.75	6.77	2.46	1.95	11.18	9.23	1.96	13.31	21.08	27447		"	
3.00	3.00	10.00	9.00	2.00									
2.67	3.12	3.20	5.11	2.72	11.03	8.31	2.45	6.67	21.45				
1.48	1.80	1.09	5.63	5.85	12.57	6.72	2.69	11.19	16.97	27448		"	
2.08	2.08	7.00	6.00	2.00									
1.34	1.63	3.20	5.91	1.92	11.03	9.11	2.35	3.03	17.61				
2.44	2.96	6.72	2.83	2.67	12.22	9.55	4.42	11.97	24.68	27449		"	
3.00	3.00	10.00	9.00	4.00									
2.55	3.13	6.08	4.00	2.52	12.60	10.08	4.29	10.40	25.40				
2.09	3.26	4.53	2.98	1.82	9.33	7.51	4.22	11.41	22.60	27450		"	
2.50	2.50	7.00	4.50										
3.15	3.82	4.47	2.69	2.43	9.59	7.16	4.59	11.80	24.33				
2.27	2.75	4.61	2.98	1.37	8.96	7.59	3.99	11.18	20.91	27451		"	
2.50	2.50	8.00	4.50										
2.38	2.89	5.11	2.89	2.23	10.23	8.00	4.84	10.00	22.89				
1.65	2.01	6.11	2.73	2.83	11.67	8.84	3.93	15.98	20.34	27454		Deficient in potash.	
2.50	2.50	8.00	6.50										
2.17	2.63	5.43	3.06	5.11	14.20	9.09	7.60	8.30	27.03				
1.43	1.73	4.53	2.23	4.53	11.29	6.76	1.81	15.98	13.95	27455		Deficient in phosphoric acid and nitrogen and therefore adulterated	
3.00	3.00	10.50	1.50										
2.59	3.00	6.00	2.48	4.77	13.25	8.48	1.35	10.10	21.50				
1.79	2.18	4.02	4.20	2.30	10.52	8.22	1.39	18.61	17.60	27456		Unadulterated.	
2.06	2.50	5.00	3.00	2.00	10.00	8.00	1.50						
2.18	2.65	6.72	2.23	2.56	11.51	8.95	2.12	14.42	20.80				
1.82	2.21	18.80	1.48	20.28	18.80	15.45	27.30			28278	M. Bowman	Deficient in phosphoric acid and therefore adulterated.	
3.00	3.00	25.00											
2.79	3.38	19.03	8.64	27.67	19.03	2.82	33.01						
1.09	1.33	7.37	1.45	2.18	11.00	8.82	3.29	14.17	17.07	28284		Unadulterated.	
2.00	2.00	10.00	9.00	2.00									
1.85	2.14	7.93	1.51	1.91	11.35	9.44	3.51	7.20	21.54				
1.26	1.53	5.00	1.80	0.75	7.09	6.80	2.29	12.08	14.77	28285		Deficient in nitrogen and potash.	
2.00	2.00	1.00	2.00	5.00	8.00	7.00	4.00						
2.67	3.12	6.70	2.18	1.52	10.40	8.88	6.50	11.86	26.94				



## RESULTS of examining 115 samples of Fertilizers

Date of Collection.	Nature of Sample.	No. of Sample.	Name and Address of Vendor.	Cont.		No. and Address of Manufacturer or Furnisher.	Inspector's Report.
				Jars.	Cts.		
1901.			<i>District of New Brunswick—J. C. Fryson, Inspector.</i>				
April 25	Reid's Superphosphate.	24173	Thomas Reid, Parish of Simonds, St. John County, East, N.B.	3	10	Vendor.....	As sold. As guaranteed.. Standard sample (1810).
" 26	Lowell Potato Manure.	24174	P. Nase & Son, St. John, N.B., north end, Indian town Dock.	3	15	Swift's Lowell Fertilizer Co., 44 North Market St., Boston, Mass., U.S.A.	As sold..... As guaranteed.. Standard sample (1818).
May 3	Corn and Grain Fertilizer.	24175	Sussex Mercantile Co., Ltd., Main St., Sussex, Kings Co., N.B.	3	15	New England Fertilizer Co., Boston, Mass., U.S.A.	As sold..... As guaranteed.. Standard sample (1833).
" 3	Farm and Garden.	24176	W. B. McKay & Co., Sussex, N.B., King's Co.	3	15	Bowker Fertilizer Co., Boston, New York and Cincinnati, U.S.A.	As sold..... As guaranteed.. Standard sample (1743).
" 4	Potato Phosphate.	24177	John G. Hicks, Union St., Factory, King St., Moncton, N.B.	3	15	The Nova Scotia Fertilizer Co., Halifax, N.S.	As sold..... As guaranteed.. Standard sample (1822).
" 4	" "	24178	C. P. Harris, Main St., Sugar Refinery Office, Moncton, N.B.	3	15	Swift's Lowell Fertilizer Co., Boston, Mass.	As sold..... As guaranteed.. Standard sample (1819).
" 15	Bradley's 'Brand XL.	24192	Henry E. Hill, King St., St. Stephen, N. B., Charlotte Co.	3	15	The American Agricultural Chemical Co., New York, U.S.A.	As sold..... As guaranteed.. Standard sample (1778).
" 15	Standard Brand...	24193	Fred. E. Rose, King St., Charlotte Co., St. Stephen, N.B.	3	15	E. Frank Coe, New York, U.S.A.	As sold.....
" 15	Reid's High Grade Superphosphate.	24194	Phillips & Phillips, Main Road, Woodstock, N.B., Carleton Co.	3	15	The American Agricultural Chemical Co., New York.	As sold.....
" 17	Special Potato Phosphate.	24196	J. C. Manzer, C. P. R. Station, Andover, Victoria Co., N.B.	3	...	The Provincial Chemical Fertilizer Co., St. John, N.B.	As sold..... As guaranteed.. Standard sample (1771).
" 17	Thomas Phosphate Powder.	24196	J. W. Jamer, Andover, Victoria Co., N.B., farmer.	3	15	The Anglo-Canadian Chemical Co., St. John, N.B.	As sold..... As guaranteed.. Standard sample (1846).
" 19	Quinnipisc Climax Phosphate.	24197	John Gibson & Son, Queen St., Fredericton, York Co., N.B.	3	15	American Agricultural Chemical Co., New York, U.S.A.	As sold..... As guaranteed.. Standard sample (1794).

as Sold—by the Public Analysts.—Continued.

RESULTS OF ANALYSIS.										Relative value per ton of 2,000 lbs.	No. of Sample.	Name of Analyst.	Remarks by the Public Analysts.			
Nitrogen.		Phosphoric Acid.						Moisture.	Relative value per ton of 2,000 lbs.					No. of Sample.	Name of Analyst.	Remarks by the Public Analysts.
Total.	As Ammonia.	Soluble in Water.	Citric Soluble.	Insoluble.	Total.	Available.	Potash.									
p.c.	p.c.	p.c.	p.c.	p.c.	p.c.	p.c.	p.c.	p.c.	p.c.	8 etc.						
2.91	3.54	2.27	3.16	4.17	9.60	5.43	7.55	20.04	19.89		24173	M. Bowman	Unadulterated			
2.75	3.82	1.75	5.18	1.62	8.55	6.93	2.83	15.75	20.45							
1.85	2.24	6.22	1.16	3.20	10.67	7.38	3.93	11.73	19.93		24174	"	"			
2.00	2.00	.....	.....	.....	8.00	7.00	4.00	.....	.....							
2.04	2.48	6.06	2.87	1.76	10.71	8.05	4.40	10.50	22.27							
1.15	1.39	4.73	2.25	2.03	9.01	6.94	6.27	9.92	19.02		24175	"	"			
1.54	1.50	.....	.....	.....	8.00	7.00	2.00	.....	.....							
1.54	1.87	6.39	1.29	1.91	9.50	7.68	5.26	8.75	16.72							
1.99	2.41	6.68	2.76	2.87	12.31	9.44	1.69	12.66	20.35		24176	"	"			
1.90	2.00	.....	.....	.....	9.00	8.00	2.00	.....	.....							
1.90	2.31	7.29	1.35	2.55	11.19	8.64	1.48	6.60	18.97							
0.95	1.16	5.02	3.57	1.11	9.70	8.59	2.06	9.46	15.56		24177	"	Deficient in nitrogen and potash.			
2.00	2.00	1.00	2.00	5.00	8.00	7.00	4.00	.....	.....							
2.57	3.12	6.70	2.18	1.52	10.40	8.88	6.50	11.65	26.94							
2.63	3.20	6.13	1.91	1.76	9.80	8.04	5.88	12.13	24.79		24178	"	Unadulterated.			
2.49	3.03	6.72	3.04	2.08	11.84	9.76	6.85	10.75	27.33							
2.02	2.45	5.82	2.62	3.74	12.18	8.44	2.25	13.61	20.08		24192	"	"			
2.06	2.50	5.00	3.00	2.00	10.00	8.00	1.50	.....	.....							
2.24	2.72	5.57	3.66	2.72	11.85	9.13	2.25	14.20	21.26							
1.62	1.97	8.46	1.29	1.03	10.78	9.75	2.45	13.35	19.82		24193	"	Not registered and consequently illegally sold.			
3.30	4.01	3.17	3.75	2.42	9.34	6.92	10.79	11.13	30.65		24194	"	"			
1.18	1.43	3.25	5.82	5.90	14.97	9.07	6.07	10.22	22.15		24195	"	Unadulterated.			
2.17	2.50	.....	.....	.....	.....	8.00	6.50	.....	.....							
2.17	2.63	5.43	3.66	5.11	14.20	9.09	7.60	8.30	27.03							
.....	.....	.....	13.85	2.44	16.69	13.85	.....	0.22	16.92		24196	"	"			
.....	.....	.....	.....	.....	14.00	.....	.....	.....	.....							
.....	.....	.....	14.92	2.43	16.95	14.52	.....	Trace	17.67							
1.04	1.26	6.30	1.82	1.73	9.85	8.12	2.01	13.30	15.61		24197	"	"			
1.03	1.25	6.00	2.00	2.00	10.00	8.00	2.00	.....	.....							
1.70	2.05	7.20	2.87	2.06	12.15	10.07	2.51	11.17	20.70							

## RESULTS of examining 115 samples of Fertilizers

Date of Collection.	Nature of Sample.	No. of Sample.	Name and Address of Vendor.	Cost.		Name and Address of Manufacturer or Furnisher.	Inspector's Report.
				Lbs.	Cts.		
1906.			<i>District of Quebec— C. E. Roy, Inspector.</i>				
April 20	Tobacco Manure.	29094	Ed. Julien & Cie, Quebec	10		W. A. Freeman, Hamilton, Ont.	As sold. As guaranteed.. Standard sample (1808).
" 20	Sure Growth.	29095	" "	10		" "	As sold. As guaranteed.. Standard sample (1802).
" 20	Potato Manure.	29096	" "	10		" "	As sold. As guaranteed.. Standard sample (1806).
" 20	Thomas' Phosphate	29097	" "	10		" "	As sold. As guaranteed.. Standard sample (1800).
" 23	Victor.	29098	P. T. Legaré, Quebec.			Capelton Chemical Fertilizer Co., Buckingham, Que.	As sold. As guaranteed.. Standard sample (1873).
" 23	Royal Canadian.	29099	" "			" "	As sold. As guaranteed.. Standard sample (1872).
" 23	Reliance.	29100	" "			" "	As sold.
			<i>District of St. Hyacinthe— J. C. Rouleau, Inspector.</i>				
April 17	Vermont Phosphate.	501	Richard Dunn, South Durham, Que.	3 jar		Bowker Fertilizer Co., Boston, Mass.	As sold. As guaranteed.. Standard sample (1754).
" 17	6% Potato Fertilizer.	502	" "	3 "		" "	As sold. As guaranteed.. Standard sample (1752).
" 18	Sure Crop Bone Phosphate.	503	E. W. Mole, Cookshire, Que.	3 "		" "	As sold. As guaranteed.. Standard sample (1750).
" 18	Potato and Vegetable Phosphate.	504	" "	3 "		" "	As sold. As guaranteed.. Standard sample (1745).
" 19	Superphosphate with Potash.	505	T. W. Wallace, Magog, Que.	3 "		" "	As sold. As guaranteed.. Standard sample (1755).
" 24	Victor.	506	Jos. Ferland, Sorel, Que.	3 "		Capelton Chemical & Fertilizer Co., Buckingham, Que.	As sold. As guaranteed.. Standard sample (1973).

as Sold —by the Public Analysts—Continued.

RESULTS OF ANALYSIS.										Relative value per ton of 2,000 lbs.	No. of Sample.	Name of Analyst.	Remarks by the Public Analysts.
Nitrogen.		Phosphoric Acid.						Potash.	Moisture.				
Total.	As Ammonia.	Soluble in Water.	Citric Soluble.	Insoluble.	Total.	Available.							
p.c.	p.c.	p.c.	p.c.	p.c.	p.c.	p.c.	p.c.	p. c.	\$ cts.				
2.89	3.51	3.06	3.14	2.7.	8.91	.....	3.81	8.41	21 17	29094	Dr. J. T. Donald.	According to guarantee	
.....	3.00	.....	.....	.....	8.00	.....	.....	4.00	.....	.....	.....	.....	
3.65	4.43	3.82	4.31	1.42	9.55	8.13	4.88	9.20	27 03	.....	.....	.....	
2.95	3.57	3.94	2.72	2.31	8.87	.....	6.40	8.21	24 71	29095	" "	Superior to guarantee in potash.	
.....	.....	.....	.....	.....	8.00	.....	3.00	.....	.....	.....	.....	.....	
4.06	4.93	4.67	5.75	.....	10.42	10.42	3.34	8.45	29 06	.....	.....	.....	
2.76	3.35	3.01	4.75	2.61	10.37	.....	5.52	8.89	24 48	29096	" "	According to guarantee	
.....	3.00	.....	.....	.....	8.00	.....	5.00	.....	.....	.....	.....	.....	
2.38	2.89	3.85	4.25	1.50	9.60	8.10	6.56	7.65	24 41	.....	.....	.....	
.....	.....	.....	13.24	3.90	17.14	.....	.....	Trace.	17 29	29097	" "	" "	
.....	.....	.....	.....	.....	17.20	.....	.....	.....	.....	.....	.....	.....	
.....	.....	.....	15.16	3.71	18.87	15.16	.....	Trace.	19 26	.....	.....	.....	
1.26	1.53	4.42	3.53	4.30	12.25	.....	2.87	10.37	17 62	29098	" "	Much above guarantee in total phosphoric acid.	
.....	2.00	.....	.....	.....	7.00	.....	3.00	.....	.....	.....	.....	.....	
2.00	2.43	1.00	2.13	3.62	12.75	9.13	3.63	12.20	20 85	.....	.....	.....	
2.73	3.31	4.78	2.62	4.58	11.88	.....	5.40	9.32	24 26	29099	" "	According to guarantee	
.....	4.00	.....	.....	.....	9.00	.....	5.00	.....	.....	.....	.....	.....	
3.36	4.08	7.54	0.13	4.35	12.02	7.67	5.62	5.90	27 62	.....	.....	.....	
1.45	1.77	4.49	3.13	5.03	12.65	.....	2.25	7.87	17 52	2.100	" "	Not registered and therefore illegally sold.	
2.44	2.90	6.19	1.54	1.48	9.21	.....	5.89	14.97	23 75	501	Dr. J. T. Donald.	According to guarantee	
.....	3.00	.....	.....	.....	10.00	8.00	4.00	.....	.....	.....	.....	.....	
2.38	2.89	7.03	1.61	2.55	11.19	8.64	4.34	8.70	23 39	.....	.....	.....	
1.17	1.41	3.86	1.68	1.92	7.46	.....	6.03	8.71	17 07	502	" "	Under guarantee in available phosphoric acid but very superior and therefore adulterated.	
.....	1.00	.....	.....	.....	7.00	6.00	6.00	.....	.....	.....	.....	.....	
0.90	1.10	5.75	3.33	1.47	10.55	9.08	6.33	5.05	20 39	.....	.....	.....	
1.26	1.53	5.22	3.01	2.01	10.24	.....	2.23	11.07	16 68	503	" "	According to guarantee	
.....	1.00	.....	.....	.....	10.00	9.00	2.00	.....	.....	.....	.....	.....	
1.27	1.54	5.43	4.80	2.88	13.11	10.23	3.18	4.57	20 14	.....	.....	.....	
1.97	2.44	5.07	2.52	2.03	10.22	.....	4.34	12.19	20 68	504	" "	Under guarantee in available phosphoric acid but very superior in potash and therefore not adulterated.	
.....	2.00	.....	.....	.....	10.00	9.00	2.00	.....	.....	.....	.....	.....	
1.85	2.14	7.93	1.51	1.91	11.35	9.44	3.51	7.20	21 54	.....	.....	.....	
0.27	0.32	4.85	5.37	2.30	12.52	.....	2.42	9.25	15 75	505	" "	According to guarantee	
.....	.....	.....	.....	.....	11.00	10.00	1.00	.....	.....	.....	.....	.....	
.....	.....	8.31	1.93	1.59	11.83	10.24	2.83	5.85	15 39	.....	.....	.....	
1.56	1.90	6.28	1.99	5.99	14.26	.....	3.20	13.95	20 03	506	" "	"	
.....	2.00	.....	.....	.....	7.00	.....	3.00	.....	.....	.....	.....	.....	
2.00	2.43	7.00	2.13	3.62	12.75	9.13	3.63	12.20	20 85	.....	.....	.....	

## RESULTS of examining 115 samples of Fertilizers

Date of Collection.	Nature of Sample.	No. of Sample.	Name and Address of Vendor.	COST.		Name and Address of Manufacturer or Furnisher.	Inspector's Report.
				Lbs.	Cts.		
1906.			<i>District of St. Hyacinthe—J. C. Rouleau, Insp.—Continued.</i>				
April 27	Eclipse Fertilizer for all Crops.	507	G. W. Wilson, Knowlton, Que.	3	"	American Chemical Fertilizer Co., Boston.	As sold. As guaranteed.. Standard sample (1781).
" 27	Sure Crop Bone Phosphate.	508	D. M. Mitchell, Water Road, Granby, Que.	3	"	Bowker Fertilizer Co., Boston, Mass.	As sold. As guaranteed.. Standard sample (1750).
" 27	Potato Fertilizer	509	" " "	3	"	" " "	As sold. As guaranteed.. Standard sample (1752).
" 27	Tucker's Imperial Bone Superphosphate for Potato	510	M. Mekirley, Granby Road, Abbotford, Que.	3	"	American Agricultural & Chemical Co., Boston, Mass.	As sold. As guaranteed.. Standard sample (1788).
" 30	Sure Crop Bone Phosphate.	511	N. Ouellette, Kingsley, Que.	3	"	Bowker Fertilizer Co., Boston, Mass.	As sold. As guaranteed.. Standard sample (1750).
" 30	Victor.....	512	Geo. McCracken, Danville, Que.	3	"	Capelton Chemical & Fertilizer Co., Buckingham, Que.	As sold. As guaranteed.. Standard sample (1873).

as Sold—by the Public Analysts—Continued.

RESULTS OF ANALYSIS.											No. of Sample.	Name of Analyst.	Remarks by the Public Analysts.
Nitrogen.		Phosphoric Acid.						Potash.	Moisture.	Relative value per ton of 2,000 lbs.			
Total.	As Ammonia.	Soluble in Water.	Citric Soluble.	Insoluble.	Total.	Available.							
p.c.	p.c.	p.c.	p.c.	p.c.	p.c.	p.c.	p.c.	p.c.	\$	cts.			
1.39	1.69	4.32	3.68	2.81	10.81	.....	2.52	13.28	17.39	507	Dr. J. T. Donald	According to guarantee	
1.03	1.25	6.00	2.00	2.00	10.00	8.00	2.00	.....	.....	.....	.....	.....	
1.17	1.42	5.75	4.53	1.79	12.07	10.28	2.08	11.15	18.46	.....	.....	.....	
1.32	1.59	5.17	2.93	2.37	10.47	.....	5.56	10.90	20.18	508	" "	" "	
.....	1.00	.....	.....	.....	10.00	9.00	2.00	.....	.....	.....	.....	.....	
1.27	1.54	5.43	4.80	2.88	13.11	10.23	3.18	4.57	20.14	.....	.....	.....	
2.96	3.59	5.39	2.98	2.52	10.89	.....	5.65	12.41	26.22	509	" "	Superior to guarantee in ammonia.	
.....	1.00	.....	.....	.....	.....	7.00	6.00	6.00	.....	.....	.....	.....	
0.90	1.10	5.75	3.33	1.47	10.55	9.08	6.33	5.05	20.39	.....	.....	.....	
1.35	1.64	5.22	2.45	1.93	10.26	.....	2.33	11.40	17.25	510	" "	Cannot identify it.	
1.03	1.25	6.00	2.00	2.00	10.00	8.00	2.00	.....	.....	.....	.....	.....	
1.33	1.61	5.70	3.53	2.07	11.30	9.23	2.00	11.40	17.86	.....	.....	.....	
1.29	1.57	5.66	2.18	2.42	10.26	.....	2.36	10.42	16.61	511	" "	According to guarantee	
.....	1.00	.....	.....	.....	10.00	9.00	2.00	.....	.....	.....	.....	.....	
1.27	1.54	5.43	4.80	2.88	13.11	10.23	3.18	4.57	20.14	.....	.....	.....	
1.97	2.36	5.58	1.67	4.51	11.76	.....	2.92	11.77	19.51	512	" "	" "	
.....	2.00	.....	.....	.....	7.00	.....	3.00	.....	.....	.....	.....	.....	
2.00	2.43	7.00	2.13	3.2	12.75	9.13	3.63	12.20	20.85	.....	.....	.....	

## RESULTS of examining 115 samples of Fertilizers

Date of Collection.	Nature of Sample.	No. of Sample.	Name and Address of Vendor.	Cost.		Name and Address of Manufacturer or Furnisher.	Inspector's Report.
				Jars.	Cts.		
1906.			<i>District of Montreal— J. J. Costigan, Inspector.</i>				
April 17	Bradley's 'B' Brand.	26734	Wm. Anderson, Hurd- mans, Que.	3	....	The American Agri- cultural Chemical Co., Buffalo, N.Y.	As sold..... As guaranteed.. Standard sample (1736).
" 17	Sure Crop.....	26735	Thos. Cogland, Hurd- mans, Que.	3	...	Bowker Fertilizer Co., Boston, Mass.	As sold..... As guaranteed.. Standard sample (1750).
" 17	Superphosphate...	26736	" "	3	....	" "	As sold..... As guaranteed.. Standard sample (1755).
" 20	Bradley's 'B' Brand.	26737	Fisher Bros., Hemming- ford, Que.	2	....	The American Agri- cultural Chemical Co., Buffalo, N.Y.	As sold..... As guaranteed.. Standard sample (1736).
" 20	Bowker's Vermont Brand.	26738	J. McCause, Hemming- ford, Que.	2	....	Bowker Fertilizer Co., Boston, Mass.	As sold..... As guaranteed.. Standard sample (1754).
" 24	Sure Crop.....	26739	B. & J. Stevens, Bed- ford, Que.	2	....	" "	As sold..... As guaranteed.. Standard sample (1750).
" 24	6% Potato Fertilizer	26740	" "	2	....	" "	As sold..... As guaranteed.. Standard sample (1752).
May 3	Special.....	26741	Brodie & Harvie, Bleury St., Montreal.	2	....	Standard Chemical and Fertilizer Co.	As sold..... As guaranteed.. Standard sample (1812).
" 4	Celery and Vege- table.	26742	Wm. Ewing & Co., Mc- Gill St., Montreal.	2	...	Freeman Fertilizer Co.	As sold..... As guaranteed.. Standard sample (1804).
" 4	Bone Potash.....	26743	" "	2	....	" "	As sold..... As guaranteed.. Standard sample (1803).
" 4	Victor.....	26744	T. Kenny & Son, Hal- lerton, Que.	2	..	Nichols Chemical Co.	As sold..... As guaranteed.. Standard sample (1873).
" 4	Royal Canadian...	26745	R. J. Latimer & Co., Montreal.	2	....	" "	As sold..... As guaranteed.. Standard sample (1872).

as Sold—by the Public Analysts—Continued.

RESULTS OF ANALYSIS.											Name of Analyst.	Remarks by the Public Analysts.	
Nitrogen.		Phosphoric Acid.						Potash.	Moisture.	Relative value per ton of 2,000 lbs.			No. of Sample.
Total.	As Ammonia.	Soluble in Water.	Citric Soluble.	Insoluble.	Total.	Available.							
p.c.	p.c.	p.c.	p.c.	p.c.	p.c.	p.c.	p.c.	p.c.	cts.				
1.15	1.40	5.84	2.58	1.92	10.34	.....	4.18	12.59	18.52	26735	Dr. J. T. Don-ald.	Under guarantee in ammonia; therefore adulterated.	
2.06	2.50	6.00	2.00	1.00	9.00	8.00	1.50	.....	.....	.....	.....	.....	
2.24	2.72	6.90	3.82	2.71	13.43	10.72	1.60	12.57	22.50	.....	.....	.....	
1.15	1.40	6.08	2.00	1.67	9.75	.....	3.54	13.16	17.45	26735	"	According to guarantee.	
.....	1.00	.....	.....	.....	10.00	9.00	2.00	.....	.....	.....	.....	.....	
1.7	1.54	5.43	4.80	2.88	13.11	10.23	1.18	4.57	20.14	.....	.....	.....	
0.15	0.18	6.38	2.84	2.27	11.49	.....	2.99	14.85	14.96	26736	"	" "	
.....	.....	.....	.....	.....	11.00	10.00	1.00	.....	.....	.....	.....	.....	
.....	.....	8.31	1.93	1.59	11.83	10.24	2.83	5.85	15.39	.....	.....	.....	
1.02	1.24	4.19	2.16	2.58	8.93	.....	3.53	14.69	15.18	26737	"	Under guarantee in ammonia; therefore adulterated.	
2.06	2.50	6.00	2.00	1.00	9.00	8.00	1.50	.....	.....	.....	.....	.....	
2.24	2.72	6.90	3.82	2.71	13.43	10.72	1.60	12.57	22.50	.....	.....	.....	
1.97	2.38	5.32	2.43	2.21	9.96	.....	3.02	16.25	19.43	26738	"	According to guarantee.	
.....	3.00	.....	.....	.....	10.00	8.00	4.00	.....	.....	.....	.....	.....	
2.38	2.89	7.03	1.61	2.55	11.19	8.64	4.34	8.70	23.39	.....	.....	.....	
1.18	1.44	5.76	2.56	2.55	10.87	.....	2.13	11.98	16.63	26739	"	" "	
.....	1.00	.....	.....	.....	10.00	9.00	2.00	.....	.....	.....	.....	.....	
1.27	1.54	5.43	4.80	2.88	13.11	10.23	3.18	4.57	20.14	.....	.....	.....	
0.96	1.16	4.24	3.81	2.31	10.36	.....	4.94	12.31	17.62	26740	"	" "	
.....	1.00	.....	.....	.....	.....	.....	7.00	6.00	6.00	.....	.....	.....	
0.90	1.10	5.75	3.33	1.47	10.55	9.08	6.33	5.05	20.39	.....	.....	.....	
4.74	5.75	8.04	2.26	0.55	10.85	.....	6.51	12.22	34.93	26741	"	" "	
.....	3.50	8.00	.....	.....	.....	.....	10.00	6.00	.....	.....	.....	.....	
2.94	3.57	6.07	2.43	1.95	10.45	8.50	6.72	12.30	27.24	.....	.....	.....	
4.14	5.02	2.94	3.38	1.73	8.05	.....	5.54	8.76	27.39	26742	"	" "	
.....	6.00	.....	.....	.....	9.00	.....	6.00	.....	.....	.....	.....	.....	
9.24	11.22	2.43	4.44	0.80	7.67	6.87	8.07	5.85	47.51	.....	.....	.....	
2.66	3.23	6.30	2.29	6.67	15.26	.....	5.78	5.61	29.10	26743	"	" "	
.....	2.00	.....	.....	.....	9.00	.....	6.00	.....	.....	.....	.....	.....	
5.81	7.05	4.03	3.32	1.28	8.63	7.35	8.59	7.20	37.20	.....	.....	.....	
1.82	2.21	4.91	2.34	5.18	12.43	.....	1.94	21.56	18.14	26744	"	" "	
.....	2.00	.....	.....	.....	7.00	.....	3.90	.....	.....	.....	.....	.....	
2.00	2.43	7.00	2.13	3.62	12.75	9.13	3.63	12.20	20.85	.....	.....	.....	
2.49	3.02	5.06	1.14	3.81	10.01	.....	4.34	9.53	21.27	26745	"	" "	
.....	4.00	.....	.....	.....	9.00	.....	5.00	.....	.....	.....	.....	.....	
3.36	4.08	7.54	0.13	4.35	12.02	7.67	5.62	5.90	27.62	.....	.....	.....	



RESULTS of examining 115 samples of Fertilizers

Date of Collection.	Nature of Sample.	No. of Sample.	Name and Address of Vendor.	COST.		Name and Address of Manufacturer or Furnisher.	Inspector's Report.
				Lbs.	Cts.		
<i>District of Ottawa</i> <i>A. E. Sanders n, Insp.</i>							
1906.							
April 28	Thomas' Phosphate Powder.	29236	Graham Bros. Sparks street, Ottawa.	2½		37 H. & E. Albert, London, Eng.	As sold.....
" 28	Bone Meal.....	29235	" " "	2½		10 W. A. Freeman, Hamilton, Ont.	As sold..... As guaranteed... Standard sample (1809).
May 11	Superphosphate of Lime.	29267	Standard Fertilizer & Chemical Co., Ltd., Smith's Falls, Ont.	3lb		Vendors.....	As sold..... As guaranteed... Standard sample (1811).
" 11	Standard Brand.....	29268	" " "	3 "		"	As sold..... As guaranteed... Standard sample (1813).
" 11	Special Brand.....	29269	" " "	3 "		"	As sold..... As guaranteed... Standard sample (1812).
" 11	Fertilizer No. 1.....	29270	" " "	3 "		"	As sold..... As guaranteed... Standard sample (1815).
" 11	Royal.....	29271	" " "	3 pk		"	As sold..... As guaranteed... Standard sample (1816).
" 11	Star.....	29272	" " "	3 "		"	As sold..... As guaranteed... Standard sample (1814).
" 17	Fertilizer No. 1.....	29273	Kenneth McDonald, Market Square, Ottawa.	3lbs		Capelton Chemical & Fertilizer Co., Buckingham, Que.	As sold..... As guaranteed... Standard sample (1874).
" 17	Swift's Lawn Fertilizer or Ground Bone.	29274	" " "	3 "		Swift, Chicago, U.S.	As sold..... As guaranteed... Standard sample (1821).
" 17	Market Garden Special.	29275	" " "	3 "		Nichols Chemical Co., Capelton.	As sold.....
" 17	Victor.....	29276	" " "	3 s		Capelton Chemical & Fertilizer Co., Buckingham, Que.	As sold..... As guaranteed... Standard sample (1873).
" 17	Nitrate of Soda.....	29265	Graham Bros., Sussex St., Ottawa.	2lbs		W. A. Freeman, Hamilton, Ont.	As sold..... As guaranteed... Standard sample
<i>District of Kingston</i> <i>J. Hogan, Inspector</i>							
April 11	Flower Fertilizer.	28588	W.J. Peters, Brock St., Kingston, Ont.	6lbs	75	" "	As sold.....
" 11	Potato Manure	28589	" " "	6 "	15	" "	As sold..... As guaranteed... Standard sample (1806).
" 18	Standard.....	29409	A. E. Cameron, Brockville, Ont.	6 "	09	Read, New York.....	As sold.....

as Sold—by the Public Analysts—Continued.

RESULTS OF ANALYSIS.										Relative value per ton of 2,000 lbs.	No. of Sample.	Name of Analyst.	Remarks by the Public Analysts.
Nitrogen.		Phosphoric Acid.						Pctash.	Moisture.				
Total.	As Ammonia.	Soluble in Water.	Citric Soluble.	Insoluble.	Total.	Available.							
p.c.	p.c.	p.c.	p.c.	p.c.	p.c.	p.c.	p.c.	p.c.	%	cts.			
3.46	4.20	7.54	2.70	1.85	12.09	.....	3.28	11.03	28.35	29236	Dr. J. T. Donald.	Standard sample cannot be identified.	
4.13	5.02	.....	14.62	9.07	23.69	.....	.....	6.81	31.30	29235	" "	According to guarantee	
2.52	3.00	.....	15.50	10.00	25.50	15.50	.....	5.90	28.61	.....	.....	.....	
0.26	0.31	12.18	1.97	2.26	16.41	.....	.....	14.93	18.35	29267	" "	According to standard in every respect.	
0.17	0.20	9.82	2.00	4.15	15.97	11.82	.....	9.15	15.79	.....	.....	.....	
2.59	3.14	5.77	3.39	2.07	11.23	.....	2.63	7.13	22.71	29268	" "	Under guarantee in available phosphoric acid and therefore adulterated.	
1.96	2.38	6.05	3.95	2.37	12.37	10.00	1.56	8.60	20.53	.....	.....	.....	
2.84	3.45	5.61	2.81	1.66	10.08	.....	7.41	11.24	27.39	29269	" "	" "	
2.94	3.57	6.07	2.43	1.95	10.45	8.50	6.72	12.30	27.24	.....	.....	.....	
2.81	3.45	5.43	3.34	2.05	10.82	.....	1.61	13.75	22.07	29270	" "	According to guarantee	
2.22	2.58	5.40	3.35	2.15	10.90	8.75	1.50	13.25	19.84	.....	.....	.....	
1.70	2.06	4.09	3.56	1.43	9.08	.....	3.15	4.18	18.19	29271	" "	" "	
1.72	2.21	4.85	2.78	2.37	10.09	7.63	2.51	6.15	17.93	.....	.....	.....	
1.75	2.12	2.68	1.61	1.03	5.32	.....	1.97	2.37	13.22	29272	" "	" "	
1.82	2.21	3.35	5.10	1.30	7.75	6.45	1.76	3.20	15.76	.....	.....	.....	
0.56	0.68	2.46	4.50	3.79	10.75	.....	0.24	10.04	11.18	29273	" "	Under guarantee in available phosphoric acid and therefore adulterated.	
0.35	0.42	7.32	3.01	4.37	14.70	10.33	.....	12.20	14.59	.....	.....	.....	
4.17	5.06	.....	14.64	8.76	23.40	.....	.....	6.99	32.91	29274	" "	According to guarantee	
2.79	3.38	.....	19.03	8.64	27.67	19.03	.....	2.82	33.01	.....	.....	.....	
2.46	2.98	4.54	2.15	2.83	9.52	.....	3.88	11.73	20.90	29275	" "	Not registered.	
1.70	2.06	5.02	2.28	5.82	13.12	.....	2.80	7.34	18.86	29276	" "	According to guarantee	
2.00	2.43	7.00	2.13	3.62	12.75	9.13	3.63	12.20	20.85	.....	.....	.....	
15.72	19.10	.....	.....	.....	.....	.....	.....	0.96	22.00	29265	" "	" "	
1.86	2.26	4.32	5.44	1.62	11.38	.....	2.16	2.98	19.12	28588	Dr. W. H. Ellis	Not registered.	
2.39	2.90	3.87	4.53	2.32	10.72	.....	4.52	6.78	22.95	28589	" "	Below guarantee in ammonia and therefore adulterated.	
2.38	2.89	3.85	4.25	1.50	9.60	8.10	6.56	7.65	24.41	.....	.....	.....	
0.91	1.10	7.13	1.55	2.01	10.60	.....	3.57	11.08	17.51	29409	" "	According to guarantee	

## RESULTS of examining 115 samples of Fertilizers

Date of Collection.	Nature of Sample.	No. of Sample.	Name and Address of Vendor.	CONT.		Name and Address of Manufacturer or Furnisher.	Inspector's Report.
				Lbs.	Cts.		
1906.			<i>District of Kingston— J. Hogan, Inspector— Concluded.</i>				
April 18	Farmer's Friend..	29410	A. E. Cameron, Brockville, Ont.	6	09	Read, New York....	As guaranteed.. Standard sample (1798).
" 18	Potato Special Leader	29411	" " "	6	10	" "	As sold.....
" 18	Blood and Bone...	29412	" " "	6	08	" "	" .....
" 18	Vegetable and Vine	29413	" " "	6	12	" "	" .....
" 18	Guano.....	29414	H. Brown & Son, Brockville, Ont.	6	12	Bradley, Boston, Mass.	" .....
" 18	Complete Manure.	29415	" " "	6	09	" "	As guaranteed.. Standard sample (1736). As sold..... As guaranteed.. Standard sample (1737).
June 14	Bone Meal.....	30084	<i>District of Toronto— T. Kidd, Acting Insp.</i> William Rennie, seed merchant, Toronto, Ont.	2	10	W. Freeman & Co., Hamilton, Ont.	As sold..... As guaranteed.. Standard sample (1809).
" 14	Sure Growth.....	30085	J. A. Simmers, seed merchant, Toronto, Ont.	2	10	" "	As sold..... As guaranteed.. Standard sample (1802).
" 14	Bone Meal.....	30086	W. Harris & Co., Toronto, Ont.	2	10	Vendors.....	As sold..... As guaranteed.. Standard sample (1836).
" 14	Blood, Flesh and Bone.	30087	" " "	2	10	" .....	As sold.....
" 16	Thomas' Phos. phates.	30088	The White Co., Ltd., hardware merchants, Collingwood, Ont.	2	10	Thomas Phosphate Fertilizer Co., Tor- onto, Ont.	" .....
" 16	Bone Meal.....	30089	The Collingwood Pack- ing Co., Collingwood, Ont.	2	10	Vendors.....	" .....
" 1	Blood Fertilizer...	30090	" " "	2	10	" .....	" .....
" 18	Sheep Manure...	30091	John A. Bruce, seed merchant, Hamilton.	1	10	American Agricul- tural Co., Chicago.	" .....
" 18	Ground Bone.....	30092	" " "	1	10	American Agricul- tural Co., Buffalo, U.S.	" .....
" 18	Sure Growth.....	30093	W. A. Freeman, Ham- ilton, Ont.	1½	10	Vendors.....	" .....
" 1	Bone Potash.....	30094	" " "	1½	10	" .....	As guaranteed.. Standard sample (1802). As sold..... As guaranteed.. Standard sample (1803).

as Sold—by the Public Analysts--Continued.

RESULTS OF ANALYSIS.										Relative value per ton of 2,000 lbs.	No. of Sample.	Name of Analyst.	Remarks by the Public Analysts.
Nitrogen.		Phosphoric Acid.						Potash.	Moisture.				
Total.	As Ammonia.	Soluble in Water.	Citric Soluble.	Insoluble.	Total.	Available.							
p. c.	p. c.	p. c.	p. c.	p. c.	p. c.	p. c.	p. c.	p. c.	\$ cts.				
2.06	2.50	5.00	3.00	2.00	10.00	8.00	1.50	.....	.....				
2.20	2.67	6.71	2.72	2.72	12.15	9.43	1.70	13.67	21.03				
1.11	1.35	9.07	1.43	1.32	11.82	.....	2.26	12.33	18.87	29410	Dr. W. H. Ellis	Not registered.	
1.04	1.26	2.90	1.67	4.91	.....	.....	6.47	6.49	16.78	24911	"	Not to be found among the standard samples.	
0.63	0.77	6.26	1.65	5.21	13.12	.....	1.08	9.82	14.10	29412	"	" "	
0.84	1.02	6.42	1.66	2.48	10.56	.....	5.42	10.58	18.53	29413	"	" "	
2.67	3.24	5.55	2.75	1.78	10.08	.....	1.91	11.87	21.19	29414	"	Unadulterated.	
2.08	2.50	6.00	2.00	1.00	9.00	8.00	1.50	.....	.....				
2.24	2.72	6.90	3.32	2.71	13.43	10.72	1.60	12.57	22.50				
1.94	2.36	6.98	2.73	0.86	10.57	.....	6.91	11.90	25.12	29415	"	Deficient in nitrogen and therefore adulterated.	
3.29	4.00	6.00	2.00	1.00	9.00	8.00	7.00	.....	.....				
3.23	3.93	6.78	1.86	2.39	11.03	8.64	7.91	12.40	29.77				
2.43	2.95	.....	15.90	5.49	21.48	.....	0.20	7.45	27.68	30084	"	Below guarantee.	
.....	3.00	.....	.....	.....	23.00	.....	.....	.....	.....				
2.52	3.00	.....	15.50	10.00	25.50	15.50	.....	5.90	28.61				
2.36	2.86	3.03	4.79	2.50	10.32	.....	4.13	17.29	21.79	30085	"	Unadulterated.	
.....	.....	.....	.....	.....	8.00	.....	3.00	.....	.....				
4.06	4.93	4.67	5.75	.....	10.42	10.42	3.34	8.45	29.06				
3.39	4.12	.....	17.79	5.20	19.99	.....	0.13	3.62	22.77	30086	"	"	
3.64	4.42	.....	13.63	7.99	21.62	13.63	.....	4.70	29.85				
6.70	8.14	.....	6.04	2.82	8.86	.....	0.44	8.07	30.70	30087	"	Not registered.	
.....	.....	.....	14.69	2.98	17.67	.....	.....	0.10	18.23	30088	"	Cannot be identified among the standard samples.	
8.73	10.60	.....	5.60	1.10	6.70	.....	0.28	13.30	36.45	30089	"	Not registered.	
6.86	8.33	.....	9.30	3.44	12.74	.....	0.20	7.15	34.78	30090	"	"	
2.36	2.86	0.93	0.22	0.30	1.45	.....	2.12	12.79	11.59	30091	"	"	
2.08	2.52	.....	16.00	10.36	26.36	.....	0.21	4.96	27.98	30092	"	"	
2.26	2.74	1.28	6.36	2.36	10.00	.....	4.17	7.09	21.07	30093	"	Deficient in nitrogen; therefore adulterated.	
.....	.....	.....	.....	.....	8.00	.....	3.00	.....	.....				
4.06	4.93	4.67	5.75	.....	19.42	10.42	3.34	8.45	29.06				
3.36	4.08	1.15	6.27	2.01	9.43	.....	6.62	6.50	26.91	30094	"	Up to guarantee.	
.....	2.00	.....	.....	.....	9.00	.....	6.00	.....	.....				
5.81	7.05	4.03	3.32	1.28	8.63	7.35	8.59	7.20	37.20				

## RESULTS of examining 115 samples of Fertilizers

Date of Collection.	Nature of Sample.	No. of Sample.	Name and Address of Vendor.	Cost.		Name and Address of Manufacturer or Furnisher.	Inspector's Report.
				Lbs.	Cts.		
1906.			<i>District of Toronto— T. Kidd, Acting Inspector.—Concluded.</i>				
June 18	Potato Manure ...	30095	W. A. Freeman Hamilton, Ont.	14	10	Vendors .....	As sold .....
" 18	Bone Meal .....	30096	" " ..	14	10	" .....	As guaranteed .. Standard sample (1806).
			<i>District of London— T. Kidd, Inspector.</i>				
April 23	" .....	22480	Darch & Hunter, seed merchants, London, Ont.	2	5	Michigan Carbon Works, Detroit.	As sold .....
" 25	Ground Bone ...	22485	D. W. Newcombe, St. Thomas, Ont.	1	5	Steel, Briggs & Co., Toronto, seed merchants.	As guaranteed .. Standard sample (1857).
" 26	Early Fertilizer...	22493	George Gardiner, seed merchant.	14	5	W. A. Freeman, Hamilton, Ont.	As sold .....
" 26	Thomas' Phosphate.	22494	King, Mill & Co., millers, Sarnia, Ont.	14	5	Vendors .....	" .....
May 1	Sure Growth .....	22499	Robertson & Wilson, Ingersol, Ont.	14	5	W. A. Freeman, Hamilton, Ont.	" .....
" 1	" .....	22500	A. Hastings & Co., coal merchants, Woodstock, Ont.	14	5	" " ..	As guaranteed .. Standard sample (1802).
" 2	Bone Flower .....	30001	James Hewer & Son, seed merchants, Guelph, Ont.	14	5	" " ..	As sold .....
			<i>District of Calgary— W. Fletcher, Inspector.</i>				
April 28	Fertilizer .....	28648	E. M. Carpenter, Edmonton.	3 pgs-	75	Bowker Fertilizer Co., Boston, U.S.	As sold .....
" 30	" .....	28650	F. Cowles, Strathcona.	14 lbs.	35	Purchased from J. Winer Co., Hamilton, Ont.	As sold .....
May 1	" .....	28651	J. Y. Griffin Co., Winnipeg, Man.	3 lbs.	10	Vendors .....	As sold .....

as Sold -by the Public Analysts-Continued.

RESULTS OF ANALYSIS.											No. of Sample.	Name of Analyst.	Remarks by the Public Analysts.
Nitrogen.		Phosphoric Acid.						Potash.	Moisture.	Relative value per ton of 2,000 lbs.			
Total.	As Ammonia.	Soluble in Water.	Citric Soluble.	Insoluble.	Total.	Available.							
p. c.	p. c.	p. c.	p. c.	p. c.	p. c.	p. c.	p. c.	p. c.	p. c.	¢ cts.			
3.36	4.08	1.06	6.23	2.16	9.47	.....	6.66	7.56	26.86	30005	Dr. W. H. Ellis	Up to guarantee	
2.38	2.89	3.85	4.25	1.50	9.60	8.10	6.56	7.65	24.41				
4.30	5.22	.....	15.28	8.23	23.51	.....	0.06	8.28	33.94	30096	"	Fully up to guarantee.	
2.52	3.00	.....	15.50	10.00	25.50	15.50	.....	5.90	28.56				
1.18	1.43	.....	17.54	14.96	32.50	.....	0.13	2.17	26.57	22480	"	Unadulterated.	
1.33	1.61	.....	20.15	11.51	31.66	20.15	.....	9.25	.....				
3.99	4.84	.....	13.85	9.34	23.19	.....	0.13	4.83	31.72	22485	"	Not to be found among the standard samples.	
1.70	2.07	4.14	2.93	1.02	8.09	.....	4.33	12.68	18.50	22493	"	" "	
.....	.....	.....	12.90	5.06	17.96	.....	.....	0.75	17.73	22494	"	Not to be identified among the standard samples.	
1.72	2.09	3.45	5.17	2.62	11.24	.....	3.38	3.44	19.82	22499	"	Below guarantee in nitrogen.	
4.06	4.93	4.67	5.75	.....	10.42	10.42	3.34	8.45	29.06				
3.12	3.79	2.20	5.28	2.65	10.13	.....	3.57	3.40	23.40	22500	"	Unadulterated.	
4.06	4.93	4.67	5.75	.....	10.42	10.42	3.34	8.45	29.06				
3.22	3.91	.....	12.40	1.03	13.49	.....	0.47	3.17	25.36	30001	"	Not registered.	
2.52	3.06	0.90	9.58	2.88	13.36	.....	3.00	4.14	24.05	28648	Dr. C. J. Fagan	Not so described that brand can be recognized.	
2.52	3.06	Trace	4.32	6.52	4.84	.....	.....	3.52	13.47	28650	"	" "	
6.16	7.48	None	13.32	3.40	16.72	.....	.....	9.00	36.51	28651	"	"	

## RESULTS of examining 115 samples of Fertilizers

Date of Collection.	Nature of Sample.	No. of Sample.	Name and Address of Vendor.	Cwt.		Name and Address of Manufacturer or Furnisher.	Inspector's Report.
				Lbs.	Qrs.		
1906.			<i>District of British Columbia—E. E. Parkinson, Inspector.</i>				
April 17	Nitrate of Soda...	28107	M. J. Henry, Vancouver, B.C.	3	15	Victoria Chemical Co., Victoria.	As sold..... As guaranteed... Standard sample (1867).
" 17	Muriate of Potash	28108	" " "	3	15	" " "	As sold..... As guaranteed... Standard sample (1870).
" 17	Bone Meal.....	28109	" " "	3	10	" " "	As sold.....
" 19	Blood and Bone...	28124	Charles Nelson, Vancouver, B.C.	3	50	Portland Seed Co., Portland, Oregon.	" .....
" 20	" " "	28078	Sylvester Feed Co., Victoria, B.C.	3	15	Vendors .....	" .....
" 20	Ground Bone....	28079	" " "	3	10	" .....	" .....
" 24	Fish Guano .....	28083	Brackman & Kerr, New Westminster, B.C.	3	10	Fraser River Oil & Guano Co., Vancouver.	" .....
" 24	Nitrate of Soda...	28084	" " "	3	10	Victoria Chemical Co., Victoria, B.C.	As guaranteed... Standard sample (1867).
" 24	Kainite .....	28085	Brackman & Ker, New Westminster, B.C.	3	10	Victoria Chemical Co. Victoria, B.C.	As sold..... As guaranteed... Standard sample (1868).
" 24	Superphosphate of Lime.	28086	" " "	3	10	" " "	As sold..... As guaranteed... Standard sample (1866).
" 24	Bone Meal.....	28087	" " "	3	10	C. H. Lilly, Seattle, Wash.	As sold.....
" 24	" .....	28088	Wm. Rennie, Vancouver, B.C.	3	15	" " "	" .....

as Sold—by the Public Analysts—Concluded.

RESULTS OF ANALYSIS.											Relative value per ton of 2,000 lbs.	No. of Sample	Name of Analyst.	Remarks by the Public Analysts.
Nitrogen.			Phosphoric Acid.						Potash.	Moisture.				
Total.	As Ammonia.	Soluble in Water.	Citric Soluble.	Insoluble.	Total.	Available.								
p. c.	p. c.	p. c.	p. c.	p. c.	p. c.	p. c.	p. c.	p. c.	p. c.	cts.				
15.80	19.18								3.54	53.72	28107	D. C. J. Fagan	Genuine.	
16.00														
13.86	16.82								1.50	47.12				
								52.08	0.48	52.08	28108	"	"	
								50.00						
								51.96	2.20	51.96				
3.64	4.42	Trace	13.80	3.90	16.80				7.36	28.46	28109	"	Not registered.	
2.52	3.06	2.00	3.78	0.92	6.70				11.18	15.41	28124	"	"	
5.32	6.46	Trace	14.00	2.04	17.00				5.04	34.38	28078	"	"	
2.80	3.40	"	8.80	4.00	12.80				5.30	20.40	28079	"	"	
10.64	12.90	0.50	6.00	0.30	6.80				7.52	43.47	28083	"	"	
16.15	19.60								1.38	37.91	28084	"	"	
16.00														
13.86	16.82								1.50	47.12				
								12.30	3.64	12.30	28085	"	Genuine	
								12.00						
								12.36	6.60	12.36				
		16.80	None	0.20	17.00			0.30	7.50	20.52	28086	"	"	
					16.00									
0.28	0.34	17.22	0.86	0.77	18.83	18.08			13.06	22.78				
3.64	4.42	Trace	15.10	4.90	20.00				7.76	30.46	28087	"	Not registered.	
4.20	5.10	"	17.60	4.40	22.00				7.90	34.96	28088	"	"	



