

**CIHM
Microfiche
Series
(Monographs)**

**ICMH
Collection de
microfiches
(monographies)**



Canadian Institute for Historical Microreproductions / Institut canadien de microreproductions historiques

© 1998

Technical and Bibliographic Notes / Notes techniques et bibliographiques

The Institute has attempted to obtain the best original copy available for filming. Features of this copy which may be bibliographically unique, which may alter any of the images in the reproduction, or which may significantly change the usual method of filming are checked below.

- Coloured covers / Couverture de couleur
- Covers damaged / Couverture endommagée
- Covers restored and/or laminated / Couverture restaurée et/ou pelliculée
- Cover title missing / Le titre de couverture manque
- Coloured maps / Cartes géographiques en couleur
- Coloured ink (i.e. other than blue or black) / Encre de couleur (i.e. autre que bleue ou noire)
- Coloured plates and/or illustrations / Planches et/ou illustrations en couleur
- Bound with other material / Relié avec d'autres documents
- Only edition available / Seule édition disponible
- Tight binding may cause shadows or distortion along interior margin / La reliure serrée peut causer de l'ombre ou de la distorsion le long de la marge intérieure.
- Blank leaves added during restorations may appear within the text. Whenever possible, these have been omitted from filming / Il se peut que certaines pages blanches ajoutées lors d'une restauration apparaissent dans le texte, mais, lorsque cela était possible, ces pages n'ont pas été filmées.
- Additional comments / Commentaires supplémentaires:

L'Institut a microfilmé le meilleur exemplaire qu'il lui a été possible de se procurer. Les détails de cet exemplaire qui sont peut-être uniques du point de vue bibliographique, qui peuvent modifier une image reproduite, ou qui peuvent exiger une modification dans la méthode normale de filmage sont indiqués ci-dessous.

- Coloured pages / Pages de couleur
- Pages damaged / Pages endommagées
- Pages restored and/or laminated / Pages restaurées et/ou pelliculées
- Pages discoloured, stained or foxed / Pages décolorées, tachetées ou piquées
- Pages detached / Pages détachées
- Showthrough / Transparence
- Quality of print varies / Qualité inégale de l'impression
- Includes supplementary material / Comprend du matériel supplémentaire
- Pages wholly or partially obscured by errata slips, tissues, etc., have been refilmed to ensure the best possible image / Les pages totalement ou partiellement obscurcies par un feuillet d'errata, une pelure, etc., ont été filmées à nouveau de façon à obtenir la meilleure image possible.
- Opposing pages with varying colouration or discolourations are filmed twice to ensure the best possible image / Les pages s'opposant ayant des colorations variables ou des décolorations sont filmées deux fois afin d'obtenir la meilleure image possible.

This item is filmed at the reduction ratio checked below / Ce document est filmé au taux de réduction indiqué ci-dessous.

	10x		14x		18x		22x		26x		30x	
							✓					
	12x		16x		20x		24x		28x		32x	

The copy filmed here has been reproduced thanks to the generosity of:


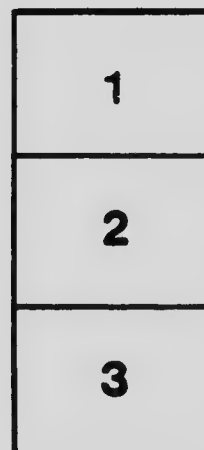

National Library of Canada

The images appearing here are the best quality possible considering the condition and legibility of the original copy and in keeping with the filming contract specifications.

Original copies in printed paper covers are filmed beginning with the front cover and ending on the last page with a printed or illustrated impression, or the back cover when appropriate. All other original copies are filmed beginning on the first page with a printed or illustrated impression, and ending on the last page with a printed or illustrated impression.

The last recorded frame on each microfiche shall contain the symbol \rightarrow (meaning "CONTINUED"), or the symbol ∇ (meaning "END"), whichever applies.

Maps, plates, charts, etc., may be filmed at different reduction ratios. Those too large to be entirely included in one exposure are filmed beginning in the upper left hand corner, left to right and top to bottom, as many frames as required. The following diagrams illustrate the method:



L'exemplaire filmé fut reproduit grâce à la générosité de:

Bibliothèque nationale du Canada

Les images suivantes ont été reproduites avec le plus grand soin, compte tenu de la condition et de la netteté de l'exemplaire filmé, et en conformité avec les conditions du contrat de filmage.


Les exemplaires originaux dont la couverture en papier est imprimée sont filmés en commençant par le premier plat et en terminant soit par la dernière page qui comporte une empreinte d'impression ou d'illustration, soit par le second plat, selon le cas. Tous les autres exemplaires originaux sont filmés en commençant par la première page qui comporte une empreinte d'impression ou d'illustration et en terminant par la dernière page qui comporte une telle empreinte.

Un des symboles suivants apparaîtra sur la dernière image de chaque microfiche, selon le cas: le symbole \rightarrow signifie "A SUIVRE", le symbole ∇ signifie "FIN".

Les cartes, planches, tableaux, etc., peuvent être filmés à des taux de réduction différents. Lorsque le document est trop grand pour être reproduit en un seul cliché, il est filmé à partir de l'angle supérieur gauche, de gauche à droite, et de haut en bas, en prenant le nombre d'images nécessaire. Les diagrammes suivants illustrent la méthode.

MICROCOPY RESOLUTION TEST CHART

(ANSI and ISO TEST CHART No. 2)



APPLIED IMAGE Inc

1653 East Main Street
Rochester, New York 14603 USA
(716) 482 - 0300 - Phone
(716) 288 - 5989 - Fax

20
ONTARIO PROVINCIAL ELECTIONS, 1902

92/10
1901
A7
1902
1903
1904

**PROVINCIAL SECRETARY'S
DEPARTMENT**

**Public Institutions, Asylums, Administration of
the License Department, Hospitals and
Charities, Public Health, Joint
Stock Companies.**

**Number of Persons cared for in Asylums and
other Institutions in 190158,707**

**Average cost per Patient, American
Asylums\$188.22**

**Average cost per Patient, Canadian
Asylums\$199.79**

**Average cost per Patient, Ontario
Asylums\$122.82**

Total Liquor Licenses, 18746,185

Total Liquor Licenses, 19012,950

**Average Commitments for Drunkenness for
Dominion—1 for every 440 Persons.**

**Average Commitments for Drunkenness for
Ontario—1 for every 684 Persons.**

**Total Revenue from Liquor Licenses since
1876 12,224,539**

**Received by the Municipalities of this
sum6,418,002**

BUILD UP ONTARIO

The Provincial Secretary has in charge the following institutions:—

	Persons cared for during Year 1901.
The Central Prison (for men) with.....	1,042
The Mercer Reformatory for women.....	188
The Penetanguishene Reformatory for boys.....	208
Seven Lunatic Asylums.....	5,240
The Asylum for Idiots at Orillia.....	709
Forty-five County and District Gaols.....	8,516
Twenty District Lockups.....	650
The Ontario Institution for the Blind (pupils).....	138
The Ontario Institution for the Deaf and Dumb (pupils)	300
54 Hospitals.....	32,909
41 Houses of Refuge.....	4,855
33 Orphan Asylums.....	3,952
Total.....	58,707

Object of Public Institutions.

The object of such institutions as the Central Prison, the Mercer Reformatory and the Reformatory for Boys is not confinement as a punishment for offences committed, but rather to bring the inmates under discipline and control, with a view to the reformation of their characters, and to the acquisition of some useful occupation. The Reformatory for Boys is now virtually an industrial school, conducted under the strictest moral and educational influences.

The labor of the prisoners at the Central Prison is directed so as to interfere as little as possible with free labor. The productions of the various industries carried on within the Central Prison go a good way towards the reduction of the expense of maintaining the prisoners, and in this way the public is relieved to that extent of maintaining a very useful institution. The principal industries are the manufacture of binder twine, broom-making, woodenware, iron beds, and shoemaking and tailoring for the other public institutions of the Province. It is thought reasonable that where the Public Treasury is taxed for the maintenance of many thousand lunatics and others, the inmates of the Central Prison, who are strong and able to work, should produce, as far as practicable, the wearing apparel and the boots and shoes required by the inmates of the other institutions.

BUILD UP ONTARIO



National Library
of Canada

Bibliothèque nationale
du Canada

Magnitude of the Task.

When the number of persons cared for in the asylums, gaols and hospitals and the other institutions classified as charitable is considered, it will be seen what an enormous task the Government has assumed in providing for their comfort and maintenance.

Since 1867, \$7,926,629.09 were expended by the Government on the erection, equipment and furnishing of public institutions and of lockups. Of that sum only \$772,190.50 was expended prior to 1872. From this it appears that the generous accommodation which the Province provided in respect to all these institutions is owing to the forethought and business capacity of the different Liberal Governments.

Increase of Patients and Inmates.

The following shows the increase in the number of patients in the Asylum for Feeble-Minded at Orillia, and in the Asylums for the Insane at London, Toronto, Mimico, Hamilton, Brockville and Kingston, and the cost of maintenance at stated intervals:—

	Patients under treatment.	Total cost year ending Sept. 30.
1872.....	1,717	\$187,719
1877.....	2,390	281,844
1882.....	3,288	368,683
1887.....	3,553	415,330
1892.....	4,785	544,580
1897.....	5,712	605,788
1901.....	5,949	623,675

Comparative Cost Between Ontario and Other Countries.

An examination of the returns from the various public institutions in the United States and other countries furnishes a comparison of a most favorable character in the cost of management of the institutions in Ontario, as the following figures will prove :

Asylums.

COST PER PATIENT.

	Yearly.
Three Michigan Asylums, 1898 to 1900.....	\$178.35
Six New York Asylums, 1898 to 1900.....	205.24
Two Indiana Asylums, 1900.....	136.13
Eight Massachusetts Asylums, 1898.....	160.48
One Illinois Asylum, 1898.....	151.07

BUILD UP ONTARIO

One Ohio Asylum, 1899.....	141.92
One Maine Asylum, 1899.....	256.00
One Pennsylvania Asylum, 1900.....	208.46
Two Wisconsin Asylums, 1900.....	224.64
One Washington City Asylum, 1900.....	220.00
Seventy-nine English County and Borough Asylums, 1900 and 1901.....	158.28
Eight New Zealand Asylums, 1901.....	134.30
Eight New S. Wales Asylums, 1901.....	135.20
One Montreal Asylum, 1900 and 1899.....	205.18
One Nova Scotia Asylum, 1899.....	171.23
One Manitoba Asylum, 1898.....	175.20
One British Columbia Asylum, 1899.....	247.56
Average of American Asylums.....	188.22
Average of Canadian Asylums, exclusive of Ontario.....	199.79
General Average of All Asylums, English, American Aus- tralian and Canadian, exclusive of Ontario.....	176.85
SEVEN ONTARIO ASYLUMS, average from 1898 to 1901, inclusive.....	122.82
Difference.....	\$ 54.03

The average daily number of patients in the Ontario Asylums for the years 1898 to 1901 was 5,114. Multiplied by the \$54.03, it gives the sum of \$276,309.42, which is the annual saving to the Province, as compared with the cost of other countries.

Charitable Institutions.

The population of the Charitable Institutions of the Province in 1901 was 41,716. This population represents the attendance at 54 hospitals where all forms of diseases are treated, 41 Houses of Refuge for the support of the aged and infirm, 32 Orphan Asylums for deserted and fatherless children, and 1 Magdalene Asylum for fallen women.

The total amount paid in 1901 for these purposes was \$187,731.83, every dollar of which is directed for the relief of human suffering or misfortune. In addition to this, there has been paid \$4,000 to each of the 19 County Houses of Refuge during the last ten years, or a total of \$76,000. Were it not for the provision of the Government, this vast population would be a burden either upon private charity or on the municipalities to which they belong.

In 1871, institutions receiving aid.....	32
In 1901, " " ".....	128

BUILD UP ONTARIO

Ontario Institution for the Blind.

In the Institution for the Blind the pupils are trained in arithmetic, grammar, geography, reading, typewriting, literature, writing, natural history and physiology, English and Canadian history, chemistry and music. They are also taught to earn their own living by means of piano-tuning, basket-making, sewing and knitting, and are thus prevented from adding to the already too large roll of paupers who look to their respective municipalities for support.

The following table gives the number of pupils and the cost of maintenance at intervals of five years since the school was opened:—

No. of Pupils on Roll.	Total Cost.	No. of Pupils on Roll.	Total Cost.
1872.... 34	\$ 7,523 00	1892....155	\$36,750 45
1877....122	26,913 00	1897....149	32,782 66
1887....155	32,888 00	1901....138	32,417 30

Comparison with United States.

New York State..	\$288.00	Michigan	\$264.00
New York City...	391.32	Boston.....	337.97
Maryland.....	294.94	Pennsylvania.....	355.17
Illinois.....	284.68	Ontario	274.72

Ontario Institution for the Deaf and Dumb.

The aim of this school is to teach the pupils to read with or without articulation, and to give them, at the same time, as good a general education as the time allowed—seven years—will admit of. They receive also a fair industrial training, being taught shoemaking, carpenter work, printing, farming, tailoring, dress-making, machine-sewing, hand-sewing, and fancy work. Many of the pupils, when they leave, are quite able to earn their own living, and all of them are greatly improved. The following table gives the aggregate cost of the Institution at intervals since 1872:

No of Pupils on Roll.	Total Cost.	No. of Pupils on Roll.	Total Cost.
1872.... 122	\$24,896 00	1892.....285	\$41,672 00
1877.... 271	38,332 00	1897..... 292	45,282 70
1887.... 264	39,695 00	1901.....300	47,523 29
Average of 26 insti- tutions in the Unit- ed States.....	\$280.00	Mackay Inst'n, P.Q.	\$190.00
		Manitoba Institution	243 00
		Ontario.....	184.92

BUILD UP ONTARIO

Statement showing Number of Charters and Licenses Granted to Companies from January 1st, 1891, to December 31st, 1901.

Year.	Letters Patent and Licenses Issued.	Fees Received from Companies.	Year.	Letters Patent and Licenses Issued.	Fees Received from Companies.
1891.....	152.....	\$ 5,030.00	1897.....	358.....	\$34,650.00
1892.....	158.....	6,780.00	1898.....	295.....	23,820.00
1893.....	138.....	8,865.00	1899.....	416.....	60,817.50
1894.....	139.....	7,720.00	1900.....	438.....	71,179.00
1895.....	174.....	10,060.00	1901.....	547.....	82,713.34
1896.....	154.....	14,335.00			
			Total.....		\$325,969.84

Extra Provincial Companies.

Prior to the session of 1900, companies incorporated under the laws of other countries might and did come into Ontario and enter into competition with our own companies, observing no conditions and paying no imposts other than the municipal taxes common to all. Up to that time, the legislation affecting outside companies was purely permissive in character in so far as taking out licenses was concerned, and, accordingly, few licenses were issued. In 1900, however, the Legislature passed a Bill providing that every extra provincial company carrying on business in Ontario for gain should take out a license and make an annual return, thus placing such companies on a fairer footing, so far as our own Ontario companies are concerned, and enabling creditors and others interested to learn something as to their antecedents, etc., the names of their officers and other useful information theretofore not obtainable in the Province. Dominion companies were included among the other extra provincial companies, but they were charged merely nominal fees for their licenses, while doubt as to their power to hold and convey land in Ontario was removed, a valuable concession, there having been vexatious litigation on this point in the Courts.

Under the present Act 63 Victoria, Cap. 24, there have been granted already 289 licenses.

Growth and Work of the Provincial Secretary's Office.

The following statistics show how rapidly the business of the Provincial Secretary's Office has increased :

	1871.	1901.	Estimated.
Number of files	1,264	6,974	
Letters, etc., received.....	1,690	23,000	

BUILD UP ONTARIO

Letters sent	1,280	25,000
References to other departments	912	2,500
Reports from " "	470	2,300
Marriage License Forms, supplied to Issuers ..	None	65,000
Commissions	190	121
Warrants re Lunatics	195	323
Appointments to Office Gazetted	149	650
Other Public Notices	58	451
Proclamations	16	10
Letters Patent and Licenses	24	547
Fees	\$2,282	\$87,534

Public Health.

By the establishment of the Provincial Board of Health in 1882 the Government has undertaken in conjunction with the Local Boards of Health the general supervision of the health of the Province. The special object of the Provincial Health Organization is to disseminate information for the prevention of contagious and infectious diseases. At different times it has been called upon to deal with outbreaks of smallpox, scarlatina, diphtheria and typhoid in the unorganized portions of the Province. As a result of its labors, the mortality rate of Ontario has been greatly reduced, as may be seen in the following table :

Total deaths in 1883, 21,049 ; or rate per 1,000 pop. 10.9.

" " 1900, 29,494 ; " " 12.7.

Total deaths from Preventable Diseases in 1883, 3,787 ; or 17% of total deaths.

Total deaths from Preventable Diseases in 1900, 1929 ; or 6.5% of total deaths.

Or an absolute saving of 1,858 lives from preventable deaths alone, or 50.9 of a decrease in 17 years, notwithstanding the total death rate has been increased by 8,445 or an increase of 35.0%.

The Health Department also advises corporations in regard to the construction of sewerage systems, and makes analyses of samples of water in order to protect the public against pollution in private and public water supplies, and determines the potability of all waters proposed as public supplies for towns. In 1882 there were 12 municipalities in Ontario having public water supplies, and fewer still with sewerage systems ; in 1901 there are 105 municipalities with public water supplies, and 52 with systems of town sewerage more or less complete.

BUILD UP ONTARIO

THE LIQUOR LICENSE LAWS OF THE PROVINCE OF ONTARIO.

When the Mowat Government took office in 1871, the liquor traffic was under the control of the Municipal Councils of the Province, and licenses to sell liquor were issued by the municipality. The inspection of hotels was also directed by the Municipal Councils by an officer appointed by the Council.

As a consequence there was great abuse of the power to issue licenses, and the whole question as to the issue of licenses and the regulation of the traffic entered into municipal politics and seriously affected municipal elections.

The first radical change in the license laws of the Province was made in 1876, by an Act commonly known as the "Crooks Act," by which the licensing of hotels and other places for the sale of liquors was placed in the hands of three commissioners for each electoral district, and the inspection of hotels, etc., in the hands of an officer appointed by the Government, known as Inspector of Liquor Licenses.

The following table gives, in intervals of five years, the numbers of each kind of license issued between 1874 and 1900 inclusive :—

Year.	Tavern.	Shop.	Whole- sale.	Vessel.	Total.
1874-5.....	4,793	1,307	52	33	6,185
1879-80..	3,199	757	42	22	4,020
1884-5.....	3,253	675	28	14	3,970
*1888-9.....	2,066	336	26	17	2,445
1889-90.....	3,073	445	27	15	3,560
1894-5.....	2,785	337	29	—	3,151
1899-00.....	2,621	308	21	—	2,950

*Scott Act year.

The number of licenses issued in proportion to population was as follows :—

1875.. One to 278 persons. | 1900.. One to 700 persons.

Comparison with United States.

The following statement taken from a late return of the Commissioner of Inland Revenue of the United States shows the number of licenses issued according to population in several States :—

BUILD UP ONTARIO

Illinois.....	One to each	183	Minnesota.....	One to each	301
Indiana.....	" "	247	New York.....	" "	134
Iowa.....	" "	289	Ohio.....	" "	203
Michigan.....	" "	239	Massachusetts..	" "	386

The position of Ontario under the License Act will be better appreciated by the following statement:—

Number of organized Municipalities in the Province.....	756
Number of organized Municipalities where no tavern licenses are issued.....	141
Or twenty per cent. of the whole number.	
Number of Municipalities in which one and not more than two tavern licenses are issued.....	435
Or fifty-seven per cent. of the whole number.	
Number of Municipalities without a shop license.....	625
Or eighty-two per cent. of the Municipalities of the Province.	

Some Figures for Canada.

According to population, licenses were issued for last year as follows:—

Quebec.....	One to each	635	Montreal.....	One to each	349
Toronto.....	" "	1000	Ontario.....	" "	700

Commitments for Drunkenness.

The beneficial effect of the improvement made in the license laws is strikingly shown in the reduction of the number of commitments for drunkenness. The commitments to gaol according to population were in:—

1876..	One for every	444 persons	1892..	One for every	772 persons
1882..	" "	561 "	1900..	" "	836 "

Comparison with Other Provinces.

Statement of convictions for drunkenness in the Provinces of the Dominion, as shown by Dominion Year Book, 1900:—

Ontario.....	One to	828 persons.	Manitoba.....	One to	355 persons.
Quebec.....	" "	461 "	British Columbia	" "	207 "
Nova Scotia.....	" "	448 "	Prince Ed. Island	" "	341 "
New Brunswick.	" "	253 "	The Territories..	" "	180 "

Average for the Dominion, One to 440.

Average for Ontario, One to 684.

BUILD UP ONTARIO

Fifteen Years' Record.

The return for each period of five years since 1886 shows a reduction in commitments for drunkenness as follows:

In the period from 1886 to 1890 the average commitments were.....	4,311
For the next five-year period, from 1891 to 1895, the average number of commitments had fallen to.....	2,703
For the next five year period, from 1896 to 1900, the average number had again dropped to	1,920
This is a decrease in 13 years of.....	2,391

This represents a reduction of over 55 per cent., a reduction which will be much emphasized when the large increase of population in that time is considered. Ontario thus stands at the head of all the provinces in having a sober people. Education and progressive legislation have brought about these results.

Revenue from Tavern, Shop and Wholesale Licenses.

Equally noticeable with the falling off in the number of licenses issued under the Crooks Act, is the increase of revenue nevertheless derived. One of the provisions of that Act was, that part of this revenue should go to the Province and the remainder to the municipalities, the former assuming, and the latter being relieved from, the sole responsibility of enforcing the law against illicit selling. The following table shows the proportionate revenue accruing to the Province and to the municipalities respectively, for the years therein stated:—

	Municipal Revenue.	Provincial Revenue.
1886-7	\$153,716 59	\$216,455 78
1887-8	156,979 89	201,542 45
1897-8	239,873 38	268,247 40
1898-9	252,589 90	281,523 15
1899-1900	249,496 99	304,819 68
1900-1	250,482 13	304,676 60

The revenue obtained by the municipalities from the liquor traffic, under the Crooks Act is much greater than was obtained before the enactment of that law, notwithstanding the fact that the number of licenses is less by one-half, and is greater than they would have been receiving now had it not been enacted. It may also be stated that while the Act enables Municipal Councils to increase the fees for their own benefit, only 335 of the 756 municipalities have taken advantage of this provision of

BUILD UP ONTARIO

the law. It has been urged by the Opposition that the Liquor License Act represents a "robbery" of the municipalities by the Government. The total revenue derived from the liquor licenses since 1876 up to May, 1901, amounts to the sum of **\$12,224,539**. Of this sum the municipalities have received over half, or no less than **\$6,418,002**.

Briefly, The Crooks Act

(a) Limited the number of licenses to be granted in every municipality; (b) Took the power of granting licenses away from the Municipal Councils and conferred it on Boards of Commissioners; (c) Authorized each Council to still further limit the number of licenses; (d) Authorized the Commissioners to do the same thing; (e) Authorized each Council to prescribe conditions for obtaining a tavern license in addition to those specified in the license law itself; (f) Authorized each Council to limit the number of shop licenses, to require the holder of a shop license "to confine the business of his shop solely and exclusively to the keeping and selling of liquor," and to "impose any restrictions upon the mode of carrying on such traffic as the Council may think fit"; (g) Imposed a minimum fee for each of the three kinds of licenses—wholesale tavern and shop; (h) Vested the appointment of License Inspector in the Lieutenant-Governor-in-Council; (i) Required all taverns to be well-appointed eating-houses.

Under the operation of the Act the reduction in the number of licenses issued was immediate, and has so far proved to be permanent as the following statement will show:

In the first period of five years, the reduction was **2,165 or 433 per year**.

During the next five-year period the reduction was less, being only **fifty or ten per year**.

In the third five-year period the reduction was considerably greater—**410 or 8 per year**.

In the next five-year period the figures of reduction were also considerable—**409 or 81 per year**.

In the fifth period the number decreased by **201, or a decrease of 40 per year**.

For twenty-five years, between 1874 and 1899, the decrease in the number of licenses has been a decrease of 130 per year, the **aggregate decrease being 3,235**.

While the actual reduction has been large it becomes relatively much greater when the great increase in population during the period named is taken into consideration. If licenses had been issued in 1899 at the same ratio that obtained in 1874—namely, one for every **280 of the population**—the licenses would have reached the very large number of **8,928**, whereas the actual number was only **2,950**.

Improvements in the License Act.

Electors who can look back to the wholesome effect of the assumption by the Province of the supervision of the liquor

BUILD UP ONTARIO

traffic will remember the general feeling of relief which followed; and, notwithstanding the steady opposition of the Conservative party, the educated public opinion which rallied behind the Liberal Government has sustained it to the present hour—the Government having consistently improved the legislation as necessity arose. The following are some of the amendments enacted from year to year:—

Act of 1877.

The amendments of 1877 provided for the placing of:

- Restrictions upon sales by druggists.
- Restrictions upon sales in vessels.
- Increased penalties for second and third offences.
- And searching in unlicensed houses were provided for.

Act of 1878-81.

In the amendments of 1878:—

- Provision was made for the enforcement of the Dunkin Act, and for paying the costs thereof.

In the amendments of 1881:—

- Provision was made for the issue of beer and wine licenses.
- Further increase was made of penalties for second and third offences.
- The actual seller of liquor was made liable.
- Increased facilities for searches and confiscation of liquor were provided.
- Provisions for enforcing the Scott Act were made, and Police Commissioners and Chiefs of Police were especially charged with the duty of enforcing the License law.

Act of 1884.

The amendments of 1884 provided:—

- That the number of saloon licenses be limited in cities and be refused altogether in towns having less than 6,000 of a population.
- Provision was also made for publication of names of new applicants for licenses and description and location of premises proposed to be licensed.
- Privileges were granted to electors to oppose by petition the granting of licenses—the majority of electors may prevent the issue of new licenses.
- No new shop licenses to be granted to premises in which other goods are sold; and in 1888 no shop license whatever is to be granted to premises in which other goods were sold.
- No appeals allowed except to the County Judge in Chambers.
- Appeals permitted to the Court of Appeal from the decision of the County Judge.
- Stringent provisions were made regarding sales to habitual drunkards.
- One bar only to be allowed in future.
- No licenses hereafter to ferry boats.
- Penalties were imposed for refusing lodging and for taking articles in pledge for liquor, also for permitting drunkenness on the premises.
- The sale of liquor to minors under sixteen years of age was prohibited.

BUILD UP ONTARIO

Purchasers of liquor during prohibited hours or on unlicensed premises were made liable to penalty.

Further increase of fees for licenses was made.

In 1885 purchasers not being members of the family were made further liable.

Act of 1886.

In the amendments of the year 1886 :—

Increased duties for licenses were provided for, and increased penalties and punishments imposed for selling without license.

A Provincial Inspector was appointed to audit License Inspectors' Accounts, to investigate complaints and to attend to other specified duties.

More stringent regulations were made for Saturday night and Sunday selling.

Frequenter of bar-rooms on Saturday nights and Sundays were made liable to arrest.

Penalties for sales to unlicensed dealers were imposed.

Provision was made for permitting one justice to hear cases in rural municipalities.

Act of 1888.

The amendments of 1888 consisted of :—

Further provision for enforcing the Scott Act and providing for expenses.

The amendments of 1889 were important :

New applicants for premises not under licenses were required to produce certificates signed by majority of electors.

No license permitted to be granted to vessels.

Increased penalties and punishments for selling without licenses.

Prohibited age of minors raised to 18.

Owners of houses, in which liquor is sold illegally, made liable.

No appeals allowed in cases of conviction of unlicensed persons.

Further stringent provisions were made regarding the frequenters of unlicensed premises.

And the important provision was made for the introduction and passing of Local Option By-Laws.

Act of 1891-92.

In the amendments of 1891 :—

Provision was made for hearing special cases in Court of Appeal *re* Local Option By-Laws, and for the re-hearing of cases where by-laws were quashed.

In the amendments of 1892 :—

Provisions were made for the enforcement of the License Act applied to Local Option.

Increased provisions were made regarding the sale of liquor to habitual drunkards.

Appeals were allowed to County Judge from orders of dismissal of Police Magistrate.

Further restrictions were imposed regarding druggists.

Brewers were restricted to sale to holders of licenses only.

Members of Municipal Councils and Constables were rendered ineligible

BUILD UP ONTARIO

as bondsmen for license holders. It was provided that Local Option By-Laws shall not be repealed for three years.

Act of 1897.

In 1897 the legislation :—

Increased the population limit to three licenses for the first thousand of the population, and one license for each full 600 additional persons except in County towns.

Further restrictions were placed on the sale of liquor by druggists.

The hours for sale of liquor were fixed at from 6 a.m. to 10 p.m. in townships, and from 6 a.m. to 11 p.m. in cities, leaving power in the hands of License Commissioners to still further limit the hours.

An amendment was passed prohibiting the sale of liquor to any person under 21 years of age—the previous limit having been 18—and prohibiting license holders from permitting minors to loiter around their premises.

This amendment, all will admit, is of immense importance.

Saloon licenses were abolished.

License Commissioners were prohibited from granting licenses, within 300 feet of churches and schools, to premises not heretofore licensed.

And provision was made for the cancellation of licenses on the certificate of the magistrate showing that a license holder had knowingly broken the law by three violations of the provision forbidding sales during prohibited hours.

The Crooks Act Endorsed.

The friends of the temperance cause hailed with delight the withdrawal of the power from municipal corporations to issue liquor licenses, and the assumption of that authority by the Government. The following resolution adopted by the Methodist General Conference in 1882, voiced then, as it does now, the sentiment of the general public upon this question :—

“Although we cannot accept as righteous absolutely any license law, yet, if we must tolerate some one as the tentative regulator of an evil till we can have it removed, we must regard the Crooks Act as the best instrument for this suppression the Province of Ontario ever had. We would emphatically deprecate any legislation that would impair its efficacy, and we would respectfully recommend our people, where this law obtains, to use their voice and franchise to prevent the control of this license system reverting to the municipalities, where the industrious ward politician and the interested liquor dealer so largely manipulate the election.”—*Resolution of the Methodist General Conference, Sept., 1882.*

Policy of the Opposition.

The policy of the Opposition has been particularly variable on the temperance question. A glance at the following resolutions offered by them at different periods will reveal their vacillation on this subject and must confirm the opinion that the steady,

BUILD UP ONTARIO

liberal and progressive policy of the Government is the only one which can safely be followed in this important matter in the interests of the people.

Policy in 1876.

During the discussion of the licensing law of 1876, on the 7th February, contesting the proposal of the Government to reduce the number of licenses issued at once, Mr. Meredith moved, seconded by Mr. Scott :—

That the Bill be not now read a third time, but that it be forthwith referred to a Committee of the whole House, with instructions to amend the same, so far as to provide that the provisions therein contained, for limiting the number of tavern licenses to be granted, shall not come into force until the first day of March, A.D. 1877.

The date so named was a year later than that on which the Government proposed to bring the limiting provision into force ; and Mr. Meredith's motion was lost on a division. Mr. Lauder then moved in amendment, seconded by the Hon. Mr. McDougall :—

That the Bill be not now read a third time, but that it be referred to a Committee of the whole House, with instructions to amend the same so as to provide that in cities and towns separated from counties for municipal purposes, the Mayor, and, in other places the Warden of the County, shall be one of the three License Commissioners referred to in section one of the Bill.

This would have had the effect of perpetuating the licensing business as a vicious influence in municipal affairs to a partial extent at least. The resolution was lost.—Yeas, 31 ; Nays, 49.

Policy in 1877.

In the discussion of the Bill amending the Licensing Act, on February 16th, 1877, Mr. Harkin moved, seconded by Mr. Preston, in amendment :—

That the Bill be not now read a third time, but be recommitted to a Committee of the whole House, with instructions so to amend the Bill as to enable the Council of every municipality to appoint its own Inspector or Inspectors ; to determine his or their remuneration ; to decide to whom licenses shall be granted in their respective municipalities, having regard to the limitations imposed by the Act 39 Vict., chap. 26 ; and to dispense with the services of the Commissioners and Inspectors now appointed under said Act by His Honor in Council.

This amendment being defeated, Mr. Creighton then moved, seconded by Mr. Barr :—

BUILD UP ONTARIO

That all the words after "Municipality" be struck out, and the following inserted in lieu thereof:—"To decide to whom licenses shall be granted in their respective municipalities, having regard to the limitations imposed by the Act 39 Vict., Chap. 26."

The resolution or amendment then proposed read as follows:—

That the Bill be not now read a third time, but be recommitted to a Committee of the whole House, with instructions so to amend the Bill as to **enable the Council of every municipality to decide to whom licenses shall be granted** in their respective municipalities, having regard to the limitations imposed by Act 39 Vict., Chap. 26. It was declared lost on a vote of yeas 9, nays 60.

Policy in 1882.

That they are and have been in favor of the vicious expedient of returning to the municipalities this source of danger and trouble, however, was again made manifest from the position taken at the Conservative Convention in Toronto, on September 14th, 1882, when it was unanimously resolved to be

"The opinion of this Convention that without interfering with the laws regulating the liquor traffic, and limiting the number of licenses that may be issued, the power of issuing licenses and the fees derived therefrom, should **be restored to the municipalities.**"

In speaking to this resolution Mr. Meredith said that

"He was prepared to say that the present Opposition, if it took office, would be prepared to wipe away the partizan commissioners. (Cheers.) He was prepared to restore to the people of the Province the rights they formerly exercised. (Cheers.) He was prepared to give back to the municipal bodies **the rights they formerly enjoyed.**" (Cheers.)—[From report in Mail.]

Policy in 1883.

This policy was further pursued in a resolution in amendment to a motion to go into Committee of Supply, 24th January, 1883, when it was moved by Mr. Meredith, seconded by Hon. Mr. Morris:—

That all the words in the motion after "That" be struck out, and the following substituted therefor:—"This House, while recognizing the necessity of maintaining the other provisions of the existing liquor license law, and strictly enforcing them, is of opinion that it is not in the public interest or calculated to promote the cause of temperance to continue the mode of appointing Boards of License Commissioners, and License Inspectors now in force, and is further of opinion that these Boards should, in order to remove them as far as possible from the influences of political partizanship, be appointed in counties by the county councils, and in cities and towns separate from counties by the councils thereof, and that the power of ap-

BUILD UP ONTARIO

pointing one or more License Inspectors in each license district should be vested in the Board, and this House regrets that legislation providing for this change in the law, and for handing over to the municipalities the whole of the license fees, except a sum sufficient to pay the expenses of the License Branch of the Department of the Provincial Secretary, has not been proposed for its consideration by the advisers of His Honor the Lieutenant-Governor."—Lost—Yeas 26, nays 49.

Policy in 1890.

The policy of the Opposition was again reconstructed by the submission of the following resolution during the session of 1890 as an amendment to the Hon. Mr. Gibson's measure:—

"That the Bill be not now read a third time, but be referred back to a Committee of the whole House, and so amended as to provide that the License Commissioners hereafter be appointed in counties by County Councils and in cities and towns elected by the municipal electors of such cities and towns."

Policy in 1896.

In 1896 after allowing the question to lie dormant for several years, Mr. Marter, then Leader of the Opposition, seconded by Mr. Whitney, the present leader, moved a resolution which concluded as follows:—

"That this House is of opinion that it is essential to the honest, non-partizan and faithful execution of the liquor license laws, that the present mode of appointing Boards of Commissioners should be abrogated, and that in future the Boards of Commissioners in counties should consist of the County Judge, the Warden of the County, and one appointed by the Government and in cities and towns not connected with the county municipally the County Judge, Mayor, and one appointed by the Government."

It will be noticed that the policy of the Opposition on this subject has varied on each occasion when they brought the matter forward. In 1890 they proposed that the appointments should be made by County Councils in the counties, and that in cities and towns Commissioners should be elected by the direct vote of the electors. In 1883 they asked that Municipal Councils alone should elect Commissioners. In every instance they have demanded that not only the appointment of Commissioners but also that of Inspectors, and the issuing of licenses, should be placed again under municipal control, a system previously discarded as wholly pernicious.

Respecting the proposal submitted in 1896, it may be said that heretofore the appointment of County Judges as Commissioners has been found impracticable and inexpedient. Under the provisions of the License Act they are constantly called upon to hear appeals and determine cases. It is also their duty under the law to

BUILD UP ONTARIO

hear complaints when the legality of the issue of licenses is called in question, and if the evidence warrants, revoke the action of the Commissioners in granting the license, and punish them or the Inspector for any illegality committed. Under the law Commissioners who are magistrates are prohibited from adjudicating upon cases.

Policy in 1897.

The entire absence of anything like an Opposition policy on the license question under the leadership of Mr. Whitney is indicated by the following extracts from a speech by that gentleman, delivered in the Legislature during the debate on the second reading of the Liquor License Bill, on March 30th, 1897. Mr. Marter, who had spoken previously, had been questioned as to the views of his party on the subject, and the Opposition leader, in the course of his speech, dealt with the matter at some length :

"He wondered at the question that came from the Government benches, which asked why did not the member for North Toronto declare what he would do. In a humorous manner he characterized the muddle that the Government had got into as a peculiar bog, in which the Government were rapidly becoming embedded. He declared that they were calling upon the Opposition to come over and help them out. . . . It was not the purpose of the Opposition to compound a policy for the Government. In the past they had always aided them and helped them out of many serious positions, but that was at an end, and the Government need not in the future look to the Opposition to rectify mistakes for them. . . . The entire question has developed into a triangular affair, the solution of which is apparently a very difficult matter. Because it was difficult it was no reason why the Opposition should step in and untangle the matter, and, furthermore, they did not intend to do so. The Government said the Opposition ought to suggest something. They were in a minority, but if honorable gentlemen wished them to change places with them in advance of time they would cheerfully respond. They (the Opposition) had nothing to do with the matter."—(*Mail and Empire* report).

This pitiable confession of weakness and incapacity has been substantially repeated many times by Mr. Whitney in the course of his later platform deliverances. After having boxed the compass and tried every imaginable proposal for a change from the extreme of centralizing the license administration in Ottawa to the opposite expedient of the restoration of municipal control, and seeing them in turn rejected by the country, the Opposition take refuge in a non-committal attitude, and proclaim that they have no policy—"nothing to do with the matter." It is of a piece with their course throughout. They object and carp at petty details, and criticise this and that feature of administration, but have no definite, clearly-cut programme of their own to sub-

BUILD UP ONTARIO

stitute, nothing but casual, makeshift declarations thrown out from time to time, in the hope of catching the current of approval from any quarter, and abandoned so soon as they fail of their purpose.

Local Prohibition Provisions.

Another evidence of the Government's desire to minimize the evils of intemperance, so far as the legislation in its power can be effective to that end, is found in the local prohibitory enactments represented by Local Option Legislation. In 1899 provision was made for the introduction and passing, by municipalities, of Local Option By-Laws. Since 1890, by-laws for the adoption of Local Prohibition have been submitted to popular vote on 79 occasions in 68 municipalities. These by-laws prohibiting the sale of intoxicating liquours were passed in 51 municipalities, and defeated in 28 instances. In 15 cases the by-laws passed were quashed on appeal to the Courts, chiefly on the decision of Judge Galt that the Act was *ultra vires*, a judgment that was reversed by the Judicial Committee of the Privy Council. At the present time Local Option By-Laws are in force in 21 municipalities, by which 39 tavern licenses and 3 shops have been cut off. During the past year (1901) five by-laws were submitted, four of which sustained Local Option. Two of these were quashed by the Courts on technical grounds, and one by-law was repealed.

Canada Temperance Act.

In 1887 complaints were made of the want of machinery for the enforcement of The Canada Temperance Act, commonly known as the "Scott Act," in the counties in which it had been adopted. Though this was a Dominion law, and should have been enforced by the Federal authorities, yet for the sake of the interests involved, the Government of this Province passed an Act for the appointment of special Police Magistrates in all such counties.

The Government were asked if they would appoint Police Magistrates for the purposes of the Scott Act, in cases in which the County Councils requested it. To this they agreed. Only two County Councils took advantage of this arrangement, and asked for the appointment of Magistrates. The Government, complying with the request of the friends of the Scott Act, obtained from the Legislature authority for the purpose of securing a better observance of the law.

Legislation was also passed, providing for the payment of a

BUILD UP ONTARIO

share of the expenses of licence districts in such counties by the County Council, and applying to the cases of such counties, as to such license districts, the provisions of the Liquor License Act and its amendments.

This was followed, in 1888, by a measure amending the Liquor License Act, by providing for the appointment of License Commissioners in counties where the Scott Act was in force, and for the payment of expenses for enforcing the Liquor License Act in such districts or parts of districts; also for the disposal of the license fund which might accrue in any such district.

It should be noted, that *in no Province* of the Dominion was the responsibility of enforcing the Scott Act assumed by a Provincial Government, *except in this Province*, and that responsibility was assumed by the Liberal Administration, notwithstanding the refusal of the Dominion Parliament to provide the necessary legislation to secure its observance.

Commissioners and Inspectors, appointed under the License Act, who were not in sympathy with the Scott Act, were replaced by those who were, in order to ensure that the provisions of the prohibition law would be enforced, and these officers were specially charged with the enforcement of the Act. A prominent and trusted temperance advocate, the late Rev. Mr. Manning, who had some local experience in connection with the enforcement of the License Act, was also appointed by the Government, and placed in the Head Office, specially charged with the duty of supervising the work of the Inspectors, and seeing that the provisions of the Scott Act were enforced. The death of Mr. Manning having rendered vacant the position he had occupied with such satisfaction to the temperance community, the Government appointed to the vacancy Mr. J. K. Stewart, of Ottawa, whose reputation as a leading temperance advocate was provincial in its character.

Temperance in Public and Separate Schools.

In addition to the restriction and reduction of licenses it may be mentioned (though not directly connected with the License Department), that under the school regulations temperance and hygiene form part of the course of study in all the public and separate schools of the Province, the number of pupils receiving instruction in these subjects having risen from 33,924 in 1882 to 219,776 last year.

Another gratifying result of the progressive tendency of license legislation, is the improved character of the hotels of the Province, in comfort, equipment, sanitary and other conveniences

BUILD UP ONTARIO

