

**CIHM
Microfiche
Series
(Monographs)**

**ICMH
Collection de
microfiches
(monographies)**



Canadian Institute for Historical Microreproductions / Institut canadien de microreproductions historiques

© 1994

Technical and Bibliographic Notes / Notes techniques et bibliographiques

The Institute has attempted to obtain the best original copy available for filming. Features of this copy which may be bibliographically unique, which may alter any of the images in the reproduction, or which may significantly change the usual method of filming, are checked below.

L'Institut a microfilmé le meilleur exemplaire qu'il lui a été possible de se procurer. Les détails de cet exemplaire qui sont peut-être uniques du point de vue bibliographique, qui peuvent modifier une image reproduite, ou qui peuvent exiger une modification dans la méthode normale de filmage sont indiqués ci-dessous.

- | | |
|--|--|
| <input checked="" type="checkbox"/> Coloured covers/
Couverture de couleur | <input type="checkbox"/> Coloured pages/
Pages de couleur |
| <input type="checkbox"/> Covers damaged/
Couverture endommagée | <input type="checkbox"/> Pages damaged/
Pages endommagées |
| <input type="checkbox"/> Covers restored and/or laminated/
Couverture restaurée et/ou pelliculée | <input type="checkbox"/> Pages restored and/or laminated/
Pages restaurées et/ou pelliculées |
| <input type="checkbox"/> Cover title missing/
Le titre de couverture manque | <input checked="" type="checkbox"/> Pages discoloured, stained or foxed/
Pages décolorées, tachetées ou piquées |
| <input type="checkbox"/> Coloured maps/
Cartes géographiques en couleur | <input type="checkbox"/> Pages detached/
Pages détachées |
| <input checked="" type="checkbox"/> Coloured ink (i.e. other than blue or black)/
Encre de couleur (i.e. autre que bleue ou noire) | <input checked="" type="checkbox"/> Showthrough/
Transparence |
| <input type="checkbox"/> Coloured plates and/or illustrations/
Planches et/ou illustrations en couleur | <input type="checkbox"/> Quality of print varies/
Qualité inégale de l'impression |
| <input type="checkbox"/> Bound with other documents/
Relié avec d'autres documents | <input type="checkbox"/> Continuous pagination/
Pagination continue |
| <input checked="" type="checkbox"/> Tight binding may cause shadows or distortion
along interior margin/
La reliure serrée peut causer de l'ombre ou de la
distorsion le long de la marge intérieure | <input type="checkbox"/> Includes index(es)/
Comprend un (des) index |
| <input type="checkbox"/> Blank leaves added during restoration may appear
within the text. Whenever possible, these have
been omitted from filming/
Il se peut que certaines pages blanches ajoutées
lors d'une restauration apparaissent dans le texte,
mais, lorsque cela était possible, ces pages n'ont
pas été filmées. | Title on header taken from: /
Le titre de l'en-tête provient: |
| <input checked="" type="checkbox"/> Additional comments: / Advertisement affixed to inside front cover.
Commentaires supplémentaires: | <input type="checkbox"/> Title page of issue/
Page de titre de la livraison |
| | <input type="checkbox"/> Caption of issue/
Titre de départ de la livraison |
| | <input type="checkbox"/> Masthead/
Générique (périodiques) de la livraison |

This item is filmed at the reduction ratio checked below/
Ce document est filmé au taux de réduction indiqué ci-dessous.

10X	12X	14X	16X	18X	20X	22X	24X	26X	28X	30X	32X
<input type="checkbox"/>	<input type="checkbox"/>	<input type="checkbox"/>	<input type="checkbox"/>	<input type="checkbox"/>	<input type="checkbox"/>	<input checked="" type="checkbox"/>	<input type="checkbox"/>	<input type="checkbox"/>	<input type="checkbox"/>	<input type="checkbox"/>	<input type="checkbox"/>

The copy filmed here has been reproduced thanks to the generosity of:

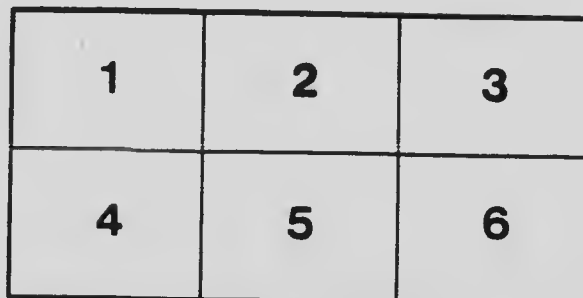

University of Calgary

The images appearing here are the best quality possible considering the condition and legibility of the original copy and in keeping with the filming contract specifications.

Original copies in printed paper covers are filmed beginning with the front cover and ending on the last page with a printed or illustrated impression, or the back cover when appropriate. All other original copies are filmed beginning on the first page with a printed or illustrated impression, and ending on the last page with a printed or illustrated impression.

The last recorded frame on each microfiche shall contain the symbol \rightarrow (meaning "CONTINUED"), or the symbol ∇ (meaning "END"), whichever applies.

Maps, plates, charts, etc., may be filmed at different reduction ratios. Those too large to be entirely included in one exposure are filmed beginning in the upper left hand corner, left to right and top to bottom, as many frames as required. The following diagrams illustrate the method:



L'exemplaire filmé fut reproduit grâce à la générosité de:

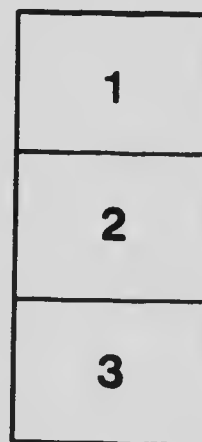
University of Calgary

Les images suivantes ont été reproduites avec le plus grand soin, compte tenu de la condition et de la netteté de l'exemplaire filmé, et en conformité avec les conditions du contrat de filmage.

Les exemplaires originaux dont la couverture en papier est imprimée sont filmés en commençant par la première page et en terminant soit par la dernière page qui comporte une empreinte d'impression ou d'illustration, soit par la seconde page, selon le cas. Tous les autres exemplaires originaux sont filmés en commençant par la première page qui comporte une empreinte d'impression ou d'illustration et en terminant par la dernière page qui comporte une telle empreinte.




Un des symboles suivants apparaît sur la dernière image de chaque microfiche, selon le cas: le symbole \rightarrow signifie "A SUIVRE", le symbole ∇ signifie "FIN".

Les cartes, planches, tableaux, etc., peuvent être filmés à des taux de réduction différents. Lorsque le document est trop grand pour être reproduit en un seul cliché, il est filmé à partir de l'angle supérieur gauche, de gauche à droite, et de haut en bas, en prenant le nombre d'images nécessaire. Les diagrammes suivants illustrent la méthode.




MICROCOPY RESOLUTION TEST CHART

(ANSI and ISO TEST CHART No. 2)



APPLIED IMAGE Inc

1653 East Main Street
Rochester, New York 14609 USA
(716) 482 - 0300 - Phone
(716) 288 - 5989 - Fax



Catalogue
and Price List

1916-17

CUSHING
BROTHERS
LIMITED.



ESTABLISHED
1885.

© 1916 CUSHING BROTHERS

Dealers' Discounts

*Effective October 28th, 1918.
Applying to our Catalogue 16*

Wholesale
WINDOWS - DOORS
MOULDINGS
INTERIOR FINISH

—THE—
Edmonton Paint and Glass Co.
Limited
EDMONTON . ALBERTA




DISCOUNTS APPLYING TO OUR

Effective October 28th, 1918.

SASH		
Glazed Windows, Sash, Storm Sash, Glazed Orrels and Leaded Sash	}	5%
DOORS		
Glazed Front Doors Combination Screen and Storm Doors Northern and Alaska Storm Doors Four Panel Cedar Doors Five Panel No. 201 Cedar Doors Five Cross Panel Fir Doors Fir Craftsman Doors Two Panel Fir Doors	}	25%
Window and Door Frames Fence Pickets Colonnades, Turnings, Base Blocks, Cor- ner Blocks, Brackets Fir Built Newells	}	25%
MOULDINGS		
Fir Mouldings Cedar Mouldings under 2" wide	}	45%
Fir Casing and Base Fir Base Block Stock Fir Frame Stock Cedar Mouldings over 2" wide	}	40%
Hardwood Section		Net List

The Edmonton Paint and Glass
The House of Quality and



OUR CATALOGUE SIXTEEN

Subject to withdrawal without notice.

BEAVER BOARD

Per thousand square feet, any quantity **\$39.00**

We carry a full line of Mantles, Grates, Tiles, Burlaps, Plate, Window and Fancy Glass.

"Triple A, Spring Driven Floor Scrapers" } **Special**
"All-Steel Adjustable Scaffolding" } **Prices**

NOTE.—When Windows, Sash and Storm Sash are ordered in less than full bundles of a size and kind, a net additional charge of 15 cents for each size will be made.

Full bundles consist of—

- 6 Plain or Check Rail Windows of one size
- 12 Single Sash of one size
- 6 Storm Sash all of one width or length
- 2 Oriel Storm Sash of one size
- 2 Oriel Windows of one size
- 6 Screen Doors of one size and kind

No cartage charges on shipments made from our warehouse.


Specified lengths on Mouldings, Casings, Base, Window and Door Jambs, add 10 per cent.

TERMS—2% 30 days; net 60 days

Glass Company, Limited

Quality and Service

Order Books or additional Catalogues on application.



Order by Number only

We assume that the numbers of designs in orders or bills for estimate sent us refer to this Catalogue, unless otherwise specified.


Do Not Cut this Book

Prices subject to change without notice.

Order Books or additional Catalogues on application.

CUSHING BROS LIMITED

EX 100




CALGARY PLANT

XLCK
1901

CUSHING BRAS LIMITED

1901



EDMONTON PLANT

CUSHING BROS. LIMITED

XLCR
BRAND

CATALOGUE and PRICE LIST

Effective April 1st, 1911

CUSHING BROS.
LIMITED
MANUFACTURERS OF
XLCR MILLWORK

*In addition to lines enumerated in this Catalogue
we manufacture—*

CHURCH WINDOWS OF EVERY DESCRIPTION	
CHURCH PEWS	OFFICE FIXTURES
PULPITS	BANK FIXTURES
SHOW CASES	MANTELS
WALL CASES	COLONNADES
COUNTERS	STAIR WORK
TABLES	MIRRORS
GROCERY BINS	BEVEL PLATES
SHELVING	ART GLASS

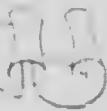
WE STOCK PLATE AND WINDOW GLASS IN LARGE
QUANTITIES

Factories at

CALGARY	EDMONTON
REGINA	SASKATOON

Branches at

RED DEER	MORINVILLE
FT. SASKATCHEWAN	MOOSE JAW



DIRECTIONS FOR ORDERING

Customers should observe the following rules when ordering goods:

Always specify **WIDTH** first then **LENGTH** or **HEIGHT** second, then **THICKNESS**.

Measurements given in inches are understood to be **GLASS** sizes.

Measurements given in feet and inches are understood to be **OUTSIDE** sizes.

The term **SASH** implies only one piece to fill opening.

The term **WINDOW** implies two pieces (upper and lower Sash).

Orders for Windows should state the number of lights in the window (glass size of same, thickness of sash and whether **check** or **plain** rail. All windows are glazed with single strength glass unless specified to the contrary. If double strength glass is required, same should be specified. Windows or sash not listed, extra price. Special orders should specify size of opening to be filled. Weights shown in this catalogue are for shipping purposes, and include crating.

Orders for Doors should state width, height, thickness, number of panels and kind of wood. Refer to designs by numbers. If design is taken from any other catalogue, state from whose book, and the date of issue.

Orders for Frames. All frames listed in this catalogue are shipped K.D. Orders for **special** frame should be specified as follows:

Window Frames. State whether for frame or brick building, with or without pulleys, together with width of jamb required.


Outside Door Frames. State whether for frame or brick building, width and thickness of jamb, also thickness of doors to be used.

Inside Door Frames. State width and thickness of jambs, thickness of doors to be used, and whether made with rabbet or stop.

Orders for Mouldings should give plainly the number of the moulding. If special moulding, give exact detail or sketch.



CUSHING BROS. LIMITED



**TWELVE-LIGHT
WINDOWS**

**PLAIN RAIL 1/8 INCH
CHECK RAIL 1 3/8 INCH**


Six Windows in a Bundle

Size of Glass		Thickness	Price Glazed	Weight	Size of Window	
In.	In.	In.		Lbs.	ft. In.	ft. In.
5x 7 PL	1 1/8	1 1/8	\$1.65	11	1 8	x2 9 1/2
6x 8 PL	1 1/8	1 1/8	1.75	11	1 10	x3 1 1/2
7x 9 PL	1 1/8	1 1/8	2.10	13	2 1	x3 4 1/2
8x10 PL	1 1/8	1 1/8	2.50	14	2 4 5/8	x3 10
10x12 PL	1 1/8	1 1/8	2.75	21	2 10 5/8	x4 6
10x14 PL	1 1/8	1 1/8	3.05	23	2 10 5/8	x5 1
10x12 CK	1 3/8	1 3/8	3.05	23	2 10 5/8	x4 6 1/2
10x14 CK	1 3/8	1 3/8	3.25	26	2 10 5/8	x5 2 1/2
10x16 CK	1 3/8	1 3/8	3.65	29	2 10 5/8	x5 10 1/2
12x14 CK	1 3/8	1 3/8	4.00	32	3 15 8	x5 2 1/2
12x16 CK	1 3/8	1 3/8	4.25	34	3 15 8	x5 10 1/2

EIGHT-LIGHT WINDOWS

**PLAIN RAIL 1/8 INCH
CHECK RAIL 1 3/8 INCH**

Six Windows in a Bundle



Size of Glass		Thickness	Price Glazed	Weight	Size of Window	
In.	In.	In.		Lbs.	ft. In.	ft. In.
8x10 PL	1 1/8	1 1/8	\$1.90	11	1 8 3/8	x3 10
10x12 PL	1 1/8	1 1/8	2.20	16	2 0 3/8	x4 6
10x12 CK	1 3/8	1 3/8	2.30	18	2 0 3/8	x4 6 1/2
10x14 CK	1 3/8	1 3/8	2.50	19	2 0 3/8	x5 2 1/2
10x16 CK	1 3/8	1 3/8	2.90	22	2 0 3/8	x5 10 1/2
12x14 CK	1 3/8	1 3/8	2.75	23	2 4 3/8	x5 2 1/2
12x16 CK	1 3/8	1 3/8	3.05	24	2 4 3/8	x5 10 1/2

After a test of 31 years EXCELSIOR quality is still leading.

**XL CR
BRAND**

CUSHING BROS. LIMITED

FOUR-LIGHT WINDOWS

CHECK RAIL 1 3/8 INCH

Six Windows In a Bundle



Size of Glass	Thickness	Price Glazed	Weight	Size of Window
In.	In.		Lbs.	ft. In. In.
10x20	1 3/8	\$1.90	17	2 0 3/8 x 3 10
10x24	1 3/8	2.15	18	2 5 7/8 x 4 6
12x20	1 3/8	2.15	18 1/2	2 4 7/8 x 3 10
12x22	1 3/8	2.30	20	2 4 7/8 x 4 2
12x24	1 3/8	2.35	21	2 4 7/8 x 4 6
12x26	1 3/8	2.50	22 1/2	2 4 7/8 x 4 10
12x28	1 3/8	2.75	24	2 4 7/8 x 5 2
12x30	1 3/8	3.10	25	2 4 7/8 x 5 6
12x32	1 3/8	3.25	26	2 4 7/8 x 5 10
14x24	1 3/8	2.50	23	2 8 7/8 x 4 6
14x26	1 3/8	2.75	24	2 8 7/8 x 4 10
14x28	1 3/8	3.25	26	2 8 7/8 x 5 2
14x30	1 3/8	3.45	28	2 8 7/8 x 5 6
14x32	1 3/8	3.70	29	2 8 7/8 x 5 10
16x30	1 3/8	3.80	30	3 0 7/8 x 5 6
16x32	1 3/8	4.30	31	3 0 7/8 x 5 10
16x34	1 3/8	4.65	32	2 0 7/8 x 6 2
16x36	1 3/8	4.85	33	3 0 7/8 x 6 6

For double strength add 50 per cent. to list price of single strength.

The foregoing comprises Windows carried in stock.

Special sizes extra price.

For back putting add 10 per cent. to list.

Get our prices for Cement, Lime and Plaster.

PUSHING BROS LIMITED

XLCK
BRAND

TWO-LIGHT WINDOWS

CHECK RAIL $1\frac{3}{8}$ INCH

Six Windows in a Bundle



Size of Glass	Thickness	Price (glazed)	Weight	Size of Window
In.	In.		Lbs.	ft. In.
12x20	$1\frac{3}{8}$	\$1.50	13	1 $4\frac{1}{8}$ x3 $10\frac{1}{4}$
12x21	$1\frac{3}{8}$	1.60	11	1 $4\frac{1}{8}$ x1 $6\frac{1}{4}$
12x26	$1\frac{3}{8}$	1.70	15	1 $4\frac{1}{8}$ x1 $10\frac{1}{4}$
12x28	$1\frac{3}{8}$	1.75	$15\frac{1}{2}$	1 $4\frac{1}{8}$ x5 $2\frac{1}{4}$
12x30	$1\frac{3}{8}$	2.00	$16\frac{1}{2}$	1 $4\frac{1}{8}$ x5 $6\frac{1}{4}$
12x32	$1\frac{3}{8}$	2.15	18	1 $4\frac{1}{8}$ x5 $10\frac{1}{4}$
11x20	$1\frac{3}{8}$	1.60	$13\frac{1}{2}$	1 $6\frac{1}{8}$ x3 $10\frac{1}{4}$
11x21	$1\frac{3}{8}$	1.70	15	1 $6\frac{1}{8}$ x1 $6\frac{1}{4}$
11x26	$1\frac{3}{8}$	1.80	$15\frac{1}{2}$	1 $6\frac{1}{8}$ x1 $10\frac{1}{4}$
11x28	$1\frac{3}{8}$	2.00	$16\frac{1}{2}$	1 $6\frac{1}{8}$ x5 $2\frac{1}{4}$
11x30	$1\frac{3}{8}$	2.15	18	1 $6\frac{1}{8}$ x5 $6\frac{1}{4}$
11x32	$1\frac{3}{8}$	2.30	$19\frac{1}{2}$	1 $6\frac{1}{8}$ x5 $10\frac{1}{4}$
16x20	$1\frac{3}{8}$	1.70	11	1 $8\frac{1}{8}$ x3 $10\frac{1}{4}$
16x24	$1\frac{3}{8}$	1.80	$15\frac{1}{2}$	1 $8\frac{1}{8}$ x4 $6\frac{1}{4}$
16x26	$1\frac{3}{8}$	2.00	$16\frac{1}{2}$	1 $8\frac{1}{8}$ x4 $10\frac{1}{4}$
16x28	$1\frac{3}{8}$	2.10	18	1 $8\frac{1}{8}$ x5 $2\frac{1}{4}$
16x30	$1\frac{3}{8}$	2.25	$19\frac{1}{2}$	1 $8\frac{1}{8}$ x5 $6\frac{1}{4}$
16x32	$1\frac{3}{8}$	2.40	21	1 $8\frac{1}{8}$ x5 $10\frac{1}{4}$
18x20	$1\frac{3}{8}$	1.75	15	1 $10\frac{1}{8}$ x3 $10\frac{1}{4}$
18x24	$1\frac{3}{8}$	2.10	$16\frac{1}{2}$	1 $10\frac{1}{8}$ x4 $6\frac{1}{4}$
18x26	$1\frac{3}{8}$	2.20	18	1 $10\frac{1}{8}$ x4 $10\frac{1}{4}$
18x28	$1\frac{3}{8}$	2.35	$19\frac{1}{2}$	1 $10\frac{1}{8}$ x5 $2\frac{1}{4}$
18x30	$1\frac{3}{8}$	2.45	21	1 $10\frac{1}{8}$ x5 $6\frac{1}{4}$
18x32	$1\frac{3}{8}$	2.60	$22\frac{1}{2}$	1 $10\frac{1}{8}$ x5 $10\frac{1}{4}$
20x20	$1\frac{3}{8}$	1.90	$15\frac{1}{2}$	2 $0\frac{1}{8}$ x3 $10\frac{1}{4}$
20x22	$1\frac{3}{8}$	2.10	17	2 $0\frac{1}{8}$ x4 $2\frac{1}{4}$
20x24	$1\frac{3}{8}$	2.25	18	2 $0\frac{1}{8}$ x4 $6\frac{1}{4}$
20x26	$1\frac{3}{8}$	2.35	$19\frac{1}{2}$	2 $0\frac{1}{8}$ x4 $10\frac{1}{4}$
20x28	$1\frac{3}{8}$	2.45	21	2 $0\frac{1}{8}$ x5 $2\frac{1}{4}$
20x30	$1\frac{3}{8}$	2.60	$22\frac{1}{2}$	2 $0\frac{1}{8}$ x5 $6\frac{1}{4}$

(Continued)



CUSHING BROS. LIMITED

TWO-LIGHT WINDOWS

(Continued)

Size of Glass	Thickness	Price Glazed	Weight	Size of Window
in.	in.	16 oz. Glass	lbs.	ft. in. ft. in.
22x24	1 3/8	\$2.10	19 1/2	2 2 1/8 x 1 6 1/4
22x26	1 3/8	2.50	21	2 2 1/8 x 1 10 1/4
22x28	1 3/8	2.60	22 1/2	2 2 1/8 x 5 2 1/4
22x30	1 3/8	2.85	24	2 2 1/8 x 5 6 1/4
22x32	1 3/8	3.00	25 1/2	2 2 1/8 x 5 10 1/4
24x24	1 3/8	2.50	20	2 4 1/8 x 1 6 1/4
24x26	1 3/8	2.65	21 1/2	2 4 1/8 x 1 10 1/4
24x28	1 3/8	2.90	23	2 4 1/8 x 5 2 1/4
24x30	1 3/8	3.10	24 1/2	2 4 1/8 x 5 6 1/4
24x32	1 3/8	3.25	26	2 4 1/8 x 5 10 1/4
24x34	1 3/8	3.35	27 1/2	2 4 1/8 x 6 2 1/4
24x36	1 3/8	3.45	29	2 4 1/8 x 6 6 1/4
26x26	1 3/8	2.90	23	2 6 1/8 x 1 10 1/4
26x28	1 3/8	3.00	24 1/2	2 6 1/8 x 5 2 1/4
26x30	1 3/8	3.20	26	2 6 1/8 x 5 6 1/4
26x32	1 3/8	3.40	27 1/2	2 6 1/8 x 5 10 1/4
26x34	1 3/8	3.60	29	2 6 1/8 x 6 2 1/4
26x36	1 3/8	3.90	30 1/2	2 6 1/8 x 6 6 1/4
Size of Glass	Thickness	Price Glazed	Weight	Size of Window
in.	in.	21 oz. Glass	lbs.	ft. in. ft. in.
28x28	1 3/8	4.10	26	2 8 1/8 x 5 2 1/4
28x30	1 3/8	4.30	27 1/2	2 8 1/8 x 5 6 1/4
28x32	1 3/8	4.55	29	2 8 1/8 x 5 10 1/4
28x34	1 3/8	4.85	30 1/2	2 8 1/8 x 6 2 1/4
28x36	1 3/8	5.10	32	2 8 1/8 x 6 6 1/4
30x30	1 3/8	4.50	29	2 10 1/8 x 5 6 1/4
30x32	1 3/8	4.90	30 1/2	2 10 1/8 x 5 10 1/4
30x34	1 3/8	5.10	32	2 10 1/8 x 6 2 1/4
30x36	1 3/8	5.45	33 1/2	2 10 1/8 x 6 6 1/4

For windows 1 3/4 inches thick add 15 per cent. to list price of 1 3/8. Sizes 28 in. and over are glazed D.D. glass.

For double strength glass add 50 per cent. to list price. Sizes not listed, extra price.

Add 10 per cent. for back puttying.

Federal Elastic Cement will stop the leaks. We stock it.

ONE-LIGHT TRANSOMS


1 3/8 INCH THICK
Twelve Sash in a Bundle



Size of Glass		Thick-ness	Price Glazed	Size of Sash			
in.		in.		ft.	in.	ft.	in.
26	x 8	1 3/8	\$.95	2	6 1/8	x 1	0 1/8
26	x 10	1 3/8	1.00	2	6 1/8	x 1	2 1/8
26	x 12	1 3/8	1.05	2	6 1/8	x 1	1 1/8
28	x 8	1 3/8	1.05	2	8 1/8	x 1	0 1/8
28	x 10	1 3/8	1.05	2	8 1/8	x 1	2 1/8
28	x 12	1 3/8	1.10	2	8 1/8	x 1	4 1/8
28	x 11	1 3/8	1.15	2	8 1/8	x 1	6 1/8
30	x 8	1 3/8	1.10	2	10 1/8	x 1	0 1/8
30	x 10	1 3/8	1.10	2	10 1/8	x 1	2 1/8
30	x 12	1 3/8	1.20	2	10 1/8	x 1	1 1/8
30	x 11	1 3/8	1.25	2	10 1/8	x 1	6 1/8
32	x 10	1 3/8	1.30	3	0 1/8	x 1	2 1/8
32	x 12	1 3/8	1.35	3	0 1/8	x 1	4 1/8
32	x 11	1 3/8	1.40	3	0 1/8	x 1	6 1/8
32	x 16	1 3/8	1.45	3	0 1/8	x 1	2 1/8

For Transoms glazed double strength, add 50 per cent. to above prices.

For Transoms 1 3/4 inches thick, add 20 per cent. to price of 1 3/8 inch sash.



FOUR-LIGHT CELLAR OR BARN SASH

1 3/8 INCH THICK
Twelve Sash in a Bundle 3-in. Bottom Rail

Size of Glass		Thick-ness	Price Glazed	Size of Sash			
in.		in.		ft.	in.	ft.	in.
6	x 8	1 3/8	\$.90	1	4 5/8	x 1	9 3/4
8	x 8	1 3/8	1.00	1	8 5/8	x 1	9 3/4
8	x 10	1 3/8	1.00	1	8 5/8	x 2	1 3/4
10	x 10	1 3/8	1.15	2	0 5/8	x 2	1 3/4
10	x 12	1 3/8	1.15	2	0 5/8	x 2	5 3/4
12	x 12	1 3/8	1.60	2	4 5/8	x 2	5 3/4

**XLCR
BRAND**

CUSHING BROS. LIMITED



ONE LIGHT SASH

1 3/8 INCH THICK

3-in. Bottom Rail Twelve Sash in a Bundle

Size of Glass		Thick-ness	Price Glazed	Size of Sash			
in.		in.		ft.	in.	ft.	in.
10	x 12	1 3/8	\$.80	1	2 1/8	x 1	5 1/8
12	x 11	1 3/8	.95	1	1 1/8	x 1	7 1/8

TWO-LIGHT CELLAR SASH

1 3/8 INCH THICK

2-in. Bottom Rail Twelve Sash in a Bundle



Size of Glass		Thick-ness	Price Glazed	Size of Sash			
in.		in.		ft.	in.	ft.	in.
8	x 10	1 3/8	\$.85	1	8 5/8	x 1	2
10	x 12	1 3/8	.90	2	0 5/8	x 1	4
10	x 11	1 3/8	.95	2	0 5/8	x 1	6
11	x 20	1 3/8	1.50	2	8 5/8	x 2	0



THREE-LIGHT CELLAR SASH

1 3/8 INCH THICK

2-in. Bottom Rail Twelve Sash in a Bundle

Size of Glass		Thick-ness	Price Glazed	Size of Sash			
in.		in.		ft.	in.	ft.	in.
7	x 9	1 3/8	\$.85	2	2 1/4	x 1	1
8	x 10	1 3/8	1.00	2	5 1/4	x 1	2
10	x 12	1 3/8	1.15	2	11 1/4	x 1	4
10	x 11	1 3/8	1.20	2	11 1/4	x 1	6
10	x 18	1 3/8	1.70	2	11 1/4	x 1	10

BARN TRANSOMS

1 3/8 INCH THICK




Size of Glass		Thick-ness	Price Glazed	Size of Sash			
in.		in.		ft.	in.	ft.	in.
7	x 9	1 3/8	\$2.80	5	11 1/2	x 1	1 1/8
8	x 10	1 3/8	3.00	6	8 1/2	x 1	2 1/8
10	x 12	1 3/8	3.25	8	2 1/2	x 1	4 1/8

STORM SASH



Two-Light

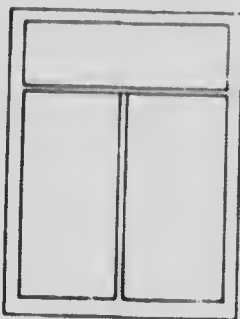


Four-Light

Add 20c to list of Windows same size.

All our storm sash are made $\frac{1}{2}$ inch longer than Windows of corresponding size.


Storm Sash for two-light windows with mass 23 inches and wider are divided into four lights.



Three-Light

Size		Thick- ness	Price Glazed U.S.
ft.	in.	in.	
3	1 $\frac{1}{8}$ x 5	1	\$6.10
3	6 $\frac{1}{8}$ x 5	3	6.65
3	8 $\frac{1}{8}$ x 5	3	6.85
3	10 $\frac{1}{8}$ x 5	7	7.95
3	10 $\frac{1}{8}$ x 5	11	8.35
1	0 $\frac{1}{8}$ x 5	7	8.00

Size		Thick- ness	Price, Glazed U.S.
ft.	in.	in.	
3	1 $\frac{1}{8}$ x 5	1	\$5.10
3	6 $\frac{1}{8}$ x 5	3	5.75
3	8 $\frac{1}{8}$ x 5	3	6.10
3	10 $\frac{1}{8}$ x 5	7	6.60
3	10 $\frac{1}{8}$ x 5	11	6.70
4	0 $\frac{1}{8}$ x 5	7	6.90



Six-Light

All Storm Sash are made with slat vents unless otherwise specified.

For sliding ventilator add 75c net.

**XLCR
BRAND**

CUSHING BROS LIMITED



SIX-LIGHT SASH

1 3/8 INCH THICK

Twelve Sash in a Bundle

Size of Glass	Thick-ness	Price Glazed	Size of Sash
8x10	1 3/8	\$1.35	2 5x2 11 1/2
10x12	1 3/8	1.65	2 11x2 5 1/2

NINE LIGHT SASH

1 3/8 INCH THICK

Twelve Sash in a Bundle

Size of Glass	Thick-ness	Price Glazed	Size of Sash
7 x 9	1 3/8	\$1.70	2 2x2 8 1/2
8x10	1 3/8	1.80	2 5x2 11 1/2
10x12	1 3/8	2.20	2 11x3 6 1/4



ONE-LIGHT ATTIC SASH

1 3/8 INCH THICK

Twelve Sash in a Bundle


Size of Glass	Thick-ness	Price Glazed	Size of Sash
20 x 20	1 3/8	\$1.50	24 x 25
20 x 21	1 3/8	1.70	24 x 29
22 x 26	1 3/8	1.90	26 x 31
24 x 24	1 3/8	1.90	28 x 29
24 x 26	1 3/8	1.95	26 x 31
24 x 28	1 3/8	2.00	28 x 33
24 x 30	1 3/8	2.15	28 x 35

Ask for our prices on Church Windows and Cathedral Glass.

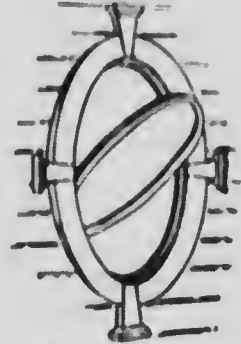
GABLE SASH AND FRAMES



Sash No. 180
Frame No. 180½



Sash No. 181
Frame No. 181½




Sash No. 183
Frame No. 183½

No.	Size	Price	No.	Price
180	1-8 X 2-8.....	\$1.50	180½\$6.00
181	1-8 X 2-8.....	9.00	181½ 8.00
183	1-8 X 2-8.....	1.50	183½ 9.00

HOT BED SASH

1½ INCH THICK

**Cultivate
Flowers**



**and Early
Vegetables**

Made for 6 and 7 inch glass. For ordinary sizes, that is, from 15 to 50 square feet, the price is 30 cents per square foot.


For Hot Bed Sash over 30 square feet, 35 cents per square foot.

Bank and Office Fittings manufactured to detail.


**XLCR
BRAND**

CUSHING BROS. LIMITED


QUEEN ANNE WINDOWS



No. 143



No. 140




No. 142

We illustrate only a few patterns of Queen Anne Windows, but can make at short notice any pattern required, insuring a first class job in every respect.


As the prices largely depend on the quantity and size of the windows, we do not list them. Prices on application.

Federal Elastic Cement will stop the leaks. We stock it.


QUEEN ANNE TRANSOMS AND SASH




No. 150




No. 157



No. 161



No. 153



No. 154

We illustrate only a few patterns of Queen Anne Transoms and Sash, but can make at short notice any pattern required, insuring a first class job in every respect.

As the prices largely depend on the quantity and size, we do not list them. Prices on application.

Ask for Excelsior Building Paper and Roofing.

XLCR
BRAND

CUSHING BROS. LIMITED



INTERIOR VIEW OF ART GLASS, SILVERING AND BEVELLING DEPARTMENT NO. 1.



INTERIOR VIEW OF ART GLASS, SILVERING AND BEVELLING DEPARTMENT NO. 2



CUSHING BROS. LIMITED

HALL SASH, STYLE NO. 1

Coppered Lights



Glass Size	Price
30x16	\$12.00
32x16	18.80
34x16	13.60
36x16	14.40
30x18	12.90
32x18	13.70
34x18	15.00
36x18	19.00

HALL SASH, STYLE NO. 2

Coppered Lights



Glass Size	Price
30x16	\$11.00
32x16	11.80
34x16	12.60
36x16	13.40
30x18	11.90
32x18	12.70
34x18	14.00
36x18	18.00

The popularity of our manufacture of Art Glass Windows is significant. A reference to the above illustrations and to Pages 16 and 17 will explain why Excelsior quality art glass is specified by those who appreciate intrinsic value and correct artistic appearance.

Beaver Board is constantly in demand. We can supply it.

HALL SASH

Coppered Lights



Style No. 3

Glass Size	Sash Size	Price
24 x 24	28 x 29	\$13.20
24 x 28	28 x 33	15.00
24 x 30	28 x 35	16.25

HALL SASH

Coppered Lights

Style No. 4




Glass Size	Sash Size	Price
24 x 24	28 x 29	\$15.50
24 x 28	28 x 33	17.90
24 x 30	28 x 35	19.00

HALL SASH

Coppered Lights

Style No. 5




Glass Size	Sash Size	Price
24 x 24	28 x 29	\$14.00
24 x 28	28 x 33	15.80
24 x 30	28 x 35	17.00



CUSHING BROS. LIMITED

XLCR ORIEL WINDOWS



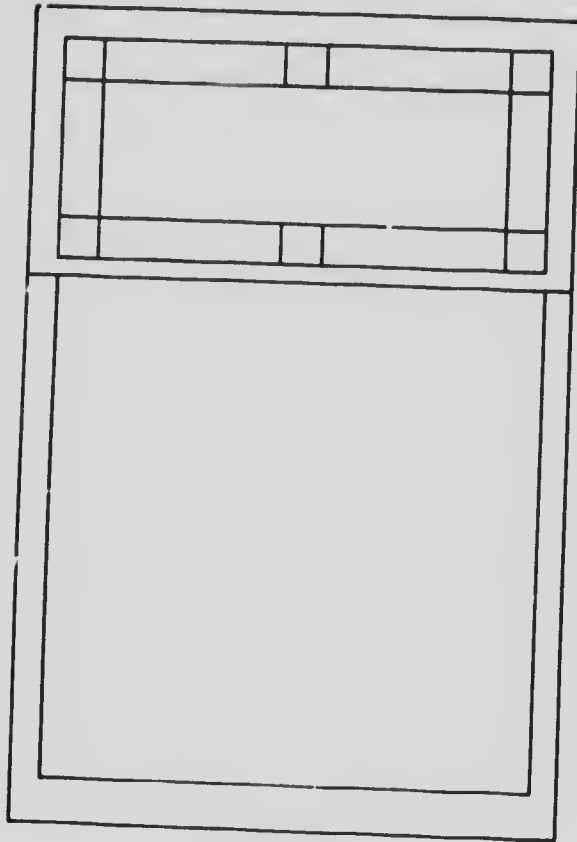
No. 104

Sash in all windows primed in best linseed oil. Glazed with best quality double strength clear glass, unless otherwise specified. Securely packed for shipping. Transoms made $1\frac{3}{8}$ inches thick unless ordered otherwise.

Size of Opening					Size of Bottom Light	Size of Top Light	Top Light Class, Clear U.S. Glazed
ft.	in.	ft.	in.	in.	in.	in.	
3	4 x 5	0,	$1\frac{3}{4}$		36 x 38	36 x 16	\$ 8.50
3	6 x 5	2,	$1\frac{3}{4}$		38 x 40	38 x 16	9.15
3	8 x 5	2,	$1\frac{3}{4}$		40 x 40	40 x 16	9.60
3	10 x 5	6,	$1\frac{3}{4}$		42 x 44	42 x 16	10.60
3	10 x 5	10,	$1\frac{3}{4}$		42 x 48	42 x 16	11.35
4	0 x 5	6,	$1\frac{3}{4}$		44 x 44	44 x 16	11.45



XLCR ORIEL WINDOWS



No. 100

Top light of this window has colored margin and white or colored centre. Bottom glazed clear double strength. An old pattern always in style. Transoms made $1\frac{3}{8}$ inches thick unless ordered otherwise.

Size of Opening					Size of Bottom Light	Size of Top Light	Price
ft.	in.	ft.	in.	in.	in.	in.	
3	4 x 5	0,	$1\frac{3}{4}$		36 x 38	36 x 16	\$ 9.65
3	6 x 5	2,	$1\frac{3}{4}$		38 x 40	38 x 16	10.40
3	8 x 5	2,	$1\frac{3}{4}$		40 x 40	40 x 16	11.00
3	10 x 5	6,	$1\frac{3}{4}$		42 x 44	42 x 16	12.00
3	10 x 5	10,	$1\frac{3}{4}$		42 x 48	42 x 16	12.75
4	0 x 5	6,	$1\frac{3}{4}$		44 x 44	44 x 16	12.95

Glazed
other-
windows


Light
clear
glazed

50
15
60
60
35
45



CUSHING BROS. LIMITED

XLCR ORIEL WINDOWS



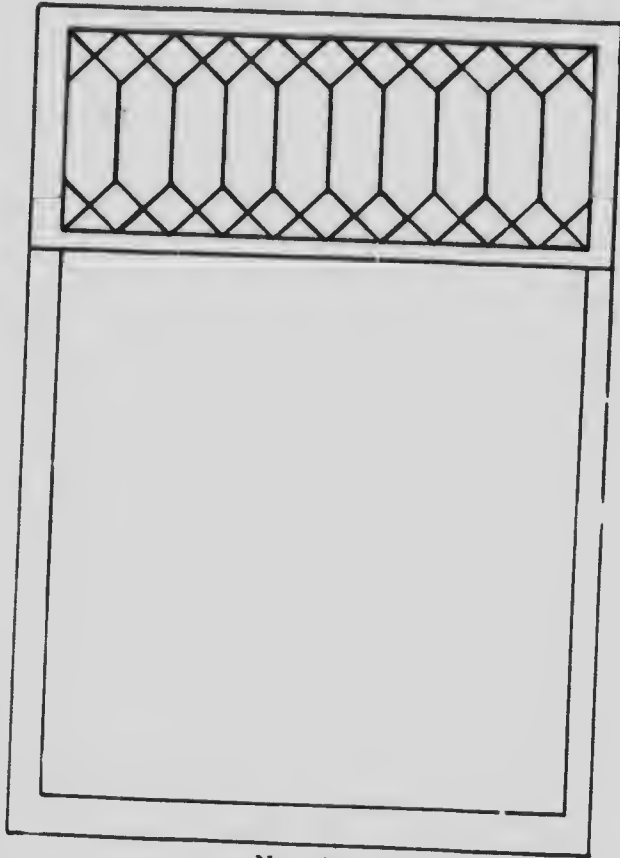
No. 101

The top light of this window comes in assorted colors artistically arranged. Bottom light glazed clear double strength glass, best quality. Transoms made 1 3/8 in. thick unless ordered otherwise.

Size of Opening					Size of Bottom Light		Size of Top Light		Top Light Glazed Colored Glass Artistically Arranged
ft.	in.	ft.	in.	in.	in.		in.		
3	4 x 5	0,	1 3/4		36 x 38		36 x 16		\$11.40
3	6 x 5	2,	1 3/4		38 x 40		38 x 16		12.30
3	8 x 5	2,	1 3/4		40 x 40		40 x 16		13.00
3	10 x 5	6,	1 3/4		42 x 44		42 x 16		14.05
3	10 x 5	10,	1 3/4		42 x 48		42 x 16		14.80
4	0 x 5	6,	1 3/4		41 x 44		41 x 16		15.20



XLCR ORIEL WINDOWS



No. 105

This window is one of our deservedly popular designs. The transom light is glazed first quality clear double thick glass, set in lead bars. Bottom light glazed with best double strength glass. Embodying, as it does, many of the features of the more elaborate designs, it is at the same time quite inexpensive. Transoms made $1\frac{3}{8}$ in. thick unless ordered otherwise.

Size of Opening			Size of Bottom Light	Size of Top Light	Leaded Transom	
ft.	in.	ft. in.	in.	in.		
3	4 x 5	0,	$1\frac{3}{4}$	36 x 38	36 x 16	\$19.30
3	6 x 5	2,	$1\frac{3}{4}$	38 x 40	38 x 16	11.05
3	8 x 5	2,	$1\frac{3}{4}$	40 x 40	40 x 16	11.65
3	10 x 5	6,	$1\frac{3}{4}$	42 x 41	42 x 16	12.65
3	10 x 5	10,	$1\frac{3}{4}$	42 x 48	42 x 16	13.40
4	0 x 5	6,	$1\frac{3}{4}$	44 x 44	44 x 16	13.70

**XLOR
BRAND**

CUSHING BROS LIMITED

XLOR ORIEL WINDOWS



No. 709

Top light glazed with British polished bevel plate glass set in copper plated bars. This is the most excellent window shown in our catalogue and one that gives added distinction to the better class of homes. Transoms made $1\frac{3}{8}$ in. thick unless ordered otherwise.

Size of opening					Size of Bottom Light	Size of Top Light	British Bevel Plate Set In Copper Bars
ft.	in.	ft.	in.	in.	in.	in.	
3	4 x 5	0		$1\frac{3}{4}$	36 x 38	36 x 16	\$21.10
3	6 x 5	2		$1\frac{3}{4}$	38 x 40	38 x 16	22.30
3	8 x 5	2		$1\frac{3}{4}$	40 x 40	40 x 16	23.80
3	10 x 5	6		$1\frac{3}{4}$	42 x 44	42 x 16	25.25
3	10 x 5	10		$1\frac{3}{4}$	42 x 48	42 x 16	26.00
4	0 x 5	6		$1\frac{3}{4}$	44 x 44	44 x 16	27.20

XLCR ORIEL ART WINDOWS



No. 370

This is a strikingly beautiful design and one that will please the most exacting. It is one of our late productions and already deservedly popular. Transoms made 1/8 in. thick unless ordered otherwise.

Size of Window					Size of Bottom Light	Size of Top Light	Leaded Art Nouveau as Per Cut
ft.	in.	ft.	in.	in.	in.	in.	
3	4	5	0	1 3/4	36 x 38	36 x 16	\$11.50
3	6	5	2	1 3/4	38 x 40	38 x 16	12.35
3	8	5	2	1 3/4	40 x 42	40 x 16	13.05
3	10	5	6	1 3/4	42 x 44	42 x 16	14.20
3	10	5	10	1 3/4	42 x 48	42 x 16	14.95
4	0	5	6	1 3/4	44 x 44	44 x 16	15.35



CUSHING BROS. LIMITED

XLCR ORIEL ART WINDOWS



No. 333

One of our new and original patterns. A handsome adornment for any home, and at prices which will make it a favorite. Transoms made 1/8 in. thick unless ordered otherwise.

Size of opening					Size of Bottom Light	Size of Top Light	Leaded Art Nouveau as Per Cut
ft	in.	ft	in.	in.	in.	in.	
3	4	5	0	13 1/4	36 x 38	36 x 16	\$12.00
3	6	5	2	13 1/4	38 x 40	38 x 16	12.50
3	8	5	2	13 1/4	40 x 40	40 x 16	13.25
3	10	5	6	13 1/4	42 x 44	42 x 16	14.00
3	10	5	10	13 1/4	42 x 48	42 x 16	14.50
4	0	5	6	13 1/4	44 x 44	44 x 16	15.00



XLCR ORIEL ART WINDOWS
LEADED NOUVEAU



No. 364

This window is in a class by itself, being one of our latest designs in Egyptian effects. The opalescent art glass from which it is made is artistically arranged and gives a striking and distinctive appearance. Transoms made 1/8 in. thick unless ordered otherwise.

Size of opening			Size of Bottom Light		Size of Top Light		Hazed Leaded Art Nouveau as Per Cut
ft.	in.	ft. in.	in.		in.		
3	1 x 5	0	13 1/4	36 x 38	36 x 16	\$14.50	
3	6 x 5	2	13 1/4	38 x 40	38 x 16	15.25	
3	8 x 5	2	13 1/4	40 x 40	40 x 16	16.25	
3	10 x 5	6	13 1/4	42 x 44	42 x 16	17.25	
3	10 x 5	10	13 1/4	42 x 48	42 x 16	17.50	
4	0 x 5	6	13 1/4	44 x 44	44 x 16	18.25	

XLCR
BRAND

CUSHING BROS. LIMITED

XLCR ORIEL ART WINDOWS
LEADED NOUVEAU



No. 366

One of our new patterns, and a winner. The colorings are excellently blended, giving a very rich effect. The workmanship, as in all our windows, is unexcelled. Transoms made $4\frac{3}{8}$ in. thick unless ordered otherwise.

Size of Opening			Size of Bottom Light		Size of Top Light		Glazed Leaded Art Nouveau as Per Cut
ft.	in.	ft. in.	in.		in.		
3	4 x 5	0,	13 $\frac{1}{4}$	36 x 38	36 x 16		\$14.50
3	6 x 5	2,	13 $\frac{1}{4}$	38 x 40	38 x 16		15.25
3	8 x 5	2,	13 $\frac{1}{4}$	40 x 40	40 x 16		16.25
3	10 x 5	6,	13 $\frac{1}{4}$	42 x 44	42 x 16		17.25
3	10 x 5	10,	13 $\frac{1}{4}$	42 x 48	42 x 16		17.50
4	0 x 5	6,	13 $\frac{1}{4}$	44 x 44	44 x 16		18.25

CUSHING BROS LIMITED

XLCR
BRAND

XLCR ORIEL ART WINDOWS
LEADED NOUVEAU



No. 331

The tone and refinement in this simple pattern reflects good taste. As in other designs of our manufacture, masterful construction and quality are dominant features. Transoms made $1\frac{3}{8}$ in. thick unless ordered otherwise.

Size of Opening					Size of Bottom Light	Size of Top Light	Art Nouveau Glass in Leaded Bars, as Cut
ft.	in.	ft.	in.	in.	in.	in.	
3	4	5	0	$1\frac{3}{4}$	36 x 38	36 x 16	\$11.75
3	6	5	2	$1\frac{3}{4}$	38 x 40	38 x 16	12.50
3	8	5	2	$1\frac{3}{4}$	40 x 40	40 x 16	13.25
3	10	5	6	$1\frac{3}{4}$	42 x 44	42 x 16	14.40
3	10	5	10	$1\frac{3}{4}$	42 x 48	42 x 16	15.15
4	0	5	6	$1\frac{3}{4}$	44 x 44	44 x 16	15.55



CUSHING BROS. LIMITED

XLCR ORIEL ART WINDOWS
LEADED NOUVEAU



No. 365

This window possesses a dignified simplicity that is strongly appealing. Its quiet style and soft rich colorings are suggestive of good taste and refinement—a desirable acquisition to any home. Transoms made $1\frac{3}{8}$ in. thick unless ordered otherwise.

Size of Opening			Size of Bottom Light	Size of Top Light	Leaded Art Nouveau as Per Cut	
ft.	in.	ft. in.	in.	in.		
3	4 x 5	0,	$1\frac{3}{4}$	36 x 38	36 x 16	\$14.50
3	6 x 5	2,	$1\frac{3}{4}$	38 x 40	38 x 16	15.25
3	8 x 5	2,	$1\frac{3}{4}$	40 x 40	40 x 16	16.25
3	10 x 5	6,	$1\frac{3}{4}$	42 x 44	42 x 16	17.25
3	10 x 5	10,	$1\frac{3}{4}$	42 x 48	42 x 16	17.50
4	0 x 5	6,	$1\frac{3}{4}$	44 x 44	44 x 16	18.25

CUSHING BROS. LIMITED



XLCR ART GLASS WINDOWS
LEADED NOUVEAU



No. 300

This beautifully executed design finds favor among a host of discriminating purchasers. It is elegant in its appointments and possesses unquestioned merit. Transoms made $1\frac{3}{8}$ in. thick unless ordered otherwise.

Size of Opening					Size of Bottom Light	Size of Top Light	Leaded Art Nouveau as Per Cut
ft.	in.	ft.	in.	in.	in.	in.	
3	4 x 5	0		$1\frac{3}{4}$	36 x 38	36 x 16	\$16.75
3	6 x 5	2		$1\frac{3}{4}$	38 x 40	38 x 16	17.50
3	8 x 5	2		$1\frac{3}{4}$	40 x 40	40 x 16	19.25
3	10 x 5	6		$1\frac{3}{4}$	42 x 44	42 x 16	20.00
3	10 x 5	10		$1\frac{3}{4}$	42 x 48	42 x 16	20.50
4	0 x 5	6		$1\frac{3}{4}$	44 x 44	44 x 16	21.25

**XLCR
BRAND**

CUSHING BROS. LIMITED

**XLCR ART GLASS WINDOWS
LEADED NOUVEAU**



No. 332

There is a wealth of beauty in this design. The colorings are strikingly effective and strongly proclaim individuality. It is a masterpiece of the glassmaker's art. Transoms made $1\frac{3}{8}$ in. thick unless ordered otherwise.

Size of Opening					Size of Bottom Light	Size of Top Light	Art Nouveau as Per Cut
ft.	in.	ft.	in.	in.	in.	in.	
3	4 x 5	0.		$1\frac{3}{4}$	36 x 38	36 x 16	\$16.75
3	6 x 5	2.		$1\frac{3}{4}$	38 x 40	38 x 16	17.50
3	8 x 5	2.		$1\frac{3}{4}$	40 x 40	40 x 16	19.25
3	10 x 5	6.		$1\frac{3}{4}$	42 x 44	42 x 16	20.00
3	10 x 5	10.		$1\frac{3}{4}$	42 x 48	42 x 16	20.50
4	0 x 5	6.		$1\frac{3}{4}$	44 x 44	44 x 16	21.25

CARE OF VENEERED DOORS

Veneered Doors being made of thoroughly kiln-dried material will, if exposed to the weather, absorb any moisture in the atmosphere, as doors are shipped as a rule in the white. If shipped local freight, we cover the doors with paper and crate them (see note on page 31). This is sufficient to protect them under ordinary conditions until they reach destination. If, before you take delivery of the doors, you find that they have been damaged by exposure or rough handling, have your local freight agent make notation of such damage on the expense bill, which you will require in order to secure claim from railway.

When taken from crate, a coat of filler or stain should be applied at once. Oak, which is a porous wood, should have a coat of filler, but birch should be given a coat of shellac unless it is to be stained, in which case apply stain first.


Do not put veneered doors in building until the walls and plaster are thoroughly dry.

Veneered doors as outside doors will last for years if they have been properly treated by the finisher, but should further be protected by porch or verandah. The top and bottom should be painted with at least one coat of thick paint.

XLCR
BRAND

CUSHING BROS. LIMITED

Construction of Our XLCR Five-Ply Perfect Frame Veneer Doors



A section cut of our Slab Door
Showing dovetail joints, double veneers and
hardwood edgestrips

Crating Veneered Doors


Veneered Panel Doors, when shipped local freight, are wrapped with heavy paper and crated, three doors to a crate. This guards against damage in transit, and for which we charge per crate fifty cents.

We manufacture Mirrors from the best polished plate glass.



Perfect

XLCR VENEERED FRONT DOORS



No. 361. Bevel Plate

Illustrated in Plain Oak

	2'10" x 6'10" x 1 3/4"	3'0" x 7'0" x 1 3/4"
Quartered Oak	\$25.65	\$27.50
Plain Oak	22.20	24.05
Birch	20.30	22.15

For price of above door in Fir, see page 44.
Glazed Plain Plate deduct \$3.00 net.

ht. are
s to a
which

glass.

XLCR
BRAND

CUSHING BROS. LIMITED

XLCR VENEERED FRONT DOORS



No. 318. Bevel Plate

Illustrated in Plain Oak

	2'10" x 6'10" x 1 3/4"	3'0" x 7'0" x 1 3/4"
Quartered Oak	\$25.65	\$27.50
Plain Oak	22.20	24.05
Birch	20.30	22.15

For price of above door in Fir, see page 44.
Glazed Plain Plate, deduct \$3.00 net.

XLCR VENEERED FRONT DOORS



No. 363. Bevel Plate

Illustrated in Plain Oak

	2'10" x 6'10" x 1 3/4"	3'0" x 7'0" x 1 3/4"
Plain Oak	\$20.20	\$22.00
Birch	18.35	20.00

For price of above door in Fir, see page 44.
Glazed Plain Plate, deduct \$2.50 net.



CUSHING BROS LIMITED

XLCR VENEERED FRONT DOORS



No. 364. Bevel Plate

Illustrated in Plain Oak

	2'10" x 6'10" x 1 3/4"	3'0" x 7'0" x 1 3/4"
Plain Oak	\$21.55	\$26.05
Birch	22.45	23.80

For price of above door in Fir, see page 44.

Glazed Plain Plate, deduct \$2.50 net.



DOORS

XLCR VENEERED FRONT DOORS



No. 362. Bevel Plate

Illustrated in Birch

3'0" x 7'0"
x 1 3/4"
\$26.05
23.80

	2'10" x 6'10" x 1 3/4"	3'0" x 7'0" x 1 3/4"
Plain Oak	\$26.50	\$27.50
Birch	24.25	25.35

For price of above door in Fir, see page 44.
Glazed Plain Plate, deduct \$3.00 net.

XLCR
87246

XLCR VENEERED FRONT DOORS




No. 235
 Illustrated in Fir

	2'10" x 6'10" x 1 3/4"	3'0" x 7'0" x 1 3/4"
Quartered Oak	\$20.10	\$20.35
Plain Oak	19.70	19.95
Birch	19.50	19.75

For price of above door in Fir, see page 44

DOORS

**XLCR VENEERED
CRAFTSMAN DOORS**



CRAFTSMAN F. Art Copper
Illustrated in Birch

x 7'0"
1 3/4"

0.35
0.95
0.75

2'10" x 6'10"
x 1 3/4"

3'0" x 7'0"
x 1 3/4"

Plain Oak	\$17.15	\$18.50
Birch	15.85	16.70

For price of above door in Fir, see page 41.
Glazed Plain Plate, deduct \$2.00 net.



CUSHING BROS. LIMITED

**XLCR VENEERED
CRAFTSMAN DOORS**



CRAFTSMAN C. Bevel Plates
Illustrated in Birch

	2'10" x 6'10" x 1 3/4"	3'0" x 7'0" x 1 3/4"
Plain Oak	\$21.10	\$22.15
Birch	19.50	20.60

For price of above door in Fir, see page 44.
Glazed Plain Plate, deduct \$2.00 net.



**XLCR VENEERED
CRAFTSMAN DOORS**



CRAFTSMAN A. Bevel Plates
Illustrated in Birch

	2'10" x 6'10" x 1 3/4"	3'0" x 7'0" x 1 3/4"
Plain Oak	\$21.10	\$22.15
Birch	19.50	20.60

For price of above door in Fir, see page 44
Glazed Plain Plate, deduct \$2.00 net.



CUSHING BROS. LIMITED

PRICE LIST

for

XLCR FIR DOORS

Illustrated on foregoing pages.

Page	No.	2 10 x 1 3/4	3 0 x 1 3/4
35	361		
36	318	\$30.75	\$33.50
37	363	30.75	33.50
38	364	23.00	25.15
39	362	30.00	33.00
40	235	33.50	36.50
41	Craftsman F.	23.00	23.50
42	Craftsman C.	16.55	18.20
43	Craftsman A.	22.25	22.80
		22.25	22.80

The above prices include Bevel Plate Glass.
For price on Plain Plate, see pages referred to above.

The popular "Beaver" Brand of Maple and Oak Flooring
carried in stock.

D

CUSHING BROS. LIMITED



XLCR VENEERED DOORS



No. 366. Illustrated in Birch

0 x 1 3/4
 3.50
 3.50
 5.15
 3.00
 6.50
 3.50
 3.20
 2.80
 2.80

ve.

					Plain Oak	Birch
ft.	in.	ft.	in.	in.		
2	0	x 6	0,	1 3/8	\$ 6.35	\$ 5.05
2	6	x 6	6,	1 3/8	7.15	5.65
2	8	x 6	8,	1 3/8	7.35	5.80
2	10	x 6	10,	1 3/8	8.70	6.75
2	8	x 6	8,	1 3/4	8.30	6.75
2	10	x 6	10,	1 3/4	9.65	7.75
3	0	x 7	0,	1 3/4	10.20	8.15


Our veneered doors have been tested and found to be equal to any veneered doors made.

ing

**XLCR
BRAND**

CUSHING BROS. LIMITED

XLCR FRONT DOORS



No. 713. Fir or Cedar

					D.D. Glass	Fancy Glass	Art Noveau No. 8	Art Noveau as Per Cu
2	8	x	6	8	\$ 9.35	\$ 9.85	\$10.15	\$18.75
2	10	x	6	10	9.70	10.20	10.60	19.25
2	8	x	6	8	10.75	11.25	11.55	20.25
2	10	x	6	10	11.10	11.60	12.00	20.50
3	0	x	7	0	11.85	12.35	12.75	21.75

ED

CUSHING BROS LIMITED

XLCR
BRAND

XLCR FRONT DOORS



No. 714. Fir or Cedar

Art
Noveau
s Per Cut

\$18.75
19.25
20.25
20.50
21.75

					Plain Plate	Bevel Plate	Sand Blast as Per Cut
ft.	ln.	ft.	ln.	ln.			
2	8	6	8,	13/8	\$11.50	\$16.75	\$10.15
2	10	6	10,	13/8	14.75	17.25	10.60
2	8	6	8,	13/4	15.75	18.25	11.55
2	10	6	10,	13/4	16.00	18.50	12.00
3	0	x 7	0,	13/4	17.00	19.25	12.75

**XLCR
BRAND**

CUSHING BROS. LIMITED

XLCR FRONT DOORS



No. 715. Fir

Size			Plain Double Strength	Fancy Glass	Plain Plate	Bevel Plate
2	8 x 6	8, 13/8	\$ 8.85	\$ 9.35	\$12.15	\$14.25
2	10 x 6	10, 13/8	9.60	10.10	13.90	16.20
2	8 x 6	8, 13/4	10.90	11.40	14.20	16.30
2	10 x 6	10, 13/4	12.10	12.60	16.40	18.70
3	0 x 7	0, 13/4	12.70	13.20	18.20	20.60

ED

CUSHING BROS LIMITED

XLOR
BRAND

XLOR FRONT DOORS



No. 716. Fir

Bevel
Plate

\$14.25
16.20
16.30
18.70
20.60

Size					Colored Glass	Sand Blast as Cut	Plain Plate	Bevel Plate
ft.	in.	ft.	in.	in.				
2	8 x 6	8		1 $\frac{3}{8}$	\$ 9.35	\$ 9.85	\$12.15	\$14.25
2	10 x 6	10		1 $\frac{3}{8}$	10.10	10.60	13.90	16.20
2	8 x 6	8		1 $\frac{3}{4}$	11.40	11.90	14.20	16.30
2	10 x 6	10		1 $\frac{3}{4}$	12.60	13.10	16.40	18.70
3	0 x 7	0		1 $\frac{3}{4}$	13.20	13.70	18.20	20.60



CUSHING BROS. LIMITED

XLCR FRONT DOORS



No. 717. Fir

Size				D.D. Glass	Fancy	Plain Plate	Bevel Plate
ft.	in.	ft.	in.				
2	8	x 6	8, 1 ³ / ₈	\$11.25	\$11.75	\$12.75	\$15.75
2	10	x 6	10, 1 ³ / ₈	12.20	12.70	14.00	17.80
2	8	x 6	8, 1 ³ / ₄	13.25	13.75	14.75	18.75
2	10	x 6	10, 1 ³ / ₄	14.50	15.00	16.30	20.50
3	0	x 7	0, 1 ³ / ₄	15.45	15.70	17.70	22.00

After a test of 31 years EXCELSIOR quality is still leading

ED

CUSHING BROS. LIMITED



XLCR FRONT DOORS



No. 718. Fir

Bevel
Plate

\$15.75
17.80
18.75
20.50
22.00

leading.

Size		Plain Double	Fancy Glass	Sand Blast as Cut	Copper Light	Art Noveau Light No. 713				
ft.	in.	ft.	in.	in.						
2	8	x	6	8,	1 3/8	\$ 7.75	\$ 8.50	\$ 8.80	\$14.75	\$18.75
2	10	x	6	10,	1 3/8	8.70	9.15	9.75	17.35	19.25
2	8	x	6	8,	1 3/4	10.10	10.85	11.15	16.85	20.25
2	10	x	6	10,	1 3/4	11.00	11.75	12.05	19.65	20.50
3	0	x	7	0,	1 3/4	11.70	12.45	12.75	20.45	21.75

**XLCR
BRAND**

CUSHING BROS. LIMITED

XLCR FRONT DOORS



No. 724. Fir or Cedar

Size					Plain Double Strength	Fancy Glass	Plain Plate	Bevel Plate	Moose Head
ft.	in.	ft.	in.	in.					
2	8 x 6	8		1 $\frac{3}{8}$	\$ 8.85	\$ 9.35	\$12.15	\$14.25	\$ 9.85
2	10 x 6	10		1 $\frac{3}{8}$	9.60	10.10	13.90	16.20	10.60
2	8 x 6	8		1 $\frac{3}{4}$	10.90	11.40	14.20	16.30	11.90
2	10 x 6	10		1 $\frac{3}{4}$	12.10	12.60	16.40	18.70	13.10
3	0 x 7	0		1 $\frac{3}{4}$	12.70	13.20	18.20	20.60	13.70

ED

CUSHING BROS. LIMITED



XLCR FRONT DOORS



No. 436. Fir

Moose
Head

9.85
10.60
11.90
13.10
13.70

Size				Plain Double Strength	Fancy Glass	Plain Plate	Bevel Plate
ft.	in.	ft.	in.				
2	5	6	8, 1 3/8	\$ 9.35	\$ 9.85	\$12.65	\$14.75
2	10	6	10, 1 3/8	10.10	10.60	14.40	16.70
2	8	6	8, 1 3/4	11.40	11.90	14.70	16.80
2	10	6	10, 1 3/4	12.60	13.10	16.90	19.20
3	0	7	0, 1 3/4	13.20	13.70	18.70	21.10



CUSHING BROS. LIMITED

XLCR FRONT DOORS



No. 708. Fir or Cedar

Size				Plain Double Strength	Fancy Glass	Plain Plate	Bevel Plate
2	8	6	8, 13/8	\$ 8.85	\$ 9.35	\$13.50	\$16.00
2	10	6	10, 13/8	9.20	9.70	15.40	17.00
2	8	6	8, 13/4	10.25	10.75	16.00	18.50
2	10	6	10, 13/4	10.60	11.10	17.00	19.50
3	0	7	0, 13/4	11.35	11.85	17.75	20.25

D

CUSHING BROS. LIMITED



XLCR FRONT DOORS



No. 212½. Cedar

Bevel
Plate
\$16.00
17.00
18.50
19.50
20.25

ft.	ln.	ft.	ln.	ln.	Plain Double Strength Glass
2	6	x	6	6, 13/8\$ 6.50
2	8	x	6	8, 13/8 7.00
2	10	x	6	10, 13/8 7.70
3	0	x	7	0, 13/8 8.40
2	8	x	6	8, 13/4 9.10
2	10	x	6	10, 13/4 10.00
3	0	x	7	0, 13/4 10.50

Above door in Fir, supplied at same price.



CUSHING BROS. LIMITED

XLCR FRONT DOORS



No. 214. Fir

ft.	in.	ft.	in.	in.	Plain Double Strength Glass
2	6	6	6	1 ³ / ₈\$ 6.5
2	8	6	8	1 ³ / ₈ 7.0
2	10	6	10	1 ³ / ₈ 7.7
3	0	7	0	1 ³ / ₈ 8.4
2	8	6	8	1 ³ / ₄ 9.1
2	10	6	10	1 ³ / ₄ 10.0
3	0	7	0	1 ³ / ₄ 10.70

Above door in Cedar, supplied at same price.

ED

CUSHING BROS. LIMITED



XLCR FRONT DOORS



No. 210. Cedar

in Double
ngth Glass
...\$ 6.50
... 7.00
... 7.70
... 8.40
... 9.10
... 10.00
... 10.70

ft.	in.	ft.	in.	in.	Plain Double Strength Glass
2	6 x 6	6,	1 ³ / ₈	\$ 6.20
2	8 x 6	8,	1 ³ / ₈	6.50
2	10 x 6	10,	1 ³ / ₈	7.45
2	8 x 6	8,	1 ³ / ₄	8.75
2	10 x 6	10,	1 ³ / ₄	9.65
3	0 x 7	0,	1 ³ / ₄	10.35

Above door in Fir, add 15 cents net.

Material for Store Front Construction carried in stock.



CUSHING BROS. LIMITED

XLCR STORM DOORS



No. 490. Cedar

ft.	in.	ft.	in.	in.	Plain Double Strength Glass
2	6 x 6	7,	1	1/8	\$ 4.75
2	8 x 6	9,	1	1/8	4.95
2	10 x 6	11,	1	1/8	5.50
3	0 x 7	1,	1	1/8	5.65

Natural finish. Unpainted. In Cedar only.

We stock Plate and Sheet Glass.

ED

CUSHING BROS. LIMITED



XLCR FIR DOORS



No. 462

n Double
ngth Glass
\$ 4.75
4.95
5.50
5.65

ft.	in.	ft.	in.	in.		ft.	in.	ft.	in.	in.	
2	0	x 6	0	1 3/8	... \$ 5.20	2	8	x 6	8	1 3/8	\$ 6.10
2	0	x 6	6	1 3/8	... 5.80	2	10	x 6	10	1 3/8	... 6.55
2	4	x 6	4	1 3/8	... 5.80	2	8	x 6	8	1 3/4	... 8.90
2	4	x 6	6	1 3/8	... 5.80	2	10	x 6	10	1 3/4	... 10.60
2	6	x 6	6	1 3/8	... 5.85	2	6	x 7	0	1 3/4	... 10.25
2	6	x 6	8	1 3/8	... 6.00	3	0	x 7	0	1 3/4	... 11.25

One of the most handsome doors we manufacture.



CUSHING BROS. LIMITED

XLCR FIR DOORS



No. 461

ft.	in.	ft.	in.	in.		ft.	in.	ft.	in.	in.							
2	0	x	6	0,	13/8	...	\$	4.20	2	8	x	6	8,	13/8	...	\$	5.00
2	0	x	6	6,	13/8	...	4.65	2	10	x	6	10,	13/8	...	5.80		
2	4	x	6	4,	13/8	...	4.70	2	8	x	6	8,	13/4	...	7.00		
2	4	x	6	6,	13/8	...	4.75	2	6	x	7	0,	13/4	...	8.00		
2	6	x	6	6,	13/8	...	4.80	2	10	x	6	10,	13/4	...	8.15		
2	6	x	6	8,	13/8	...	4.90	3	0	x	7	0,	13/4	...	8.80		

This door, and No. 460, are two of our very popular designs.
Strong, durable and beautiful.



XLCR FIR DOORS



No. 460

ft.	in.	ft.	in.	in.	
2	0	6	0,	13/8\$ 4.20
2	6	6	6,	13/8 4.80
2	6	6	8,	13/8 4.90
2	8	6	8,	13/8 5.00
2	10	6	10,	13/8 5.80
2	8	6	8,	13/4 7.00
2	10	6	10,	13/4 8.15
2	6	7	0,	13/4 8.00
3	0	7	0,	13/4 8.80

Note the beautiful grain shown in this door. Fir makes the best semi-hardwood door.

\$ 5.00
5.80
7.00
8.00
8.15
8.80

esigns.



CUSHING BROS. LIMITED

XLCR FIR DOORS



CRAFTSMAN I.

ft.	in.	ft.	in.	in.		ft.	in.	ft.	in.	in.	
2	0	x 6	0,	1 3/8	... \$ 4.85	2	8	x 6	8,	1 3/8	\$6.
2	4	x 6	4,	1 3/8	... 5.40	2	10	x 6	10,	1 3/8	...
2	0	x 6	6,	1 3/8	... 5.45	2	8	x 6	8,	1 3/4	...
2	4	x 6	6,	1 3/8	... 5.80	2	10	x 6	10,	1 3/4	...
2	6	x 6	6,	1 3/8	... 5.80	2	6	x 7	0,	1 3/4	...
2	6	x 6	8,	1 3/8	... 6.20	3	0	x 7	0,	1 3/4	...

Our Fir Doors are unexcelled either for appearance, workmanship or durability.

ED

CUSHING BROS. LIMITED



XLCR FIR, CEDAR OR PINE DOORS



No. 202. 5 Cross Panel Fir

For List see Page 67.

\$6.30
 ... 7.30
 ... 7.30
 ... 8.10
 ... 9.55
 ... 9.65

ce, work

Our 5 Cross Panel Fir Doors are unequalled for workmanship and finish. Nothing but thoroughly kiln dried lumber enters into their construction, and each process in their manufacture is subject to the closest inspection.

The best quality Water and Grain Tanks manufactured to order.



CUSHING BROS. LIMITED

XLOR OG FIVE-PANEL DOORS



No. 201 Fir, Cedar or Pine

See Door List, page 67 for prices.

Look for the Trade Mark—"XLCR"

Our estimating department is at your service. Submit architects plans and specifications for complete quotations.

D
CUSHING BROS. LIMITED


XLCR
BRAND

RS
XLCR RED CEDAR DOORS



No. 200

Cedar and Fir Doors are our specialty.
Our product is the standard of excellence.

We do not sell painted doors. Our doors are strictly No. 1
and are shipped in natural finish.

Price List on page 67.

After a test of 31 years EXCELSIOR quality is still leading.



CUSHING BROS. LIMITED

XLCR RED CEDAR DOORS



No. 203

The most modern equipment and manufacturing in enormous quantities enables us to sell at close prices without sacrificing quality.

Shipped in the natural color. Not painted.

Price List, see page 67.

Bank and Office Fittings manufactured to detail.



XLCR DOORS

Numbers 200 to 203, Inclusive.

Illustrated on pages 63, 64, 65 and 66.

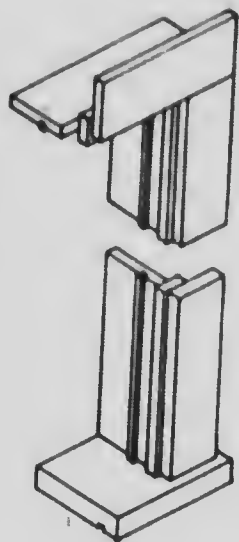
ft.	in.	ft.	in.	in.	Approximate Weight 32 lbs.	
2	0	6	0	1 $\frac{3}{8}$		\$3.40
2	6	6	0	1 $\frac{3}{8}$	40	3.95
2	4	6	4	1 $\frac{3}{8}$	40	3.80
2	0	6	6	1 $\frac{3}{8}$	35	3.65
2	4	6	6	1 $\frac{3}{8}$	43	3.95
2	6	6	6	1 $\frac{3}{8}$	45	3.95
2	0	6	8	1 $\frac{3}{8}$	40	3.85
2	6	6	8	1 $\frac{3}{8}$	48	4.10
2	8	6	8	1 $\frac{3}{8}$	50	4.10
2	10	6	10	1 $\frac{3}{8}$	51	4.85
2	6	7	0	1 $\frac{3}{8}$	50	5.15
3	0	7	0	1 $\frac{3}{8}$	52	5.40
2	6	6	6	1 $\frac{3}{4}$	55	6.25
2	8	6	8	1 $\frac{3}{4}$	60	6.65
2	10	6	10	1 $\frac{3}{4}$	71	7.75
2	6	7	0	1 $\frac{3}{4}$	70	8.00
2	8	7	0	1 $\frac{3}{4}$	72	8.15
3	0	7	0	1 $\frac{3}{4}$	76	8.25

Look for the Trade Mark—"XLCR"

You satisfy your customers by supplying the best quality of Wagon Oak. Get it from us.



XLCR FRAMES



WINDOW FRAMES

Knock Down and securely bundled.

Jamb	$\frac{3}{4}$ x 4 1/2 or	in. $\frac{3}{4}$ x 5
Sill		1 5/8 x 7
Parting Stop		1/2 x
Blind Stop	$\frac{3}{4}$ x 1	
O.S. Casing	$\frac{3}{4}$ x 1	

Stock Sizes:

10 x 20, four lights	20 x 20, two lights
12 x 20, four lights	20 x 24, two lights
12 x 24, four lights	20 x 26, two lights
12 x 26, four lights	20 x 28, two lights
12 x 28, four lights	20 x 30, two lights
12 x 30, four lights	24 x 24, two lights
14 x 28, four lights	24 x 26, two lights
14 x 30, four lights	21 x 28, two lights
16 x 20, two lights	21 x 30, two lights
18 x 20, two lights	

Price, each\$2.10

Extras to be added to regular list price.

Plain Drip Cap, No. 756	\$.20
Moulded Cap, No. 756 and No. 52545
Window Stop, No. 75125
Jamb, $\frac{3}{4}$ x 7 1/270
O.S. Casing, 1 1/8 x 4 1/240
Brick Stop, 1 3/8 x 1 3/440
Blind Stop, $\frac{3}{4}$ x 3 1/225
Erecting Stock Frames50
Steel Pulleys60

Extras as above apply only on sizes listed. Sizes larger than those listed will be quoted for specially upon application.



XLOR FRAMES

ORIEL WINDOW FRAMES

Sizes in Stock

	ft.	in.	ft.	in.
3	4	1/8	x 5	0
3	6	1/8	x 5	2
3	8	1/8	x 5	2
3	10	1/8	x 5	6
3	10	1/8	x 5	10
4	0	1/8	x 5	6

	in.	in.
Jamb	3/4 x 4 1/2 or	3/4 x 5 1/2
Sill	1 3/8 x 7 1/4	
Parting Stop	1/2 x	
Blind Stop	3/4 x 1 3/8	
O.S. Casing	3/4 x 4 1/2	


Price each \$2.25

Extras same as window extras, page 68.

OUTSIDE DOOR FRAMES

Knock down and securely bundled

	in.	in.
Jamb	1 3/4 x 5 1/2	
Sill	1 3/8 x 7 1/4	
Blind Stop	3/4 x 2 3/4	
O.S. Casing	3/4 x 4 1/2	



Stock Sizes

ft.	in.	ft.	in.	Rab.	in.
2	6	x 6	6		1 3/8
2	8	x 6	8		1 3/8
2	10	x 6	10		1 3/8
3	0	x 7	0		1 3/8
2	8	x 6	8		1 3/4
2	10	x 6	10		1 3/4
3	0	x 7	0		1 3/4

Price each \$3.25


Extras—To be added to regular list price.

Plain Drip Cap, No. 756	\$.20
Moulded Cap, No. 756 and 525	.45
Oak Sill	1.10
Jambs, 1 3/8 x 7 1/2	1.00
O.S. Casing, 1 3/8 x 4 1/2	.60
Brick Stop, 1 3/8 x 1 3/4	.60
Erecting Stock Frames	.50



CUSHING BROS. LIMITED

XLCR FRAMES
INSIDE DOOR JAMBS OR FRAMES



Knock down and securely bundled

Jamb, $\frac{3}{4}$ in. x $5\frac{1}{2}$ in. Stop, No. 752
Header dadoed into side jambs

Fir, Pine or Cedar

For any size door up to and including 3 feet by 7 feet.

Price, each\$1.80
Arch frames for any opening, up to and including
6 feet by 7 feet 6 inches. Price, each\$2.40

RABBETED INSIDE DOOR FRAMES

Knock down and securely bundled

Jamb, $1\frac{3}{8}$ in. x $5\frac{1}{2}$ in. Rabbeted, $1\frac{3}{8}$ in. or $1\frac{1}{4}$ in.

Stock sizes and prices per frame:

2	6	x	6	6	}\$2.00
2	8	x	6	8	
2	10	x	6	10	
3	0	x	7	0	



XLCR SCREENS FOR HALF WINDOWS

Sizes in stock:

$\frac{7}{8}$ -inch thick.

in.	in.	in.
10 x 20, four light	20 x 24, two light	24 x 24, two light
12 x 20, four light	20 x 26, two light	24 x 26, two light
12 x 24, four light	20 x 28, two light	24 x 28, two light
12 x 26, four light	20 x 30, two light	24 x 30, two light
12 x 28, four light	22 x 24, two light	26 x 28, two light
14 x 28, four light	22 x 26, two light	26 x 30, two light
16 x 20, two light	22 x 28, two light	28 x 30, two light
18 x 20, two light	22 x 30, two light	30 x 30, two light
20 x 20, two light		

Price, each\$1.00

By using our factory-made screens you will have a screen that will outwear many times the ordinary adjustable screen. They are made to fit against check rail on window, making them insect-proof. They come one dozen to a crate, which weighs approximately 50 lbs.

FULL SIZE WINDOW SCREENS

Sizes in stock:

in.	in.	in.
10 x 20, four light	18 x 20, two light	24 x 26, two light
12 x 20, four light	20 x 20, two light	24 x 28, two light
12 x 24, four light	20 x 24, two light	24 x 30, two light
16 x 20, two light	24 x 24, two light	26 x 28, two light

Price, each\$1.75

For genuine satisfaction we recommend the full sized screen. They can be put on in the same manner as storm sash and do not interfere with the use of either part of the window. One dozen to crate, weighing about 100 lbs.

See Pages 16-17 for interior view of Art Glass Department.



**XLCR
BRAND**

CUSHING BROS. LIMITED

ORIEL WINDOW SCREENS

3½ in. Lip

ft.	in.	ft.	in.
3	4	x 1	6
3	6	x 1	6
3	8	x 1	6
3	10	x 1	6
4	0	x 1	6

\$1.50 each

PORCH AND VERANDAH SCREENS


Made to order, on short notice. Get our quotations for this special work, and for odd sized Screen Windows and Doors.

SCREEN DOORS

The Doors illustrated on the following pages are made in our own factories. They are oil primed only, and can be painted to harmonize with other trim.

We do not handle the cheap one season variety of grained doors.

XLCR SCREEN DOORS



No. 493

This door as illustrated except for small brackets in corners.

	ft.	in.	ft.	in.	in.		
2	6	x 6	6,	1	$\frac{1}{8}$	Each \$2.60
2	8	x 6	8,	1	$\frac{1}{8}$	" 2.80
2	10	x 6	10,	1	$\frac{1}{8}$	" 2.90
3	0	x 7	0,	1	$\frac{1}{8}$	" 3.00

Our factory-made Screen Doors are the most durable and cheapest. Shipped in natural color.



CUSHING BROS. LIMITED

XLCR SCREEN DOORS



No. 494

Size		ft.		in.		Each	Price
ft.	in.	ft.	in.	ft.	in.		
2	6 x 6	6,	1 1/8	Each	\$2.30
2	8 x 6	8,	1 1/8	"	2.50
2	10 x 6	10,	1 1/8	"	2.60
3	0 x 7	0,	1 1/8	"	2.70

(See Special Screen Door Pamphlet)

Ask for Excelsior Building Paper and Roofing.

CUSHING BROS. LIMITED



XLCR SCREEN DOORS



No. 496

Price
h \$2.30
2.50
2.60
2.70

ft.	in.	ft.	in.	in.	No Bracket	With Bracket
2	6	6	6	1 $\frac{1}{8}$	\$1.25	\$1.55
2	8	6	8	1 $\frac{1}{8}$	4.55	4.85
2	10	6	10	1 $\frac{1}{8}$	4.70	5.00
3	0	7	0	1 $\frac{1}{8}$	4.80	5.10

Made from 1 $\frac{1}{8}$ inch material, very strongly made and shipped in the natural color.



CUSHING BROS. LIMITED

XLCR SCREEN DOORS



No. 500

		Size			Price	
ft.	in.	ft.	in.	in.		
2	6 x 6	6,	1 1/8	Each	\$3.00
2	8 x 6	8,	1 1/8	"	3.15
2	10 x 6	10,	1 1/8	"	3.30
3	0 x 7	0,	1 1/8	"	3.45

Very strongly made and shipped natural color.

Ask for our prices on Church Windows and Cathedral Glass.

CUSHING BROS LIMITED

XLCR
BRAND

XLCR SCREEN OR STORM DOORS



No. 505. Combination

ft.	Size		in.		Price
	in.	ft.			
2	6	6	6	1 3/8 Each \$9.00
2	8	6	8	1 3/8 " 9.00
2	10	6	10	1 3/8 " 9.50
3	0	7	0	1 3/8 " 9.50

For Summer and Winter use.

Get our prices for Cement, Lime and Plaster.



CUSHING BROS. LIMITED



MIRROR DOORS



No. M-88

A Mirror Door adds greatly to the comfort and convenience of a modern home. We can fit any size or style of door with a mirror at moderate cost. We manufacture our own mirrors from the best polished plate glass, and can therefore guarantee satisfaction.

Prices on application.


We manufacture Mirrors from the best polished plate glass.



CUSHING BROS. LIMITED



XLCR GARAGE DOORS



No. 466


Size					No Glass	With Glass	2 x 8 Flank Frames No. 811
ft.	in.	ft.	in.	in.			
x	0	x	7	0, 2 1/4	\$25.00	\$33.60	
x	0	x	7	6, 2 1/4	30.00	36.00	
x	6	x	7	6, 2 1/4	32.00	38.40	\$9.90
x	6	x	8	0, 2 1/4	34.00	40.80	

The popular "Beaver" Brand of Maple and Oak Flooring carried in stock.

**XLCR
BRAND**

CUSHING BROS. LIMITED

**SWINGING SALOON AND CLOSET
DOORS**



1008

Size					Price
ft.	in.	ft.	in.	in.	
2	0	3	6,	1 1/8\$5.25
2	0	4	0,	1 1/8 5.70
2	0	4	6,	1 1/8 6.00

Made in Pine or Cedar, and special sizes to suit customer.

Ask for our figures for Doors in Hardwoods.

**Louvre Ventilating
Door**

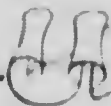
Size					Price
ft.	in.	ft.	in.	in.	
2	0	3	6,	1 1/8\$6.85
2	0	4	0,	1 1/8 7.20
2	0	4	6,	1 1/8 7.60

Other designs made to order. Shipped natural color.



1011

Get your Beveling and Silvering done by expert workmen.
See Pages 16 and 17.



CUSHING BROS. LIMITED



XLCR FIR NEWELS



No. 48

5" x 5" x 5'6"

No. 48\$7.50



No. 51

6" x 6" x 4'

No. 51.....\$9.00

8" x 8" x 4'

No. 51.....\$11.00


Prices of above in Plain Oak, add 55 per cent. In Birch add 30 per cent.

Bank and Office Fittings manufactured to detail.



MICROCOPY RESOLUTION TEST CHART

(ANSI and ISO TEST CHART No. 2)



APPLIED IMAGE Inc

1653 East Main Street
Rochester, New York 14609 USA
(716) 482 - 0300 - Phone
(716) 288 - 5989 - Fax

STAIR CASES

We employ special workmen to handle stair work generally. The experience gained by them, in many years of constant employment on good class stair work, enables us to execute elaborate detail work at low cost.

Stairs built to details given special attention.



2001

Prices.—Staircase only, no panel work, in Fir; 16
risers\$215.00


Add 30% net for Birch.

Add 35% net for Oak.

Get our figures for Special Detail Stair Work.

CUSHING BROS LIMITED

XLCR CHURCH WINDOWS



1809

Circular Head

Check Rail Window

28" x 34", Two Light

\$5.10

Frame for 6" Stnd,

1½ O.S. Casing, \$3.50.

Ask for our prices on Church
Windows to detail, and Cathedral
Glass Leaded Light Designs, etc.

Gothic

Frame for 6" Stnd,

Three Sashes,

1½ x 1½


O.S. Casing Complete:

Clear Glass

\$11.00

Size Stud Opening

12½" x 8'0"



1810

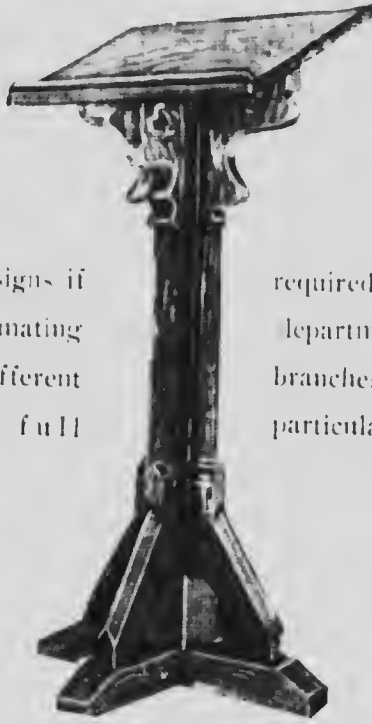
XLCR
BRAND

PUSHING BROS LIMITED

**CHURCH FURNITURE IN FIR OR
HARD WOODS**

Further designs if
the estimating
our different
full

required, apply to
departments of
branches for
particulars.



Lectern, No. 1825



Pulpit, No. 1814

17-
CUSHING BROS. LIMITED


XLCR
BRAND

CHURCH FURNITURE



Altar Rail, No. 1817

We design and supply Bank Fittings, Office Furniture,
Masonic and other Lodge Furniture.



Altar Rail, No. 1816

See note on page 83.

Ask for our prices on Church Windows and Cathedral Glass.

XERO
COPY

CHURCH PEWS

Made in
Quarter Cut Oak,
Plain Oak
or
Fir.

No. 2460

Write Us for Prices.

Submit Designs
for
Special Work.



We manufacture

**Choir Stalls
Fonts
Chancel Screens
and
Special Church
Furniture**

No. 2462

XLCR COLUMNS
MISSION DESIGN



No. 40 Column
No. 41 Pedestal

No. 40 Column

8" x 8" x 6'\$6.00

No. 41 Pedestal

12" x 12" x 30"\$9.25


No. 43

8" x 8" x 8' \$7.50

8" x 8" x 9' 8.00

10" x 10" x 8' 9.00

10" x 10" x 9' 9.50




No. 43

The popular "Beaver" Brand of Maple and Oak Flooring

**XLCR
BRAND**

CUSHING BROS. LIMITED

XLCR COLUMNS AND PORCH POSTS



No. 42



**No. 46
Porch Newel
5"x5"x3'6" \$1.85**

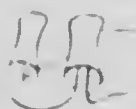


No. 50. Newel



**No. 44
Verandah
Posts**


8"x 8"x8'	\$6.00	4"x4"x4'	\$1.40	5"x5"x8'	\$2.90
8"x 8"x9'	7.00	5"x5"x4'	2.00	6"x6"x8'	3.90
10"x10"x8'	8.50	5"x5"x6'	2.90	5"x5"x9'	3.60
10"x10"x9'	9.50	6"x6"x4'	2.40	6"x6"x9'	4.70
		6"x6"x6'	3.40		



CUSHING BROS. LIMITED



XLCR BLOCKS AND TURNINGS



No. 34



No. 35



TABLE LEGS



No. 15 No. 17

1 1/8" x 1 1/2" x 11" 13c
 1 1/8" x 5 1/2" x 12" 11c



No. 38



No. 37



No. 30



1 1/8" x 1 1/8" x 15" 6c 1 1/8" x 1 1/2" x 1 1/2" 7c 3" x 3"
 1 1/8" x 5 1/2" x 5 1/2" 8c Per Set \$1.80

POST CAPS



No. 29



No. 31



No. 35

5" x 5" 40c 5" x 5" 40c 5" x 5" 40c
 6" x 6" 60c 6" x 6" 60c 6" x 6" 60c

Material for Store Front Construction carried in stock.

**XLCR
BRAND**

CUSHING BROS. LIMITED

XLCR TURNED WORK



No. 9



No. 6



No. 39



No. 40

2 1/8" x 28" x 3 1/2"

No. 9 19c
No. 6 19c

1 3/8" x 1 3/8" x 4 1/2"

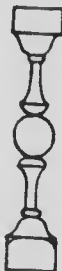
No. 39 25c
No. 40 25c



55



56



57



58



59



60

1 3/8" x 1 3/8" x 8"

Each 7c



No. 23, Finial

3" x 3" x 20" . . . 35c
4" x 4" x 20" . . . 50c

XLCR PICKETS



No. 25



No. 24



No. 27



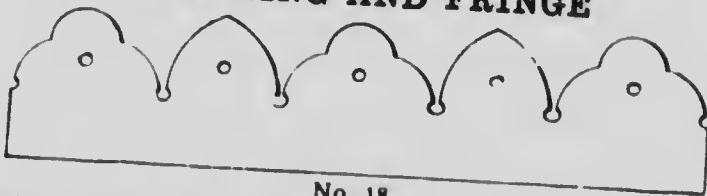
No. 28



No. 26


No. 25.	1" x 3" x 3'0".	Per 100	\$6.80
No. 24.	1" x 3" x 3'0".	Per 100	8.50
No. 27.	1" x 3" x 3'0".	Per 100	6.80
No. 28.	1 1/8" x 1 1/8" x 3'0".	Per 100	6.80
No. 26.	1" x 3" x 3'0".	Per 100	6.80

CRESTING AND FRINGE




No. 18

13 1/4" x 8", per foot, 20c 13 1/4" x 10", per foot, 25c



No. 19

7 1/8" x 8", per foot 20c 7 1/8" x 10", per foot 25c
 Finial 15c



No. 21

Per foot, 1" x 8" 20c
 Per foot, 1" x 10" 25c

**XLCR
BRAND**

CUSHING BROS. LIMITED

XLCR VERANDAH BRACKETS



No. 2031

18" x 20"\$1.50



No. 2014

12" x 16"13c



No. 2034

18" x 20"\$1.50




No. 2021

11" x 18"50c



No. 2018

10" x 12"40c



No. 2024

10" x 12"15c

Our estimating department is at your service. Submit architects' plans and specifications for complete quotations.

CUSHING BROS. LIMITED

XLCR
BRAND

STORE DOORS



No. 780

No. 782

Size of Opening	Price per Pair Glazed D.S. as per No. 780	Price per Pair Glazed Plain Plate as No. 782
ft. in. ft. in. 5 0 X 7 0	\$20.00	\$31.00

Made in Fir or Cedar, 1 3/4 in. thick.

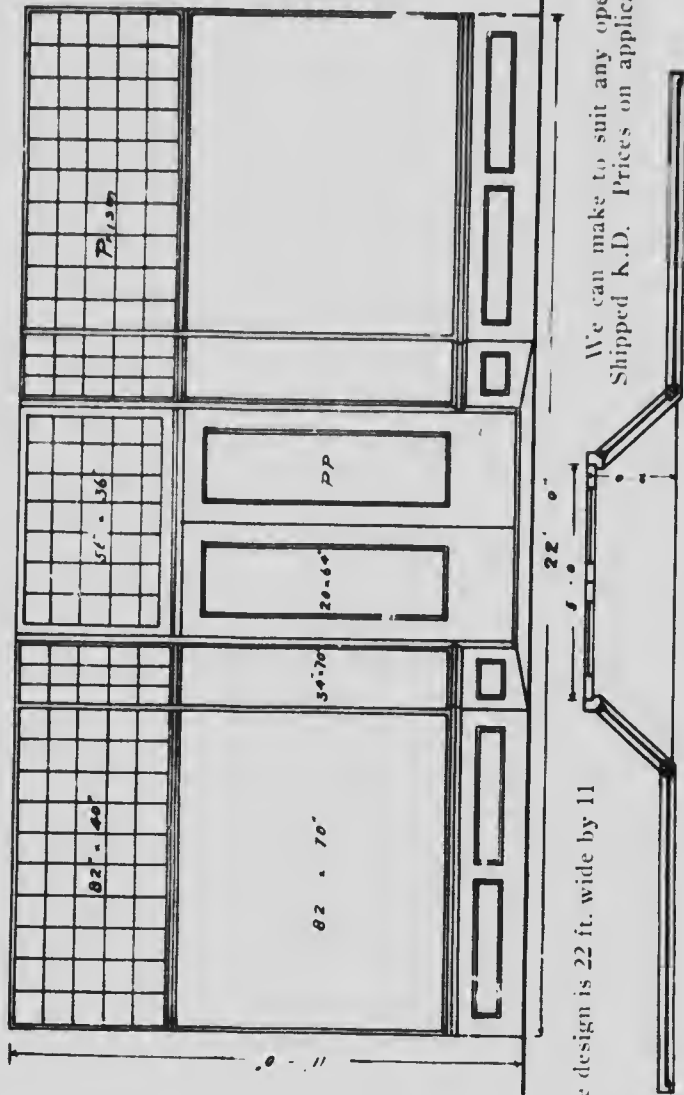
Federal Elastic Cement will stop the leaks. We stock it.

**XLCR
BRAND**

CUSHING BROS. LIMITED

XLCR STORE FRONTS

No. 287




We can make to suit any opening.
Shipped K.D. Prices on application.

The above design is 22 ft. wide by 11 ft. high.

In furnishing this front we supply as follows:

- 2 large front sash, with prism lights in top.
- 2 side sash, with prism lights in top.
- 1 transom sash, with prism lights in top.
- 1 pair doors, glazed plain plate.
- 1 door frame, 4" x 6" jamb.
- 4 lights plate glass.

The construction is such that no posts are required, which adds greatly to its appearance.

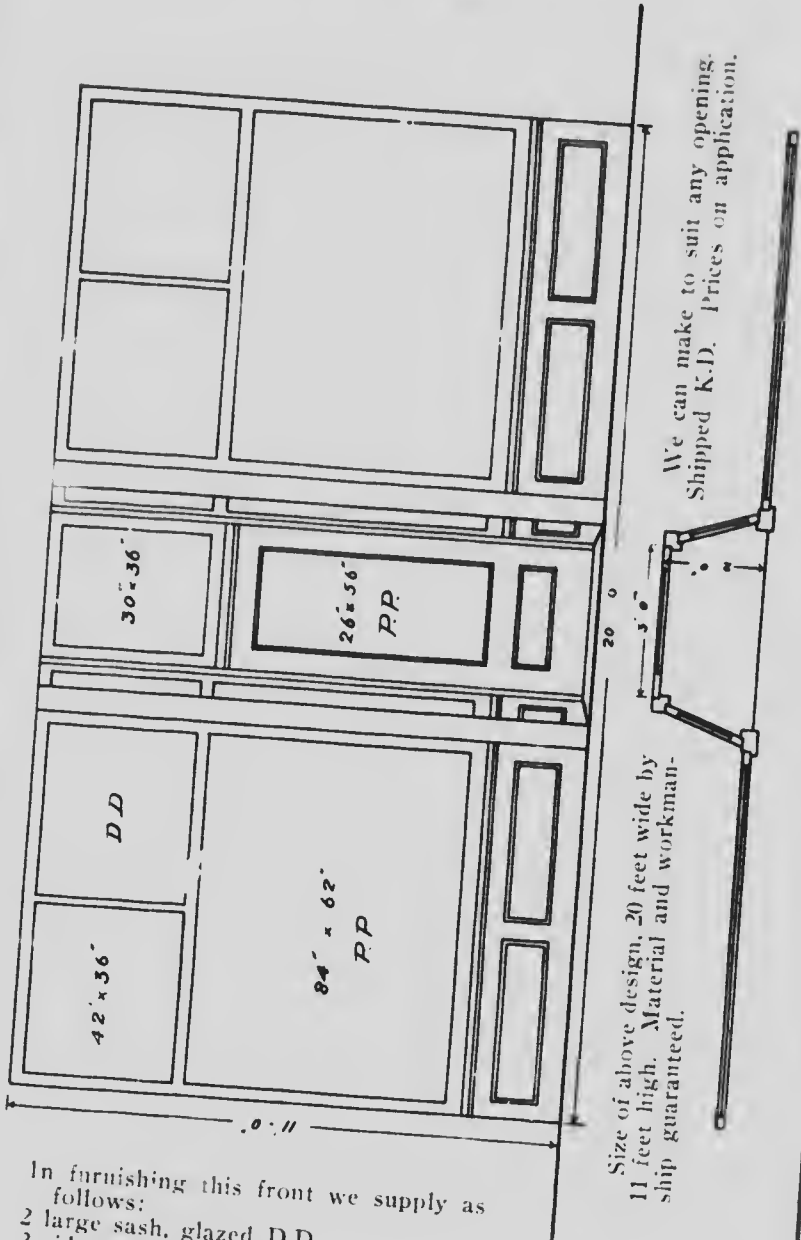


CUSHING BROS. LIMITED



XLCR STORE FRONTS

No. 289



We can make to suit any opening.
Shipped K.D. Prices on application.

Size of above design, 20 feet wide by 11 feet high. Material and workmanship guaranteed.

- In furnishing this front we supply as follows:
- 2 large sash, glazed D.D.
 - 2 side sash, glazed D.D.
 - 1 transom.
 - 1 door frame 4" x 6" jamb.
 - 1 door, glazed plain plate.
 - 4 lights of plate glass.
 - 2 corner posts.

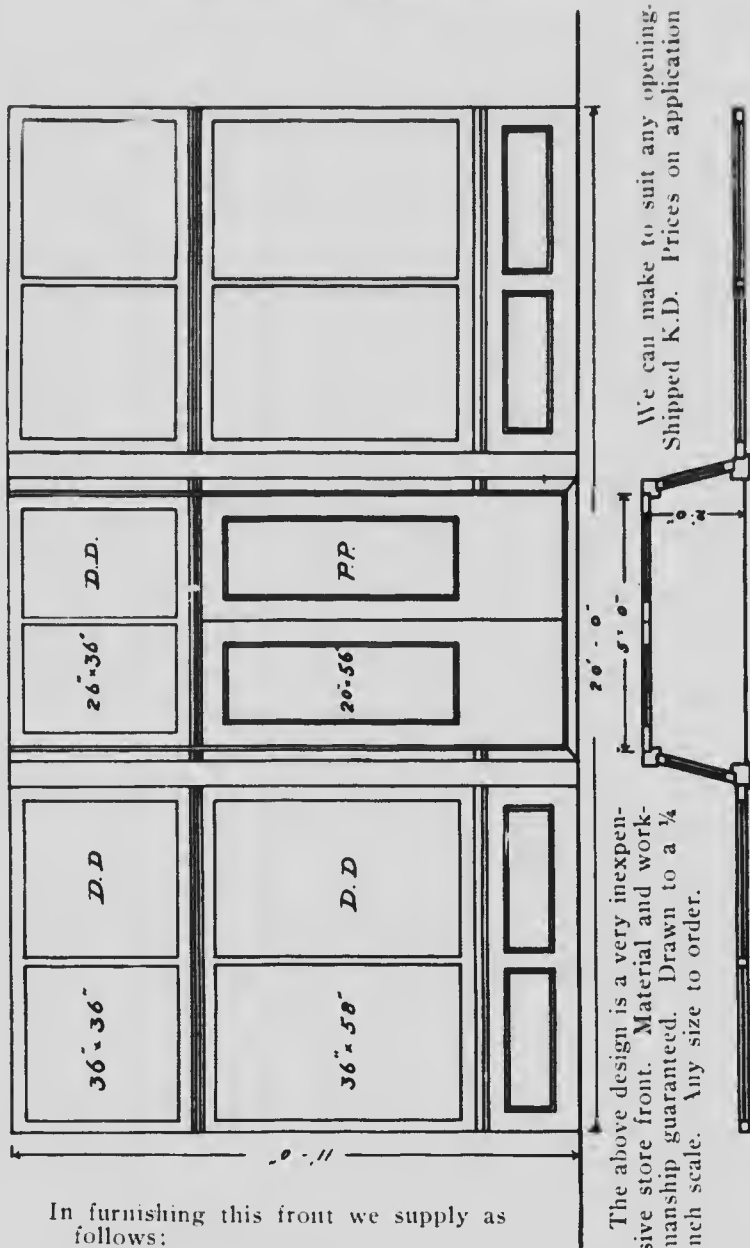


CUSHING BROS. LIMITED



XLCR STORE FRONTS

No. 290



We can make to suit any opening-
Shipped K.D. Prices on application

The above design is a very inexpensive store front. Material and workmanship guaranteed. Drawn to a 1/4 inch scale. Any size to order.

- In furnishing this front we supply as follows:
- 2 front sash, glazed D.D.
 - 2 side sash, glazed D.D.
 - 1 transom sash, glazed D.D.
 - 1 pair doors, glazed plain plate.
 - 1 door frame, 4" x 6" jamb.
- The construction is such that no posts are required, which adds greatly to its appearance.



CUSHING BROS. LIMITED



GLASS

British Polished Plate. We handle and constantly carry in stock a complete range of sizes. We can fill promptly your requirements for plate, fittings and replacements. Your inquiries for work in this line are solicited.

We Handle Metal Window Bars. They provide absolute safety setting for plate glass, and help to make the most handsome windows manufactured.

Window Glass. We can quote most favorable prices for box quantities. Orders for mixed sizes given careful and prompt attention.

Fancy Glass. We can supply all varieties in ordinary use, such as Ground, Chipped, Rolled Plate, Prismatic and Wired Glass, also Muranese Glass in white, as well as green and amber tints.

British Mirror Plates. All orders filled promptly. Quotations on request.

MIRROR CLOSET DOORS

We can furnish on short notice Mirror Closet Doors to match any door design in this catalogue.

STORE AND OFFICE FIXTURES

We specialize in these, and build to detail Counters, Showcases, Cabinets, etc.

Estimates and designs cheerfully furnished.


CHURCH FURNITURE

Our Wall Hanger shows some very pleasing designs of Pulpits and Church Seats. Prices on application.




CUSHING BROS. LIMITED

XLCR COLORED AND FIGURED GLASS



Cathedral or Muffled Glass
(White and Tints)
Price on application.



Muranese (Small)
(White and Tints)
Price on application.

We stock Plate and Sheet Glass

CUSHING BROS. LIMITED


ESTD
1872
XLCR
BRAND

XLCR COLORED AND FIGURED GLASS



Patt. G.

Price on application.

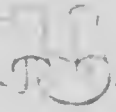


Chipped (White only)

Price on application.

Prices of any glass not listed on application.

After a test of 31 years EXCELSIOR quality is still leading.



FRAME STOCK

WINDOW JAMB (Fir)

Size	Per 100 Lin. Ft.
$\frac{3}{4}$ x $5\frac{1}{2}$	\$6.20
$\frac{3}{4}$ x $7\frac{1}{2}$	8.20

RABBETED DOOR JAMB

Size	Per 100 Lin. Ft.
$1\frac{3}{8}$ x $5\frac{1}{2}$	\$ 9.00
$1\frac{3}{8}$ x $7\frac{1}{2}$	12.00

PLAIN DOOR JAMB

Size	Per 100 Lin. Ft.
$\frac{3}{4}$ x $1\frac{1}{2}$	\$5.25
$\frac{3}{4}$ x $5\frac{1}{2}$	6.20
$\frac{3}{4}$ x $7\frac{1}{2}$	8.20

WINDOW AND DOOR SILL

Size	Per 100 Lin. Ft.
$1\frac{5}{8}$ x $7\frac{1}{4}$	\$12.00
$1\frac{5}{8}$ x $9\frac{1}{4}$	15.75

WATER TANKS

Made in both circular and square designs at moderate prices.

WELL CRIBBING

We manufacture and stock Well Cribbing in all sizes

WAGON STOCK

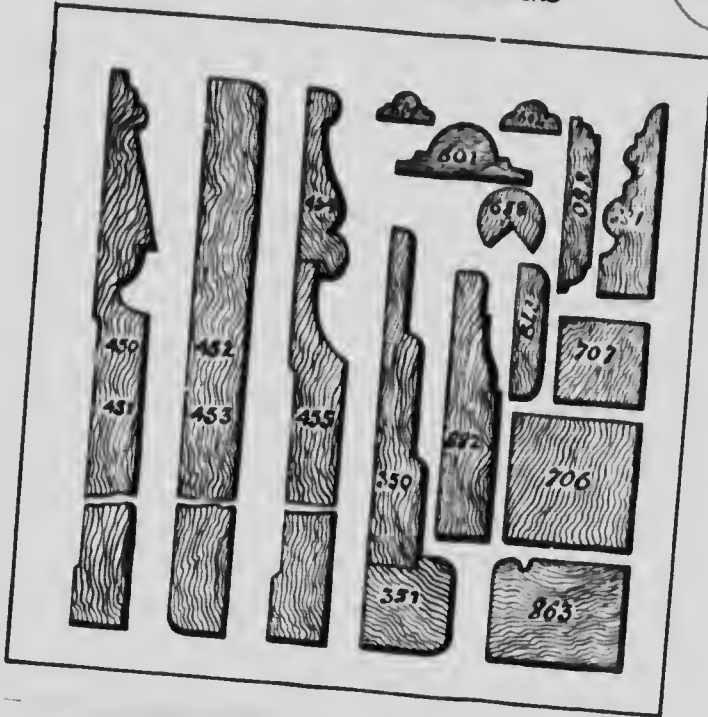
We carry a large stock of selected White Oak suitable for Reaches, Eveners and all Van and Wagon Work.



CUSHING BROS. LIMITED



XLCR MOULDINGS



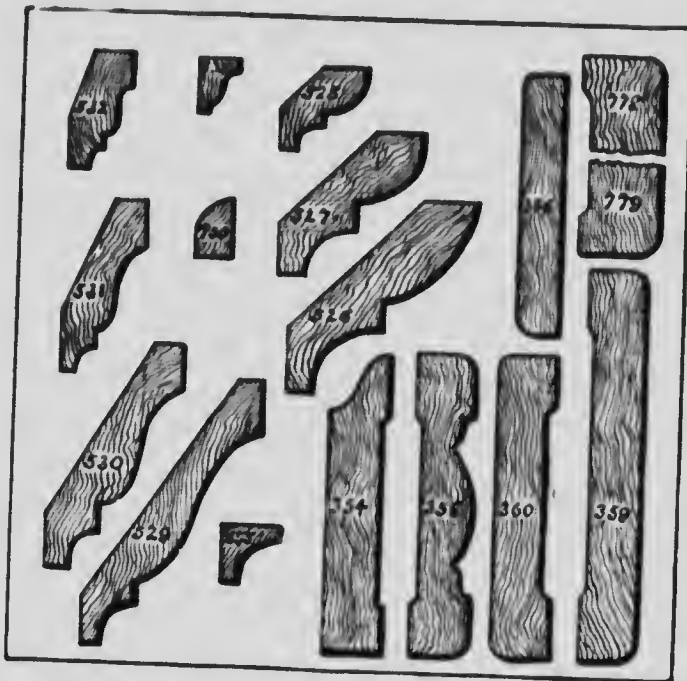
	No.	Size	Per 100 Lta. Ft.
Angle Bead	658		\$1.50
Angle Bead	*	$\frac{3}{4} \times \frac{7}{8}$	2.50
Apron	350	$1\frac{1}{4} \times 1\frac{1}{4}$	5.25
Apron Mould	881	$\frac{3}{4} \times 1\frac{1}{4}$	3.00
Apron Mould	882	$\frac{3}{4} \times 2\frac{1}{2}$	4.00
Astragal	600	$\frac{3}{4} \times 3\frac{1}{2}$	1.00
Astragal	601	$\frac{3}{8} \times \frac{3}{4}$	2.00
Astragal	602	$\frac{3}{4} \times 1\frac{3}{4}$	1.00
Back Band	351	$\frac{3}{4} \times \frac{3}{4}$	
Brick Mould	863	$1\frac{3}{16} \times 1\frac{1}{2}$	2.50
Baluster Stock	706	$1\frac{3}{8} \times 1\frac{3}{4}$	4.00
Baluster Stock	707	$1\frac{5}{8} \times 1\frac{5}{8}$	4.00
Burlap Mould	879	$1\frac{3}{16} \times 1\frac{3}{16}$	2.25
Burlap Mould	880	$\frac{3}{8} \times 1\frac{3}{4}$	2.00
Base Mould		$\frac{3}{8} \times 2\frac{1}{4}$	3.00
Base	454	$\frac{3}{4} \times 2\frac{1}{4}$	3.00
Base	450	$\frac{3}{4} \times 7\frac{3}{4}$	8.20
Base	451	$\frac{3}{4} \times 9\frac{1}{4}$	9.75
Base	452	$\frac{3}{4} \times 7\frac{1}{4}$	8.20
Base	453	$\frac{3}{4} \times 9\frac{1}{4}$	9.75
Base	455	$\frac{3}{4} \times 7\frac{1}{4}$	8.20

* Not Illustrated.

**XLCR
BRAND**

CUSHING BROS. LIMITED

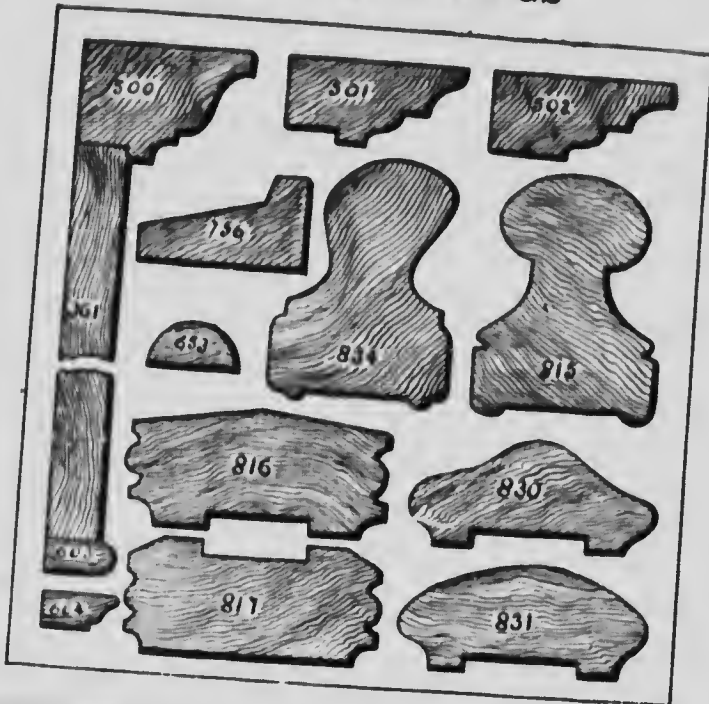
XLCR MOULDINGS



	No.	Size	Per 100 Lin. Ft.
Base Block	778	$1\frac{1}{8} \times 1\frac{1}{2}$	\$7.25
Base Block	779	$1\frac{1}{8} \times 5\frac{1}{2}$	8.50
Bed Mould	525	$\frac{3}{4} \times 1\frac{3}{4}$	2.00
Bed Mould	526	$\frac{3}{4} \times 3\frac{1}{2}$	1.00
Bed Mould	527	$\frac{3}{4} \times 2\frac{1}{2}$	3.00
Bed Mould	528	$\frac{3}{4} \times 1\frac{1}{4}$	5.00
Crown Mould	529	$\frac{3}{4} \times 4\frac{1}{4}$	5.00
Crown Mould	530	$\frac{3}{4} \times 3\frac{1}{2}$	4.00
Crown Mould	531	$\frac{3}{4} \times 2\frac{1}{2}$	3.00
Crown Mould	532	$\frac{3}{4} \times 1\frac{3}{4}$	2.00
Crown Mould	533	$\frac{1}{2} \times \frac{3}{4}$	1.00
Casing	354	$\frac{3}{4} \times 4\frac{1}{4}$	5.25
Casing	358	$\frac{3}{4} \times 1\frac{1}{4}$	5.25
Casing	359	$\frac{3}{4} \times 5\frac{1}{4}$	6.20
Casing	360	$\frac{3}{4} \times 4\frac{1}{4}$	5.25
Chair Rail	356	$\frac{1}{2} \times 3\frac{1}{2}$	4.00
Carpet Strip	750		
Cove	655	$\frac{3}{8} \times \frac{3}{4}$	1.00
Cove	656	$\frac{3}{4} \times \frac{3}{4}$	1.00
		$1\frac{5}{16} \times 1\frac{5}{16}$	2.25



XLCR MOULDINGS



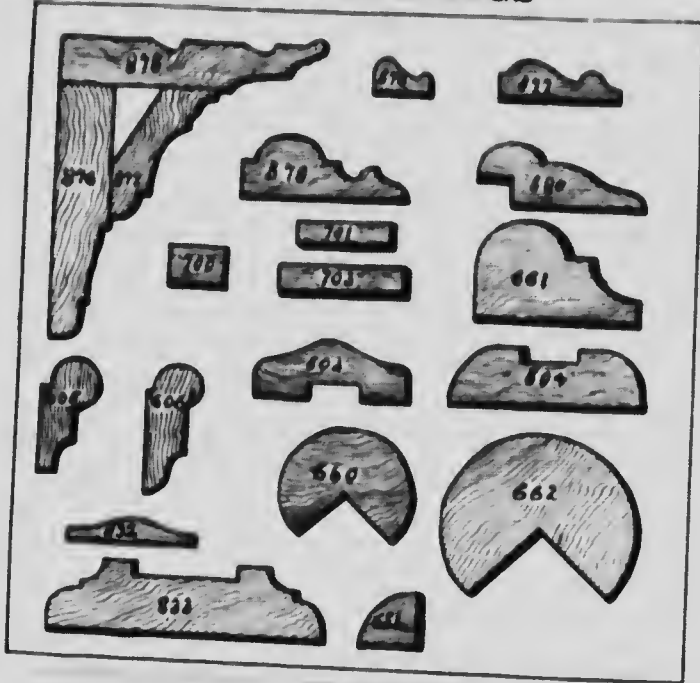
	No.	Size	Per 100 Lln. Ft.
Cap Trim	500	$1\frac{5}{8} \times 2\frac{1}{2}$	\$6.00
Cap Trim	501	$1\frac{3}{16} \times 2\frac{1}{2}$	4.50
Cap Trim	502	$1\frac{3}{16} \times 2\frac{1}{2}$	4.50
Neck Mould	603	$\frac{3}{8} \times 1$	1.25
Neck Mould	601	$\frac{1}{2} \times 1\frac{1}{4}$	1.50
D. 4 S.	*	$\frac{3}{4} \times 1\frac{1}{2}$	1.75
D. 4 S.	*	$\frac{3}{4} \times 1\frac{3}{4}$	2.00
D. 4 S.	*	$\frac{3}{4} \times 2\frac{1}{4}$	3.00
Drip Cap	756	$1\frac{3}{10} \times 2\frac{1}{4}$	4.50
Facia	361	$\frac{3}{4} \times 5\frac{1}{4}$	6.20
Half Round	653	$\frac{5}{8} \times 1\frac{1}{4}$	1.50
Half Round	*	$\frac{3}{4} \times \frac{3}{4}$	1.00
Hand Rail	815	$2\frac{1}{2} \times 3\frac{1}{2}$	12.00
Hand Rail	816	$1\frac{5}{8} \times 3\frac{1}{2}$	8.00
Shoe.	817	$1\frac{5}{8} \times 3\frac{1}{2}$	8.00
Hand Rail	830	$1\frac{5}{8} \times 3\frac{1}{2}$	8.00
Hand Rail	831	$1\frac{5}{8} \times 3\frac{1}{2}$	8.00
Hand Rail	831	$2\frac{1}{2} \times 3\frac{1}{2}$	12.00

* Not Illustrated.

**XLCR
BRAND**

CUSHING BROS. LIMITED

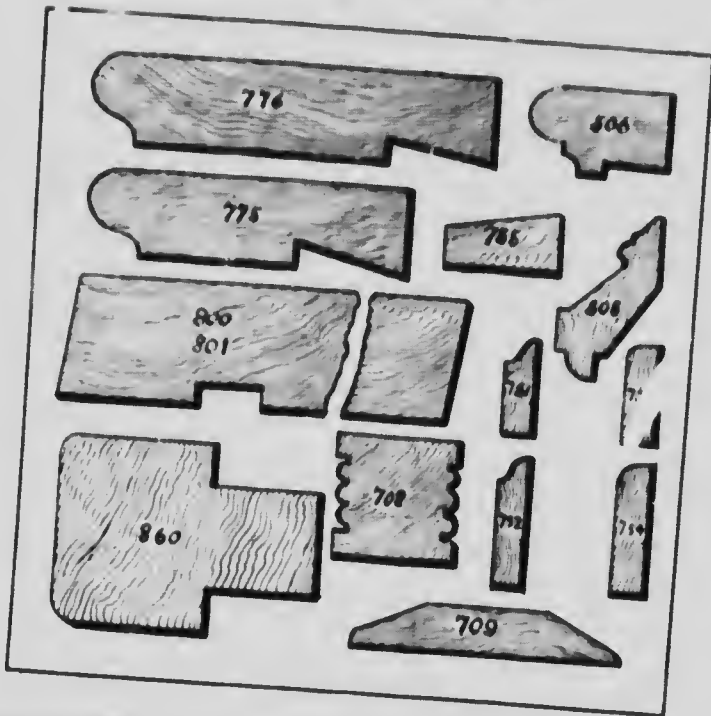
XLCR MOULDINGS



	No.	Size	Per 100 Lin. Ft.
Lattice	701	$\frac{3}{8} \times 1\frac{3}{8}$	\$1.75
Lattice	703	$\frac{3}{8} \times 1\frac{5}{8}$	
Nosing and Cove	661	$1\frac{1}{16} \times 2$	5.00
Parting Strip	700	$\frac{1}{2} \times \frac{3}{4}$	1.00
Panel Mould	*	$\frac{3}{8} \times \frac{1}{2}$	1.00
Panel Mould	576	$\frac{7}{16} \times \frac{3}{4}$	1.00
Panel Mould	577	$\frac{1}{2} \times 1\frac{1}{2}$	1.75
Panel Mould	579	$\frac{3}{4} \times 2$	2.50
Panel Mould	580	$\frac{3}{4} \times 2$	2.50
Partition Cap	503	$\frac{3}{4} \times 2$	2.50
Partition Shoe	504	$\frac{3}{4} \times 2\frac{1}{2}$	3.00
Plate Rail Shelf	875	$\frac{3}{4} \times 3\frac{1}{2}$	1.00
Plate Rail Apron	876	$\frac{3}{4} \times 3\frac{1}{2}$	1.00
Plate Rail Bracket	877	$\frac{3}{4} \times 2$	2.50
Picture Mould	605	$\frac{3}{4} \times 1\frac{1}{2}$	1.75
Picture Mould	606	$\frac{3}{4} \times 1\frac{3}{4}$	2.00
Quarter Round	650	$\frac{1}{2} \times \frac{1}{2}$	1.00
Quarter Round	651	$\frac{3}{4} \times \frac{3}{4}$	1.00
Quarter Round	652	$1\frac{1}{16} \times 1\frac{3}{16}$	2.25
Ridge Roll	660	$1\frac{3}{4}$	4.00
Ridge Roll	662	$2\frac{1}{2}$	3.00
String Cap Filler	832	$\frac{3}{8} \times 1\frac{5}{8}$	2.00
String Cap	833	$1 \times 3\frac{1}{2}$	5.00

* Not Illustrated.


XLCR MOULDINGS



	No.	Size	Per 100 Lin. Ft.
Stops	751	$\frac{3}{8} \times 1\frac{1}{4}$	\$1.50
Stops	752	$\frac{3}{8} \times 1\frac{3}{4}$	2.00
Stops	753	$\frac{3}{8} \times 1\frac{1}{4}$	1.50
Stops	754	$\frac{3}{8} \times 1\frac{3}{8}$	2.00
Threshold	709	$\frac{5}{8} \times 3\frac{1}{2}$	1.00
Transom Bar	860	$2\frac{1}{2} \times 3\frac{1}{2}$	12.00
Verandah Balusters.....	708	$1\frac{5}{8} \times 1\frac{5}{8}$	1.00
Window Stool	775	$1\frac{3}{16} \times 1\frac{1}{4}$	2.50
Window Stool	776	$1\frac{3}{16} \times 5\frac{1}{4}$	9.00
Window Stool	777	$1\frac{3}{16} \times 7\frac{1}{4}$	12.00
Wainscot Cap	505	$3\frac{1}{4} \times 2\frac{1}{2}$	3.00
Wainscot Cap	506	$1\frac{3}{16} \times 1\frac{3}{4}$	3.00
Water Table	755	$\frac{3}{4} \times 1\frac{1}{2}$	1.75

We give careful and prompt attention to all orders
for **Detail Mouldings**

The popular "Beaver" Brand of Maple and Oak Flooring



CUSHING BROS. LIMITED

T-3

OAK AND BIRCH MOULDINGS

Price per 100 lineal feet

Numbers as illustrated on foregoing pages

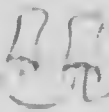
Description	No.	Size	Oak	Birch
Baluster Stick ..	706	1 3/8 x 1 3/8	\$ 5.70	\$ 5.50
Base Mould	151	1 3/16 x 2	1.15	3.40
Bracket Mould ..	877	1 3/16 x 2	1.15	3.10
Burlap Mould ..	879	5/16 x 1 3/4	2.75	2.50
Cap Mould	501	1 1/8 x 2 1/4	6.90	5.55
Casing	360	1 3/16 x 1 1/4	8.25	6.85
Cove	655	3/4 x 3/4	1.75	1.40
Cove Base	*	1 3/16 x 2 1/2	13.45	11.00
Door Stop	752	1 1/2 x 1 3/4	2.90	2.40
Egg and Dart ...	*	3/8 x 5/8	4.50	
Egg and Dart ...	*	5/8 x 3/4	4.50	
Egg and Dart ...	*	1 1/10 x 1 1/8	5.50	
Facia	*	1 3/16 x 1 1/2	8.25	6.85
Fillet	603	3/8 x 1	1.75	1.40
Floor Cleat	750	1 1/2 x 7/8	1.75	1.40
Panel Mould ...	*	1 3/16 x 1 3/8	2.70	2.40
Picture Mould ..	606	1 3/16 x 1 3/4	3.30	2.80
Plate Shelf	875	1 3/10 x 3 3/4	6.95	5.90
Plate Rail	876	1 3/10 x 3 1/2	6.55	5.50
Quarter Round ..	651	3/4 x 3/4	1.75	1.40
Threshold	*	3/4 x 3 1/2	5.50	5.00
Window Stop ...	751	1/2 x 1 3/8	2.15	1.80
Window Stool ...	776	1 1/8 x 5 1/2	15.85	13.00

* Not Illustrated.

FLOORING

We stock the popular "Beaver" Brand in Maple, Plain and Quartered Oak.

Prices on request.



CUSHING BROS. LIMITED



BUILDERS' SUPPLIES

We carry a full line of Builders' Supplies, and can make prompt shipment on any of the following:

BUILDING PAPER

Plain and Tarred.

ROOFING

"The Standard of Quality."

"Outlasts tin and iron."

Carried in one, two and three ply.

FEDERAL ELASTIC CEMENT

Weather-proof.

Water-proof.

Wear-proof

Produces an absolutely permanent, indestructible patch. Used for repairing old and leaky roofs, sealing cracks in cistern and basement walls, repairing skylights, and a dozen and one other uses.

Put up and sold in 25 pound pails.

NATIONAL CEMENT FILLER

Makes ordinary cement floors water-proof and dust proof. Is not affected by oils and acids.

Write us for prices and descriptive matter on the above lines.

CEMENT, LIME AND PLASTER

Get our prices for mixed cars and local shipments.

Our estimating department is at your service. Submit architects' plans and specifications for complete quotations.



CUSHING BROS. LIMITED

BEAVER BOARD

Builds beautiful interiors at moderate cost.
Send for Booklets describing advantages.



The following table of sizes carried in stock will be found convenient:

48-inches Widths

Length in feet	6 in.	7 in.	8 in.	9 in.	10 in.	12 in.
Sq. ft. in panel	21	28	32	36	40	48
Panels in bundle	12	11	10	10	10	10
Sq. ft. in bundle	288	308	320	360	400	480
Weight per bble. in lbs.	111	154	160	180	200	240

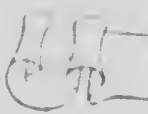
Special prices on orders of 5,000 feet and over.

BEAVER BOARD STRIP

$\frac{3}{8}$ x 1 $\frac{3}{4}$ Fir	\$2.00 per 100 lineal ft.
$\frac{3}{8}$ x 2 $\frac{1}{4}$ Fir	3.00 per 100 lineal ft.

Approximately 600 lineal feet of strip required for each 1,000 square feet of Beaver Board.

Get your Beveling and Silvering done by expert workmen.
See Pages 16 and 17.



VALUABLE POINTERS FOR BUILDERS

This table gives you the amount of lumber required, figuring ordinary percentage for waste and allowing for loss in matching.

TO FIND QUANTITIES OF LUMBER REQUIRED

Studding, when laid on 16-inch centres. Estimate one to the lineal foot. This allows for doubling at openings and at corners.

Joists and Rafters, when laid on 16-inch centres. To three-quarters of the length of the building add 1. Thus: for a building 22 x 36, take three-quarters of the 36 = 27—add it to this amount, making 28. This extra joist or rafter being required for one side. For each bearing partition add one or two pieces.

Roof Sheathing Laid Solid—To full area of roof add 10 per cent. for waste. If laid 2 inches apart, three-quarters of above will be required.

ARTICLE	Count	Face Width	Loss in Matching	To area to be covered, add
Shiplap	12 inch	11 1/4	7 %	1-12
Shiplap	10 inch	9 1/4	8 1-3%	1-10
Shiplap	8 inch	7 1/4	11 %	1- 8
Flooring and Siding, 6 inch	6 inch	5 1/4	12 1/2 %	1- 5
Flooring Partition, Ceiling	4 inch	5 1/4	12 1/2 %	1- 5
Flooring	3 inch	3 1/4	19 %	1- 4
		2 1/4	25 %	1- 3

ARTICLE	Size	Exposed	To area to be covered, add
Siding, bevelled	1/2 x 4	3 1/4 inch	1- 4
Siding, bevelled	1/2 x 4	3 inch	1- 3
Siding, bevelled	1/2 x 6	2 3/4 inch	1- 2
Siding, bevelled	3/4 x 6	5 inch	9-40
Siding, bevelled	3/4 x 6	4 3/4 inch	1- 4

Shingles—

When exposed 4 inches to the weather, require 9 to the sq. ft. Add 1-10 for waste.
 When exposed 4 1/2 inches to the weather, require 8 to the sq. ft. Add 1-10 for waste.
 When exposed 5 inches to the weather, require 7 1-15 to the sq. ft. Add 1-10 for waste.

Cornices—Multiply the total lineal feet by the combined width of planceer, frieze and fascia. Thus: if the planceer is 12 inches, the frieze 8 inches, and the fascia 4 inches, the combined width is 24 inches, or 2 feet h.m to the lineal foot of cornice.

Corner Boards and Outside Base—Estimate on same plan as cornice and then add a quarter if of 1 1/4, or half if of 1 1/2 material.

Bridging—Multiply the total lineal feet, measuring each string in a straight line, by the following:

For 2 x 6, 2 x 8, or 2 x 10 on 16 inch centres by 2	" 16 "	" "	" 2 1/4
" 2 x 12	" 12 "	" "	" 2 1/2
" 2 x 14	" 12 "	" "	" 2
" 2 x 6 and 2 x 8	" 12 "	" "	" 2 1/4
" 2 x 10 and 2 x 12	" 12 "	" "	" 2 2/3
" 2 x 14	" 12 "	" "	" "

Length of Rafters to be used on the roof elevation: 1/4 pitch, take 7-12 of the width of the building

1-3	"	"	3- 5	"	"	"
3/4	"	"	5- 8	"	"	"
1/2	"	"	7-10	"	"	"
1/4	"	"	4- 5	"	"	"
Full	"	"	1%	"	"	"



CUSHING BROS. LIMITED



VALUABLE POINTERS FOR BUILDERS

(Continued)

To the above lengths must be added the amount of projection at the eaves. You will find that a third and a half pitch are most commonly used.

Add also to make stock lengths. For length of rafter on one-way roofs, take the rafter given for double the width. Thus: the rafter for a one-way roof on a building 10 feet wide, 4th pitch, is that given for 20 feet wide, or 11 feet 2 inches. In area of gable above given no allowance is made for waste or laps. To verify above or obtain length of rafters for buildings of other widths than above given, multiply the width of building by .559 for 4th pitch; 6 for 3rd pitch, and by .71 for half pitch.

Capacity, in bushels, of cribs or bins, each 8 feet high in the clear:

3	Width					Length	Width				
	8	10	12	14	16		18	22	26	30	
77	206	257	309	360	411	4	463	566	669	771	
96	257	321	386	450	514	5	579	707	836	964	
116	309	386	463	540	617	6	694	849	1003	1157	
135	360	450	540	630	720	7	810	990	1170	1350	
154	411	514	617	720	823	8	926	1131	1337	1543	
174	463	579	694	810	926	9	1041	1273	1504	1736	
193	514	643	771	900	1029	10	1157	1414	1671	1928	
231	617	771	926	1080	1234	12	1388	1697	2006	2314	
270	720	890	1080	1260	1440	14	1620	1980	2340	2700	
309	823	1029	1234	1440	1646	16	1851	2263	2674	3086	
347	926	1157	1388	1620	1851	18	2083	2546	3008	3471	
386	1029	1286	1543	1800	2057	20	2314	2828	3343	3857	
424	1131	1414	1697	1980	2263	22	2546	3111	3677	4243	
463	1233	1543	1851	2160	2468	24	2777	3394	4011	4628	
501	1337	1671	2006	2340	2674	26	3008	3677	4345	5014	
540	1440	1800	2160	2520	2880	28	3240	3960	4680	5400	
579	1543	1928	2314	2700	3086	30	3471	4243	5014	5785	
617	1646	2057	2468	2880	3291	32	3703	4525	5348	6171	

How large a bin shall I build to hold 800 bushels? This is a very common question, and to answer it and similar ones instantly is the object of above table. Thus: how long a bin 8 feet wide and 8 feet high is required to hold 800 bushels of wheat?

Run down the 8-foot column until 823 (the nearest amount to 800 bushels) is reached, and opposite, in the centre column, headed "length" is 16, the length required.

NAILS REQUIRED

Nails (wire) to the 1,000 feet.

1,000 ft.	B.M. framing	.. 10	lbs. 20D.	No. in. 15.	35.	Length	3 5/8 in.
1,000 ft.	B.M. framing	.. 14	lbs. 10D.	"	87.	"	3 in.
1,000 ft.	B.M. 1 in. bds.	.. 25	lbs. 10D.	"	87.	"	3 in.
1,000 ft.	B.M. 1/2 in. sgd	18	lbs. 6D.	"	350.	"	2 in.
1,000 ft.	shingles	.. 3 1/2	lbs. 4D.	"	492.	"	1 3/8 in.
1,000 ft.	7/8 finishing	.. 30	lbs. 8D.	"	196.	"	2 1/2 in.
1,000 ft.	1 1/4 finishing	.. 40	lbs. 10D.	"	137.	"	3 in.
1,000 ft.	flg.	.. 35	lbs. 10D.	"	137.	"	3 in.
1,000 ft.	lath	.. 6 1/2	lbs. 3D.	"	720.	"	1 1/4 in.
1,000 ft.	sheathing lath	.. 30	lbs. 10D.	"	87.	"	3 in.

For cut nails add one-third

PAINT REQUIRED

Paint required to cover 100 square yards.

- Priming, 20 lbs. white lead and 4 gallons linseed oil.
- Two Coat Work—40 lbs. white lead and 8 gallons linseed oil.
- Three Coat Work—50 lbs. white lead and 12 gallons linseed oil.
- Three Coat Work { 1/2 pint shellac for knotting.
- { 1 lb. putty.
- { 3 or 4 lbs. color pigment.
- { 4 1/2 gallons mixed paint.



VALUABLE POINTERS FOR BUILDERS

(Continued)

BRICK REQUIRED

In Chimneys to the Foot in Height		In Walls to the Surface Foot		
Size of Chimney	Size of Flue	No. of Brick Ft. in height	Thickness of Walls	No. Brick to Surface Ft.
16 x 16	8 x 8	30	4	7 1/2
20 x 20	12 x 12	40	8	15
16 x 24	8 x 16	40	12	22 1/2
20 x 24	12 x 16	45	16	30
20 x 28	} two flues, each } } 8x8, brick lined }	} 75	} 20	} 37 1/2
24 x 10				

Brick run from 20 to 22 to the cubic foot.

One bushel of cement and 2 bushels of sand will cover 3 1/2 square yards 1 inch thick, 4 1/2 square yards 3/4 inch thick, and 6 1/2 square yards 1/2 inch thick.

One bushel of cement and 1 bushel of sand will cover 2 1/4 square yards 1 inch thick, 3 square yards 3/4 inch thick, and 4 1/4 square yards 1/2 inch thick.

One thousand lath will cover 70 yards of surface, and 11 pounds of lath nails will nail them on; 8 bushels of good lime, 16 bushels of sand and 1 bushel of hair will make enough good mortar to plaster 100 square yards.

A cord of stone, 3 bushels of lime, and a cubic yard of sand will lay 100 cubic feet of wall.

FINISH OF HARDWOOD DOORS

Filling—Open grain woods require a paste filler, and this should be applied after the staining, if a stain is desired. The filler should be rubbed into the pores of the wood thoroughly and allowed twenty-four hours at least to dry after which the surface should be thoroughly sandpapered. It is then ready for the first coat of varnish. When stain is used in connection with filler, the shade of filler is usually the same as the stain, unless a contrast is desired for special effect.

Exterior Finishing—For outside doors a high grade of exterior varnish should always be used; two coats will give good results. Do not use shellac as a priming coat, but apply the varnish directly to the surface of the wood, and when thoroughly dry, sandpaper with 000 flint paper, the second or final coat should be left in the gloss.

A varnished surface should not be exposed directly to the weather as water will ruin the surface.

Interior Finish—For interior doors apply a coat of thin shellac to the natural or stained surface of the door and when dry, sand with 00 flint paper. Apply first coat of interior gloss varnish, allow to dry thoroughly, then sand with 000 flint paper. Apply second coat of same varnish and let dry. If third coat of varnish is desired, sand first with 000 flint paper.

Rubbed Finish—For rubbed finish on interior doors, use interior rubbing varnish. Proceed the same as for gloss finish, rubbing the last coat when thoroughly dry with pumice stone and rubbing oil to an egg shell gloss.

For rubbed finish on exterior doors, proceed the same as for interior doors, but use a good grade of exterior varnish.

XLCR
BRAND

CUSHING BROS LIMITED

Undertakers' Supplies

At our Calgary Plant we have established a

CASKET DEPARTMENT

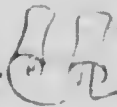
and carry a full line of the Latest Designs in Caskets, Casket Hardware, Robes, Linings, etc.

These goods are XLCR quality.

Wired orders promptly executed.



Our Box Factory at Saskatoon is equipped with the latest and best machinery in this line of business and your requirements can be promptly filled.



INDEX

A

Angle Bead	101
Apron Mould	101
Art Glass Windows..	22- 32
Astragals	101
Attic Sash	12

B

Balusters	90
Barn Sash	9, 10
Base Bloc	89
Base Mould	101
Beaver Board	108
Bcd Mould	102
Box Manufactory	114
Brackets	92
Builders' Supplies	107
Builders' Valuable Pointers	109-111
Building Paper	107
Burial Caskets	112
Burlap Mould	101

C

Cap Trim	103
Carpet Strip	102
Casings	102
Cedar Doors	64- 66
Cellar Sash	9, 10
Cement, Lime and Plaster	107
Choir Stalls	86
Church Furniture	84- 86
Church Pews	86
Church Windows	83
Closet Doors	80
Columns	87
Combination Screen and Storm Door	77
Coppered Lights	22- 32
Corner Blocks	89
Cottage Windows	20- 32
Cove	102
Cresting	91
Cribbing	100
Crown Mould	162

D

Door Frames	69, 70
-------------------	--------

Door Jamb	100
Doors:	
Cedar, Fir and Pine	59- 67
Closet	80
Craftsman	41- 43
Front, Veneered ..	35- 40
Front, XLCR	46- 57
Garage	79
Mirror	78
Saloon	80
Screen	73- 77
Store	93
Storm	58 & 77
Veneered	45
Drip Cap	103

F

Facia	103
Finials	90
Fir Doors	59- 65
Flooring	105
Frames, Door	69- 70
Frames, Window	68- 69
Fringe	91
Front Doors, Cedar or Fir	46- 57
Front Doors, Veneered	35- 40

G

Gable Sash & Frames	13
Garage Doors	79
Glass:	
Cathedral	98
Chipped	99
Muffled	98
Muranese	98
Plate	97

H

Hall Sash	18
Hand Rail	103
Hot Bed Sash	13

J

Jamb:	
Door and Window.	100

XLCR
BRAND

CUSHING BROS LIMITED

L

Lattice	104
Leaded and Coppered Lights	18- 32
Lecterns	84

M

Mirror Doors	78
Mouldings: Cedar and Fir	101-106
Oak	106

N

Newels	81
--------------	----

O

Oak Mouldings	106
Oriel Windows	20- 32

P

Panel Mould	104
Paper, Plain & Tarred	107
Parting Stop	104
Partition Cap	104
Pews	86
Pickets	91
Picture Mould	104
Plate Rail	104
Porch Columns and Posts	88
Porch Screens	72
Post Caps	89
Pulpits	84

Q

Quarter Round	104
Queen Ann Sash and Transoms	15
Queen Ann Windows	14

R

Ridge Roll	104
Roofing	107

S

Saloon Doors	80
--------------------	----

Sash:

1, 6 and 9 Lights ..	12
Barn and Cellar ...	9
Gable	13
Hall	18, 19
Hot Bed	13
Queen Ann	15
Screen Doors	73- 77
Screens:	
Porch	72
Verandah	72
Window	71, 72
Spindles	90
Stair Cases	82
Stops	105
Store Doors	93
Store Fronts	94- 96
Storm Doors	58
Storm Sash	11

T

Table Legs	89
Tanks	100
Transoms	9
" Barn	10
" Queen Ann	15
Turnings	90

U

Undertakers' Supplies	112
Useful Information for Builders	109-111

V


Veneered Front Doors	35- 40
Verandah Brackets...	92
Verandah Screens...	72

W

Wagon Stock	100
Wainscot Cap	105
Water Table	105
Window Frames.....	68- 69
Window Jamb	100
Window Screens	71- 72
Window Stool.....	105
Windows:	
2 lights	7- 8
4 lights	6
8 lights	5
12 lights	5
Church	83
Oriel	20- 32

CUSHING BROS. LIMITED

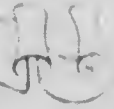
ALC R
1910



REGINA PLANT



CUSHING BROS. LIMITED



SASKATOON PLANT

