



**IMAGE EVALUATION
TEST TARGET (MT-3)**



**Photographic
Sciences
Corporation**

23 WEST MAIN STREET
WEBSTER, N.Y. 14580
(716) 872-4503

**CIHM/ICMH
Microfiche
Series.**

**CIHM/ICMH
Collection de
microfiches.**



Canadian Institute for Historical Microreproductions / Institut canadien de microreproductions historiques

© 1982

Technical and Bibliographic Notes/Notes techniques et bibliographiques

The Institute has attempted to obtain the best original copy available for filming. Features of this copy which may be bibliographically unique, which may alter any of the images in the reproduction, or which may significantly change the usual method of filming, are checked below.

L'Institut a microfilmé le meilleur exemplaire qu'il lui a été possible de se procurer. Les détails de cet exemplaire qui sont peut-être uniques du point de vue bibliographique, qui peuvent modifier une image reproduite, ou qui peuvent exiger une modification dans la méthode normale de filmage sont indiqués ci-dessous.

- Coloured covers/
Couverture de couleur
- Covers damaged/
Couverture endommagée
- Covers restored and/or laminated/
Couverture restaurée et/ou pelliculée
- Cover title missing/
Le titre de couverture manque
- Coloured maps/
Cartes géographiques en couleur
- Coloured ink (i.e. other than blue or black)/
Encre de couleur (i.e. autre que bleue ou noire)
- Coloured plates and/or illustrations/
Planches et/ou illustrations en couleur
- Bound with other material/
Relié avec d'autres documents
- Tight binding may cause shadows or distortion along interior margin/
La reliure serrée peut causer de l'ombre ou de la distortion le long de la marge intérieure
- Blank leaves added during restoration may appear within the text. Whenever possible, these have been omitted from filming/
Il se peut que certaines pages blanches ajoutées lors d'une restauration apparaissent dans le texte, mais, lorsque cela était possible, ces pages n'ont pas été filmées.
- Additional comments:
Commentaires supplémentaires:

- Coloured pages/
Pages de couleur
- Pages damaged/
Pages endommagées
- Pages restored and/or laminated/
Pages restaurées et/ou pelliculées
- Pages discoloured, stained or foxed/
Pages décolorées, tachetées ou piquées
- Pages detached/
Pages détachées
- Showthrough/
Transparence
- Quality of print varies/
Qualité inégale de l'impression
- Includes supplementary material/
Comprend du matériel supplémentaire
- Only edition available/
Seule édition disponible
- Pages wholly or partially obscured by errata slips, tissues, etc., have been refilmed to ensure the best possible image/
Les pages totalement ou partiellement obscurcies par un feuillet d'errata, une pelure, etc., ont été filmées à nouveau de façon à obtenir la meilleure image possible.

This item is filmed at the reduction ratio checked below/
Ce document est filmé au taux de réduction indiqué ci-dessous.

10X	12X	14X	16X	18X	20X	22X	24X	26X	28X	30X	32X
<input type="checkbox"/>	<input type="checkbox"/>	<input type="checkbox"/>	<input type="checkbox"/>	<input type="checkbox"/>	<input type="checkbox"/>	<input type="checkbox"/>	<input type="checkbox"/>	<input checked="" type="checkbox"/>	<input type="checkbox"/>	<input type="checkbox"/>	<input type="checkbox"/>

The copy filmed here has been reproduced thanks to the generosity of:


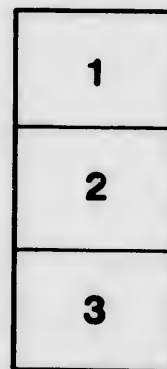

Library Division
Provincial Archives of British Columbia

The images appearing here are the best quality possible considering the condition and legibility of the original copy and in keeping with the filming contract specifications.

Original copies in printed paper covers are filmed beginning with the front cover and ending on the last page with a printed or illustrated impression, or the back cover when appropriate. All other original copies are filmed beginning on the first page with a printed or illustrated impression, and ending on the last page with a printed or illustrated impression.

The last recorded frame on each microfiche shall contain the symbol \rightarrow (meaning "CONTINUED"), or the symbol ∇ (meaning "END"), whichever applies.

Maps, plates, charts, etc., may be filmed at different reduction ratios. Those too large to be entirely included in one exposure are filmed beginning in the upper left hand corner, left to right and top to bottom, as many frames as required. The following diagrams illustrate the method:



L'exemplaire filmé fut reproduit grâce à la générosité de:


Library Division
Provincial Archives of British Columbia

Les images suivantes ont été reproduites avec le plus grand soin, compte tenu de la condition et de la netteté de l'exemplaire filmé, et en conformité avec les conditions du contrat de filmage.

Les exemplaires originaux dont la couverture en papier est imprimée sont filmés en commençant par le premier plat et en terminant soit par la dernière page qui comporte une empreinte d'impression ou d'illustration, soit par le second plat, selon le cas. Tous les autres exemplaires originaux sont filmés en commençant par la première page qui comporte une empreinte d'impression ou d'illustration et en terminant par la dernière page qui comporte une telle empreinte.

Un des symboles suivants apparaîtra sur la dernière image de chaque microfiche, selon le cas: le symbole \rightarrow signifie "A SUIVRE", le symbole ∇ signifie "FIN".

Les cartes, planches, tableaux, etc., peuvent être filmés à des taux de réduction différents. Lorsque le document est trop grand pour être reproduit en un seul cliché, il est filmé à partir de l'angle supérieur gauche, de gauche à droite, et de haut en bas, en prenant le nombre d'images nécessaire. Les diagrammes suivants illustrent la méthode.



Archives
of
British Columbia
NEWCOMBE
COLLECTION


Contents

Plates Part III

- b. 60. *Diplandra Lopezoides*
61. *Leptopetalum Mexicamum.*
62. *Chaetomenia peduncularis*
63. *Tulocarpus Mexicanus*
64. ~~Chaetomenia~~ *Chlamysperma arenarioides*
65. *Irisis ovalata*
66. ~~Chlamysperma~~ *Lobelia aralidoides*
67. - *divaricata*
68. *Lysimachia glaucophylla*
69. *Antigonon leptopus*

232257

Turn over



Contents

Plates VIII - IX

- 670. *Salix microphylla* III
- 71. *Asplenium subalatum*
- 72. *Aquilegia naerantha*
- 73. *Dicentra chrysantha*
- 74. *Pachypodium integrifolium*
- 75. *Hesperis Menziesii*
- 76. *Sida diplocephala*
- 77. *Regulus Californicum*
- 78. *Trifolium amplexatum*
- 79. *Trifolium merodon* IV
- 80. *Psoralea strobilina*
- 81. *Astragalus didymocarpus*
- 82. *Nuttallia cerasiformis* Part VIII Page 337.
- 83. *Cerasus ilicifolia*
- 84. *Calycanthus occidentalis* Part VIII Page 340.
- 85. *Bartonia micrantha* Part VIII Page 343.
- 86. *Laorsia ~~rediva~~ rediva* Part VIII Page 344.
- 87. *Ornus dipetala*
- 88. *Wigandia Californica*
- 89. *Leptodactylon Californicum*.

100

1870

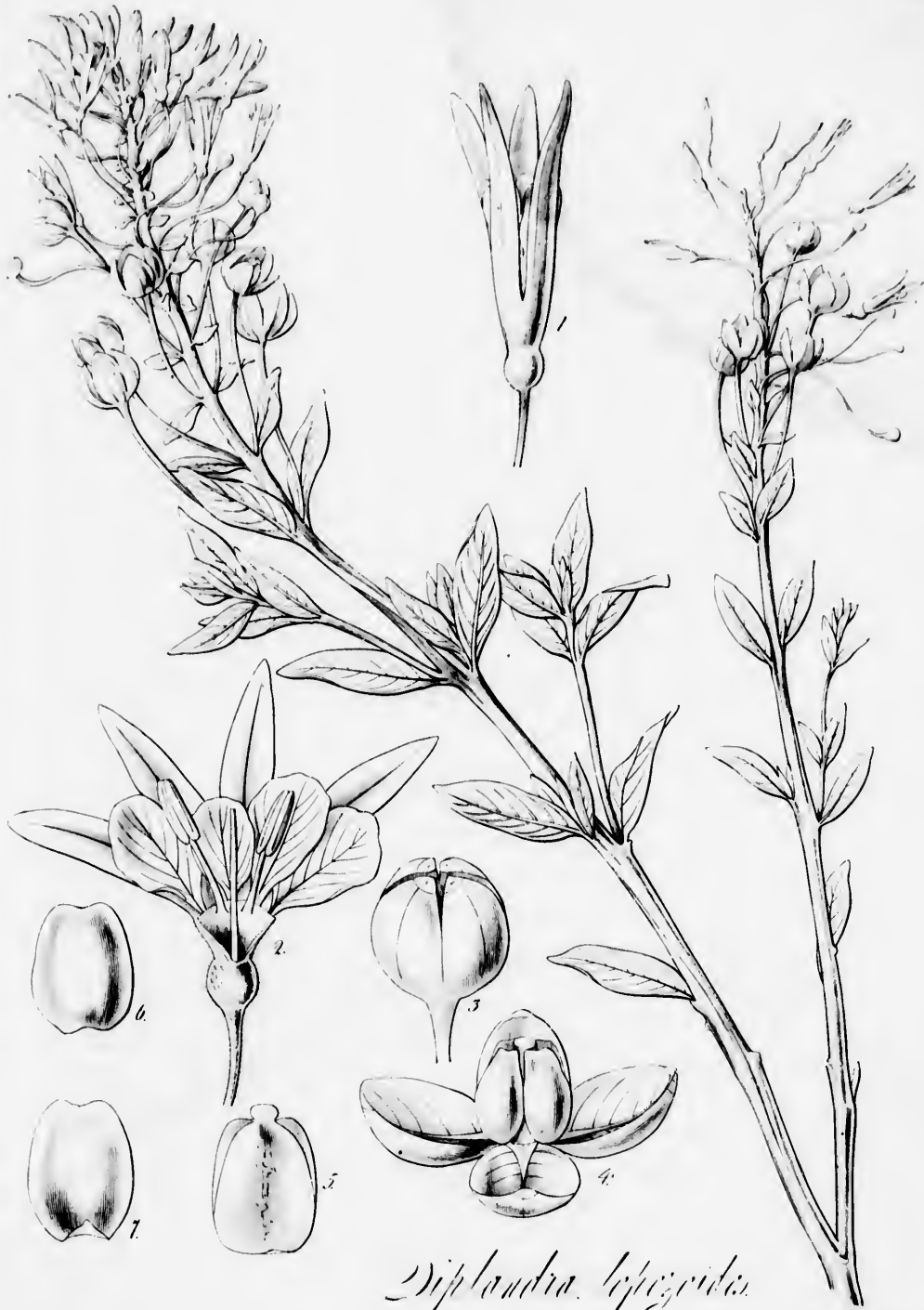
...

...


...

...

...




Diplandra tepizotlana






Leptopetalum Macranthum






*Chortucinia
peduncularis.*

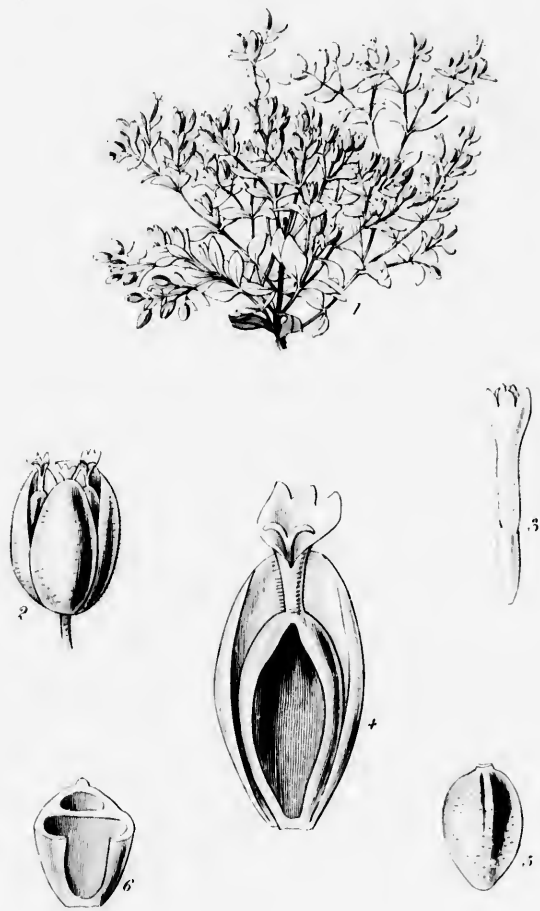
Swan Sc.






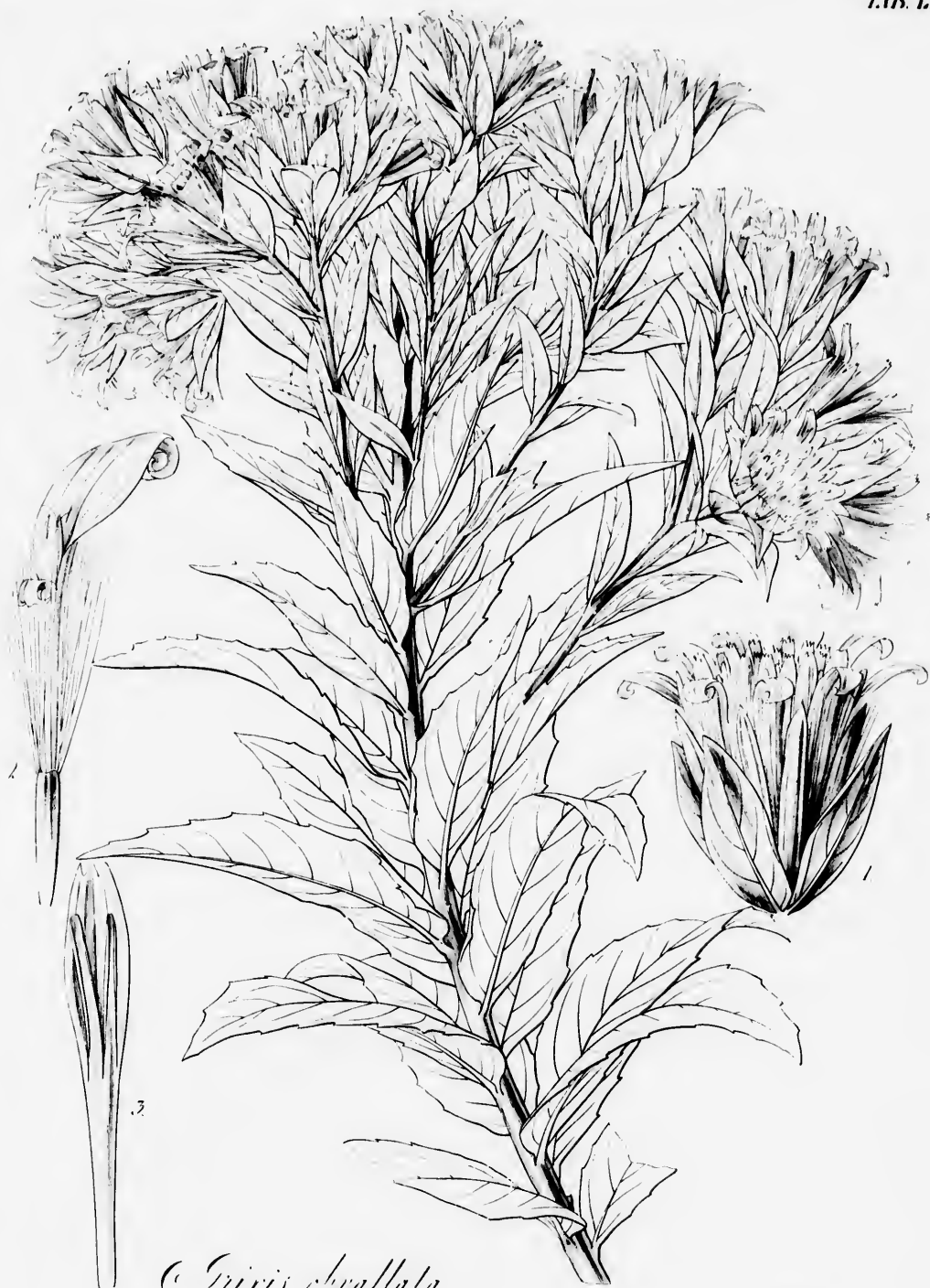
Tubocarpus hirsutus






Blauypharma arenarivida






C. Iris bracteata





Tab. LXV.



Walters.

Abelia aralioides





Petelia dinaricata

Swan. Sc.

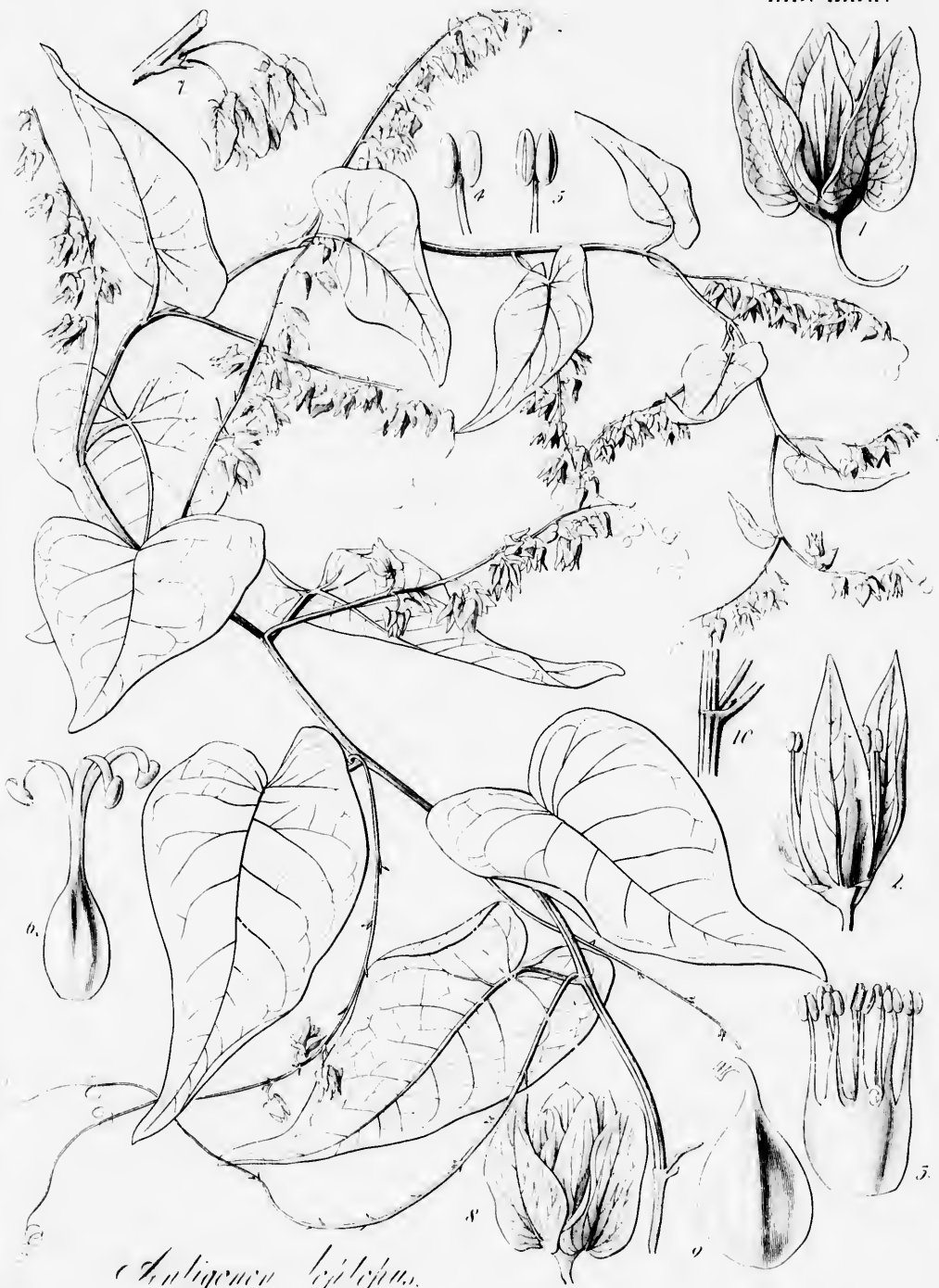


T. B. LXVIII




Zinnia glaucophylla.






Antigonon leptopus.




TAB. LXV.




1. *Galia microphylla*.






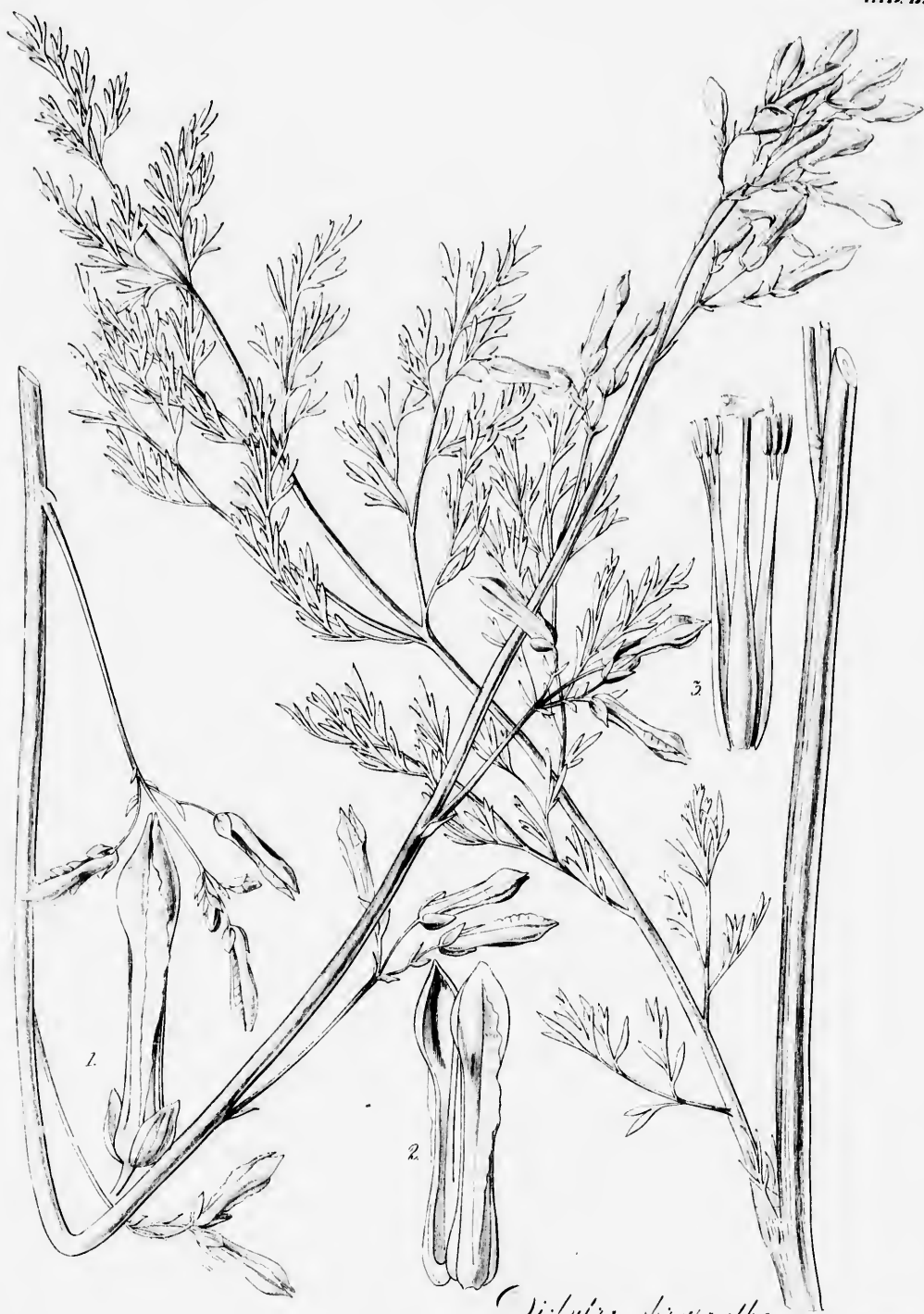
Asplenium subrotundum.






Aquilegia macrantha.






Siclytra chrysantha.

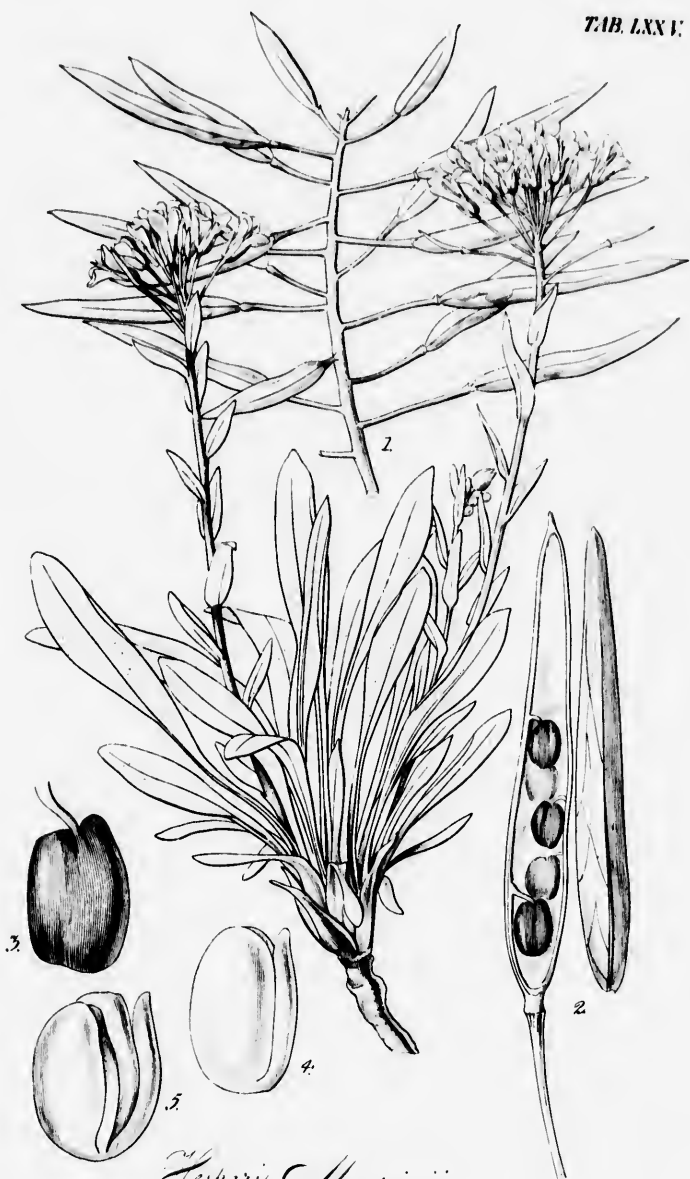
Small text or signature at the bottom right corner.







*Cakypedium
integrifolium.*






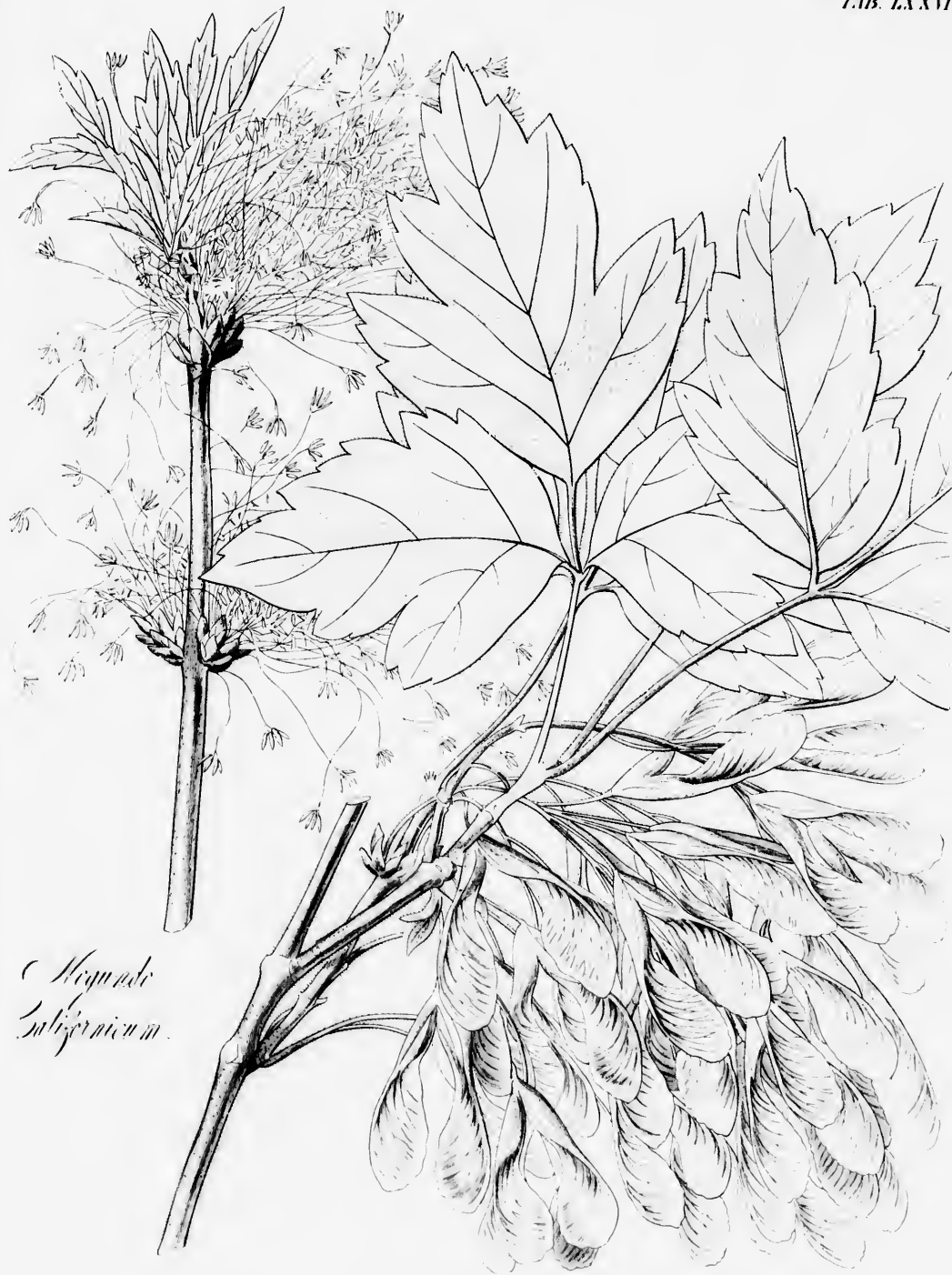
Hesperis Matronalis.






C. lutea






Heracleum
subzernicum





Trifolium amplexans.


Swartz



TIB LXXIX




Crispium microdon.






Chorizanthe arbutifolia






Citrus dichrocarpa






Urtica dioica






Genus dicijohis

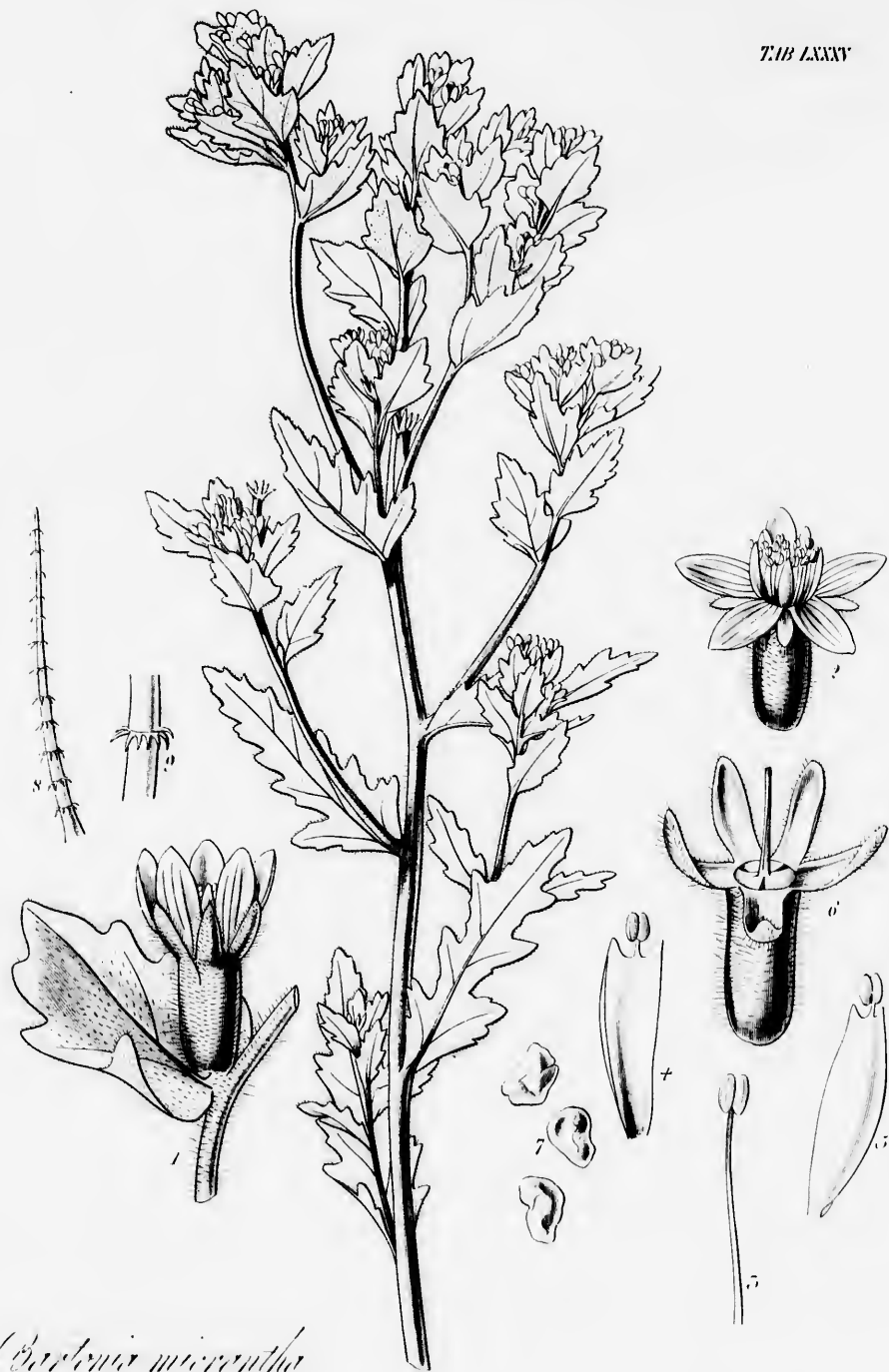


TAB LXXXIV




Polyalthia crinitata





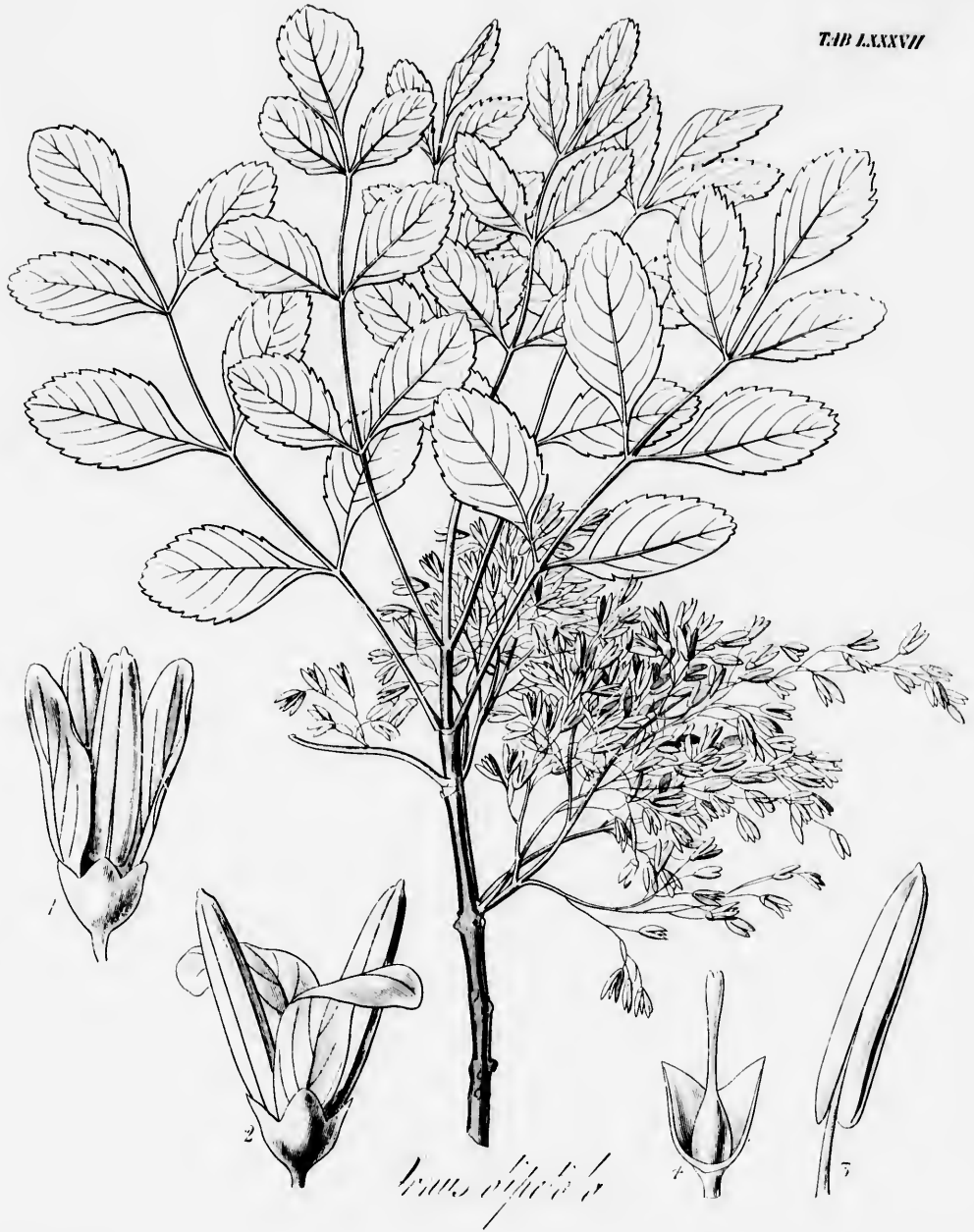
Chaetonia micrantha





Limnia rubra
 Nat. order Portulacae






Truus clypeatus





Quercus, glabra





Eriogonum helioscivum

