

**CIHM
Microfiche
Series
(Monographs)**

**ICMH
Collection de
microfiches
(monographies)**



Canadian Institute for Historical Microreproductions / Institut canadien de microreproductions historiques

© 1996

Technical and Bibliographic Notes / Notes techniques et bibliographiques

The Institute has attempted to obtain the best original copy available for filming. Features of this copy which may be bibliographically unique, which may alter any of the images in the reproduction, or which may significantly change the usual method of filming are checked below.

- Coloured covers / Couverture de couleur
- Covers damaged / Couverture endommagée
- Covers restored and/or laminated / Couverture restaurée et/ou pelliculée
- Cover title missing / Le titre de couverture manque
- Coloured maps / Cartes géographiques en couleur
- Coloured ink (i.e. other than blue or black) / Encre de couleur (i.e. autre que bleue ou noire)
- Coloured plates and/or illustrations / Planches et/ou illustrations en couleur
- Bound with other material / Relié avec d'autres documents
- Only edition available / Seule édition disponible
- Tight binding may cause shadows or distortion along interior margin / La reliure serrée peut causer de l'ombre ou de la distorsion le long de la marge intérieure.
- Blank leaves added during restorations may appear within the text. Whenever possible, these have been omitted from filming / Il se peut que certaines pages blanches ajoutées lors d'une restauration apparaissent dans le texte, mais, lorsque cela était possible, ces pages n'ont pas été filmées.
- Additional comments / Commentaires supplémentaires:

Pagination is as follows: p. 47-52

L'Institut a microfilmé le meilleur exemplaire qu'il lui a été possible de se procurer. Les détails de cet exemplaire qui sont peut-être uniques du point de vue bibliographique, qui peuvent modifier une image reproduite, ou qui peuvent exiger une modification dans la méthode normale de filmage sont indiqués ci-dessous.

- Coloured pages / Pages de couleur
- Pages damaged / Pages endommagées
- Pages restored and/or laminated / Pages restaurées et/ou pelliculées
- Pages discoloured, stained or foxed / Pages décolorées, tachetées ou piquées
- Pages detached / Pages détachées
- Showthrough / Transparence
- Quality of print varies / Qualité inégale de l'impression
- Includes supplementary material / Comprend du matériel supplémentaire
- Pages wholly or partially obscured by errata slips, tissues, etc., have been refilmed to ensure the best possible image / Les pages totalement ou partiellement obscurcies par un feuillet d'errata, une pelure, etc., ont été filmées à nouveau de façon à obtenir la meilleure image possible.
- Opposing pages with varying colouration or discolourations are filmed twice to ensure the best possible image / Les pages s'opposant ayant des colorations variables ou des décolorations sont filmées deux fois afin d'obtenir la meilleure image possible.

This item is filmed at the reduction ratio checked below / Ce document est filmé au taux de réduction indiqué ci-dessous.

10x	14x	18x	22x	26x	30x
<input type="checkbox"/>	<input type="checkbox"/>	<input type="checkbox"/>	<input type="checkbox"/>	<input checked="" type="checkbox"/>	<input type="checkbox"/>
12x	16x	20x	24x	28x	32x

The copy filmed here has been reproduced thanks to the generosity of:


Stauffer Library
Queen's University

The images appearing here are the best quality possible considering the condition and legibility of the original copy and in keeping with the filming contract specifications.

Original copies in printed paper covers are filmed beginning with the front cover and ending on the last page with a printed or illustrated impression, or the back cover when appropriate. All other original copies are filmed beginning on the first page with a printed or illustrated impression, and ending on the last page with a printed or illustrated impression.

The last recorded frame on each microfiche shall contain the symbol \rightarrow (meaning "CONTINUED"), or the symbol ∇ (meaning "END"), whichever applies.

Maps, plates, charts, etc., may be filmed at different reduction ratios. Those too large to be entirely included in one exposure are filmed beginning in the upper left hand corner, left to right and top to bottom, as many frames as required. The following diagrams illustrate the method:



L'exemplaire filmé fut reproduit grâce à la générosité de:

Stauffer Library
Queen's University




Les images suivantes ont été reproduites avec le plus grand soin, compte tenu de la condition et de la netteté de l'exemplaire filmé, et en conformité avec les conditions du contrat de filmage.

Les exemplaires originaux dont la couverture en papier est imprimée sont filmés en commençant par le premier feuillet et en terminant soit par la dernière page qui comporte une empreinte d'impression ou d'illustration, soit par le second feuillet, selon le cas. Tous les autres exemplaires originaux sont filmés en commençant par la première page qui comporte une empreinte d'impression ou d'illustration et en terminant par la dernière page qui comporte une telle empreinte.

Un des symboles suivants apparaîtra sur la dernière image de chaque microfiche, selon le cas: le symbole \rightarrow signifie "A SUIVRE", le symbole ∇ signifie "FIN".

Les cartes, planches, tableaux, etc., peuvent être filmés à des taux de réduction différents.

Lorsque le document est trop grand pour être reproduit en un seul cliché, il est filmé à partir de l'angle supérieur gauche, de gauche à droite, et de haut en bas, en prenant le nombre d'images nécessaire. Les diagrammes suivants illustrent la méthode.



MICROCOPY RESOLUTION TEST CHART

(ANSI and ISO TEST CHART No. 2)



2.8



5.0

3.2



5.6

6.3

3.6

7.1

4.0



APPLIED IMAGE Inc

1653 East Main Street
Rochester, New York 14609 USA
(716) 482 - 0300 - Phone
(716) 288 - 5989 - Fax

UNIVERSITY OF TORONTO
STUDIES

PAPERS FROM THE PHYSICAL
LABORATORIES

No. 68: A CONTINUOUS FLOW APPARATUS FOR THE
PURIFICATION OF IMPURE HELIUM MIXTURES, BY E.
EDWARDS AND R. T. ELWORTHY

REPRINTED FROM TRANSACTIONS OF THE ROYAL SOCIETY OF CANADA, SERIES III, VOL. XIII)

THE UNIVERSITY LIBRARY: PUBLISHED BY
THE LIBRARIAN, 1920

University of Toronto Studies
COMMITTEE OF MANAGEMENT

Chairman: SIR ROBERT ALEXANDER FALCONER, LL.D., K.C.M.G.
President of the University

PROFESSOR W. J. ALEXANDER, PH.D.

PROFESSOR J. J. MACKENZIE, B.A., M.B.

PROFESSOR J. P. McMURRICH, PH.D.

BRIG.-GEN. C. H. MITCHELL, B.A.Sc., C.B., C.M.G., D.S.O.

PROFESSOR G. H. NEEDLER, PH.D.

PROFESSOR GEORGE M. WRONG, M.A.

General Editor: H. H. LANGTON, M.A.
Librarian of the University

*A Continuous Flow Apparatus for the Purification of Impure Helium Mixtures.*¹

By E. EDWARDS, M.A., B.Sc., and R. T. ELWORTHY, B.Sc.

Presented by PROFESSOR J. C. McLENNAN, F. R. S.

(Read May Meeting, 1919.)

INTRODUCTION

The utilization of the absorbent property of cocoanut charcoal, cooled to a low temperature, introduced by Dewar² primarily for the production of high vacua and later for the separation of gases, has been practically the only laboratory method adopted for the isolation and purification of helium.

The usual practice is to admit impure gas gradually at low pressures to the charcoal contained in vessels immersed in liquid air and as soon as equilibrium is attained the unabsorbed helium is pumped off.

Ramsay³ made use of this method for the final purification of helium obtained by fractional distillation of liquid air and in his examination of the rare gases evolved from the mineral springs at Bath. It was used by Moureau and Lepape⁴ in their analyses of rare gases given off from French mineral springs, by Cady and McFarlane⁵ in work on the helium content of natural gases in Kansas, U.S.A., and by Professor J. C. McLennan and others in an investigation of the helium resources of the British Empire.⁶

Two hundred litres of helium prepared from monazite with which Professor Kammerling Onnes⁷ carried out determinations of isothermals—work which culminated in the liquefaction of helium—was purified by charcoal cooled in liquid hydrogen. Until recently the gas at Leiden constituted the greatest supply of pure helium existent,

¹ Communicated by Professor J. C. McLennan, F.R.S., by permission of the Admiralty.

² Dewar. *Proc. Roy. Soc.*, 1904. A 74, 122.

³ Ramsay. *Proc. Roy. Soc.*, 1905. A 76, 111.

Proc. Roy. Soc., 1908. A 80, 599.

Chem. News, 1912-105-134.

⁴ Moureau and Lepape. *Comp. Rend.*, 155, p. 197-1912.

⁵ Cady and McFarlane. *Jour. Amer. Chem. Soc.* 1907-29-1523.

⁶ Vide this Journal.

⁷ K. Onnes. *Proc. K. Akad. Wetensch Amsterdam*, 1908-11-168

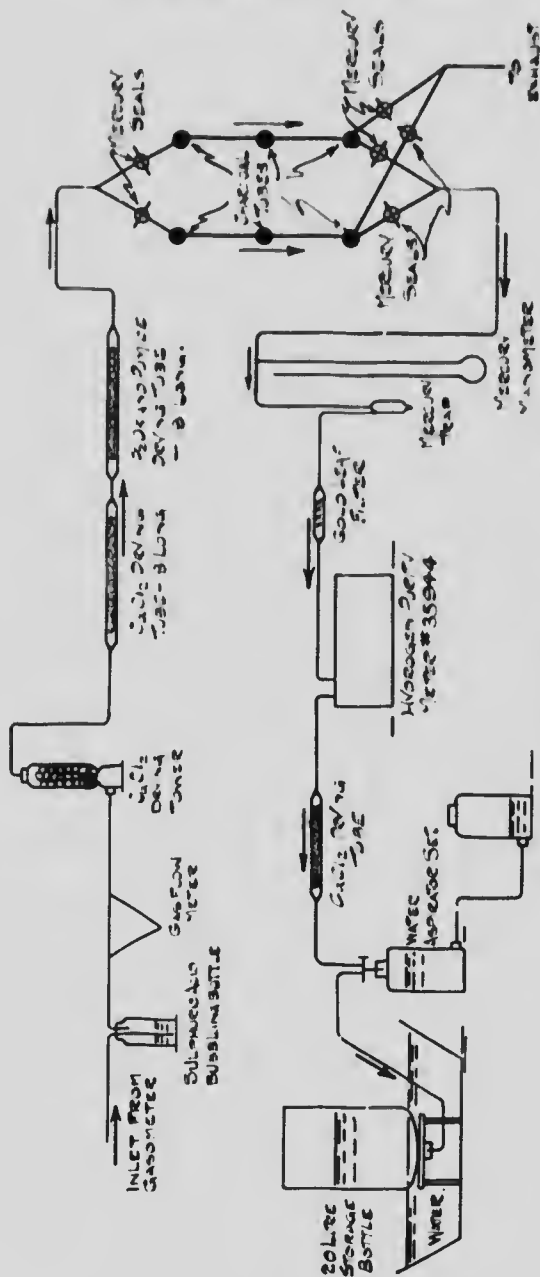


Figure 1.—Diagrammatic Sketch of Flow Apparatus.

a fact sadly referred to by the author¹ of a German aeronautical book published in 1914, after pointing out the great advantage of using helium as a balloon gas.

On account of the great advances which have now been made in the commercial separation of helium from natural gas, more rapid laboratory methods of purification are required.

Most of the work on the absorptive power of charcoal has been carried out at low pressures. Dewar,² however, investigated the volumes of various gases absorbed at atmospheric pressure, the heat evolved during the absorption and the rate of absorption.

Claude³ published data on the charcoal absorption of nitrogen, hydrogen, neon and helium at pressures varying from a few hundredths of a millimeter to 247 mms. He found that the volumes absorbed increased with pressure although a considerable time was required for the complete establishment of equilibrium at the higher pressures.

In view of this work it was considered probable that cooled charcoal would be effective in removing nitrogen from impure helium, passing over its surface at atmospheric pressure at a slow rate.

As a result of successful preliminary experiments the apparatus described in the following paper was constructed.

It consisted essentially of two sets of charcoal tubes arranged in parallel so that when one set became saturated with impurity the gas flow could be diverted through the second set while the first set of tubes was revived.

DESCRIPTION OF APPARATUS

The diagrammatic sketch, Fig. 1, indicates the general arrangement of the apparatus. The impure gas passed from the gasometer (a) through a Venturi meter to approximately measure the rate of flow (b) through a drying train into (c) either set of charcoal tubes as desired, (d) past the side tubes leading to the exhaust pump, to (e) a Shakespear Hydrogen Purity Meter, which, calibrated for helium⁴, showed the purity of the treated gas and through it (b) into the receiving bottle and finally into the storage bottles. The purity was also checked by density measurements.

The appearance of the central portion of the apparatus is shown in Fig. 2, which represents the two sets of charcoal tubes arranged in parallel and the six mercury seals used instead of glass stop cocks

¹ G. Austerweil. *Die Angewandte Chemie in der Luftfahrt*.

² Dewar. *Loc. cit.* Also Proc. Roy. Inst. 21-240-1914.

³ Claude. *Comptes Rendus*. 1914, 158, 861.

⁴ V. F. Murray, *vide* this journal.

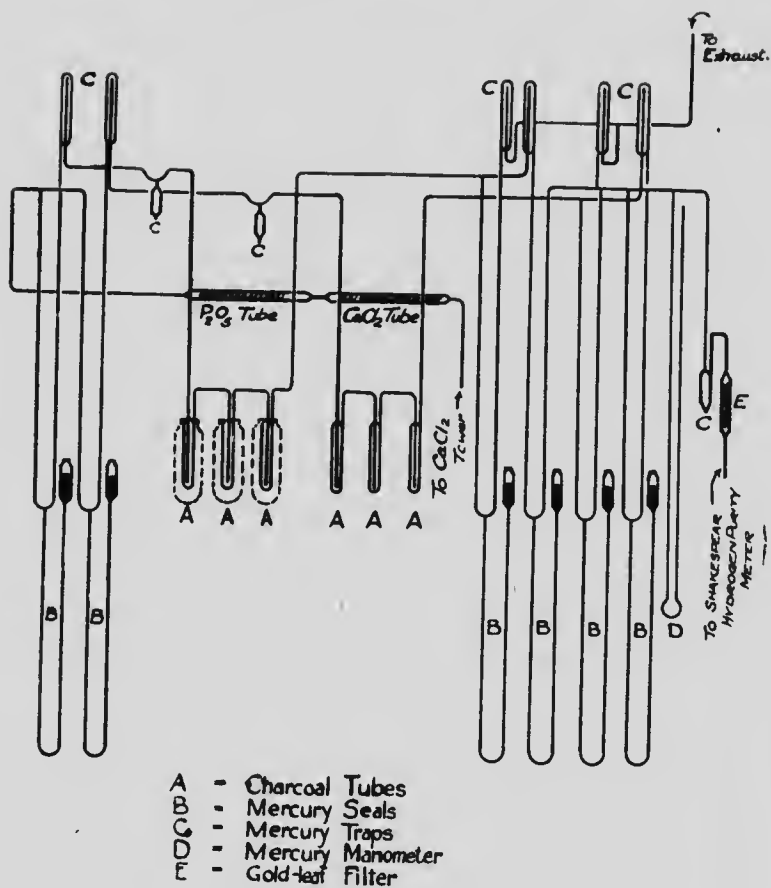


Figure 2.—Central Portion of Flow Apparatus.

to preclude the possibility of air leaks at taps. These seals were operated by lowering or raising the mercury reservoirs according as it was desired to open or close a path to the gas flow.

For use the whole apparatus was first exhausted; the charcoal tubes were surrounded by liquid air and gas was allowed to stream slowly in until atmospheric pressure was attained. When a steady condition was obtained, a flow of gas was started, and continued so long as the purity meter read above 99.8%. When this percentage began to fall the gas stream was diverted through the second set of tubes and the purification continued. Meanwhile the charcoal in

the first set of tubes was revived for use, when the second set became saturated.

THE PREPARATION OF THE CHARCOAL

The charcoal used in the tubes was prepared by heating fragments of coconut shell out of contact with air in a muffle furnace at a temperature of about 800°C. for ten hours. When cool, the pieces were crushed and screened, that which passed 10 but was retained by 30 meshes to the inch, being used.

After being put in the tubes the charcoal was again heated in vacuo. Each tube held about 30 grams.

THE REVIVIFICATION OF THE CHARCOAL

When saturated the tubes were allowed to warm up to atmospheric temperature while the gas given off was withdrawn. The tubes were raised to about 200°C. by means of cylindrical electric heaters and after half-an-hour a vacuum pump was connected and the tubes thoroughly exhausted and allowed to cool. The tests have shown that the absorptive power of the charcoal is not decreased by successive treatments, but is rather increased, a fact confirmed by Lemon¹, working on the critical temperatures at which absorbed gases are evolved from charcoal.

RESULTS

Altogether, seven runs were made, with the object of testing the efficiency of the method, the quantity of gas that could be purified by the amount of charcoal used (90 grams), the maximum rate the gas could be passed through the apparatus, and the efficacy of the revivification process. The following particulars outline the salient features of the runs:

No. of Run	Set of Charcoal tubes used	Time occupied Hours	Amount of pure gas obtained. Litres	Rate of flow. Impure gas in litres per hour	Purity %
I	1	5.62	11.1	2.38	99.9
There was no indication that the charcoal was saturated when the run was stopped.					
II	1	5.27	17.6 ¹	4.15	99.9
	2	0.83	3.9	5.60	99.9
At the end of Run I the charcoal tubes of Set 1 were only pumped out by means of aspirator bottles, accounting for low figure for saturation.					
III	1	3.27	23.6 ¹	8.65	99.9
	2	1.5	7.0	5.60	99.9
IV	1	3.82	21.3 ¹	6.95	99.9
	2	1.05	7.2	8.20	99.9
V	1	2.00	16.7	10.0	99.9
VI	1	3.16	25.0 ¹	9.50	99.9
VII	1	2.15	21.2 ¹	10.9	99.9

¹ Signifies that the charcoal was saturated.

¹ Lemon. *Physical Review* 9, p. 336, 1917.

The first set of charcoal tubes was given the most complete trial. The following volumes of pure gas were recovered before the charcoal was saturated.

Run III	23.6 litres
" IV	21.3 "
" VI	25.0 "
" VII	21.2 "
Mean	<hr/> 22.8 " <hr/>

The impure gas contained 88% "C" gas, therefore 26 litres of impure gas was treated on an average. Ninety grams of cocoanut charcoal was saturated by 3 litres of impurity (in this case nitrogen). The partial pressure of the nitrogen was about 90 mms. From Claude's data 11.2 litres of nitrogen was absorbed at 90 mms. by 100 gms. of charcoal, but the gas was left in contact with the charcoal for hours. In these experiments the impure helium was in contact with the charcoal for from one to two minutes only. It is probable that charcoal in a more efficient condition could be prepared, resulting in an even greater volume of gas being passed through before the charcoal becomes saturated.

SUMMARY

The results of the tests show:

1. That helium containing at least 12% impurity can be readily purified by passing in a continuous stream over charcoal at the temperature of liquid air or oxygen.
2. The rate of flow can be increased up to at least ten litres an hour without decreasing the efficiency of the process. The maximum possible rate of flow was not determined.
3. By the use of two or more sets of charcoal tubes, arranged in parallel, the process may be made a continuous one as this form of apparatus permits of revivification of the charcoal without disturbing the flow.

This work was carried out at the Admiralty Physical Laboratory, South Kensington, under the direction of Professor J. C. McLennan, F.R.S.

UNIVERSITY OF TORONTO STUDIES

PAPERS FROM THE PHYSICAL LABORATORIES

The "Papers from the Physical Laboratories", issued as a special series of University of Toronto Studies, date from the year 1900. Nos. 1-17 were published by the Physical Department in a very limited edition and are no longer in print. For the sake of a complete record the numbering of the Papers, as forming a series of University of Toronto Studies, is made continuous with the earlier series and commences with No. 18. The earlier numbers are not now available either for sale or gift.

- No. 41: The intensity of the earth's penetrating radiation at different altitudes and a secondary radiation excited by it, by Professor J. C. McLENNAN and E. N. MACALLUM 0.25
- No. 42: On the relation between the adiabatic and isothermal Young's moduli of metals, by E. F. BURTON 0.25
- No. 43: On the rotatory dispersion of quartz, by H. F. DAWES 0.25
- No. 44: On the mobilities of ions in gases at high pressures, by A. J. DEMPSTER..... 0.25
- No. 45: Measurements of precision on the penetrating radiation from the earth, by ARTHUR THOMSON 0.25
- No. 46: On the number of delta particles expelled concurrently with each alpha particle emitted by polonium, by W. F. KENNEDY 0.25
- No. 47: On the mobilities of ions in air at high pressures, by Professor J. C. McLENNAN and DAVID A. KEYS.... 0.25
- No. 48: On the absorption spectra of mercury, cadmium, zinc, and other metallic vapours, by Professor J. C. McLENNAN and EVAN EDWARDS 0.50
- No. 49: On the infra-red emission spectrum of the mercury arc, by Professor J. C. McLENNAN and RAYMOND C. DEARLE 0.25
- No. 50: On the ionisation tracks of alpha rays in hydrogen, by Professor J. C. McLENNAN and H. N. MERCER.... 0.50
- No. 51: On the delta rays emitted by zinc when bombarded by alpha rays, by Professor J. C. McLENNAN and C. G. FOUND..... 0.25
- No. 52: On the ultra-violet spectrum of elementary silicon by Professor J. C. McLENNAN and EVAN EDWARDS 0.25
- No. 53: On the ionisation potentials of magnesium and other elements, and on their absorption spectra, by Professor J. C. McLENNAN..... 0.25
- No. 54: On the Bunsen flame spectra of metallic vapours, by Professor J. C. McLENNAN and ANDREW THOMSON.. 0.25
- No. 55: On the ionisation of metallic vapours in flames, by Professor J. C. McLENNAN and DAVID A. KEYS.... 0.25
- No. 56: Emission and absorption in the infra-red spectrum of mercury, by RAYMOND C. DEARLE..... 0.25
- No. 57: Some experiments on residual ionization, by K. H. KINGDON 0.25

No. 58: Image formation by Crystalline media, by H. F. DAWES.	0.25
No. 59: Periodic precipitation, by Miss A. W. FOSTER	0.25
No. 60: Regularities in the spectra of lead and tin, by R. V. ZUMSTEIN	0.25
No. 61: New lines in the extreme ultra-violet of certain metals, by D. S. AINSLIE and D. S. FULLER	0.25
No. 62: The absorption of helium by charcoal, by STUART MCLEAN	0.25
No. 63: On the absorption spectra of thallium, aluminium, lead and tin, and arsenic, by J. C. MCLENNAN, J. F. T. YOUNG, and H. J. C. IRETON	0.25
No. 64: On the optical transparency of certain specimens of fluorite, by J. F. T. YOUNG and H. J. C. IRETON	0.25
No. 65: The use of the Jamin Interferometer for the estimation of small amounts of helium or hydrogen in air, by J. C. MCLENNAN and R. T. ELWORTHY	0.25
No. 66: The estimation of the helium content of mixtures of gases by the use of a Katharometer, by V. F. MURRAY	0.25
No. 67: The permeability of balloon fabrics to hydrogen and to helium, by R. T. ELWORTHY and V. F. MURRAY	0.25
No. 68: A continuous flow apparatus for the purification of impure helium mixtures, by E. EDWARDS and R. T. ELWORTHY	0.25



