

Technical and Bibliographic Notes / Notes techniques et bibliographiques

The Institute has attempted to obtain the best original copy available for filming. Features of this copy which may be bibliographically unique, which may alter any of the images in the reproduction, or which may significantly change the usual method of filming are checked below.

- Coloured covers / Couverture de couleur
- Covers damaged / Couverture endommagée
- Covers restored and/or laminated / Couverture restaurée et/ou pelliculée
- Cover title missing / Le titre de couverture manque
- Coloured maps / Cartes géographiques en couleur
- Coloured ink (i.e. other than blue or black) / Encre de couleur (i.e. autre que bleue ou noire)
- Coloured plates and/or illustrations / Planches et/ou illustrations en couleur
- Bound with other material / Relié avec d'autres documents
- Only edition available / Seule édition disponible
- Tight binding may cause shadows or distortion along interior margin / La reliure serrée peut causer de l'ombre ou de la distorsion le long de la marge intérieure.
- Blank leaves added during restorations may appear within the text. Whenever possible, these have been omitted from filming / Il se peut que certaines pages blanches ajoutées lors d'une restauration apparaissent dans le texte, mais, lorsque cela était possible, ces pages n'ont pas été filmées.
- Additional comments / Commentaires supplémentaires:

L'Institut a microfilmé le meilleur exemplaire qu'il lui a été possible de se procurer. Les détails de cet exemplaire qui sont peut-être uniques du point de vue bibliographique, qui peuvent modifier une image reproduite, ou qui peuvent exiger une modification dans la méthode normale de filmage sont indiqués ci-dessous.

- Coloured pages / Pages de couleur
- Pages damaged / Pages endommagées
- Pages restored and/or laminated / Pages restaurées et/ou pelliculées
- Pages discoloured, stained or foxed / Pages décolorées, tachetées ou piquées
- Pages detached / Pages détachées
- Showthrough / Transparence
- Quality of print varies / Qualité inégale de l'impression
- Includes supplementary material / Comprend du matériel supplémentaire
- Pages wholly or partially obscured by errata slips, tissues, etc., have been refilmed to ensure the best possible image / Les pages totalement ou partiellement obscurcies par un feuillet d'errata, une pelure, etc., ont été filmées à nouveau de façon à obtenir la meilleure image possible.
- Opposing pages with varying colouration or discolourations are filmed twice to ensure the best possible image / Les pages s'opposant ayant des colorations variables ou des décolorations sont filmées deux fois afin d'obtenir la meilleure image possible.

This item is filmed at the reduction ratio checked below / Ce document est filmé au taux de réduction indiqué ci-dessous.

10x	12x	14x	16x	18x	20x	22x	24x	26x	28x	30x	32x
								✓			

704

DDI

APPENDIX, No. 1,

TO THE

FIFTEENTH VOLUME.

APPENDIX TO THE FIFTEENTH VOLUME

OF THE

JOURNALS

OF THE

LEGISLATIVE ASSEMBLY

OF THE

PROVINCE OF CANADA.

From the 26th February to the 10th June, 1857, both days inclusive,
IN THE TWENTIETH YEAR OF THE REIGN OF OUR SOVEREIGN LADY
QUEEN VICTORIA.

Being the 3rd Session of the 5th Provincial Parliament of Canada.

SESSION, 1857.

Printed by Order of the Legislative Assembly

Vol. 15.

LIST
OF
APPENDIX.

LIST OF APPENDIX.

VOL. XV.---SESS. 1857.

HEADS OF APPENDIX, ALPHABETICALLY ARRANGED.

Accounts, Public	(No. 4.)
Agriculture	(No. 54.)
Appointments to Office	(No. 49.)
Archambault, Louis	(No. 51.)
Banks, Returns from	(No. 11.)
Banks, Stockholders of	(No. 11.)
Baptisms, Marriages, and Burials	(No. 31.)
Beauharnois Canal	(No. 56.)
Bonds and Securities	(No. 13.)
British Creditors of Debtors	(No. 44.)
Burr, William	(No. 61.)
Champlain and St. Lawrence Railway	(No. 6.)
Chartered Banks	(No. 26.)
Civil Government	(No. 4.)
Clergy Reserves Fund	(No. 53.)
Commutations of Tenure	(No. 36.)
Cornwall, Concession Line Survey	(No. 46.)
Corrigan, Edward	(No. 45.)
Criminals	(No. 7.)
Crown Lands	(No. 25.)
Crown Lands Agents	(No. 32.)
Debtors	(No. 44.)
DeRotterdamund, Count	(No. 5.)
Desertion of Seamen	(No. 37.)
Dufresne, Louis F.	(No. 39.)
Education	(No. 58.)
Elections of Members to the Legislative Council	(No. 35.)

Emigration	(No. 47.)
Explorations and Surveys	(No. 5.)
Fee Fund.....	(No. 8.)
Fees of Registrars, Upper Canada.....	(No. 8.)
Fisheries	(No. 41.)
Gauvreau's Canadian Hydraulic Cement	(No. 59.)
Geological Survey of Canada	(No. 52.)
Gloucester, Township of	(No. 50.)
Government Schooner	(No. 23.)
Grand Trunk Railway.....	(No. 6.)
Great Southern Railway	(No. 6.)
Greenock, Town Plot.....	(No. 33.)
Hudson's Bay	(No. 17.)
Hull, Township of	(No. 50.)
Indian Tribes	(No. 55.)
Innisfil, Township of	(No. 50.)
Insolvent Traders	(No. 44.)
Insurance Companies.....	(No. 11.)
Island of St. Joseph	(No. 24.)
Jesuits' Estates	(No. 18.)
Junction Canal on the St. Lawrence	(No. 57.)
Lakes, Huron and Superior.....	(No. 24.)
Lunatic Asylum, Toronto	(No. 12.)
Maguire, Denis	(No. 40.)
Maguire, John.....	(No. 27.)
Militia	(No. 3.)
Montmorency Bridge.....	(No. 22.)
Montreal Mechanics' Institute	(No. 11.)
Montreal Turnpike Roads.....	(No. 10.)
Municipal and Road Act	(No. 30.)
Municipal Loan Fund	(No. 34.)
Municipal Returns.....	(No. 14.)
Ordnance Lands	(No. 20.)
Ontario, Simcoe and Huron Railway	(No. 6.)
Penitentiary	(No. 7.)
Plante, Moise	(No. 38.)

Population of Counties in Upper Canada	(No. 8.)
Port Dalhousie and Thorold Railway	(No. 6.)
Post Office Department	(No. 1.)
Prisoners	(No. 7.)
Proof of Spirits	(No. 48.)
Public Accounts	(No. 4.)
Public Chest	(No. 26.)
Public Contractors.....	(No. 16.)
Public Debt	(No. 26.)
Public Works, Estimate	(No. 4.)
Public Works, Report of	(No. 29.)
Quebec and Point Levy Turnpike Roads	(No. 42.)
Registrar's Office, Montreal	(No. 15.)
Returning Officers	(No. 43.)
Revenue and Expenditure	(No. 62.)
Saint Lawrence and Industry Village Railway	(No. 6.)
Savings Banks.....	(No. 11.)
Schofield, Ira, and others	(No. 60.)
Seigniorial Tenure	(No. 36.)
Statutes of Canada	(No. 21.)
Steamboats	(No. 19.)
Sullivan, Dennis.....	(No. 38.)
Toronto, and Sarnia Railroad.....	(No. 6.)
Trade and Navigation	(No. 2.)
Trinity Houses of Quebec and Montreal	(No. 9.)
University and Colleges of Toronto.....	(No. 28.)
Upper Canada College	(No. 28.)
Woodstock and Lake Erie Railway and Harbour Company	(No. 6.)

LIST OF APPENDIX.

CONTENTS OF VOLUME No. 1.

- No. 1.** **POST OFFICE DEPARTMENT:**—Annual Report of the Post Master General, for the year ended 31st March, 1856.
 —————Statement containing certain details relative to the Money Order Office.
 —————Statement of the Receipts and Expenditure of the Department, for the nine months ending the 31st December, 1856.
- No. 2.** **TRADE and NAVIGATION TABLES,** for the year 1856.
- No. 3.** **MILITIA:**—Report of the Adjutant General of Militia, on the state of the Militia of the Province.

CONTENTS OF VOLUME No. 2.

- No. 4.** **PUBLIC ACCOUNTS,** for the year 1856.
CIVIL GOVERNMENT:—Estimate of certain Expenses, for the year 1857, for which a Supply is required.
 —————Supplementary Estimate, for 1857.
PUBLIC WORKS:—Estimate of the Amounts required for Public Works, for the year 1857.
- No. 5.** **EXPLORATIONS and SURVEYS:**—Reports upon the Survey for a proposed Canal to connect Heeley's Falls and the mouth of the River Trent.
 —————Report on the Valley of the Ottawa.
- DE ROTTERMUND, COUNT:**—His Second Report of the Explorations of LAKES SUPERIOR and HURON.
- No. 6.** **ONTARIO, SIMCOE, and HURON RAILWAY:**—Statement of the Affairs of the Company, to 31st December, 1856.
ST. LAWRENCE and INDUSTRY VILLAGE RAILWAY:—Statement of its Affairs, for the year 1856.
CHAMPLAIN and ST. LAWRENCE RAILWAY:—Statement of its Affairs, for the year 1856.

- No. 6.** **PORT DALHOUSIE and THOROLD RAILWAY:**—Statement of the Affairs of the Company, on 21st March, 1855.
- WOODSTOCK and LAKE ERIE RAILWAY and HARBOUR COMPANY:**—Report of the Select Committee of investigation into the Affairs of the said Company.
- GREAT SOUTHERN RAILWAY:**—Proceedings of the Standing Committee on Railways, Canals, and Telegraph Lines, on the Bill to incorporate the Great Southern Railway Company.
- GRAND TRUNK RAILWAY:**—Statements, Reports, and Accounts of the Grand Trunk Railway Company.
- Accounts and Statements of the Company, on the 31st December, 1856.
- Statement shewing the Receipts and Expenditure of the Company on Traffic Account, for the several half years, commencing 1st January, 1854, and ending 31st December, 1856.

—————

CONTENTS OF VOLUME No. 3.

- GRAND TRUNK RAILWAY:**—Report of the Special Committee appointed to inquire and report as to the condition, management, and prospects of the Company.
- TORONTO and SARNIA RAILROAD:**—Copies of Contracts for the construction thereof,—and of the Report of an Engineer upon the condition of the Works, &c.
- No. 7.** **PENITENTIARY:**—Annual Report of the Inspectors of the Penitentiary, for 1856.
- CRIMINALS:**—Returns of the number confined in the Gaols of this Province.
- PRISONERS:**—Returns of all Prisoners received into every Gaol in Upper Canada, since the 1st January, 1855, and in Gaol at that date,—and shewing the cause and term of detention.

—————

CONTENTS OF VOLUME No. 4.

- No. 8.** **FEEES** received by **REGISTRARS** of Counties in Upper Canada, for the year 1856.

- No. 8.** FEE FUND:—Statement of Fees received for the Fee Fund, and salaries paid to COUNTY JUDGES, Upper Canada, for the year 1856.
- POPULATION of Counties in Upper Canada, and sums arising from the FEE FUNDS of the said Counties respectively.
- No. 9.** TRINITY HOUSES of QUEBEC and MONTREAL:—Accounts of, for the year 1856.
- No. 10.** MONTREAL TURNPIKE ROADS:—Accounts of the Trustees, for the year 1856.
- No. 11.** BANKS:—Returns of the Stockholders of the several chartered Banks in the Province.
- BANKS: }
 SAVINGS BANKS: } Returns from, for 1856.
 INSURANCE COMPANIES: }
- MONTREAL MECHANICS' INSTITUTE:—Return from, on 1st November, 1856.
- No. 12.** TORONTO LUNATIC ASYLUM:—Report of the Medical Superintendent thereof.
 ————Annual Report of the Bursar, for 1856.
 ————Reports, &c., relating to the recent investigation into certain charges preferred against the management of the Asylum.
- No. 13.** BONDS and SECURITIES:—Statement of, registered between 14th February, 1856, and 26th February, 1857.
- No. 14.** MUNICIPAL RETURNS, for Upper Canada, 1856.
 ————For Lower Canada, 1855 and 1856.
- No. 15.** REGISTRAR'S OFFICE, MONTREAL:—Correspondence relative to accommodation for the Registrar's Office in the Court House, Montreal.
- No. 16.** PUBLIC CONTRACTORS:—Statement shewing the names of Contractors with the Department of Public Works who have entered into contract on or subsequent to the 23d of June, 1854.
- No. 17.** HUDSON'S BAY TERRITORY:—Charters, Leases, and other documents under which the Hudson's Bay Company claim Title to the said Territory.
 ————Correspondence between the Imperial and Provincial Governments on the subject of the said Territory.

- No. 17.** HUDSON'S BAY COMPANY:—Return of places in Lower Canada held or occupied by the said Company.
 —Return of Lands contracted for by the said Company in Upper Canada.
 —Report of the Select Committee, appointed to receive and collect evidence and information as to the rights of the said Company under their Charter, the renewal of the License of Occupation, the character of the soil and climate of the Territory, and its fitness for settlement.
- No. 18.** JESUITS' ESTATES:—Statement respecting them, as required by the Act 16 Vic., cap. 163, sec. 5.
- No. 19.** STEAMBOATS:—Information relative to the inspection of hulls of Steamboats, or vessels propelled in whole or in part by steam.
- No. 20.** ORDNANCE LANDS:—Correspondence in reference to the Ordnance Lands lying within the limits of the City of Toronto.
 —Correspondence in relation to the transfer of the Rideau Canal, and the Ordnance Lands in the vicinity, to the Provincial Government.
 —Return shewing the quantity of Ordnance Land sold, or agreed to be sold, specifying the location, the rate per acre or foot, and the name of purchaser.
- No. 21.** STATUTES of CANADA:—Schedules of the Distribution of the Statutes of 1856, of the Indices to the Statutes in force in Upper and Lower Canada, and of the Tables to the Statutes in force in Upper Canada.
- CONTENTS OF VOLUME NO. 5.
- No. 22.** MONTMORENCY BRIDGE:—Report of the Commissioners of Inquiry into the causes of the fall of the said Bridge.
- No. 23.** GOVERNMENT SCHOONER:—Annual Report of the Magistrate commanding the said Schooner (La Canadienne) in the Gulf of St. Lawrence, during 1856.
- No. 24.** LAKES HURON and SUPERIOR:—Return relative to Mining Locations on the said Lakes.
 ISLAND of ST. JOSEPH:—Return of the quantity of Land in the Island of St. Joseph, sold by auction at Toronto, and at the Sault St. Marie, to whom sold, and the amount of such sales.

- No. 25.** CROWN LANDS:—Report of the Commissioner of Crown Lands for the year 1856.
- No. 26.** CHARTERED BANKS:—Correspondence on the subject of certain Bank Charters passed since the commencement of the Session of 1856.
- PUBLIC DEBT:—Statements of the Public Debt of Canada on 9th February, 1841.
 —Statement of the Public Debt of Canada on 31st December, 1856.
- PUBLIC CHEST:—Statement of the sums of money in the Public Chest at the time of the Union.
- No. 27.** MAGUIRE, JOHN, Esquire:—Copies of complaints against him, as Inspector and Superintendent of Police, Quebec, since 1st January, 1855.
- No. 28.** UNIVERSITY of TORONTO:—Annual Report of the Senate of, for the year 1856.
- UNIVERSITY COLLEGE, TORONTO:—Report of the Council for the year 1856.
- UNIVERSITY and COLLEGES of TORONTO:—Bursar's Statements and Accounts for 1856, and Estimates of Income for the year 1857.
- UPPER CANADA COLLEGE:—Bursar's Statements and Returns for 1856, and Estimate of Income for 1857.
- UNIVERSITY of TORONTO and UPPER CANADA COLLEGE:—Returns of information as to the amount of Principal Monies received and invested on account of the said University and College.
- No. 29.** PUBLIC WORKS:—Report of the Commissioners for the year 1856.
-
- CONTENTS OF VOLUME No. 6.
- No. 30.** MUNICIPAL and ROAD ACT of 1855:—First and Second Reports of the Select Committee appointed to inquire into the working of the said Act.
- No. 31.** BAPTISMS, MARRIAGES and BURIALS:—General Statements of, in the Districts of Quebec, Montreal, Three Rivers, St. Francis, and Gaspé, for the year 1856, and Supplementary Statements for the District of Montreal, for the years 1852, 1853, and 1855, and for the District of Gaspé for the years 1854 and 1855.

- No. 32.** CROWN LANDS AGENTS:—Reports relative to the conduct and accounts of JOHN CLARKE, as Agent for Land in Huron, and of THOMAS BAINES, as Agent at Toronto; and Schedule of Agents, defaulters or in arrear, on the 31st December, 1856.
- No. 33.** GREENOCK TOWN PLOT:—Correspondence connected with the Sale of the said Town Plot, in the County of Bruce, without being offered to public competition.
- No. 34.** MUNICIPAL LOAN FUND:—Statements relative to the Consolidated Municipal Loan Fund.
- No. 35.** ELECTIONS of MEMBERS to the LEGISLATIVE COUNCIL:—Statement shewing the names of the Electoral Divisions, and of the Returning Officers, the date of the Proclamation, the names of the Candidates, and the number of votes registered for each.
 -----Statement of Expenses incurred in the said Elections, shewing the sum charged by the Returning Officer, for each division, and also the sum allowed to each.
- No. 36.** SEIGNIORIAL TENURE:—Three Returns to addresses for certain Financial Statements and other information relative to the Commutation of Seigniorial Tenure.

 COMMUTATIONS of TENURE:—Returns of Commutation affected within the *Censives* of the late Order of Jesuits; within the *Censive* of the Seigniory of Lauzon; and within the *Censives* of Quebec and Three Rivers, from 1st January, 1856 to 28th February, 1857.
- No. 37.** DESERTION of SEAMEN:—Return to an Address for Copies of Papers relative to the Desertion of Seamen at Quebec.
- No. 38.** DENNIS SULLIVAN:—Copies of the Proceedings held in the case of Dennis Sullivan, who was tried in Hamilton, in November, 1856, for Murder.

 MOISE PLANTE:—Copies of certain Documents in the case of Moise Plante, who was tried on the 19th July, 1856, at Quebec, for Larceny.
- No. 39.** LOUIS F. DUFRESNE:—Copies of Documents having reference to the subject of the dismissal of Louis F. Dufresne from the Commission of the Peace.

CONTENTS OF VOLUME No. 7.

- No. 40.** DENIS MAGUIRE:—Documents in relation to his claim for damages to his property at Spencer Cove, occasioned by a rock and earth slide.
- No. 41.** FISHERIES:—Letter from the Speaker of the House of Assembly of Newfoundland, transmitting Copies of various Documents relating to Fisheries on the Coasts of Newfoundland and Labrador.
- No. 42.** QUEBEC and POINTE LÉVI TURNPIKE ROADS:—Copy of the Report of the Commissioners appointed to inquire into the administration of the Trustees of said Roads.
- No. 43.** RETURNING OFFICERS:—Report of the Commission of Inquiry, with reference to Returning Officers, together with the Accounts of the said Officers, and all other Papers and Documents relative to the said inquiry.
- Copies of Commissions appointing Commissioners to inquire into and report upon the Accounts of all Returning Officers for Lower Canada, in relation to any Election of Members, furnished since 1848.
- No. 44.** DEBTORS:—RETURNS shewing the number of WRITS issued in each County of Upper Canada for the ARREST of Debtors, since 1st January, 1855, with other detailed information.
- INSOLVENT TRADERS:—Returns of Insolvent Traders who have applied to Judges of the County Courts in Upper Canada, for discharges under the Insolvent Traders' Act of 1856, with other detailed information.
- BRITISH CREDITORS or DEBTORS:—Copies of Despatches in reference to the Joint Address of both Houses to Her Majesty, during the first Session of the present Parliament, on the subject of the repeal of those provisions of the Imperial Statutes by which British Creditors or Debtors residing in the Colonies are enabled to prove their Debts by affidavits only.

CONTENTS OF VOLUME No. 8.

- No. 45.** CORRIGAN, EDWARD:—Report of the Commissioners appointed to inquire into the circumstances connected with the death of the late Edward Corrigan, of St. Sylvester.

- No. 46.** CORNWALL CONCESSION LINE SURVEY:—Copy of Mr. James West's Instructions relative to the Survey of the line between the 5th and 6th Concessions of Cornwall;—and of his Report.
- No. 47.** EMIGRATION:—Report of the Chief Agent for the Superintendence of Emigration to Canada, for 1856.
 ————Report of the Special Committee appointed to inquire whether or not any Emigration from Canada to the United States, or elsewhere, has taken place during the last two years, and if so, to what extent; to investigate the causes which have occasioned it, and to ascertain the most efficient means to adopt to put a stop thereto.
- No. 48.** PROOF SPIRITS:—Return of the quantity manufactured by the various Distilleries in Canada, during the years 1855 and 1856.
- No. 49.** APPOINTMENTS to OFFICE:—Returns of persons appointed to offices of honor, profit, emolument or trust in this Province, since the 28th March, 1855.
- No. 50.** GLOUCESTER, TOWNSHIP of:—Copies of Applications and other Documents relative to the purchase of Lots Nos. 18 in the 3d Concession, and in the Gore, in the Rideau front of the said Concession of the Township of Gloucester.
- HULL, TOWNSHIP of:—Copies of various Papers and Correspondence relating to the leasing, purchasing, or disposal of Lot No. 15 in the 1st Range of the Township of Hull, Lower Canada.
- INNISFIL, TOWNSHIP of:—Copies of Papers and Documents connected with the Grant of the South half of Lot No. 21, Concession 12, Innisfil.
- No. 51.** LOUIS ARCHAMBAULT:—Report upon the Investigation with respect to the Accounts of Louis Archambault, as Returning Officer at the Elections for the Counties of Leinster and L'Assomption, in 1851 and 1854.
-
- CONTENTS OF VOLUME NO. 9.
- No. 52.** GEOLOGICAL SURVEY of CANADA:—Reports of Progress made during the years 1853, 1854, 1855, and 1856.
- No. 53.** CLERGY RESERVES FUND:—First and Second Reports of the Select Committee to which was referred the Petition of the Rev. Francis Evans and others.

- No. 54.** AGRICULTURE:—Annual Report of the MINISTER of Agriculture for 1856.
- No. 55.** INDIAN TRIBES:—Account Current with the Indian Department since the passing of the Act 14 & 15 Vic., cap. 109, with other information.
- No. 56.** BEAUHARNOIS CANAL:—Copy of Instructions given to Arbitrators on damages caused by the said Canal, and of certain statements connected therewith.
- No. 57.** JUNCTION CANAL on the ST. LAWRENCE:—Report from Select Committee to which was referred the Petition of John Counter, Esquire.

CONTENTS OF VOLUME No. 10.

- No. 58.** EDUCATION:—Annual Report of the Normal, Model, Grammar, and Common Schools in Upper Canada, for the year 1856.
 ————Annual Report of Superintendent of Education in Lower Canada, for the year 1856.
- No. 59.** GAUVREAU'S Canadian Hydraulic Cement.
- No. 60.** SCHOFIELD, IRA, and OTHERS:—Report of Select Committee on the Petition of, for Militia Services during the War of 1812.
- No. 61.** BURR, WILLIAM:—Report of the Select Committee to which was referred his Petition on the subject of a Canal to connect the Georgian Bay on Lake Huron, with the waters of Lake Ontario at Toronto.
- No. 62.** REVENUE and EXPENDITURE:—From the year 1841 to the year 1856, inclusive.

PRINTED BY ROLLO CAMPBELL, CORNER OF YONGE AND WELLINGTON STREETS, TORONTO.

ANNUAL REPORT

OF THE

POSTMASTER GENERAL.

YEAR ENDED 31ST MARCH,

1856.

PRINTED BY ORDER OF THE LEGISLATIVE ASSEMBLY.



TORONTO:

PRINTED BY JOHN LOVELL, CORNER OF YONGE AND MELINDA STREETS

1857.

ANNUAL REPORT

OF THE

POSTMASTER GENERAL OF CANADA.

To His Excellency Sir EDMUND WALKER HEAD, *Baronet, Governor General of British North America, &c., &c., &c.*

MAY IT PLEASE YOUR EXCELLENCY :

In placing before Your Excellency, the accompanying Returns prepared according to law for the year ended 31st March, 1856, to be submitted to the Legislature at the approaching Session, I have the honor to offer the following observations, and also to supply information on several points of interest connected with the operations of the Department during the year, and up to the present date, which are not embraced in the Statutory Returns.

For the convenience of comparison, I have thought it expedient to notice the matters which appear to invite remark in nearly the same order which has been followed in the Reports of previous years.

On the 31st March, 1856,—1375 Post Offices were on the establishment, of which 82 had been added within the year.

There existed at that date 11,839 miles of Post Route, and the number of miles of annual Mail travel was 4,803,285 miles.

By the enumeration taken of the letters passing through the Canadian Posts in a week of March, 1856, the number was found to give a yearly rate of 7,044,648.

To shew the progressive growth of the Department from year to year, the following Table brought up to the year 1856 will be interesting.

Dates.	No. of Post Offices in operation.	No. of Miles of established Post Route.	No. of Miles of Annual Mail Travel.	Number of Letters passing by Pos	
				In a week.	Rate per annum.
April, 1851.....	601	7595	2,487,000	41 000	2,132,000
" 1852.....	840	8618	2,931,373	71,726	3,729,752
March, 1853.....	1016	9122	3,430,474	81,896	4,258,592
" 1854.....	1166	10,027	4,015,816	98,350	5,114,200
" 1855.....	1293	11,192	4,559,761	116,671	6,066,692
" 1856.....	1375	11,839	4,803,285	135,474	7,044,648

Annual growth of Department.

Of the 11,839 miles of Post Route, were supplied with a
 weekly mail, 1972 miles.
 With mails twice a week, 1953 do
 Do thrice do 3510 do
 Do daily, or more frequently, 4404 do

11,839 miles.

The Postage Revenue of the year ended March, 1856, was....		£114,422	9	5½
Less.—Letters and balances in hands of				
	Postmasters,.....	£ 3,021	3	5½
	Balance of British Packet Postage collected			
	in Canada,.....	17,827	8	4½
		<hr/>		
		£20,848	11	10
Net available receipts,.....		£93,573	17	7½

The Disbursements were

For Mail Service :				
	By stage, horseback, or on foot,	£39,880	4	1½
	By steamboat,	12,096	12	9
	By railroad,	10,760	15	0
	To and from railroad stations,.....	3,264	11	4½
	For mail bags, locks and keys,	777	1	11½
		<hr/>		
		£66,779	5	2½
	For salaries and commissions,	54,580	1	2½
	Office rent—allowances to Postmasters,	1,879	3	8
	Stationery—allowance to Postmasters.....	1,343	13	0
	General Stationery, Printing and Advertising.....	3,494	6	7
	Post Office Stamps and Seals, Scales and Weights, and			
	Miscellaneous items	4405	18	5
		<hr/>		
	Total expenditure	£132,482	8	1

The available Postal Revenue of the year was, as above
shewn £93573 17 7½

As compared with the collections of the preceding year, there was an increase of £1532 7s. 7d., notwithstanding that by the Act which took effect on the 1st July, 1855, and therefore operated on three Quarters of the year included in this Report, the postages heretofore chargeable on the correspondence of the Legislature and of the Public Departments, and the remaining charges on the transmission of Canadian Newspapers by Post were abolished, and these items of Revenue consequently withdrawn from the resources of the Department.

If an equivalent for the sum which those branches of income yielded, be deducted from the corresponding three Quarters of the year ended March 1855, in which they formed part of the receipts, it will be found that the remaining items of Postal Revenue, consisting almost exclusively of the ordinary correspondence of the Country had in fact improved within the year ended March 1856, to the extent of £12,000,—a very satisfactory rate of increase, and full of promise for the future.

The disbursements for the maintenance of the Postal service amounted to the sum of £132,482 8s. 1d.

There was no marked variation in any item as compared with the year 1855, save in payments for Salaries and Commission to Officers, Clerks, and Postmasters.

Under the authority granted in the Session of 1855, an augmentation was made generally in fixed Salaries, within the prescribed limit of 25 per cent, and the continued increase of business within the year has necessitated the employment of additional strength in most branches of the service, and especially in the establishment of the City Post Offices and Railway Clerks.

The payments under the several heads of Salary and Commission were,	
To Officers and Clerks of Post Office Department....	£ 5027 13 3
“ Inspectors and Inspectors Clerks.....	3116 9 2

Revenue and Expenditure.

Revenue.

Expenditure.

To Railway Mail Clerks and Guards.....	4837	5	8
“ Postmasters and Clerks of City Post Offices.....	*14276	18	0
“ Commissions allowed to Postmasters at other than City Offices, in lieu of Salaries.....	27321	15	1½
	£54580	1	2½

This amount includes £932 7s. 11d. arrears, belonging properly to the preceding year, and arising from the circumstance that the advance in Salaries adverted to above, dated back to the 1st January, 1855; the true charge, therefore, under this head, upon the year ended 31st March, 1856, was, £53,647 13s. 8½.

The following Table will shew the yearly advance of charge in this division of Expenditure as the business of the Department enlarged, specifying under distinct heads the amount paid to each class of officers, with a computation of the relative increase upon each class as compared with the advance in the ordinary letter Postage Revenue. The increase in the public correspondence and newspaper circulation, though now not represented by a postage charge, has unquestionably been at least equal to that of the ordinary correspondence.

Dates.	Estimated Proportions of Net Revenue Collected.		Total Net Revenue.	Amounts paid yearly for Salaries and Commissions.					Total yearly charge for Salaries and Com- missions.
	Ordinary Letter Postage.	Public Cor- respondence and News- papers.		Post Office Depart- ment.	Inspectors and Clerks.	Railway Mail Clerks.	City Post Offices.	Other than City Post Offices.	
	£	£	£	£	£	£	£	£	£
1852	40000	18000	58000	2350	1380	400	5000	13500	22630
1853	48000	21000	69000	2510	1370	400	6150	15500	25930
1854	59000	22000	81000	3100	1650	1350	7900	18100	32100
1855	77000	15000	92000	3705	4250	3500	9800	24500	48850
1856	89000	14500	93500	5020	3120	4849	14280	27320	54580
Deduct Arrears of Salary paid in 1856, but belonging to 1855, and therefore properly to be added to that year's total				210	104	115	504		
True Totals of 1856..				4810	3016	4734	13776		

- Notes.—1. Completion of first year under Provincial Control.
2. Great Western Railway opened in this year:—Ontario, Simcoe and Huron Road also.
3. Reduction in charge on Newspapers.
4. Additional Inspector's Division set off.
5. Railway Mail Service greatly extended by opening of new lines and sections.
6. Large increase made in scale of Commissions allowed to Postmasters.
7. Canadian Newspapers, and Legislative, and Government Correspondence free of Postages for the three last Quarters of this year.
8. Increase of 25 per cent granted to Salaries under Act of 1855.
9. The London Post Office was this year added to the City Post Office establishment.

By the foregoing Table, the accounts of the year 1856, as compared with 1852, shew that the

Ordinary Letter Postage has increased122 per cent.
Charge for Salaries, Post Office Department,104 do

* NOTE.—Two fifths of the whole Postage is collected at the Cities.

Charge for Salaries, Inspector's Branch,.....	118	per cent.
Do do City Post Office Establishment, ..	174	do
Do do Other than City Post Offices, ...	102	do
Total Salary and Commission Charge,.....	132	do

It should be noticed that the total charge includes the Salaries of Railway Clerks, a comparatively new class of Officers created by the exigencies of the Railway Mail service.

That the expense of maintaining efficient establishments at the City Post Offices should have so largely augmented, is due to the consideration, that the vast increase of Post Office labor during the last few years attendant upon the multiplication of new post routes and offices, the additional frequency of the mails in connexion with the railway system, the extension of newspaper circulation, in the business of the new Registration system and of the Money Order system,—falls with concentrated force upon the City Post Offices where so large a portion of the general postal business of the country centres, in addition to that properly belonging to the city population. Fully three-fourths of the whole correspondence of the Province passes, at some stage in the course of its transmission, through one or other of the City Post Offices, and is more or less dependent upon the careful and efficient performance of duties there.

The appropriation of £52,000 last session, after defraying the arrears of *£16,956 7s. 8d. due upon the year ended March, 1855, left £35,043 12s. 4d. to be applied to the year ended March, 1856, but the true Balance required in aid of the ordinary Postage of this year was, as above shewn, £38,908 10s. 5½d., and £3,864 18s. 1½d. remains therefore yet to be made good, to cover the payment to the latter date.

For the current year, ending March, 1857, the postage receipts will probably require to be assisted to the extent of £36,000.

Thenceforth it may reasonably be anticipated that the yearly augmentation in the ordinary Postal Revenue will more than keep pace with the demands for increased expenditure, and that the balance requiring to be met from other funds will diminish with the operations of each successive year.

But it is manifest that as the Legislature has deemed it to be expedient that no postage shall be taken on the Legislative or Government Correspondence, formerly contributing a large annual sum to the Revenue, nor on the circulation of Canadian Newspapers, it would be unreasonable to expect that the items which remain of chargeable mail matter, should, for some time to come, suffice, unaided, to furnish a Revenue adequate to meet the heavy expenditure imposed upon the Department in the fulfilment of the task allotted to it, of supplying the Postal requirements of the country.

With the progressive growth of the Province these requirements are constantly developing, as well in the commercial centres as in the rural-districts and newly opened settlements, and they cannot be administered to in a parsimonious spirit, without cramping in this important element of progress, the commercial prosperity and social advancement of the community.

As regards the services performed by the Post Office in transporting without direct postage charge the public correspondence, it is worthy of note that in England and in the United States, where a similar practice prevails, it is understood that a fixed sum is granted annually to the Post Office in lieu of the postage to which such correspondence would have been liable, if taxed, and it is suggested that a similar course might be adopted in Canada with advantage, as tending to more accurate and methodical results, in treating a deficit or surplus in the ordinary postal funds, as compared with the expenditure.

*NOTE.—£17,090 18s. 9d.

Less— 184 11s. 1d., provided for in year 1855.

£16,956 7s. 8d.

The account of Packet postage kept with the General Post Office, London, shews the Correspondence with Europe to have increased about 8 per cent. during the year terminated March 1856.

The month of May, 1856, was marked by the first voyage to the St. Lawrence of the line of Canadian Mail Steamers, under the contract between Mr. Hugh Allan of Montreal, and the Provincial Government. These vessels have performed the service for which they were bound, with laudable punctuality, and have crossed the Atlantic at an average speed, which compares successfully with the performances of the Steamers of the Cunard and Collins lines from New York and Boston. *Ocean Steamers.*

TABLE of the average passages of the several lines of Ocean Steamers between America and England, for the season of 1856.

	Average passage Westward.		Average passage Eastward.		Average of double Voyages.	
	Days.	Hours.	Days.	Hours.	Days.	Hours.
Canadian Line.....	12	20½	11	2	23	22½
Cunard—New York Branch.....	11	22	11	13	23	11
Do Boston do.....	18	7	11	12½	24	19½
Collins' Steamers.....	12	10½	12	8	25	0½
Bremen Line, to and from New York and Southampton.....	15	14	12	29	12

The number of letters sent by the Canadian Packet Mails increased very materially in the latter voyages, as it became apparent that the Ocean Steamers of that line might be relied on to cross the Atlantic with the same speed and certainty as the Imperial and United States Government Packets of the Cunard and Collins' lines.

Nevertheless the disparity between the accommodation, as a medium for correspondence, to be afforded by a fortnightly and by a weekly mail line has been too great to permit the mails by the Canadian Steamers to attract more than a moderate share of the intercourse.

Many persons in the habit of writing weekly to Europe, unable to transfer the whole of such correspondence to a semi-monthly line, or to divide it conveniently between the two lines, would continue to send their regular transmissions by the Cunard Steamers as before, and the additional semi-monthly opportunities supplied by the Canadian Steamers would be available only for duplicate letters and such occasional correspondence as might arise in the intervals of what have so long been regarded as the regular mail days for England.

No doubt however a line of Provincial Ocean Steamers plying directly to and from our own ports in summer and Portland in winter, sailing as frequently as the steamers of the Cunard line to and from New York and Boston, and performing their voyages with equal speed, would carry the bulk of the correspondence between Canada and Europe, and moreover attract a considerable share of the European correspondence of the North Western States of the Union, and would bring a return in the shape of postage much larger, as compared with a semi-monthly line, than the relative frequency of the trips would appear to indicate.

A further reduction has been made, under a convention between the Governments of Great Britain and France, in the postage on letters passing between Canada and France, and by way of France, to and from countries on the Continent of Europe. The single rate of postage on a letter from Canada to France or *vice-versa*, which only two years since was 2s. 8½d. is now but 10d. currency. Moreover, letters addressed to France and most of the countries in Europe may *Correspondence with France.*

now, under a recent regulation, be sent Registered to destination, a convenience of some value to those interested in foreign correspondence.

Correspondence with United States.

The correspondence between Canada and the United States was for the year ended March, 1856 :

For collection in Canada\$75,536 28
 For collection in United States.....\$86,817 65

162,353 93

Equal to£40,588 9 8 cy.

Prepayment, as regards letters addressed to Canada, continues to be optional in the United States, but the rule which now prevails there of compulsory prepayment on all correspondence passing within the Territory of the Union, appears to influence the transmissions to Canada, and induce a preponderance of paid letters in the Mails forwarded to the Province, and the balance on the aggregate transactions is thus to some extent thrown against the Canadian Post-office. Nevertheless the amount collected in Canada was in excess of the return from this source in the previous year.

In October, 1856, an agreement with the Post Office Department of the United States took effect for a system of Registration to be applied to letters passing between the two countries. Under this arrangement a person posting a letter on either side can, by the pre-payment of a fee of 3d. in addition to the ordinary postage, secure a continuous record of its transmission from the place of posting to the place of destination, where a receipt will be taken and preserved of the due delivery of the letter so registered.

The issue of Postage Stamps during the year was as follows :

<i>Postage Stamps.</i>	3d.	6d.	10d.	1s.	£ s. d.
On hand 31st March, 1855.....	24200	47800	83880	49490	7467 0 0
Received this year from manufacturers..	600300	7503 15 0
Total.....	624500	47800	83880	49490	14970 15 0
Issued for sale during the year.....	368700	38419	12060	6071 14 6
Remained on hand 31st March, 1856..	255800	9381	71820	49490	8809 0 6

The comparative yearly issue of Postage Stamps from the first introduction of this mode of pre-payment has been as follows :—

Year ended March 1852..... } £6449 2 6
 Ditto 1853..... }
 Ditto 1854..... } 3295 12 6
 Ditto 1855..... } 5770 15 0
 Ditto 1856..... } 6071 14 6

The Dead Letter Statistics of the year are,—

Provincial Dead Letters..... 110,915
 Originating in the United Kingdom and transmitted unopened
 to the G. P. O., London..... 14,443
 Ditto in the United States, transmitted unopened to Washington 28,540

Total number of Dead Letters on number of letters passing
 through the Post for delivery in Canada 153,898

*Dead Let-
 ters.*

Received from Washington, Dead Letters originating in Canada
 and of which delivery in the United States had failed . . . 30,648
 Ditto from the General Post Office London, Dead Letters origin-
 ating in Canada and undelivered in U. Kingdom 3,659

In a supplementary return are given the details of such Dead Letters as have been found to contain articles of value.

The number of letters passing through the Post under the Registration system commenced in May 1855, is very great, and is rapidly increasing. During the year ended May 1856 the number was 350,000—and now in February, 1857, upon a recent estimate, the computation was taken to be at the rate of 450,000 per annum. Of the 350,000 letters registered last year, question of failure from all causes attached to 35 only, and the integrity and careful attention to the duties connected with Registered Letters involved in this result, is highly creditable to the Postmasters and Clerks of the establishment. *Registered letters.*

The total number of cases included in the return of abstraction of letters containing or stated to contain money within the year was* seventy eight.

Instances have been more frequent of late than in former years where persons have falsely claimed to have enclosed sums of money in letters committed to the Mails, and have not scrupled to support their dishonest statements by proofs framed with much mischievous ingenuity to compass the object of throwing the suspicions attached to the disappearance of these supposititious remittances upon the Post Office, and of thereby gaining either delay in the payment of a debt or a fraudulent avoidance of it altogether.

These dishonest practices have generally been frustrated by the vigilance of the Inspectors, and the consequences have in several cases recoiled severely on the persons who have attempted this description of fraud,—nevertheless, it may become expedient to add a clause to the Post Office penal enactments, expressly to meet, and repress or punish, the commission of this very pernicious offence.

The increase in the general circulation of Canadian newspapers by Post in the period which has elapsed since the Act of 1853 granted an entire exemption from postage charge, has been very remarkable,—other causes have doubtless been actively at work to stimulate the extension of newspaper circulation in the Province, but it is worthy of observation that this expansion has been at least coincident with the abolition of postage charge. It is estimated that the annual rate of newspaper transmission by Post is now not less than twelve millions of copies. When the last newspaper enumeration was taken in 1853, the number was found to be about six millions. *Newspaper circulation.*

The sections of the Grand Trunk Railway lying between Brockville and Toronto became available for Mail transport in October, 1856,—and thus by uniting at Toronto with the Great Western, completed the line of Postal communication by Railway between Quebec in the east, and Windsor in the extreme west. This therefore appears to be an appropriate time to draw attention to the effect of this change in the mode of transport, in the acceleration of the Mails, especially in the winter season—and the following comparative statement will shew what the time occupied in the conveyance of a letter was in winter only four years since between Quebec and some of the principal cities and towns to the westward, and the present course of Post by Railway mail:— *Railway mails.*

	In 1853.	In 1857.
Quebec to Windsor	10½ days,	49 hours.
do. London	9 do.	45 do.

*Last Year's return included one hundred cases,

Quebec to Hamilton	8 days,	42 hours.
do. Niagara	8 do.	50 do.
do. Owen's Sound	10 do.	3½ days.
do. Guelph	9 do.	51 hours.
do. Toronto	7 do.	40 do.
do. Cobourg	6 do.	36 do.
do. Belleville	5 do.	34 do.
do. Kingston	4 do.	31 do.
do. Brockville	3 do.	29 do.
do. Ottawa	3 do.	34 do.

The advantage thus gained between the more distant points, applies also to the reduction of the time occupied in conveyance between intermediate places, and will be shared, in a greater or lesser degree, by nine-tenths of the whole correspondence of the Province, for at least that proportion of the letters conveyed by mail partake in the benefit of Railway transport. Besides this gain in speed, further important advantages are reaped in the comparative immunity of Railway Mail conveyance from the irregularities, the damages from exposure to the weather, and other causes of injury unavoidably incidental to the transport of heavy mails by stage or waggon over the ordinary roads of the country, and above all, in the greater security from robbery or loss whilst *en route*.

The Money Order System, initiated in Canada in February, 1855, has worked satisfactorily since the Report of last year, and the business transacted has been gradually assuming larger dimensions.

Money
Order sys-
tem.

	Amount of Money Orders issued.	Commission accruing to Department.	Expense of Manage- ment.
The amount of Money Orders issued in the first year to 1st Feb., 1856, was	161,964 15 8	617 14 8	*2411 14 8
Ditto of ditto issued in the second year to 1st Feb., 1857, was	319,830 8 6	1030 17 2	1688 12 6

It is gratifying to announce that no loss by fraud or otherwise, has been encountered, and though the scale of operations as yet attained does not, at the low rate of charge upon which Money Orders are issued to the public, yield a remunerative revenue, the progressive condition of the business bids fair to produce this certainly desirable result before long, whilst the moral gain incident to the withdrawal of this large amount of money from remittance by post in the shape of Bank notes, and of the consequent temptation to crime, is beyond appreciation.

To simplify the procedure in the issue of Money Orders, when needed to cover large remittances, and add to the public convenience in the system, and, at the same time, through these influences to enlarge the sphere of operations and thereby increase the profits, the amount for which a single order may be granted will shortly be advanced from £25 to £100, the tariff of charge remaining as before, at the equivalent of one-half per cent. on each order.

The accommodation will also be extended to a further number of offices situated at points where it has been ascertained that monetary transactions, through the Post, centre to an important amount.

Experience has demonstrated that incessant care and vigilance, and the enforcement of a strict discipline in dealings with the Post Offices where Money Order Agencies are established, are indispensably necessary to the prudent,

*This sum included £2092 19s. 8d. of preliminary expenses.

working of a Money Order system in this Province, unaided, as the Department necessarily is, by several of the valuable safeguards which can be applied in a country of comparatively small surface and concentrated population like England, where unrivalled facilities for inter-communication exist, where every Money Order point is practically within twenty-four hours travel of the central or controlling power, and in fact a majority of the daily Money Order transactions of the Kingdom readily brought within the reach of a system of check and examination, whilst in an intermediate stage betwixt initiation and completion.

With all the aids to be obtained from the Telegraph and the Railway acceleration of ordinary correspondence, in securing a prompt knowledge of transactions, and correction of irregularities, no such abstraction of responsibility as naturally flows from the conditions above adverted to as peculiar to England, can possibly be achieved for the controlling power in working a Money Order system in Canada.

The additional demands upon the time of the Post Office Inspectors, growing out of the exigencies of the Money Order system, press very heavily upon the ordinary duties of those officers.

Now that the Legislature customarily meets in the winter season it appears to be desirable that the date to which by Statute, the Annual Returns to be rendered by the Post Office Department are to be made up, should be altered, so as to include a year's accounts and transactions to the 30th September, instead of the 31st March in each year. *Alteration of Post Office year.*

I have much satisfaction in renewing the expression of my approbation of the conduct of all the officers connected with this branch of the public service, in the discharge of their duties, with which I had the honor to conclude my Report of last year.

Post Office Department,
Toronto, 12th Feb., 1857.

ROBERT SPENCE,
Postmaster General.

SCHEDULE.

Accompanying this Report are the following Documents therein referred to:—

	<i>Page.</i>
No. 1.—Statement of the Finances, Receipts and Expenditure of the Post Office Department, for the year ended 31st March, 1856.....	12
No. 2.—Detail of all payments made, and charges incurred for Mail transportation during said year.....	13
No. 3.—Detail of all charges for Salaries, Commissions and Allowances for the said year.....	85
No. 4.—Detail of Expenditure for Printing and Advertising, and all Incidental and Miscellaneous items of Disbursement for the said year.....	116
No. 5.—Report of all Contracts made for the transportation of the Mail within the year ending as above.....	104
No. 6.—Report of all Allowances to Contractors beyond the sums originally stipulated in their respective Contracts, and of all Curtailments in Contract rates of payment to the same for the said year.....	178
No. 7.—Report of all Fines imposed and deductions made from the pay of Mail Contractors during the said year.....	181
No. 8.—Report of New Offices and Post Routes established, and of Offices and Post Routes discontinued and closed within the said year.....	183
No. 9.—Report of all cases occurring of the Abstraction or Loss of Letters containing money or sent through the Post Office within the said year.....	19

SUPPLEMENTARY.

No. 10.—True copy from the Record of all offers made for carrying the Mail upon Contracts advertised for public competition for the said year.....	194
No. 11.—Return of Letters opened in the Dead Letter Office, and found to contain money or enclosures of value, and re-addressed to the writers of the said Letters, for the year ending as above.....	204

REPORT No. 1.

Statement of the Receipts, Finances, and Expenditure of the Post Office Department for the year ended 31st March, 1856.

INCOME.		£	s.	d.	DISPOSAL OF INCOME.			£	s.	d.
Letters remaining in hands of Deputy Postmasters 31st March, 1855.		931	1	9	Report	30880	4	11		
Balance due by Deputy Postmasters, do.		1325	6	9	Do do to and from Railroads	3264	11	4½		
Amount of Gross Postage (Money)		109783	17	4	Do do by Steamboats	12086	12	9		
Do. do. (Stamps)		6839	14	10	Do do by Railroads	10160	15	0		
Amounts received from Merchants and others for the accommodation of Letter Boxes.		582	6	10½	Mail Locks, making and repairing Mail Bags.	777	1	11½	66779 5 2½	
Amount of Miscellaneous Receipts.		227	17	1	Salaries and Commissions.				54580 1 2½	
Returned, Refused, Missent, and Redirected Letters		117183	16	1½	Travelling Expenses.				500 14 10	
Net Receipt within the year after deducting Dead Letters.		4967	15	2	A. Tradesmen's bills for articles supplied for the service of the Post Office Department.				1304 14 8	
Deduct British Postage included in the above.					C. Reins and Taxes.	3494	6	7	1879 3 8	
Total income including balances.					E. Stationary, Printing, and Advertising.	1543	13	0		
Balance against Department on the operations of the year ended 31st March, 1856.					F. Fuel and Light.				4827 19 7	
					G. Miscellaneous disbursements.				1147 11 11	
					Letters remaining in hands of Postmasters, 31st March, 1856.				1452 17 0	
					Balance due by Postmasters, do.	960	15	11½		
						2060	7	6	3021 3 5½	
									£125508 11 6½	

CASH.

Remittances from Postmasters for the year ended 31st March, 1856.	5722	16	0	Balance due to Cash, year ended 31st March, 1855.	608	2	3½
Cash found in Dead Letters, which were in Dead Letter Office at the time of the Transfer of Department to Provincial control.	73	6	5	Disbursements on the year ended 31st March, 1856.	79549	2	0
Cash remitted to Postmaster General in an anonymous Letter, purporting to be con-science Money.	0	0	10	Recmitted to Great Britain, being balance due on period ended 30th September, 1855.	25834	4	0
Balance due to Cash, year ended 31st March, 1856.	49095	5	0½				
	105891	8	3½				
							£105891 8 3½

E. J. KING,
Accountant.

ROBERT SPENCE,
Postmaster General.

REPORT No. 2.

DETAIL of all payments made, and charges incurred for Mail Transportation, during the year ended 31st March, 1856.

QUARTER ENDED 30TH JUNE, 1855.

Name of Route.	Name of Contractor or party receiving payment.	Period.	Mode of Conveyance.	Number of Trips per week.	Amount.
					£ s. d.
Abbot's Corners and Frelighsburg	H. H. Smith.....	3 months	Horse or vehicle.....	1	1 5 0
Abbott rd, Montreal, St. Hyacinthe and Waterloo.....	J. W. Ryan.....	3 do	Stage	6	107 10 0
Acton, Bronte and Milton.....	Thomas H. Thompson.	3 do	Horse or vehicle.....	6	15 15 0
Acton and Guelph.....	John Thorp, Junior...	3 do	Two horse vehicle.....	3	16 5 0
Actonvale and Roxton Falls..	L. W. Decker.....	3 do	Horseback or vehicle...	6	9 2 0
Addison and Greenbush.....	Edwin Bates.....	3 do	do	2	1 11 3
Adelaide and Bosanquet.....	John Hoare.....	3 do	Horse or vehicle.....	2	4 10 0
Adjala and Tecumseth.....	Beverly R. Stevens.....	3 do	do	1 tr.	0 5 0
Albion and Sandhill.....	George Taylor.....	3 months	Stage	3	3 12 6
Albion and Thistle town.....	George Taylor.....	3 do	do	6	6 5 0
Algonac and Baby's Point.....	James Menten.....	3 do	Ferry	2	3 5 0
Allan's Corners and St. Louis de Gonzague.....	John Simmons.....	3 do	Horse or vehicle.....	3	4 0 0
Allansville and Elma.....	Joseph Rogers.....	3 do	do	1	6 5 0
Allansville and Hollin.....	Joseph Rogers.....	3 do	do	2	2 10 0
Allansville and St. Jacobs.....	Joseph Rogers.....	3 do	Two horse wagon.....	3	13 2 6
Allumette Island and Westmeath	E. Berchaut.....	3 do	Boat in summer, sleigh in winter..	2	12 10 0
Alton and Caledon.....	William Bell.....	3 do	Horse or vehicle.....	2	2 10 0
Alvinston and Newbury, via Sutherland's Corners.....	Charles Rolls.....	3 do	do	1	15 5 0
Alvinston and Warwick.....	C. M. James.....	3 do	do	2	6 5 0
Amherstburg and Rondeau.....	H. Nelson.....	3 do	Two horse vehicle.....	3	73 15 0
Amherstburg and Windsor.....	T. M. Taylor.....	3 do	Horse or vehicle.....	6	28 5 0
Amherst Island and Bath.....	Thomas Murray.....	3 do	Ferry	2	6 5 0
Amiens and Napier.....	Henry Monger.....	3 do	Horse or vehicle.....	3	10 2 6
Ancaster and Hamilton.....	John Crann.....	3 do	do	6	25 0 0
Arthur and Walmer.....	Elijah Dunham.....	3 do	do	1	2 0 0
Ashburn and Brooklyn.....	Alexander Wilson.....	3 do	do	2	2 10 0
Ashton and Prospect.....	John Sykes.....	3 do	do	6	5 12 6
Atherly and Orillia.....	William C. McMullin.....	3 do	do	2	3 0 0
Athol and Martintown.....	John Campbell.....	3 do	do	2	4 17 6
Aultsville and East Williamsburg	Richard Dafee.....	On account	do	6	3 2 6
Aurora and Loyd town.....	William Cook.....	3 months	do	6	29 5 0
Aylmer, Clunas and Lyons.....	R. Mott.....	3 do	Horseback	2	9 15 0
Aylwin and the Desert River.....	Alexander Lebeau.....	6½ do	do	1	45 15 4
Ayr and New Dundee.....	F. G. Millar.....	2 do	Horse or vehicle.....	3	3 0 0
Ayr and Roseville.....	John R. Detwiler.....	1 do	do	2	0 12 6
Bagot and Burnstown.....	John Halliday.....	3 do	do	3	4 0 0
Bagot and Mount St. Patrick.....	Thomas Brady.....	3 do	do	1	2 10 0
Barrie and Cookstown.....	John Hunter.....	3 do	do	1	9 0 0

REPORT No. 2.—Detail of all payments made, &c.—(Continued.)

QUARTER ENDED 30TH JUNE, 1855.

Name of Route.	Name of Contractor or party receiving payment.	Period.	Mode of Conveyance.	Number of Trips per week.	Amount.
Barrie and Orillia.....	John Harvie.....		Stage	34 t.	£ s. d. 19 16 8
Barrie and Penetanguishene	F. Dusone.....	3 months	Horse or ve- hicle.....	3	27 10 0
Batiscan and St. Stanislaus.....	Isidore Laguerre.....	3 do	do.....	3	7 10 0
Battersea and Kingston.....	Henry Van Dusen.....	3 do	do.....	1	2 10 0
Bayfield and Errol.....	William A. Church.....	3 do	do.....	1	25 0 0
Benchville and Embro'.....	John McKay.....	3 do	On foot	6	15 12 6
Beansville and Grimsby.....	Henry Mills.....	3 do	Horse or ve- hicle.....	6	24 7 6
Beauharnois, Caughnawaga, Fort Covington, Huntingdon and Montreal	R. & A. Charles.....	3 do	By two or one horse vehicle	6 & 3	106 5 0
Beauharnois, Teohauta, St. Timo- thée and Valleyfield.....	Célestin Boyer.....	34 days	Horse or ve- hicle.....	3	5 10 6
Beaverton and Holland Landing.....	Joseph Sheppard.....	3 months	Stage	6	36 5 0
Beaverton and Mara.....	William Ritchie.....	3 do	Horseback	2	3 5 0
Beaverton and Mariposa.....	Benjamin Sawis.....	3 do	Stage	3	13 11 3
Beaverton and North Eldon.....	John Merry.....	3 do	do.....	1	3 0 0
Beaverton Road and Pepperlaw.....	Joseph Sheppard.....	3 do	do.....	3	3 2 6
Beauceour and Stanfold.....	Jean Dumas.....	3 do	Horse or ve- hicle.....	2	17 10 0
Belfast, St. Helens and Wawanosh	Alexander McDonagh.....	3 do	Horseback	2	6 10 0
Belford and Markham.....	Jacob Dufoe.....	3 do	Horse or ve- hicle.....	2	2 10 0
Bellamy's Mills, Perth & Ramsay.....	James Coulter.....	3 do	do.....	2	17 10 0
Bellamy's Mills and Tatlock.....	James Coulter.....	3 do	do.....	1	2 10 0
Belle Rivière, St. Augustin, St. Benoit and St. Eustache.....	D. Mitchell.....	3 do	do.....	2	7 15 11½
Belle Rivière, St. Columbin and St. Scholastique.....	M. Phelan.....	3 do	do.....	2	5 0 0
Belleville and Hillier.....	Thomas Flagler.....	3 do	do.....	2	9 7 6
Belleville and Stirling.....	A. L. Smith.....	3 do	do.....	6	29 5 0
Belleville and Tweed.....	James Embury.....	3 do	do.....	3	24 0 0
Belmont and London.....	John H. Bestwick.....	3 do	do.....	3	13 0 0
Belœil and St. Hilaire.....	J. B. Houle.....	3 do	Canoe in sum- mer, vehicle in winter..	12	3 2 6
Beutink and Kincardine.....	C. Rays.....	3 do	Horse or ve- hicle.....	1	14 15 0
Bentink and Proton.....	George Armstrong.....	3 do	do.....	1	6 5 0
Berlin and Fryburg.....	P. Schmitt.....	3 do	do.....	3	11 7 6
Berthier, St. Outhbert and St. Nor- bert.....	F. Gagnon.....	3 do	do.....	3	8 5 0
Berthier and St. Elizabeth.....	T. Lafortune.....	3 do	do.....	3	6 15 0
Berthier and William Henry.....	A. Forcier.....	3 do	Ferry	7	10 0 0
Beverley and Morton.....	Alexander Ward.....	3 do	Horse or ve- hicle.....	3	7 10 0
Binbrook and Stoney Creek.....	Jeremiah Taylor.....	3 do	do.....	2	6 10 0
Bishop's Mills and North Augusta	James Wilcox.....	3 do	do.....	1	2 10 0
Bobcaygeon and Downeyville.....	M. Lehaire.....	3 do	do.....	1	3 5 0
Bongard's Corners and Stone Mills	John Bongard.....	3 do	do.....	2	2 5 0
Bosanquet and Pine Hill.....	E. Whitefield.....	3 do	do.....	1	3 0 0
Bosanquet and Sylvan.....	S. M. Eastman.....	3 do	do.....	1	1 17 6
Boston, Hartford and Waterford.	John Burk.....	3 do	do.....	2	4 10 0
Bowmanville and Cæsarea.....	R. Welch.....	3 do	do.....	3	16 5 0
Bradford and Cookstown.....	George Taylor.....	3 do	Stage	6	6 5 0
Bradford and Toronto.....	George Taylor.....	3 do	do.....	6	68 15 0

REPORT No. 2.—Detail of all payments made, &c.—(Continued.)

QUARTER, ENDED 30TH JUNE, 1855.

Name of Route.	Name of Contractor or party receiving payment.	Period.	Mode of Conveyance.	Number of Trips per week.	Amount.		
					£	s.	d.
Brantford, Galt and Paris.....	G. Babcock.....	3 months	Stage	6	25	0	0
Brantford and Newport.....	Thomas Knight.....	3 do	Horse or vehicle.....	3	6	5	0
Brantford and Vienna.....	G. Babcock.....	3 do	Stage	6	110	0	0
Bridgenorth, Henderson's Corners and Peterboro'.....	R. W. Shaw.....	3 do	Horse or vehicle.....	2	6	5	0
Brighton and Kingston.....	William Bowen.....	3 do	Stage	6	98	15	0
Brighton and Otanabee.....	W. H. Sandford.....	3 do	Horse or vehicle.....	3	42	10	0
Brock and Epsom.....	William Oliver.....	3 do	do	2	12	10	0
Brockville, Lyn and Lansdown.....	E. Curtis.....	68 days	do	3	11	16	0
Brockville and Morristown.....	W. H. Willson.....	3 months	Ferry	6	8	2	6
Brockville and North Augusta.....	R. Stone.....	3 do	Horse or vehicle.....	3	8	15	0
Brockville and Perth.....	W. H. Willson.....	3 do	Stage	6	85	0	0
Brockville and Westport.....	Jacob Gallinger.....	3 do	do	6	78	5	0
Brome and West Brome.....	A. Pickle.....	3 do	Horse or vehicle.....	3	3	15	0
Brompton and Windsor Mills.....	S. A. Stevens.....	3 do	do	3	4	17	6
Bronte and Oakville.....	Thomas H. Thompson.....	3 do	do	6	9	15	0
Brougham and Stouffville.....	W. McGill.....	3 do	do	3	10	0	0
Brougham and Whitby.....	James Hubbard.....	3 do	do	3	19	12	6
Brucefield and Ilappurhey.....	James Laidlaw.....	3 do	On horseback	3	7	10	0
Buckingham Wharf & Cumberland.....	G. G. Dunning.....	3 do	Ferry	12	8	15	0
Buckingham and Steam Landing.....	Arthur Keenan.....	3 do	Horse or vehicle.....	12	11	17	6
Burford and Dereham.....	George Babcock.....	3 do	Stage	6	42	10	0
Burford and Paris.....	W. K. Kerby.....	3 do	do	6	16	5	0
Buttonville, Unionville, Markham and Thornhill.....	W. Morrison.....	3 do	Horse or vehicle.....	3	9	7	6
Caledon and Edmonton.....	Alexander Bell.....	do	do	1 tr.	0	15	0
Caledon and Orangeville.....	E. Clark.....	do	do	1 tr.	0	5	0
Caledon and Erin.....	W. Clark.....	3 months	do	1	3	15	0
Caledonia Springs and Plantagenet.....	B. Brisbow.....	3 do	do	3	7	10	0
Caledonia Springs and L'Orignal.....	O. St. Julien.....	do	do	24 t.	6	0	0
Calumet Island and Fort Colonge.....	Louis Brisard.....	3 months	do	1	3	15	0
Calumet Island & Portage du Fort.....	Louis Brisard.....	3 do	do	3	7	10	0
Camden East and Tamworth.....	Samuel Hicks.....	3 do	do	2	7	10	0
Campbellton and Metis.....	George Dickson.....	3 do	Horseback in S. sleigh in winter..	2	110	0	0
Campbellton and Percé.....	Archibald Kerr.....	3 do	Horse or vehicle.....	2	112	10	0
Canboro' and Ontario.....	Eli Banister.....	3 do	do	1	9	7	6
Canfield, Port Robinson and Welland Port.....	John L. Becker.....	3 do	do	2	37	6	3
Cannington and Eldon.....	E. S. Calkin.....	3 do	do	3	6	7	6
Cape Vincent and Kingston.....	George Mink.....	3 do	Ferry	6	14	7	6
Carradoc and Killworth, Hall's Mills and London.....	Edward Mihell.....	3 do	Horse or vehicle.....	2	8	5	0
Carillon and Lachine.....	J. Belanger.....	35 days	do	3	16	5	0
Carillon and Ottawa City.....	Joseph Beauchamp.....	36 do	1 horse vehicle	6	85	11	1
Carillon and Point Fortune.....	Joseph Beauchamp.....	During Fall of '54 and Spring of '55.....	Ferry	2	5	0

REPORT No. 2.—Detail of all payments made, &c.—(Continued.)

QUARTER ENDED 30TH JUNE, 1855.

Name of Route.	Name of Contractor or party receiving payment.	Period.	Mode of Conveyance.	Number of Trips per week.	Amount.
Carillon and Point Fortune	A. St. Denis	30 days	Ferry	6	£ 2 3 4
Carillon and St. Andrews, C. E	A. Ladouceur	On account	Horse or vehicle	6	2 10 0
Carlisle and Waterdown	Robert Lotridge	3 months	do	2	3 15 0
Carlisle and Seneca	James Moffat	3 do	do	2	6 5 0
Carp and Stittsville	John Graham	3 do	do	3	9 0 0
Castleford and Hubbell's Falls	James Riddell	3 do	do	6	45 0 0
Castleford and Renfrew	A. Gerrard	3 do	do	3	7 2 6
Castleford and South Westmeath	Ed. Ferrall	3 do	do	6	40 0 0
Castlemore and Humber	M. E. Brougham	3 do	do	2	4 17 6
Castleton and Colborne	S. McDonald	3 do	do	2	2 18 6
Cayuga and Jarvis	C. W. Shannon	3 do	do	2	6 17 6
Cayuga and Seneca	Geo. Gibson	3 do	do	6	12 10 0
Cedars and Coteau Landing	B. Urteau	3 do	do	52 t.	10 8 0
Chambly and St. Hilaire	William Adam	3 months	do	6	16 5 0
Chambly and St. John's, C. E.	F. Lefebvre	3 do	do	6	15 0 0
Charlestown and Farmersville	Jacob Gallinger	3 do	do	2	2 16 3
Château Richer and Quebec	Jean Vézina	3 do	do	1 tr.	0 8 7½
Château Richer and St. Férol	E. Gagnon	3 months	do	3	3 2 6
Château Richer and St. Joachim	Jean Gagnon	3 do	do	1 tr.	0 6 0
Chatham and Harwich	T. M. Taylor	3 months	do	1	3 2 6
Chatham and Port Sarnia	Stephen Kinney	3 do	do	3	62 10 0
Chatham and St. Thomas	T. M. Taylor	3 do	Stage	6	125 0 0
Chatham and Thamesville	Almy & Bissell	3 do	Horse or vehicle	2	24 18 9
Chatham and Windsor	T. M. Taylor	3 do	do	2	40 0 0
Cheltenham and Cooksville	William Harris	3 do	Stage	6	43 15 0
Chicoutimi and Murray Bay	Joseph Collard	3 do	do	1	26 0 0
Chicoutimi and St. Paul's Bay	F. Gagnon	3 do	Horse or vehicle	1	28 15 0
Chippawa and Fort Erie	M. Cavanagh	3 do	do	3	29 5 0
Chippawa and Port Robinson	M. Donahoe	3 do	do	3	11 5 0
Chippawa and Suspension Bridge	M. Donahoe	3 do	do	3 tr.	1 10 0
Churchville and Streetsville	J. Lewis	3 months	do	6	8 18 1
Clarence and Lochaber	R. Woodley	3 do	Ferry	3	4 17 6
Clarence, Lochaber and Thurso	Joseph Benot	3 do	Ferry & horse	2 & 6	5 2 0
Clarenceville and Pike River	William G. Clark	4 do	Horse or vehicle	6	16 13 4
Clareview and Tamworth	Samuel Hicks	3 do	do	2	4 0 0
Clinton and Orchill	James Lee	3 do	do	1	5 0 0
Clinton and Orchill, via Bandon	James Lee	2 do	do	1	1 13 4
Cootecook and Drew's Mills	A. R. Fox	3 do	do	1	3 2 6
Cootecook, Hereford and Stanstead	George Thomas	3 do	Stage	6 & 1	18 2 6
Cootecook and Stanstead	W. Paige	3 do	do	6	37 10 0
Cobden and Renfrew	James R. Giabous	3 do	Horse or vehicle	3	12 10 0
Cobden and Ross	Jason Gould	3 do	do	3	6 0 0
Cobden and Stafford	R. Childerhose	36 do	do	2	2 10 0
Cobourg and Gore's Landing	A. King	3 months	do	2	5 0 0
Cobourg and Kingston	George Mink	3 do	Stage	7	168 15 0
Cobourg and Percy	John Frazer	3 do	Horse or vehicle	3	30 0 0
Cobourg and Steamboat Landing	K. McKay	On account	do	6	3 6 8
Cobourg and Toronto	W. Miller	3 months	Stage	7	164 3 4
Coldwater and Medonte	James Shaw	3 do	Horse or vehicle	2	3 15 0
Colebrook and Enterprise	Zelotes Brown	3 do	do	2	4 10 0
Colinville and Moore	John Butler	3 do	do	1	3 5 0
Collingwood and Manitowaning	R. Loranger	3 do	Schooner	1½ t.	15 0 0

REPORT No. 2.—Detail of all payments made, &c.—(Continued.)

QUARTER ENDED 30TH JUNE, 1855.

Name of Route.	Name of Contractor or party receiving payment.	Period.	Mode of Conveyance.	Number of Trips per week.	Amount.		
					£	s.	d.
Collingwood and Nottawasaga...	William Blair	3 months	Horse or vehicle.....	3	7	0	0
Collingwood and Owen's Sound..	Isaac May	3 do	do	3	62	5	0
Compton, Stanstead and Waterville.....	Warren Paige	3 do	Stage	6	37	10	0
Cookshire and Robinson.....	N. Ebbs	3 do	Horse or vehicle.....	4	6	5	0
Cookstown and Mono	George Taylor	3 do	do	1	10	0	0
Cornwall and Lancaster.....	James Dunlop	On account.	do	3	6	0	0
Cornwall and St. Andrews	John McLennan	3 months	do	3	4	17	6
Côteau du Lac and Rigaud	A. Lalonde	3 do	do	2	10	0	0
Côteau Landing and St. Polycarpe	C. Gauthier	3 do	do	3	5	17	6
Covey Hill and Russelltown	William Barrett	3 do	do	2	2	10	0
Cowansville and Franklin.....	J. G. & W. Cowee	3 do.	Stage	6	15	0	0
Cowansville and Granby.....	J. G. & W. Cowee	3 do	do	6	17	10	0
Cowansville and Waterloo.....	A. Pickle	3 do	do	3	0	7	6
Cowansville and West Farnham..	A. Pickle	3 do	do	3	11	17	6
Creemore Mills and Sunnidale ..	E. Webster	3 do	Horse or vehicle.....	2	11	5	0
Crowland and Port Robinson	R. Abbott	3 do	do	3	7	8	9
Cumminsville and Nelson	H. Foster	3 do	do	2	3	1	3
Cunningham Station and Long Island Locks	Walter Collins	3 do	do	3	4	10	0
Daillebout and St. Elizabeth.....	P. Riberdy	3 do	do	3	9	7	6
Dalesville and Lachute	P. McArthur	3 do	do	2	2	10	0
Dalhousie Mills and St. Polycarpe	C. Gauthier	3 do	do	2	5	7	6
Daniels and St. Bruno	P. Paré	3 do	do	3	3	18	0
Danville and Ham	D. Harvey	3 do	do	1	6	10	0
Danville and Tingwick.....	John Murphy	3 do	do	3	3	15	0
Dawson's and Garthby	J. T. Le Bel	3 do	do	2	5	12	6
Delaware and London.....	A. Montgomery	3 do	do	6	22	16	3
Delhi and Lynedoch	J. Mandaville.....	3 do	do	2	3	15	0
Derby Line and Stanstead.....	O. Durocher	3 do	do	6	6	5	0
Dereham and Ingersoll	E. Doty	3 do	do	6	23	15	0
Dickinson's Landing and Finch..	J. Cockburn	3 do	do	2	7	10	0
Dixon's Corners and Matilda	W. Wood	3 do	do	2	2	10	0
Douglas and Eganville	John Armstrong	3 do	do	2	4	10	0
Douglas and Renfrew	W. Gordon	3 do	do	3	9	15	0
Drayton and Elora	Lewis Adams	3 do	do	1	3	5	0
Drayton and Hollen	Lewis Adams	3 do	Horseback	1	1	5	0
Drumbo and Wolverton.....	E. Wolverton.....	3 do	Horse or vehicle	3	4	17	0
Drummondville, La Baie and Port St. Francis	T. Vigneau	3 do	do	3	45	0	0
Drummondville and Melbourne ..	Isaac Cutter	3 do	Stage	6	35	0	0
Drummondville, River David and Yamaska.....	C. Ritchotte.....	3 do	Horse or vehicle.....	1 & 3	10	0	0
Dudswell and Sherbrooke.....	W. H. Lothrop.....	3 do	do	1	6	5	0
Dunany and Lachute	Samuel Smith	10 weeks	do	1	1	10	0
Dundas and Hamilton	N. Abel	3 months	Stage	6	9	7	6
Dundas and Jerseyville	F. J. Fry	3 do	Horse or vehicle.....	3	12	2	6
Dundas and Millgrove	John Hunt	3 do	do	2	2	2	6
Dunville and Port Dover.....	W. Pollock	3 do	Stage	3	31	5	0
Dunville and Port Maitland	R. McNeal	3 do	Horse or vehicle.....	5 tr.	5	10	0
East Frampton and St. Claire.....	G. A. Smyth.....	3 months	do	2	6	15	0

REPORT No. 2.—Detail of all payments made, &c.—(Continued.)

QUARTER ENDED 30TH JUNE, 1855:

Name of Route.	Name of Contractor or party receiving payment.	Period.	Mode of Conveyance.	Number of Trips per week.	Amount.
					£ s. d.
East Frampton and Standon	John Nicholson	3 months	Horse or vehicle.....	1	2 5 6
East Holland and Mono	George Snider.....	3 do	do	1	32 10 0
Eastwood and Woodstock	VanSittart & Cottle ..	3 do	do	6	7 10 0
Eaton and Hereford	C. Strain	3 do	do	1	8 1 3
Eaton and Leunoxville	H. H. French.....	3 do	do	6	16 17 6
Eaton and Sawyerville.....	C. Strain	3 do	do	1	1 1 8
Edmonton and Orangeville	William Burnett.....	3 do	do	3	14 17 6
Edmonton and Tullamore.....	J. Collingbourn.....	3 do	do	2	5 12 6
Edwardsburg and Matilda.....	W. S. Akin	2 do	do	3	4 1 0
Elginburg and Storrington	Hugh Spring	3 do	do	3	8 15 0
Elginfield and Williams.....	Colin McKenzie.....	3 do	do	2	6 10 0
Elizabethville and Perrytown	Charles Caldwell.....	3 do	do	2	3 5 0
Ellesmere and Scarboro'	Jacob Brooks	3 do	do	2	5 0 0
Elma and Harpurhey.....	William Fowler.....	3 do	do	1	17 4 6
Elora and Galt.....	F. Lowell	3 do	Stage	6	46 5 0
Ennis and Plympton.....	Charles Little.....	3 do	Horse or vehicle.....	1	8 15 0
Erin, Esquensing, Georgetown and Oakville	Milton Davis.....	3 do	Stage	6	23 15 0
Erin and Fergus.....	William Clark.....	3 do	Horse or vehicle.....	2	12 10 0
Erin and Guelph.....	H. P. Thompson	3 do	do	2	13 0 0
Errol and Port Sarnia	Henry Young.....	3 do	do	2	6 0 0
Euphrasia and Thornbury	William Fleming	3 do	do	2	4 11 0
Fairchild's Creek and Galt.....	George Wallace & Co.		do	1 tr.	1 0 0
Fairchild's Creek and Galt.....	Thomas Armstrong.....		do	1 tr.	1 0 0
Fairview and Stratford	John Armstrong	3 months	do	3	6 5 0
Fenelon Falls and Lindsay.....	Alexander Umphrey.....	3 do	do	2	8 15 0
Fergus and Guelph.....	John Thorp.....	3 do	Stage	6	8 15 0
Fitzroy Harbour and Pakenham.....	John Kirby.....	3 do	do	6	23 15 0
Fort Coulouge and Fort William	James Payne	3 do	Horse or vehicle.....	1	17 10 0
Fort William and Pembroke.	Hudson's Bay Comp..	3 do	do	2	5 0 0
Fort William and Rapids des Joachims.....	Louis Coyune.....	3 do	do	1	10 0 0
Fox River and Gaspé Basin.....	Charles Panquette.....	3 do	On foot	1	3 15 0
Fox River and St. Anne-des-Monts	P. Lespérance.....	3 do	do	1 pr. fngt	18 15 0
Frankford and Smithville.....	William Ashley	3 do	Horse or vehicle.....	3	8 12 6
Franktown and Pakenham.....	D. Ferguson	3 do	do	6	41 0 0
Franktown and Smith's Falls	P. Tiernay	3 do	do	6	19 10 0
Fredericksburg and Napanee	Edward Howard.....	3 do	do	2	11 5 0
Frost Village and South Potton.....	L. Baker	3 do	Stage	3	12 10 0
Frost Village and Waterloo.....	L. Baker	3 do	do	3	3 5 0
Fullarton and Mitchell.....	James Woodley.....	3 do	Horse or vehicle.....	3	6 5 0
Galt and Goderich.....	F. Lowell	3 do	Stage	6	40 2 6
Galt and Haysville.....	John Lee.....		Horse or vehicle.....	1 tr.	0 17 6
Galt and Haysville.....	John Davidson.....		do	1 tr.	0 17 6
Gaspé Basin and Grande Grève.....	John Salvidor	3 months	On foot	1	4
Gaspé Basin and Percé	A. Patterson	3 do	Horse or vehicle.....	2	28 15 0
Georgetown and Glenwilliams.....	William Alexander.....	3 do	do	2	2 3 9
Georgetown and Toronto.....	R. Stephens	3 do	Stage	6	11 5 0
Gilbert's Mills and Picton	D. Gilbert.....	3 do	Horse or vehicle.....	1	3 5 0

REPORT No. 2.—Detail of all payments made, &c.—(Continued.)

QUARTER ENDED 30TH JUNE, 1855.

Name of Route.	Name of Contractor or party receiving payment.	Period.	Mode of Conveyance.	Number of Trips per week	Amount.
					£ s. d.
Glenmorris and Paris	Robert Shiel	3 months	Horse or ve- hicle.....	3	9 7 6
Goderich and Kincardine.....	M. Campbell.....	3 do	do	3	35 0 0
Goderich and London.....	W. F. Kief.....	3 do	Stage	6	36 15 0
Goderich and Wawanosh.....	Hugh McMath.....	3 do	Horse or ve- hicle.....	2	7 6 3
Goderich and Westfield.....	H. Douglass.....	3 do	do	1	4 17 6
Gornley's Corners and Richmond Hill.....	J. Miller.....	3 do	do	2	6 5 0
Gould and Robinson.....	Colin Noble.....	3 do	do	1	3 2 6
Gower Point and Westmeath.....	James Dickson.....	3 do	do	1	2 10 0
Graham's Wharf and Stafford.....	R. Childerhose.....	14 do	do	3	3 15 0
Granby and St. Hyacintho.....	S. Chartier.....	3 do	do	2	12 10 0
Green Point and Pieton.....	J. Blanchard.....	3 do	do	1	2 10 0
Grenville, Montreal & St. Eustache.....	T. Addison.....	3 do	Stage	6	59 19 2
Grimsby and Ontario.....	J. C. Kerr.....	3 do	Horse or ve- hicle.....	3	14 12 6
Grimsby and Welland Port.....	Robert Thompson.....	3 do	Vehicle	3	30 19 1
Grovesend and Salem.....	S. Moore.....	3 do	Horse or ve- hicle.....	2	2 2 6
Guelph and Hamilton, via Brock Road.....	John Beavis.....	3 do	Stage	7	23 15 0
Guelph and Hamilton, via Galt.....	Hiram Weeks.....	3 do	do	6	125 0 0
Guelph and Owen's Sound.....	John Thorp.....	3 do	do	3	62 10 0
Guelph and Port Nelson.....	A. Kenny.....	3 do	do	3	62 10 0
Haldimand and Vernonville.....	A. Hillinbolt.....	3 do	Horse or ve- hicle.....	2	2 15 3
Hamilton and Mount Albion.....	William Cook.....	3 do	do	3	4 17 6
Hamilton, Port Nelson and Wel- lington Square.....	Stephen Sand.....		do	50 t	22 10 0
Hamilton and Simcoe.....	Milton Davis.....	3 months	Stage	6	29 0 0
Hamilton and Stoney Creek.....	Hiram Weeks.....	3 do	Horse or ve- hicle.....	6	25 0 0
Hamilton and Toronto.....	George Taylor.....	3 do	Stage	7	98 5 0
Hamilton and Toronto.....	H. Weeks.....		do	4 tr.	12 0 0
Hamilton and Toronto, &c.....	J. B. Mathews.....		do	extr.	14 10 0
Hamilton and Waterdown.....	H. Edwards.....	3 months	Horse or ve- hicle.....	6	16 5 0
Hannington and Ryckman's Corners..	James Glover.....	3 do	do	2	3 5 0
Harrington and Nissouri.....	John McLeod.....	3 do	do	2	2 3 9
Harwich and Morpeth.....	T. M. Taylor.....	3 do	do	1	3 2 6
Hawkesbury, Point Fortune and Steamer "Lady Simpson".....	W. S. Kirby and Bros.....		do	57 t.	21 7 6
Hawkesville and St. Jacobs.....	G. Hawke.....	3 months	do	3	8 15 0
Haysville and Paris, including ad- ditional allowance from 1855.	William Burgess.....	3 do	do	6	40 10 0
Heck's Corners and Kemptville.....	H. Hurd.....	3 do	do	3	8 2 6
Heck's Corners and W. Winchester	J. Hughes.....	3 do	do	2	9 10 0
Hemmingford and Laprairie.....	G. Larichelière.....	1 month	do	3	11 5 0
Howick and North Georgetown.....	B. Vannier.....	3 months	do	3	2 3 9
Hunterstown and Rivière du Loup	William Parker.....	3 do	do	3	7 10 0
Huntingdon, Laguerre & St. Anicet	R. Higgins.....	3 do	do	6	9 0 0
Huntingdon and Manningville.....	J. Macnider.....	3 do	do	1	4 7 6
Huntingville and Lennoxville.....	J. R. Moy.....	3 do	do	6	6 5 0
Industry and Kildare.....	N. Cornellier.....	3 do	do	3	5 0 0
Industry and Lanoraie.....	W. Wait.....	1 month	do	3	2 10 0
Industry and St. Elizabeth.....	J. Bte. Desmarais.....	3 months	do	3	5 12 6
Industry and St. Paul d'Industrie.	V. Gravelle.....	3 do	do	3	2 3 3
Ingersoll and Port Burwell.....	E. Doty.....	3 do	Stage	6	25 0 0

REPORT No. 2.—Detail of all payments made, &c.—(Continued.)

QUARTER ENDED 30TH JUNE, 1855.

Name of Route.	Name of Contractor or party receiving payment.	Period.	Mode of Conveyance.	Number of Trips per week	Amount.
Ingersoll and St. Marys.	E. Doty	3 months	Horse or vehicle.	3	£ s. d. 31 5 0
Ingersoll and Thamesford	E. Doty	3 do	do	3	12 10 0
Innerkip and Woodstock.	James Bell	3 do	do	3	3 15 0
Inverness and Somerset.	A. Vallée	3 do	do	3	19 10 0
Iona and Port Talbot	John Decour.	3 do	do	3	2 17 6
Isle aux Noix and Stottville	D. Stott	3 do	do	6	14 12 6
Isle Perrot and St. Ann's.	V. Baulne	3 do	Ferry	2	3 18 0
Johnson's Corners and Sherrington	George Whitford.	2 do	Vehicle	3	4 2 4
Jordan and North Pelham.	Z. Horton	3 do	Horse or vehicle.	1	4 18 0
Jordan and St. Catherines.	H. Sammons	3 do	do	6	24 6 3
Kamouraska and St. Paschal.	A. Blondeau	3 do	do	3	3 15 0
Kelvin and Scotland.	W. D. Swift	3 do	do	2	4 7 6
Kemptville and Merrickville.	H. Hurd	3 do	Stage	6	22 0 0
Keyon and McDonald's Inn.	D. Cattanaeh.	3 do	Horse or vehicle.	2	2 5 0
Kincardine and Saugeen.	J. Urquhart	3 do	do	1	10 18 0
King and Nobleton.	A. Milligan	3 do	do	3	7 0 0
King and Oak Ridges.	R. Telford	3 do	do	6	12 10 0
Kingston and Morton	A. Ward	3 do	do	3	28 0 0
Kingston and Spike's Corners.	C. Jordan	3 do	do	3	14 7 6
Kirkwall and Rockton	R. Chambers.	3 do	do	2	1 11 3
Klineburg and Thornhill	John Cool	3 do	do	6	5 0 0
Knowlton and Pike River.	A. Pickle	3 do	Stage	6	24 18 9
Knowlton and Stanstead, (serving Fitch Bay)	A. Pickle	3 do	do	3	21 17 6
La Baie and William Henry.	L. Peloquin.	3 do	Horse or vehicle.	3	19 0 0
La Beauce, Quebec, St. Isidore and West Frampton.	Jean Bilodeau.	3 do	do	3 & 2	27 7 6
La Beauce and St. Bernard	E. Landril.	3 do	do	1	2 10 0
La Beauce and St. George.	James Calway	3 do	do	3	18 15 0
La Beauce and St. Sylvester, via St. Elzéar.	Jean Bilodeau.	3 do	do	1	3 15 0
Lacadie and St. Jacques le Mineur	J. O. Poirier	1 month	do	3	1 3 0
Lachine, Point Claire and St. Geneviève	F. Lantier	3 months	do	3	9 7 6
Lachine and Lakefield.	George Rogers.	3 do	do	1	1 10 0
Lachine and St. Andrews, C. E.	A. Ladouceur.	3 do	do	6	9 0 0
Lambton, St. Francis and Tring.	S. Bolduc	2 do	do	2 & 1	12 10 0
L'Amaroux and Thornhill	James Taylor.	3 do	do	2	3 10 0
Lanark and McDonald's Corners.	A. McLenn	3 do	do	2	6 10 0
Lanark and Perth.	M. W. Stanley.	3 do	do	6	17 10 0
Lanark and Rosetta	Robert Stend	3 do	do	2	6 0 0
Lancaster and L'Original.	P. O. Brian	3 do	Stage	3	35 12 6
Lancaster and Martintown.	James Dunlop	3 do	Horse or vehicle.	3	6 0 0
Laprairie, Montreal, & St. Lambert	P. Lachance	3 do	Stage and ferry	6	11 5 0
Laprairie, St. Philippe and St. Constant.	C. Le Roi	3 do	Horse or vehicle.	3	8 15 0
Laprairie and St. Remi	F. Desmarais.	1 month	do	3	3 8 8
Largie and Wallacetown.	D. McCallum.	3 months	do	1	2 10 0
L'Assomption, St. Esprit and St. Julienne.	Guigon	3 do	do	3	12 8 9
L'Assomption and St. Jacques L'Archigan	Joseph Guilbault.	3 do	do	3	10 0 0
L'Assomption and St. Sulpice.	A. Robillard.	3 do	do	6	7 10 0
Latta's Mills and Moira	George Ross.	3 do	do	3	7 5 0

REPORT No. 2.—Detail of all payments made, &c.—(Continued.)

QUARTER ENDED 30TH JUNE, 1855.

Name of Route.	Name of Contractor or party receiving payment.	Period.	Mode of Conveyance.	Number of Trips per week.	Amount.
					£ s. d.
Laval and Quebec.....	O. Paradis.....	3 months	Horse or ve- hicle.....	2	4 10 0
Lawrenceville and North Stukely.	Joseph Gendron.....	3 do	do	3	4 17 6
Leeds and New Ireland.....	John Hough.....	3 do	do	1	5 0 0
Leeds and St. Nicholas.....	F. X. Bergeron.....	3 do	do	3	39 0 0
Lewiston and Queenston.....	C. Wadsworth.....	3 do	Ferry and ve- hicle.....	6	6 0 0
Lifford and Lindsay.....	T. Robinson.....	3 do	Horse or ve- hicle.....	1	5 0 0
Lifford and Orono.....	T. Robinson.....	3 do	do	3	12 0 0
Lindsay and Port Hope.....	Bletcher and Bros.....	3 do	Stage	6	50 0 0
Lisadel and Wallace.....	A. Mitchell.....	4 do	Horse or ve- hicle.....	1	8 6 8
London and Port Sarnia, (less fine)	W. Kief.....	3 do	Stage	6	9 5 0
London and Port Stanley.....	W. Kief.....	3 do	do	6	32 15 0
London and Stratford.....	W. Kief.....	3 do	do	6	40 0 0
Longueuil and Montreal, &c.....	Hogan and Penn.....	3 do	Ferry and ve- hicle.....	36 & 12 t.	59 9 0
Longueuil and Montreal, with (English Mail at midnight)...	J. B. Beauchamp.....		do	1	1 0 0
Longueuil and St. Lambert.....	John Morris.....		Vehicle	30ts.	7 10 0
Longueuil and St. Ours.....	A. St. Marie.....	3 do	do	3	31 5 0
Lonsdale, Melrose, Marysville and Shannonville.....	E. H. Lewis.....	3 do	Horse or ve- hicle.....	2	9 7 6
L'Original and Point au Chêne....	O. St. Julien.....	3 do	do	2	4 1 3
Low and Wakefield.....	C. Brooks.....	3 do	do	1	6 0 0
McDonald's Corners and North Launcester.....	D. McGillis.....	3 do	do	6	6 5 0
McDonald's Corners and St. Raph- ael.....	D. McDonald.....	3 do	do	6	2 16 3
McGillivray and West McGillivray	R. Waistell.....	3 do	do	1	2 10 0
Madoc and Queensboro'.....	John Bander.....	6 do	do	1	4 17 6
Madoc and Stirling.....	R. Dimond.....	3 do	do	2	8 15 0
Magog and Sherbrooke.....	W. Paige.....	3 do	do	6	18 15 0
Manningville and St. Remi.....	F. Desmarais.....	3 do	do	3	18 15 0
March and South March.....	N. Hedley.....	3 do	do	3	5 0 0
Mariposa and Oshawa.....	W. Thomas.....	3 do	do	3	19 15 0
Mariposa and Peterboro'.....	R. Shaw.....	3 do	Vehicle	3	31 0 0
Mariposa and Stouffville.....	Jacob Brooks.....	3 do	Horse or ve- hicle.....	2	15 12 6
Marmora and Stirling.....	John Fidler.....	3 do	do	2	8 0 0
Martintown and Roxborough.....	D. McCallum.....	3 do	do	2	2 10 0
Mascouche and Terrebonne.....	P. Lauzon.....	3 do	do	3	5 6 0
Matane and Metis.....	Henry Page.....	3 do	Vehicle	2	12 10 0
Medonte and Penctanguishine road	T. Milliken.....	3 do	Horse or ve- hicle.....	2	5 0 0
Melancthon and Nottawasaga.....	James Beachell.....	3 do	do	1	9 7 6
Melbourne and Richmond.....	L. Thomas.....	3 do	do	12	6 5 0
Melbourne and Waterloo.....	E. Lawrence.....	3 do	Stage	3	26 0 0
Merrickville and North Augusta..	A. Crozier.....	3 do	Horse or ve- hicle.....	3	7 10 0
Merrickville and Smith's Falls...	J. Armstrong.....	3 do	do	3	15 0 0
Merton and Zimmerman.....	R. McGanley.....	1 month	do	3	1 0 10
Metis and River du Loup, (en bas)	F. H. Boucher.....	3 months	Vehicle	6	122 10 0
Milford and Picton.....	James Gilmore.....	3 do	Horse or ve- hicle.....	3	5 0 0
Milford and Port Milford.....	H. VanDusen.....	3 do	do	2	2 10 0

REPORT No. 2.—Detail of all payments made, &c.—(Continued.)

QUARTER ENDED 30TH JUNE, 1855.

Name of Route.	Name of Contractor or party receiving payment.	Period.	Mode of Conveyance.	Number of Trips per week.	Amount.
					£ s. d.
Millbank and Morningdale.....	Wm. Rutherford.....	3 months	Horse or vehicle.....	2	0 15 0
Millereck and Newburg.....	P. S. Timmerman.....	3 do	do.....	6	21 5 0
Montreal and New Glasgow.....	John Morrison.....	3 do	do.....	3	22 0 0
Montreal and Quebec, (by land)...	Charles Hough, & Co.....	3 do	Stage.....	6	375 0 0
Morrisburg and N. Williamsburg...	Wm. Vanklen.....	3 do	Horse or vehicle.....	3	7 10 0
Morton and Newbury.....	J. Mitchell.....	3 do	do.....	3	9 15 0
Mosa, Moravia and Strathburn....	J. Archer & Co.....	3 do	do.....	3 & 2	18 12 6
Mosa and Newbury.....	John Dobie.....	3 do	do.....	6	6 0 0
Mulmur and Whitfield.....	John Little.....	3 do	do.....	1	3 8 9
Murray Bay and Quebec.....	J. Gauthier.....	3 do	do.....	3	67 10 0
Murray Bay and Sault au Cochon...	Joseph Radford.....	12 do	do.....	1	130 0 0
Napance and Selby.....	R. Baker.....	3 do	do.....	2 & 1	1 9 0
Napierville and St. Jacques le Mineur.....	E. Bouchard.....	2 do	do.....	2	1 13 6
Napierville and Stottville.....	A. Fournier.....	3 do	do.....	6	13 0 0
New Aberdeen and New Dundee...	F. G. Millar.....	1 month	do.....	2	0 10 10
Newark and Norwich.....	Paul Bedford.....	3 months	do.....	2	3 5 0
Newbury and Wallaceburg.....	James McDougal.....	3 do	Vehicle.....	3	68 15 0
Newcastle and Orono.....	L. Hodges.....	3 do	Horse or vehicle.....	6	9 0 0
New Hamburg and Philipsburg...	G. C. Doering.....	3 do	do.....	2	2 5 0
New Hamburg and Preston.....	F. Lowell.....	3 do	do.....	6	25 12 6
New Ireland and Sherbrooke.....	R. A. Hall.....	3 do	do.....	1	15 5 0
New Ireland and Somerset.....	John Hough.....	3 do	do.....	3	13 10 0
Newland and Newmarket.....	J. Mainprize.....	3 do	do.....	1	3 2 6
Newmarket and Stouffville.....	H. W. Brooks.....	3 do	do.....	3	12 10 0
Ningara and Youngstown.....	F. A. B. Clench.....	3 do	do.....	6	3 15 0
Nicolet and St. Monique.....	P. Commenau.....	3 do	do.....	3	4 13 9
North Augusta and Prescott.....	James Wilcox.....	3 do	do.....	1	4 5 0
North Ely and South Durham.....	W. Bartlett.....	3 do	do.....	1	2 12 0
North Gower and Richmond, C.W., (special allowance).....	J. F. Eastman.....	3 do	do.....	3	6 0 0
North Pelham and Port Robinson...	Paul Horton.....	3 do	do.....	3	18 15 0
North Port and Picton.....	J. Demill.....	3 do	do.....	3	8 15 0
North Walsingham & Port Rowan...	W. S. Hazen.....	3 do	do.....	2	6 17 7
North Williamsburg & Winchester	William VanAllan.....	3 do	do.....	3	6 5 0
Nottawnsaga Station & Sunnidale...	Alexander Gillespie.....	3 do	do.....	2	4 17 6
Oakland and Vienna.....	Putman & Collins.....	3 do	Vehicle.....	6	25 0 0
Oakville and Omagh.....	W. Henderson.....	3 do	Horse or vehicle.....	3	3 15 0
Oakville and Steamboat Landing...	R. Balmer.....	3 do	do.....	12	2 10 0
Oakville and Toronto, (extra)....	James Gorman.....	do.....	1t	1 0 0
Oakwood and Port Hoover.....	H. J. Pearson.....	41 days	do.....	3	4 7 10
Oakwood and Port Hoover.....	H. J. Pearson.....	1 month	do.....	2	2 3 4
Ogdensburg, U.S., and Prescott...	J. Plumb.....	3 months	Ferry.....	6	6 5 0
Onondaga and Tuscarora.....	W. Wilson.....	3 do	Horse or vehicle.....	6	11 14 0
Orillia and Oro.....	Donald Grant.....	do.....	13t	4 17 6
Osgoode and Russell.....	R. Helmer.....	3 months	do.....	2	3 5 0
Ottawa City and Pakenham.....	William McAdam.....	2 do	Stage.....	6	50 0 0
Ottawa City and Perth.....	Edward Dowdall.....	3 do	Vehicle.....	6	74 17 6
Ottawa City and Portage du Fort...	Moses Holt.....	3 do	Horse or vehicle.....	3	87 10 0
Ottawa and Swamp Tavern.....	Robinson Lyon.....	1 month	do.....	6	35 0 0
Ottawa and Templeton.....	James Hagan.....	3 months	do.....	3	3 15 0
Ottawa City and Wakefield.....	Seth Catey.....	3 do	Vehicle.....	3	12 10 0

REPORT No. 2.—Detail of all payments made, &c.—(Continued.)

QUARTER ENDED 30TH JUNE, 1855.

Name of Route.	Name of Contractor or party receiving payment.	Period.	Mode of Conveyance.	Number of Trips per week.	Amount.		
					£	s.	d.
Ottawa Glass Works and the Steamboat Landing.....	J. F. Schneider.....	3 do	Horse or vehicle.....	6	1	0	0
Otterville and Simcoe.....	George Babcock.....	3 do	Stage	3	21	5	0
Otterville and Woodstock.....	C. Robertson.....	3 do	do	3	17	10	0
Owens Sound and Saugeen (extra)	James Angus.....	3 do	Horse or vehicle.....	3	30	0	0
Owen's Sound and Steamboat Landing.....	George Brown.....		do	4t	0	10	0
Pakenham and Renfrew.....	D. Robertson.....	3 months	do	3	32	10	0
Pakenham and Swamp Tavern...	John Kirby.....	1 month	do	6	8	0	0
Papineauville & St. Andre Avellan	P. Chabotte.....	1 do	do	2	1	12	0
Parker's Landing & St. Angelique	Louis Dube.....	1 do	do	12	2	0	0
Pembroke and S. Westmeath....	A. Sweezy.....	3 months	do	6	32	10	0
Penetanguishene and Sault St. Marie.....	R. Loranger.....		Steamboat	4t	90	0	0
Penville and Tecumseth.....	George Taylor.....	3 months	Horse or vehicle.....	3	6	10	0
Penville and Tecumseth (extra)..	Jeremiah Smith.....		do	1t	0	5	0
Percy and Stirling.....	A. Maybee.....	3 months	Vehicle	3	26	5	0
Peterboro' and Springville.....	P. Helm.....	3 do	Horse or vehicle.....	2	3	15	0
Peterboro' and Warsaw.....	R. W. Shaw.....	3 do	do	2	7	10	0
Petersburg and Wellesley.....	John Zoeger.....	3 do	do	3	8	0	0
Petite Reviere and St. Paul's Bay.	M. McKerty.....	3 do	do	1	2	0	0
Philipsburg and Pigeon Hill.....	William Hickok.....	3 do	do	1	1	12	6
Philipsburg and St. Johns.....	A. L. Taylor.....	3 do	Stage	6	36	5	0
Philipsburg and Swanton, U.S....	Stiles Faxon.....	3 do	Horse or vehicle.....	6	2	6	10½
Pine Hill and Port Franks.....	E. Whitfield.....	3 do	do	1	2	10	0
Pine Orchard and Uxbridge.....	Joseph Gould.....	3 do	do	3	13	15	0
Pointe aux Trembles and Rivière des Prairies.....	P. Dubreuil.....	3 do	do	2	3	0	0
Point Levi and Point Platon.....	A. Beaudette.....	3 do	do	3	50	0	0
Point Levi and Quebec.....	P. Baras.....	3 do	Ferry	12	21	17	6
Pointe Platon and Three Rivers..	A. Beauchemin.....	3 do	Horse or vehicle.....	3	55	0	0
Portage du Fort and Ross.....	Thomas Carry.....	3 do	do	3	7	10	0
Port Colborne and St. Catherines.	D. Coleman.....	3 do	Stage	6	75	0	0
Port Dalhousie and St. Catherines	D. C. Haynes.....	3 do	Horse or vehicle.....	6	12	13	6
Port Huron and Port Sarnia.....	D. McCall.....	3 do	Ferry	6	2	8	9
Port Maitland and Welland Canal Feeder.....	William McCartney.....	3 do	Horse or vehicle.....	6	15	0	0
Port Nelson and the Canal.....	James Cutler.....	2 do	Vehicle	12	15	18	0
Port Neuf and St. Bazile.....	Louis Noreau.....	3 do	Horse or vehicle.....	2	3	0	0
Port Perry and Whitby.....	N. Ray.....	3 do	do	6	19	10	0
Port Rowan and Rowan Mills.....	J. A. Stearn.....	3 do	do	6	10	0	0
Port Ryerse and Vittoria.....	J. H. McCall.....	3 do	do	3	6	0	0
Port Francis and Three Rivers (extra).....	T. Vigneau.....		do	48t	30	0	0
Port Stanley and Vienna.....	E. Doty.....	3 months	Vehicle	3	25	0	0
Quebec around the Island of Orleans	F. Paradis.....	3 do	Horse or vehicle.....	1	12	0	0
Quebec and River du Loup.....	M. Marceau.....	3 do	Vehicle	6	212	10	0
Quebec and St. Raymond.....	J. Plamondon.....	3 do	Horse or vehicle.....	27	20	0	0

REPORT No. 2.—Detail of all payments made, &c.—(Continued.)

QUARTER ENDED 30TH JUNE, 1855.

Name of Route.	Name of Contractor or party receiving payment.	Period.	Mode of Conveyance.	Number of Trips per week.	Amount.
					£ s. d.
Quebec and Spencer Cove.....	D. Maguire.....	3 do	do	12	14 12 6
Quebec and Stoncham.....	N. Murphy.....	3 do	do	1	4 5 0
Quebec and Grand Trunk Station.	C. Hough.....	56 days	Ferry	6	44 15 0
Queenston and Suspension Bridge	G. D. Prest.....	3 months	Horse or ve- hicle.....	6	39 0 0
Ramsay and West Huntley.....	Patrick Kennedy.....	3 do	On horseback	2	5 0 0
Rawdon and St. Alphonse.....	John Corcoran.....	3 do	Horse or ve- hicle.....	2	2 10 0
Rawdon, St. Jacques, Montcalm and St. Ligouri.....	James Daly.....	3 do	Vehicle	3	7 10 0
Reach and Uxbridge.....	Joseph Gould.....	3 do	Horse or ve- hicle.....	3	11 5 0
Riceville and Vankleeckhill, via Ca- ledonia Flats.....	A. Chesser.....	3 do	do	1	3 17 6
Richmond East & Sydenham Place.	M. Cavenagh.....	3 do	do	6	13 13 0
Rigaud and Vankleeckhill, via East Hawkesbury and Lefoulon ..	B. D. Flynn.....	3 do	do	3	11 5 0
Rigaud and Vankleeckhill via East Hawkesbury and Lefoulon ..	B. D. Flynn.....	1 month	do	12t	3 5 4
River du Lopp and N. B. Boundary Line.....	Thomas Jarvis.....	3 months	Vehicle	3	53 15 0
River du Loup and St. Léon.....	J. Deguise.....	3 do	Horse or ve- hicle.....	2	3 15 0
River du Loup and St. Ursule ...	M. Mayrant.....	3 do	do	2	2 10 0
Rochford, Villanova & Waterford.	John Fessenden.....	3 do	do	2	3 15 0
Roxton Falls & Shefford Mountain	J. A. Savage.....	3 do	do	2	9 15 0
St. Adèle and St. Jérôme.....	R. DeMontigny.....	3 do	do	1	3 15 0
St. Alexander and St. Pascal ..	E. Leveque.....	3 do	do	3	10 0 0
St. Andrews and St. Hermas ..	A. Ladouceur.....	do	16t	2 0 0
St. Anne de la Pérade & St. Casimir	A. Germain.....	3 months	do	2	3 13 0
St. Anne des Plaines and St. Lin..	H. Granger.....	2 do	do	2	2 10 0
St. Anne la Pocatière & St. Pacôme	J. Dionne.....	3 do	do	2	3 15 0
St. Antoine and St. Denis.....	A. St. Jacques.....	3 do	Ferry	12	2 10 0
St. Barnabé and St. Hyacinthe...	J. Lapointe.....	3 do	Horse or ve- hicle.....	1	1 11 3
St. Benoit and St. Placide.....	C. Obene.....	3 do	do	2	3 0 0
St. Bruno and St. Julie.....	Joseph Hebert.....	3 do	do	1	1 12 6
St. Célestin and St. Grégoire...	P. Thibodeau.....	3 do	do	1	1 5 0
St. Charles and St. Hilaire.....	A. Dussault.....	3 do	do	6	15 0 0
St. Charles and St. Marc.....	A. Desjournins.....	3 do	do	6	2 10 0
St. Charles and William Henry ..	A. Dussault.....	3 do	do	3	16 5 0
St. Charles and William Henry ..	A. Crepeau.....	3 do	do	3	16 5 0
St. Claire and St. Henri.....	E. Marceau.....	3 do	do	3	10 0 0
St. Danase and St. Hyacinthe ..	P. Moussette.....	3 do	do	2	3 5 0
St. Denis and St. Jude.....	F. Bouvier.....	3 do	do	2	3 15 0
St. Didace and St. Gabriel de Bran- don.....	N. Neveau.....	3 do	do	2	3 0 0
St. Edouard and St. Remi.....	F. Desmarais.....	3 do	do	2	3 15 0
St. Edouard and St. Remi, (servig La Pigeonnière).....	F. Desmarais.....	3 do	do	2	0 12 6
St. Gabriel de Brandon and St. Nor- bert.....	J. B. Magnault.....	3 do	do	3	6 5 0
St. George and the Height of Land	James Calway.....	3 do	do	1	7 10 0
St. Gertrude and Three Rivers...	J. Dumas.....	3 do	do	1	3 15 0
St. Gervais and St. Lazare.....	A. Bissonet.....	6 do	do	1	6 5 0
St. Gervais and St. Michel.....	C. Turgeon.....	3 do	do	3	12 10 0
St. Grégoire and Three Rivers...	A. Bisson.....	3 do	do	3	6 5 0
St. Henedine and St. Marguerite..	D. Trachy.....	3 do	do	2	1 15 0
St. Hilaire and St. Jean Baptiste..	A. Adams.....	3 do	do	3	7 10 0

REPORT No. 2.—Detail of all payments made, &c.—(Continued.)

QUARTER ENDED 30TH JUNE, 1856.

Name of Route.	Name of Contractor or party receiving payment.	Period.	Mode of conveyance.	Number of Trips per week.	Amount.		
					£	s.	d.
St. Hyacinthe and Yamaska	J. Herbert.....	3 months	Horse or vehicle.....	2	11	15	0
St. Hyacinthe and Yamaska	J. Herbert.....	3 do	do	1	1	0	0
St. Isidore and St. Remi.....	F. Desmarais	3 do	do	1	1	11	3
St. Jérôme and St. Thérèse	F. Duroche.....	3 do	do	3	11	5	0
St. Johns and W. Farnham	A. Pickle.....	3 do	Vehicle	3	12	10	0
St. Martin and St. Thérèse	James Park.....	8 do	Horse or vehicle.....	3	8	10	0
St. Martin and St. Urbain.....	J. M. Prudhomme	3 do	do	1	1	10	0
St. Maurice and Three Rivers	F. Duchesnay.....	8 do	do	2	5	0	0
St. Raphaels and St. Thomas	J. B. Bernache.....	12 do	do	1	24	0	0
St. Sylvester E. and St. Sylvester West.....	George McOrea	3 do	do	1	1	5	0
St. Thomas and Vienna	E. Doty.....	3 do	Vehicle	6	25	0	0
St. Timothée and the Steamboat Landing	J. B. Lavoie	2 do	Horse or vehicle.....	1	10	0
St. Victoire and William Henry	A. Crepeau.....	3 do	do	3	2	12	0
St. Vincent and Walter's Falls.....	T. P. Walter.....	54 days	do	14	6	19	0
St. Vincent and Walter's Falls.....	Wm. Meek.....	36 do	do	14	2	11	5
Sault St. Marie and United States	Wm. Perault.....	3 months	Ferry	1	1	11	3
Scott and Uxbridge	J. Galloway.....	3 do	Horse or vehicle.....	2	4	7	6
Shakespeare and Wellesley.....	J. Zøger.....	3 do	do	2	5	0	0
Shakespeare and West's Corners	Wm. Cossey.....	3 do	do	2	11	17	6
Sinclairville and York	James Boyd.....	3 do	do	1	3	5	0
Smith's Corners and Trenton	W. Gerow.....	3 do	do	2	5	0	0
Smith's Falls and South Elmsley	L. S. Willson.....	3 do	do	3	5	0	0
Sombra and Wilksburg.....	E. Robson.....	3 do	On foot	1	2	8	9
South Bolton and Coolidge School House	A. M. Bulloch.....	3 do	Horse or vehicle.....	2	3	5	0
Spike's Corners and Westport.....	William Dennison	3 do	do	1	11	5	0
Stanford and Three Rivers.....	P. Richard.....	1 month	do	13tr.	6	10	0
Stanstead and Waterloo	W. Paige.....	3 months	Stage	3	26	5	0
Stirling and Wellman's Corners.....	John Kelly.....	3 do	Horse or vehicle.....	1	2	10	0
Stoco and Tweed.....	P. Huffman.....	3 do	do	3	2	10	0
Stouffville and Toronto.....	J. Brooks.....	3 do	Stage	6	20	0	0
Stratford and Woodstock	C. W. Robertson.....	3 do	Vehicle	6	25	0	0
Thistleton and Toronto.....	J. Haystead.....	3 do	Stage	6	6	5	0
Thornhill and Toronto.....	T. Cook.....	3 do	do	6	16	5	0
Toronto and Yorkville	H. B. Williams.....	3 do	do	6	2	8	9
Tyrconnell and Wallacetown.....	Hugh Gunn.....	3 do	Horse or vehicle.....	3	4	2	6
Westmeath and South Westmeath	S. Wright.....	3 do	do	3	9	15	0
Brockville	E. Curtis for payment of tolls on the Lyn Route	1	19	4
Brockville.....	W. H. Willson for payment of tolls on the Perth Route	5	0	0
St. Lambert	S. B. Beauchamp for detention with 8 men waiting the arrival of an English mail	3	0	0

Carried to Recapitulation at end of Report No. 2.—Total.....£ 9367 3 11

REPORT No. 2.—Detail of all payments made, &c.—(Continued.)

QUARTER ENDED 30TH JUNE, 1855.

CONVEYANCE OF MAILS TO AND FROM RAILROAD STATIONS.

Name of Route.	Name of Contractor or party receiving payment.	Period.	Mode of Conveyance.	Number of Trips per week.	Amount.
Aurora and the Railroad Station	J. W. Kusopp.....	3 months	Horse or vehicle.....	12	£ s. d. 3 15 0
Barrie and do do	T. McCausland	3 do	do	12	15 12 6
Beachville and do do	Wm. Hook	3 do	do	6	4 17 6
Bradford and do do	Geo. Douglas	3 do	do	12	8 15 0
Branchton and do do	J. Burrows	3 do	do	12	3 5 0
Brantford and do do	Geo. Babcock	3 do	do	18	31 5 0
Cainsville and do do	Robert Short	3 do	do	12	9 15 0
Chatham and do do	T. M. Taylor	3 do	do	12	20 0 0
Chippawa and do do	John Carlaw	3 do	do	12	3 5 0
Coaticook and do do	N. W. Nichols	3 do	do	24	3 5 0
Compton and do do	W. Paige	3 do	do	12	14 12 6
Concord and do do	John Duncan	3 do	do	12	2 10 0
Danville and do do	George Hawes	3 do	do	12	6 5 0
Detroit, Windsor and do do	H. Ouelette	3 do	do	6	20 0 0
Drummondville and do do	J. Rowland	3 do	do	12	7 10 0
Dundas and do do	Wm. Taylor	3 do	do	12	14 12 6
Dunville and do do	R. McNeal	3 do	do	12	8 2 6
Ekfrid and do do	J. Miller	3 do	do	12	6 5 0
Fort Erie and do do	T. Rainsford	3 do	do	12	10 0 0
Galt and do do	F. Lowell	3 do	do	12	19 10 0
Grimsby and do do	R. Nelles	3 do	do	12	3 2 6
Hamilton and do do	E. Ritchie	3 do	do	36	54 10 0
Hemmingford and do do	Jos. Goodsell	2 do	do	6	1 12 6
Holland Landing and do do	S. Darton	3 do	do	12	3 11 8
Industry and do do	J. F. Lettoullier	3 do	do	3	1 4 0
Ingersoll and do do	E. Doty	3 do	do	12	16 5 0
Innisfil and do do	Benj. Ross	3 do	do	3	10 0 0
Kemptville and do do	R. Leslie	3 do	do	12	3 15 0
Lacadie and do do	Leon Mailloux	3 do	do	6	6 10 0
Lacolle and do do	Stephen Ennis	3 do	do	12	4 17 6
Lefroy and do do	D. Davidson	3 do	do	12	3 2 6
Lennoxville and do do	J. P. Cushing	3 do	do	12	6 5 0
London and do do	N. Perkins	3 do	do	12	35 15 0
Marshville and do do	A. Mains	3 do	do	6	6 10 0
Melbourne and do do	L. Thomas	3 do	do	24	14 12 6
Melbourne and do do(extra)	L. Thomas	do	66 tr	5 5 0
Methot's Mills and Railroad Station	J. Fraser	3 do	do	24 as required	1 0
Newbury and the Railroad Depot	D. Sullivan	3 do	do	24	3 15 0
Newmarket and do do	P. Dalton	3 do	do	36	2 10 0
Niagara S. B. Landing and do do	J. Elliott	3 do	do	15	19 10 0
Osgoode and Gloucester do do	T. Gold	3 do	do	3	9 10 0
Otonabee and do do	T. Drummond	3 do	do	12	9 15 0
Paris and do do	F. Cowls	3 do	do	12	25 0 0
Point Albino and do do	R. Disher	13 do	do	12	13 10 10
Port Colborne and do do	J. Manly	3 do	do	12	3 15 0
Princeton and do do	A. Milne	3 do	do	12	3 2 6
Richmond Hill and do do	John Maguire	3 do	do	6	12 10 0
Rupert and do do	Joseph Gordon	3 do	do	12	4 17 6
St. Catharines and do (less fine)	George Forbes	3 do	do	12	20 5 0
St. Christophe d'Arthubaska and [the Railroad Depot]	Joseph Godette	3 do	do	3	6 5 0
St. George, Troy and do do	William Glass	3 do	do	6	21 5 0
St. Hyacinthe and do do	A. Lamarche	3 do	do	24 as required	7 17 6

REPORT No. 2.—Detail of all payments made, &c.—(Continued.)

QUARTER ENDED 30TH JUNE, 1855.

CONVEYANCE OF MAILS TO AND FROM RAILROAD STATIONS.

Name of Route.	Name of Contractor or party receiving payment.	Period.	Mode of conveyance.	No. of Trips per week.	Amount.
Seneca and the Railroad Station	J. Pollock.....	3 months	H. or veh.	12.	£ s. d. 3 2 6
Sherbrooke and do do	E. Cheney.....	3 do	do	2	9 15 0
Somerset and do do	A. Vallée.....	3 do	do	6	7 16 0
Soraba and do do	L. B. Warner.....	3 do	do	12	1 10 0
Spencerville and do do	W. B. Imrie.....	3 do	do	6	3 15 0
Stanford and do do	J. E. Huston.....	2 do	do	6	3 6 8
Stanford and do do	F. Beaudette.....	1 month	do	6	1 11 3
Suspension Bridge and do do	G. Duncan.....	3 months	do	As required.	39 0 0
Thornhill and do do	James Hugo.....	3 do	do	12	8 15 0
Thorold and do do	Isaac Head.....	3 do	do	12.	12 10 0
Toronto and do do	M. Scott.....	3 do	do	24	26 0 0
Waterville and do do	H. McDougall.....	3 do	do	6	2 10 0
West Osgoode and do do	R. Davis.....	3 do	do	5	2 10 0
Woodstock and do do	D. Quenton.....	3 do	do	24	20 8 9
Carried to Recapitulation at end of Report No. 2.—Total.....					£ 696 19 2

CONVEYANCE OF MAILS BY STEAMERS.

Cobourg and Rochester.....	D. Bethune & Co.....	3 months	Str.	36 trs. at 25s.	45 0 0
Collingwood and Owen's Sound...	Z. C. Camp.....	54 days	do	24 trs. at 25s.	80 0 0
Hamilton, Toronto and Wellington Square.....	William Donaldson.....	21 days	do	21 t. at 50s &c	56 5 0
Hamilton and Kingston.....	James Sutherland.....	do	½ trip at £22 11s. 11d. ...	11 5 11
Hamilton and Montreal.....	Hon. John Hamilton..	3 months	do	6 & 7 t p. w'k at £14 p. f. t	2688 4 7
Hamilton and Toronto.....	G. W. Wyntt.....	do	9 t. at £1 10s.	13 10 0
Hamilton and Toronto Express...	Heron & Dick.....	do	1 trip.....	10 0 0
Lewiston, Niagara, Queenston and Toronto.....	Heron & Dick.....	3 months	do	78 t. at £3 ea.	234 0 0
Montreal and Quebec.....	Robert Shaw.....	do	11 t. at £6. & 1 t. at £5..	71 0 0
Carried to Recapitulation at end of Report No. 2.—Total.....					£ 3159 7 6

CONVEYANCE OF MAILS BY RAILROADS.

Buffalo, Brantford and Goderich Railroad Company.....	David Buchan.....	R.R.	On account	350 0 0
Cobourg and Waterloo.....	H. Covert.....	3 months	do	6	62 10 0
Montreal and Plattsburg, U. S.....	T. R. Johnson.....	2 do	do	53 t. at 7s. 6d.	19 17 6
Montreal and Rouse's Point.....	W. A. Merry.....	do	30 t. at £2 10s	75 0 0
Montreal, Rouse's Point and St. John's.....	W. A. Merry.....	3 months	do	6 t. p. w'k &c.	344 15 0
Ogdensburg and Rouse's Point...	George W. Hazle.....	do	30 trips at £5	150 0 0
Ottawa and Prescott.....	R. Hough.....	3 months	do	6	160 0 0
Ontario, Huron, Simcoe Railroad Union Company.....	W. Sladden.....	do	On account	750 0 0
Troy and Boston R.R. Co., extra trip, with an English Mail...	J. V. Baker.....	do	1	17 10 0
Carried to Recapitulation at end of Report No. 2.—Total.....					£ 1919 12 6

REPORT No. 2.—Detail of all payments made, &c.—(Continued.)

QUARTER ENDED 30TH JUNE, 1855.

BACK QUARTERS.

Name of Route.	Name of Contractor or party receiving payment.	Period.	Mode of Conveyance.	Number of Trips per week.	Amount.
					£ s. d.
Brantford and Vienna.....	George Babcock.....	3 months	Stage	6	112 10 0
Conitcook, Hereford and Stanstead	George Thomas.....	3 do	do	6 & 1	18 2 6
Conitcook and Stanstead.....	W. Paige.....	3 do	do	6	37 10 0
Compton and Railroad Station...	W. Paige.....	3 do	Horse or vehicle.....	12	14 12 6
Compton, Stanstead and Waterville	W. Paige.....	3 do	Stage	6	37 10 0
Danville and Railroad Station.....	George Hawes.....	11 to 31 Dec. 1854.	Horse or vehicle.....	12	1 7 6
Danville and Railroad Station.....	George Hawes.....	3 months	do	12	6 5 0
Danville and Tingwick.....	John Murphy.....	3 do	do	3	3 15 0
Ekfrid and Railroad Station.....	J. Miller.....	3 do	do	12	4 10 0
Ekfrid and Railroad Station (extra)	J. Miller.....	do	1 15 0
Galt and Railroad Station add. tr.	F. Lowell.....	5 months	do	1	7 11 8
Georgeville and Stanstead via Fitch Bay (extra).....	J. H. Williamson.....	Vehicle	1	0 15 0
Haldimand and Vernonville.....	A. Hillinbott.....	3 months	Horse or vehicle.....	2	2 15 3
Haldimand and Vernonville.....	A. Hillinbott.....	3 do	do	2	2 15 3
Ingersoll and Railroad Station...	E. Doty.....	Balance	do	12	9 15 0
Low and Wakefield.....	C. Brooks.....	2 months	do	1	1 19 4
Low and Wakefield.....	C. Brooks.....	3 do	do	1	3 0 0
Low and Wakefield.....	C. Brooks.....	3 do	do	1	3 0 0
Low and Wakefield.....	C. Brooks.....	3 do	do	1	3 0 0
Low and Wakefield.....	C. Brooks.....	3 do	do	1	5 0 0
Magog and Sherbrooke.....	W. Paige.....	3 do	do	6	18 15 0
Marshville and Wainfleet, centre	A. Maines.....	3 do	do	6	6 10 0
Newark and Norwich.....	P. Bedford.....	3 do	do	2	3 5 0
Newcastle and Orono.....	L. S. Hodges.....	3 do	do	6	9 0 0
New Hamburg and Preston (extra)	P. Colgan.....	do	1	1 10 0
Onslow and Ottawa City.....	R. Conroy.....	21 days	do	3	9 4 7
St. Celestin and St. Gregoire.....	N. Thibodeau.....	3 months	do	1	1 5 0
St. Celestin and St. Gregoire.....	N. Thibodeau.....	3 do	do	1	1 5 0
St. Celestin and St. Gregoire.....	N. Thibodeau.....	3 do	do	1	1 5 0
St. Christophe d'Arthabaska and Railroad Station.....	F. Godette.....	3 do	do	3	6 5 0
Silverhill and Walsingham.....	W. Gordon.....	3 do	do	2	3 2 6
Silverhill and Walsingham.....	W. Gordon.....	3 do	do	2	3 2 6
Stanstead and Waterloo.....	W. Paige.....	3 do	Vehicle	3	26 5 0
Carried to Recapitulation at end of Report No. 2.—Total.....					368 3 7

REPORT No. 2.—(Continued.)

Detail of all Payments made for making and Repairing Mail Bags, Mail Locks, &c., during the year ended 31st March, 1855.

QUARTER ENDED 30TH JUNE, 1855.

Tradesmen's Names.	Particulars of Disbursements.	Amount.
		£ s. d.
Donald Campbell	Labels for Mail Bags, &c.	12 6 4
George Cox	Furnishing Material and Making Canvas Bags ..	9 0 0
Robert Dean	Making Mail Bags, Labels, &c.	32 7 6
Gilmour & Coulson	Canvas for Mail Bags	10 13 0
Samuel Henkes	Canvas Bags and Canvas, &c.	9 1 6
Thomas Webster	Repairing Mail Bags	0 3 0
C. Gaudette	do do	0 1 3
Edward Carrier	do do	0 1 6
John Rapel	do do	0 8 9
Thomas Bailey	do do	0 1 10½
Baldwin & Mellick	do do	0 3 9
G. Packwood	do do	0 3 9
Field & Davidson	Making Labels and Repairing Mail Bags	8 11 3
R. Catey	Repairing a Mail Bag	0 1 3
A. Pariseau	do do	0 1 5
Wm. Wilkenson	Repairing Mail Bags	2 4 9
Henry Fox	do do	0 1 3
Napoleon Lavoie	do do	0 13 0
James Armstrong	do do	1 10 0
J. Hampton	do do	0 3 6
C. H. Hankinson	Repairing a Mail Bag	0 0 7½
Addison Collier	A Canvas Mail Bag	0 1 9
M. Larivière	Making Canvas Mail Bags	1 0 6
J. Hewitt & Co.	Linen for Mail Bags	4 14 6
J. Laplante	Repairing a Mail Bag	0 1 0
J. Clark	Canvas for a Mail Bag	0 1 3
Turner & Jerman	Repairing Mail Bags	0 2 2½
N. Bence	do do	0 1 3
J. Bowden	do do	0 4 4½
Carried to Recapitulation at end of Report No. 2.—Total		£94 6 1

REPORT No. 2.—(Continued.)

Detail of all payments made, and charges incurred for Mail Transportation, during the year ended 31st March, 1856.

QUARTER ENDED 30TH SEPTEMBER, 1856.

Name of Route.	Name of Contractor or party receiving payment.	Period.	Mode of conveyance.	Number of Trips per week.	Amount.
					£ s. d.
Abbott's Corners and Freighsburg	H. H. Smith.....	3 months	Horse or vehicle.....	1	1 5 0
Abbottsford, Montreal, St. Hyacinthe and Waterloo.....	J. W. Ryan.....	3 do	Stage	6	107 10 0
Abercorn and Brome, serving N. Sutton.....	G. K. Powers.....	3 do	Horse or vehicle.....	3	8 2 6
Acton, Bronte and Milton.....	Thomas H. Thompson.	3 do	do	6 & 3	15 15 0
Acton and Georgetown.....	John Wallace.....	2 do	do	3	6 10 0
Acton and Guelph.....	John Thorp, Junior...	3 do	Two horse vehicle.....	3	16 5 0
Actonvale and Roxton Falls.....	L. W. Decker.....	3 do	Horseshack or vehicle.....	6	9 2 0
Addison and Greenbush.....	Edwin Bates.....	3 do	do	2	1 11 3
Adelvide and Bosanquet.....	John Hoare.....	3 do	do	2	4 10 0
Albion and Sandhill.....	George Taylor.....	3 do	Stage	3	3 12 6
Albion and Thistletown.....	George Taylor.....	3 do	do	6	6 5 0
Algonac and Baby's Point.....	J. Menten.....	3 do	Ferry	2	3 5 0
Allan's Corners and St. Louis de Gonzague.....	John Simons.....	3 do	Horse or vehicle.....	3	4 0 0
Allansville and Elma.....	Joseph Rogers.....	3 do	do	1	6 5 0
Allansville and Hollin.....	Joseph Rogers.....	3 do	do	2	2 10 0
Allansville and St. Jacobs.....	Joseph Rogers.....	3 do	2 horse wagon.....	3	13 2 6
Allumette Island and Westneath.	E. Berchaud.....	3 do	Boat in summer, sleigh in winter..	2	12 10 0
Alton and Caledon.....	William Bell.....	3 do	Horse or vehicle.....	2	2 10 0
Alvinston and Newburg.....	Charles Rolls.....	3 do	do	1	15 5 0
Alvinston and Warwick.....	C. M. Janes.....	3 do	do	2	6 5 0
Amherstburg and Rondeau.....	Horatio Nelson.....	3 do	Two horse vehicle.....	3	73 15 0
Amherstburg and Windsor.....	T. M. Taylor.....	3 do	Horse or vehicle.....	6	28 5 0
Amherst Island and Bath.....	Thomas Murray.....	3 do	Ferry	2	6 5 0
Amiens and Napier.....	H. Monger.....	3 do	Horse or vehicle.....	3	10 2 6
Ancaster and Hamilton.....	John Crann.....	3 do	do	6	25 0 0
Arthur and Walmer.....	Elijah Dunham.....	3 do	do	1	2 0 0
Asburn and Brooklyn.....	Alexander Wilson.....	3 do	do	2	2 10 0
Ashton and Prospect.....	John Sykes.....	3 do	do	6	5 12 6
Atherly and Orillia.....	W. O. McMullen.....	3 do	do	2	3 0 0
Athol and Martintown.....	John Campbell.....	3 do	do	2	4 17 6
Aultsville and East Williamsburg	Richard Dafoe.....	3 do	do	6	6 5 0
Aurora and Lloydstown.....	William Cook.....	3 do	do	6	29 5 0
Aylmer and Lyons.....	R. Mott.....	3 do	Horseback	2	9 15 0
Aylwin and River Desert.....	Alexander Labeau...	3 do	do	1	21 5 0
Ayr, Galt and Paris.....	R. Kirkpatrick.....	3 do	Horse or vehicle.....	6	37 10 0
Ayr and Glenmorris.....	R. Kirkpatrick.....	1 month	do	6	2 18 4
Bagot and Burnstown.....	John Halliday.....	3 months	do	3	4 0 0
Bagot and Mount St. Patrick.....	Thomas Brady.....	3 do	do	1	2 10 0
Barrie and Cookstown.....	John Hunter.....	3 do	do	1	9 0 0

REPORT No. 2.—Detail of all payments made, &c.—(Continued.)

QUARTER ENDED 30TH SEPTEMBER, 1855.

Name of Route.	Name of Contractor or party receiving payment.	Period.	Mode of conveyance.	Number of Trips per week.	Amount.
					£ s. d.
Barrie and Orillia.....	John Harvie.....	Special service....	Vehicle	3 tr.	8 0 0
Barrie and Penetanguishene....	F. Dusome.....	3 months	Horse or vehicle.....	3	27 10 0
Batiscan Bridge and St. Stanislas	Isidore Laguerre.....	3 do	do	3	7 10 0
Battersea and Kingston.....	H. Van Dusen.....	3 do	do	1	2 10 0
Bayfield and Errol.....	W. A. Church.....	3 do	do	1	25 0 0
Beachville and Embro'.....	John McKay.....	3 do	On foot	6	15 12 6
Beamsville and Grimsby.....	H. Miller.....	3 do	Horse or vehicle.....	6	24 7 6
Beauharnois, Caughnawaga, Fort Covington, Huntingdon and Montreal.....	R. A. Charles.....	3 do	Ferry or vehicle.....	6 & 3	106 5 0
Beaverton and Holland Landing..	Joseph Sheppard.....	3 do	Stage	6	36 5 0
Beaverton and Mara.....	William Ritchie.....	3 do	Horseback	2	3 5 0
Beaverton and Mariposa.....	Benjamin Samis.....	3 do	Stage	3	13 11 3
Beaverton and North Eldon.....	John Merry.....	3 do	Horseback	1	3 0 0
Beaverton and Pefferlaw.....	Joseph Sheppard.....	3 do	Stage	3	3 2 6
Becancour and Stanfold.....	Jean Dumas.....	3 do	Horse or vehicle.....	2	17 10 0
Belfast and Wawanosh.....	Alexander McDonagh.....	3 do	Horseback	2	6 10 0
Belford and Markham.....	Jacob Dafee.....	3 do	Horse or vehicle.....	2	2 10 0
Bellamy's Mills and Perth.....	James Coulter.....	3 do	do	2	12 10 0
Bellamy's Mills and Ramsay.....	James Coulter.....	3 do	do	2	5 0 0
Bellamy's Mills and Tatlock.....	James Coulter.....	3 do	do	1	2 10 0
Belle Rivière, St. Benoit and St. Eustache.....	D. Mitchell.....	3 do	do	2	8 8 9
Belle Rivière, St. Scholastique and St. Columbin.....	M. Phelan.....	3 do	do	2	5 0 0
Belleville and Hillier.....	Thos. Flagler.....	3 do	do	2	9 7 6
Belleville and Stirling.....	A. L. Smith.....	3 do	do	6	29 5 0
Belleville and Tweed.....	James Embury.....	3 do	do	3	24 0 0
Belmont and London.....	J. Bostwick.....	3 do	do	3	13 0 0
Belœil and St. Hilaire.....	J. B. Houle.....	3 do	Canoe in Summer vehicle in Winter	12	3 2 6
Ben Miller and Goderich.....	Hugh McMath.....	6 do	Horseback	1	5 1 3
Beutinek and Kincardine.....	C. Rays.....	3 do	Horse or vehicle.....	1	14 15 0
Beutinek and Protón.....	Geo. Armstrong.....	3 do	do	1	6 5 0
Berlin and Freiburg.....	P. Schmitt.....	3 do	do	3	11 7 6
Berlin and Millbank.....	Wm. Rutherford.....	3 do	do	2	12 10 0
Berthier, St. Cuthbert and St. Norbert.....	F. Gagnon.....	3 do	do	3	8 5 0
Berthier and St. Elizabeth.....	Thérèse Lafortune.....	3 do	do	3	6 15 0
Berthier and Wm. Henry.....	A. Forcier.....	3 do	Ferry	7	10 0 0
Beverly and Morton.....	A. Ward.....	3 do	Horse or vehicle.....	3	7 10 0
Binbrook and Stony Creek.....	Jeremiah Taylor.....	3 do	do	2	6 10 0
Bobaycon and Downeyville.....	M. Lehane.....	3 do	do	1	3 5 0
Bodmin and Orchill.....	J. W. Hall.....	3 do	do	2	2 10 0
Bond Head and Teesumseth.....	John Brown.....	Special service	do	1 tr.	0 5 0
Bongard's Corners and Stone Mills	John Bongard.....	3 months	do	2	2 5 0
Bosanquet and Pine Hill.....	E. Whitefield.....	3 do	do	1	3 0 0
Bosanquet and Sylvan.....	S. M. Eastman.....	2 do	do	1	1 5 0
Bosanquet and Sylvan.....	Henry James.....	1 month	do	2	1 7 1

REPORT No. 2.—Detail of all payments made, &c.—(Continued.)

QUARTER ENDED 30TH SEPTEMBER, 1855.

Name of Route.	Name of Contractor or party receiving payment.	Period.	Mode of conveyance.	Number of Trips per week.	Amount.
					£ s. d.
Boston, Hartford and Waterford..	John Burke.. .. .	3 months	Horse or ve- hicle.....	3	6 15 0
Bowmanville and Cæsarea	Richard Welch.....	3 do	do	3	16 5 0
Bradford and Cookstown	Geo. Taylor	3 do	Stage	6	6 5 0
Bradford, Mono and Toronto.....	Geo. Taylor	3 do	do	6&3	68 15 0
Brantford and Newport	Thos. Knight	3 do	Horse or ve- hicle.....	3	6 5 0
Brantford and Vienna.....	Geo. Babcock	3 do	Stage	6	112 11 0
Bridgenorth and Peterboro'.....	R. W. Shaw	3 do	Horse or ve- hicle.....	2	6 5 0
Brighton and Kingston.....	Wm Bowen.....	3 do	Stage	6	93 15 0
Brighton and Otanabee	W. L. Sanford.....	3 do	Horse or ve- hicle.....	3	42 10 0
Brock and Epsom	Wm. Oliver	3 do	do	2	12 10 0
Brockville, Lansdown and Lyn... ..	Elias Curtis	3 do	do	6 & 2	15 16 0
Brockville and Morristown.....	W. H. Willson	3 do	Ferry	6	3 2 6
Brockville and North Augusta....	R. Stone	3 do	Horse or ve- hicle.....	3	8 15 0
Brockville and Perth	W. H. Willson.....	3 do	Stage	6	85 0 0
Brockville and Westport	Jacob Gallinger.....	3 do	do	6	78 5 0
Brome and West Brome	Abraham Pickle.....	3 do	Horse or ve- hicle.....	3	3 15 0
Brompton and Windsor Mills	S. A. Stevens	3 do	do	3	4 17 6
Bronx and Oakville	T. H. Thompson.....	3 do	do	6	9 15 0
Brougham and Stouffville	Wm. McGill	3 do	do	3	10 0 0
Brougham and Whitby.....	James Hubbard	3 do	do	3	19 12 6
Brougham and St. Joseph (Beauce)	J. O. O Arcand	12 do	do	1	12 10 0
Brucefield and Harpurhey	James Laidlaw	3 do	Horseback	3	7 10 0
Bruce Mines and Sault St. Marie..	David Pim.....	Special ser- vice	do	1 tr.	2 0 0
Bruce Mines and Sault St. Marie..	J. G. Johnston	do	do	2 tr.	2 5 0
Buckingham Wharf and Cumber- land	G. G. Dunning	3 months	Ferry	12	3 15 0
Buckingham and Steamboat Land- ing.....	A. Keenan	3 do	Horse or ve- hicle.....	12	11 17 6
Burford and Dereham.....	Geo. Waters	3 do	Stage	6	68 15 0
Burford and Paris	Geo. Waters	3 do	do	6	16 5 0
Buttonville, Unionville, Warkham and Thornhill	Wm. Morrison	3 do	Horse or ve- hicle.....	3	9 7 6
Caledonia and Erin	Wm. Clark	3 do	do	1	3 15 0
Caledonia Springs and L'Original..	O. St. Julien.....	3 do	do	3	9 15 0
Caledonia Springs and Plantagenet	B. Brisbow	2 do	do	3	5 0 0
Calumet Island and Fort Coulonge	Louis Brisard	3 do	do	1	8 15 0
Calumet Island Portage du Fort..	Louis Brisard	3 do	do	3	7 10 0
Camden East and Tamworth.....	Samuel Hicks	3 do	do	2	7 10 0
Campbellton and Metis	Geo. Dickson	3 do	do	2	110 0 0
Campbellton, N.B. and Percé, C.E.	Archibald Kerr	3 do	do	2	112 10 0
Canboro' and Ontario	Eli Banister	do	do	1	9 7 6
Canfield, Port Robinson and Wel- land Port	John L. Becker	3 do	do	3	37 6 3
Cannington and Eldon	E. S. Calkin	3 do	do	3	6 7 6
Cape Rich and Owen's Sound	James Carson	14 days	do	...	3 16 1
Cape Vinceit and Kingston.....	Geo. Mink	3 months	Ferry	6	14 7 6
Caradoc, Hall's Mills and Kit- worth	Edward Mihell	3 do	Horse or ve- hicle.....	2	8 5 0
Carillon and Lachute	Joseph Gecon	3 do	do	6	12 5 0

REPORT No. 2.—Detail of all payments made, &c.—(Continued.)

QUARTER ENDED 30TH SEPTEMBER, 1855.

Name of Route.	Name of Contractor or party receiving payment.	Period.	Mode of Conveyance.	Number of Trips per week.	Amount.
Carillon and Point Fortune	T. S. Denis	3 months	Ferry.	6	£ s. d. 6 10 0
Carlisle and Waterdown	R. Lottrige	3 do	Horse or vehicle	2	3 15 0
Carluke and Seneca	James Moffat	3 do	do	2	6 5 0
Carp and Stittsville	Jno. Graham	3 do	do	3	9 0 0
Castleford and Hubbell's Falls	James Riddell	3 do	do	6	45 0 0
Castleford and Renfrew	Antoine Gorault	3 do	do	3	7 2 6
Castleford and South Westmeath	Edward Ferrall	3 do	do	6	40 0 0
Castleton and Humber	M. E. Brougham	3 do	do	2	4 17 6
Castleton and Colborne	S. McDonald	3 do	do	2	2 18 6
Cayuga and Jarvis	C. W. Shannon	1 month	do	2	2 5 10
Cayuga and Jarvis	C. W. Shannon	2 months	do	2	6 4 2
Cayuga and Seneca	Geo. Gibson	3 do	do	6	12 10 0
Cedars and Coteau Landing	B. Urteau	3 do	do	6	15 12 0
Chambly and St. Hilaire	A. Adams	3 do	do	6	16 5 0
Chambly and St. John, C. E.	F. Lefebvre	3 do	do	6	15 0 0
Charleston and Farmersville	J. Gallenger	3 do	do	2	2 16 3
Chateau Richer and St. Férol	Casimir Paré	4 do	do	1	4 3 4
Chatham and Harwich	T. M. Taylor	3 do	do	3	3 2 6
Chatham and Port Sarnia	S. Kinny	3 do	do	3	62 10 0
Chatham and St. Thomas	T. M. Taylor	3 do	Stage	6	125 0 0
Chatham and Thamesville	Aluy and Bissell	3 do	Horse or vehicle	3	24 18 9
Chatham and Windsor	T. M. Taylor	3 do	do	2	50 0 0
Cheltenham and Cooksville	Wm. Harris	3 do	Stage	6	43 15 0
Chicoutimi and Murray Bay	Leon Gaudreau	3 do	Foot	1	26 0 0
Chippawa and Fort Erie	M. Cavannah	3 do	Horse or vehicle	3	29 5 0
Chippawa and Port Robinson	M. Donoghue	3 do	do	3	11 5 0
Churchville and Streetsville	Jabiz Lewis	3 do	do	6	8 18 1
Clarenceville and Pike River	S. Parker	2 do	1 horse vehicle	6	10 7 6
Clarence and Lochaber	Richard Woodley	3 do	Ferry	3	4 17 6
Clareview and Tamworth	Samuel Hicks	3 do	Horse or vehicle	2	4 0 0
Clinton and Orhill	James Lee	3 do	do	2	7 10 0
Cooticook and Drew's Mills	A. R. Fox	3 do	do	1	3 2 6
Cooticook, Hereford and Stanstead	Geo. Thomas	2 do	Stage	6 & 1	12 1 8
Cooticook and Stanstead	Warren Paige	2 do	do	6	25 5 5
Cooticook and Stanstead	T. McGovern	1 month	do	6	7 9 9
Cobden and Renfrew	James Gibbon	3 months	Horse or vehicle	3	12 10 0
Cobden and Ross	Jason Gould	3 do	do	3	6 0 0
Cobourg and Gore's Landing	A. King	3 do	do	2	5 0 0
Cobourg and Kingston	Geo. Mink	3 do	Stage	7	168 15 0
Cobourg and Percy	John Frazer	3 do	Horse or vehicle	3	30 0 0
Cobourg and Steamboat Landing	Wm. Woods	3 do	do	6	3 8 6
Cobourg and Toronto	Wm. Weller	3 do	Stage	7	164 3 4
Coldwater and Medonte	James Shaw	3 do	Horse or vehicle	2	3 15 0
Colbrook and Enterprise	Z. Brown	3 do	do	2	4 10 0
Collingwood and Nottawasaga	Wm. Blair	3 do	do	3	7 0 0
Collingwood and Owen's Sound	Isaac May	3 do	do	3	62 5 0
Collinville and Moore	John Büttler	3 do	do	1	3 5 0
Compton, Stanstead and Waterville	Warren Paige	2 do	Stage	6	25 5 5
Cookshire and Robinson	Nathaniel Ebbs	3 do	Horse or vehicle	4	6 5 0
Coolidge, Schoolhouse & S. Bolton	A. M. Ballock	3 do	do	3	4 17 6

REPORT No. 2.—Detail of all payments made, &c.—(Continued.)

QUARTER ENDED 30TH SEPTEMBER, 1855.

Name of Route.	Name of Contractor or party receiving payment.	Period.	Mode of Conveyance.	Number of Trips per week.	Amount.
					£ s. d.
Cookstown and Mono	Geo Taylor	3 months	Horse or vehicle.....	1	10 0 0
Copetown, Dundas, Jerseyville and Lynden	F. J. Fry	3 do	do	3	12 2 6
Cornwall and Lancaster	James Dunlop	On account of season	do	3	9 0 0
Cornwall and St. Andrews	J. McLennan	3 months	do	3	4 17 6
Coteau du Lac and Rigaud	A. Lalonde	3 do	do	2	10 0 0
Coteau Landing and St. Polycarpe	C. Gauthier	3 do	do	3	5 17 6
Covey Hill and Russeltown	Wm. Barrett	3 do	do	3	2 10 0
Cowansville and Franklin	J. G. & W. G. Cowee	3 do	Stage	6	15 0 0
Cowansville and Granby	J. G. & W. G. Cowee	3 do	do	6	17 10 0
Cowansville and Waterloo	A. Pickle	3 do	do	3	9 7 6
Cowansville and West Farnham	A. Pickle	3 do	do	3	11 17 6
Crabourne and Fraampton	John Colgan	3 do	Horse or vehicle.....	1	3 0 0
Cross Hill and Wellesly	John Zoeger	1 month	do	2	1 0 10
Crowland and Port Robinson	R. Abbotte	3 months	do	3	7 8 9
Cumminsville and Nelson	R. Thomson	3 do	do	2	5 0 0
Cunningham's and Osgoode	Thomas Gold	3 do	do	3	9 10 0
Cunningham's Station and Long Island Locks	Walter Collins	3 do	do	3	4 10 0
Daillebout, Ramsay & St. Elizabeth	Pierre Berberdy	3 do	do	3	9 7 6
Dalesville and Lachute	P. McArthur	3 do	do	2	2 10 0
Dalhousie Mills and St. Polycarpe	C. Gauthier	3 do	do	2	5 7 6
Daniels and St. Bruno	A. P. Pari	3 do	do	3	3 18 0
Danville and Ham	David Harvey	3 do	do	1	6 10 0
Danville and Kingsley Falls	H. Gilman	6 do	do	3	14 12 6
Dawson's and Garthby	J. T. Le Bel	3 do	do	2	5 12 6
Delaware and Loudon	A. Montgomery	3 do	do	6	22 16 3
Delhi and Lynedoch	J. Vandaville	3 do	do	2	3 15 0
Derby Line and Stanstead	O. Durocher	3 do	do	6	6 5 0
Dereham and Ingersoll, via Browns-ville	E. Doty	3 do	do	1 & 3	23 15 0
Dickinson's Landing and Finch	Jno. Coekburn	3 do	do	2	7 10 0
Dixon's Corners and Matilda	Wm. Wood	3 do	do	2	2 10 0
Douglas and Eganville	Jno. Armstrong	3 do	do	2	4 10 0
Douglas and Renfrew	Wm. Gordon	3 do	do	3	9 15 0
Drayton and Elora	L. Adams	1 month	do	...	1 1 11
Drayton and Hollen	L. Adams	1 do	On Horseback	1	0 8 5
Drumbo and Wolverton	E. Wolverton	3 months	Horse or vehicle.....	3	4 17 6
Drummondville, La Baie, Port St. Francis and Three Rivers	T. Vigneau	3 do	do	6 & 3	45 0 0
Drummondville and Melbourne	J. Cutler	3 do	Stage	6	35 0 0
Drummondville, River David and Yamaska	Charles Ritchotte	3 do	Horse or vehicle.....	3 & 1	10 0 0
Dudswell and Sherbrooke	W. H. Lathrop	3 do	do	1 & 2	8 6 8
Dunny and Lachute	S. Smith	3 do	do	1	1 19 0
Dundas and Hamilton	N. Able	3 do	Stage	6	9 7 6
Dundas and Millgrove	Jno. Hunt	3 do	Horse or vehicle.....	2	2 2 6
Dunville and Port Dover	Wm. Pollock	3 do	Stage	3	31 5 0
East Frampton and St. Claire	G. A. Smyth	3 do	Horse or vehicle.....	2	6 15 0
East Frampton and Standon	Jno. Nicholson	3 do	do	1	2 5 6
East Holland and Mono	Geo. Snider	3 do	do	1	32 10 0

REPORT No. 2.—Detail of all payments made, &c.—(Continued.)

QUARTER ENDED 30TH SEPTEMBER, 1855.

Name of Route.	Name of Contractor or party receiving payment.	Period.	Mode of Conveyance.	Number of Trips per week	Amount.
					£ s. d.
East Holland and Mono (extra allowance).....	George Snider	70 days	Horse or vehicle.....	1	5 14 1
Eastwood and Woodstock.....	Vansittart & Cottle... 3 months		do	6	7 10 0
Eaton and Hereford.....	Charles Strain	3 do	do	1	8 1 3
Eaton and Lennoxville.....	H. H. French	3 do	do	6	16 17 6
Eaton and Sawyerville.....	Charles Strain	3 do	do	1	1 1 8
Edmonton and Orangeville.....	W. J. Barnett.....	3 do	do	3	14 17 6
Edmonton and Tullamore.....	Jas. Collingbourne.....	3 do	do	2	5 0 0
Edwardsburg and Matilda.....	W. S. Akin	3 do	do	3	5 17 0
Elginburg and Storrington.....	H. Spring	3 do	do	8	8 15 0
Elginburg and Williams.....	Colin McKenzie	3 do	do	2	6 10 0
Elizabethville and Perrytown.....	S. Caldwell	3 do	do	2	3 5 0
Ellesmere and Scarborough.....	Jacob Brooks	3 do	do	2	5 0 0
Ellesmere and Scarborough.....	Jacob Brooks	3 do	do	1	1 17 6
Elma and Harpurhey.....	Wm. Fowler	3 do	do	1	17 4 6
Elora and Galt.....	F. Lowell	3 do	Stage	6	46 5 0
Elora and Hollen.....	Lewis Adams	2 do	Horse or vehicle.....	2	12 10 0
Ennis and Plympton.....	Charles Little	3 do	do	1	3 15 0
Erin, Esquesing, Georgetown and Oakville.....	Milton Davis	3 do	Stage	6	23 15 0
Erin and Fergus.....	Wm. Clarke	3 do	Horse or vehicle.....	2	12 10 0
Erin and Guelph.....	H. P. Thompson	3 do	do	2	13 0 0
Errol and Port Sarnia.....	Henry Young	3 do	do	2	6 0 0
Euphrasia and Thornbury.....	Wm. Fleming	3 do	do	2	4 11 9
Fairview and Stratford.....	Jno. Armstrong	3 do	do	3	6 5 0
Fenelon Falls and Lindsay.....	A. Umphry.....	3 do	do	2	8 15 0
Fergus and Guelph.....	John Thorp.....	3 do	Stage.	6	8 15 0
Fitzroy Harbour and Pakenham.....	John Kirby	3 do	do	6	23 15 0
Fort Coulonge and Port William.....	James Payne.....	3 do	Horse or vehicle.....	1	17 10 0
Fort William and Pembroke.....	J. McKenzie.....	3 do	do	2	5 0 0
Fort William and Rapides des Joachim.....	L. Cayune.....	3 do	do	1	10 0 0
Fox River and Gaspé Basin.....	Charles Pauquette.....	3 do	Foot.	1	3 15 0
Fox River and St. Anne des Monts.....	J. B. Sasseville.....	3 do	Horse or vehicle.....	1 pr	18 15 0
Frankford and Smithville.....	William Ashley.....	3 do	do	3	8 12 6
Franktown and Pakenham.....	D. Ferguson.....	3 do	do	6	41 0 0
Franktown and Smith's Falls.....	Patrick Terney.....	3 do	do	6	19 0 0
Fredericksburg and Napanee.....	Edward Howard.....	3 do	do	2	11 5 0
Frost Village and Waterloo.....	A. B. Foster.....	3 do	Stage.	3	4 17 6
Fullarton and Mitchell.....	James Woodley.....	3 do	Horse or vehicle.....	3	6 5 0
Galt and Goderich.....	F. Lowell.....	3 do	Stage.	6	40 2 6
Gaspé Basin and Grand Grève.....	John Salvador.....	3 do	Foot.	1	4 0 0
Gaspé Basin and Percé.....	A. Patterson.....	3 do	Horse or vehicle.....	2	28 15 0
Georgetown and Glenwilliams.....	William Alexander.....	3 do	do	8	22 3 9
Georgetown and Toronto.....	R. Stephens.....	3 do	Stage.	6	11 5 0
Georgeville and Stanstead.....	L. Bigham.....	3 do	Horse or vehicle.....	3	15 12 0
Gilbert's Mills and Picton.....	Daniel Gilbert.....	3 do	do	1	3 5 0
Glenmorris and Paris.....	R. Shiel.....	2 do	do	3	0 5 0
Goble's Corners and Princeton.....	A. Milmine.....	2 do	do	1	1 5 0

REPORT No. 2.—Detail of all payments made, &c.—(Continued.)

QUARTER ENDED 30TH SEPTEMBER, 1855.

Name of Route.	Name of Contractor or party receiving payment.	Period.	Mode of Conveyance.	No. of trips per week.	Amount.
					£ s. d.
Goble's Corners and Princeton....	W. L. Goble.....	1 month	Horse or vehicle.....	2	1 0 10
Goderich and Kincardino	M. Campbell.....	3 months	do	3	35 0 0
Goderich and London	W. Kily.....	3 do	Stage.	6	36 15 0
Goderich and Wawanosh.....	H. McMath.....	3 do	Horse or vehicle.....	2	7 6 3
Goderich and Westfield.....	Henry Douglas.....	3 do	do	1	6 10 0
Gormley's Corners and Richmond Hill	Joseph Miller.....	3 do	do	2	6 5 0
Gould and Robinson.....	Colin Noble.....	3 do	do	2	3 2 6
Gower Point and Westmeath.....	James Dickson.....	3 do	do	1	2 10 0
Graham's Wharf and Stafford.....	R. Childerhose.....	3 do	do	3	7 10 0
Grauby, Milton and St. Hyacinthe	M. Saucier.....	3 do	do	2	12 10 0
Green Point and Picton	S. Blanchard.....	3 do	do	1	2 10 0
Grimby and Ontario.....	J. C. Kerr.....	2 do	do	3	9 15 10
Grimby, Smithville and Welland Port	R. Thompson.....	3 do	Vehicle.	3 & 6	30 19 1
Grovesend and Salem.....	S. Moor.....	3 do	Horse or vehicle.....	2	2 2 6
Guelph and Hamilton, <i>via</i> Brock Road	John Beavis.....	3 do	Stage.	7	23 15 0
Guelph and Hamilton, <i>via</i> Galt.....	Hiram Weeks.....	3 do	do	6	125 0 0
Guelph and Owen's Sound.....	John Thorp.....	3 do	do	3	62 10 0
Guelph and Port Nelson.....	A. Kenny.....	3 do	do	3	62 10 0
Hamilton and Mount Albion.....	James Cook.....	3 do	Horse or vehicle.....	3	4 17
Hamilton and Simcoe.....	Milton Davis.....	3 do	Stage.	6	29 0
Hamilton and Stoney Creek.....	Hiram Weeks.....	3 do	Horse or vehicle.....	6	25 0 0
Hamilton and Suspension Bridge..	Edmund Ritchie.....	do	1 tr	1 8 3
Hamilton and Toronto	George Taylor.....	3 do	Stage.	7	98 5 0
Hamilton R. R. Depôt and Toronto.	J. B. Matthews.....	Horse or vehicle.....	3 trs	7 15 0
Hamilton and Waterdown	H. Edwards.....	3 do	do	6	16 5 0
Hannon and Ryckman's Corners..	James Glover.....	3 do	do	2	3 5 0
Harrington and Nissouri.....	John McLeod.....	3 do	do	2	2 3 9
Hawick and Morpeth.....	T. M. Taylor.....	3 do	do	1	3 2 6
Hawkesville and St Jacobs.....	G. Hawk.....	3 do	do	3	8 15 0
Haysville and Paris.....	G. Macartney.....	3 do	do	6	54 8 9
Heck's Corners and Kemptville ..	Henry Hurd.....	3 do	do	3	8 2 6
Heck's Corners and West Winchester	James Hughes.....	3 do	do	2	9 10 0
Howick and North Georgetown...	B. Vannier.....	3 do	do	3	2 8 9
Hunterstown and River du Loup	W. Parker.....	3 do	do	6	7 10 0
Huntingdon, St. Anicet, <i>via</i> La Guerre	R. Higgins.....	3 do	do	3	9 0 0
Huntingdon, Manningsville, <i>via</i> Herdman's Corners	J. M. McNider.....	3 do	do	1	4 7 6
Huntingville and Lennoxville	J. R. Moy.....	3 do	do	6	6 5 0
Industry and Kildare	N. Cornellier.....	3 do	do	3	5 0 0
Industry and St. Elizabeth.....	J. B. Desmarais.....	3 do	do	3	5 12 6
Industry and St. Paul d'Industry..	U. Gravelle.....	3 do	do	3	2 8 9
Ingersoll and Port Burwell.....	Edwin Doty.....	3 do	Stage.	6	25 0 0
Ingersoll and St. Mary's.....	Edwin Doty.....	3 do	Horse or vehicle.....	3	31 5 0
Ingersoll and Thamesford.....	Edwin Doty.....	3 do	do	3	12 10 0
Innerkip and Ratho.....	James Thomson.....	3 do	do	3	2 10 0
Innerkip and Woodstock.....	R. Lindsay.....	3 do	do	3	5 12 6
Inverness and Somerset.....	A. Vallier.....	3 do	do	3	19 10 0

REPORT No. 2.—Detail of all payments made &c.—(Continued.)

QUARTER ENDED 30TH SEPTEMBER, 1855.

Name of Route.	Name of Contractor or party receiving payment.	Period.	Mode of Conveyance.	Number of Trips per week.	Amount.
					£ s. d.
Iona and Port Talbot	John Deow	3 months	Horse or vehicle.....	3	2 17 6
Isle aux Noix and Stottsville.....	Daniel Stott.....	3 do	do	6	14 12 6
Isle Perrot and St. Annes.....	V. Baulne	3 do	Ferry.	2	3 18 0
Johnson and Owen's Sound.....	William Johnson.....	2 1/2 do	Horse or vehicle.....	2	9 10 5
Johnson's Corners and Sherrington.	George Whitford.....	3 do	Vehicle.	3	6 5 0
Jordan and North Pelham.....	Z. Horton	3 do	Horse or vehicle.....	1	4 9 9
Jordan and St. Catherines.....	H. Sammons.....	3 do	do	6	24 6 3
Kamouraska and St. Paschal.....	A. Blondeau	3 do	do	3	3 15 0
Keenansville and Tecumseth.....	B. Stephens.....	3 do	do	1	0 5 0
Kelvin and Scotland	W. D. Swift.....	3 months	do	2	4 7 6
Kemptville and Merrickville.....	S. Merrick	3 do	Stage.	6	15 0 0
Kenyon and McDonald's Inn.....	D. Cattnach	3 do	Horse or vehicle.....	2	2 5 0
Kincardine and Saugeen.....	John Urquhart.....	3 do	do	1	10 18 9
King and Nobleton.....	John Milligan.....	3 do	do	3	7 0 0
King and Oak Ridges	Richard Tedford.....	3 do	do	6	12 10 0
Kingston and Morton	A. M. Ward.....	3 do	do	3	28 0 0
Kingston and Portsmouth.....	John Watt	2 1/2 do	do	6	3 14 3
Kingston and Spike's Corners.....	Chas. Jordan.....	3 do	do	3	14 7 6
Kirkwall and Rockton.....	Robert Chambers.....	3 do	do	2	1 11 3
Klineburg and Thornhill.....	John Cool	3 do	do	6	5 0 0
Knowlton and Pike River.....	A. Pickle.....	3 do	Stage.	6	24 13 9
La Baie and William Henry.....	L. Peloquin.....	3 do	Horse or vehicle.....	3	19 0 0
La Beauce Quebec, St. Isidore and West Frampton.....	J. Bilodenu	3 do	do	2 & 3	27 7 6
La Beauce and St. Bernard.....	Elzear Landril	3 do	do	1	2 10 0
La Beauce and St. George.....	James Culway	3 do	do	3	18 15 0
La Beauce and St. Sylvester.....	J. Bilodenu.....	3 do	do	1	3 15 0
Lacadie and St. Jacques Le Mineur	J. O. Poivier.....	3 do	do	3	3 10 0
Lachine and St. Genevieve.....	Francis Lantier.....	3 do	do	3	12 3 9
Lachute and Lakefield.....	Geo. Rogers.....	3 do	do	1	1 10 0
Lake Temiscouata and River du Loup en bas.....	Denis Pelletier.....	Special service.	do	1 tr.	1 0 0
Lake Temiscouata and River du Loup en bas.....	Amable Carron.....	do	do	1 tr.	1 0 0
Lambton, St. Francis and Tring ..	C. Pepin	3 months	do	1 & 2	12 10 0
L'Amoureux and Thornhill.....	James Taylor	3 do	do	2	3 10 0
Lanark and Macdonald's Corners..	A. McLean	3 do	do	2	6 10 0
Lanark and Perth.....	M. W. Stanley	3 do	do	6	17 10 0
Lanark and Rosetta.....	Robert Stead	3 do	do	2	6 0 0
Lancaster and L'Original.....	P. O'Brien.....	3 do	Stage.	3	35 12 6
Lancaster and Martintown.....	James Dunlop.....	3 do	Horse or vehicle.....	3	6 0 0
Laprairie, St. Constant and St. Philippe.....	Chas. LeRoi	3 do	do	3	11 5 0
Largie and Wallacetown.....	D. McCallum.....	3 do	Horse or vehicle.....	1	2 10 0
L'Assomption and St Jacques	Joseph Guilbault.....	3 do	do	3	10 0 0
L'Assomption and St. Julienne.....	S. J. Guyon.....	3 do	do	3	12 8 9
L'Assomption and St. Sulpice.....	A. Robillard	3 do	do	6	7 10 0
Latta's Mills and Moira.....	George Ross.....	3 do	do	3	7 5 0
Laval and Quebec.....	Pierre Filion.....	2 months & 20 days.	do	2	5 10 9
Lawrenceville and North Stakely.	Joseph Gendron.....	3 months	do	3	4 17 6

REPORT No. 2.—Detail of all payments made, &c.—(Continued.)

QUARTER ENDED 30TH SEPTEMBER, 1855.

Name of Route.	Name of Contractor or party receiving payment.	Period.	Mode of Conveyance.	No. of Trips per week.	Amount.		
					£	s.	d.
Leeds and New Ireland	John Hough	3 months	Horse or ve- hicle.....	1	5	0	0
Leeds and St. Nicholas	F. X. Bergeron	3 do	do	3	39	0	0
Lewiston and Queenston	C. Wadsworth	3 do	Ferry and ve- hicle.....	6	6	0	0
Lifford and Lindsay	Thos. Robinson	3 do	Horse or ve- hicle.....	1	5	0	0
Lifford and Orono	Thos. Robinson	3 do	do	3	12	0	0
Lindsay and Port Hope	Bletcher & Brothers	3 do	Stage.	6	50	0	0
Lisadel and Wallace.....	A. Mitchell	3 do	Horse or ve- hicle.....	1	6	5	0
London and Port Sarnia	W. Kily ..	3 do	Stage.	6	11	15	0
London and Port Stanley	W. Kily	3 do	do	6	33	15	0
London and Stratford	W. Kily	3 do	do	6	40	0	0
London and Wyton.....	R. C. Satchlerd	9 do	Horse or ve- hicle.....	1	14	12	6
Longueuil and St. Lambert	John Morris	Special ser- vice	Vehicle	7½	8	10	0
Longueuil and St. Ours.....	A. St. Marie	3 months	do	3	31	5	0
L'Original and Point au Chêne.....	O. St. Julien	3 do	Horse or ve- hicle.....	2	4	1	3
Low and Wakefield	Caleb Brooke	3 do	do	1	5	0	0
McDonald's Corners & North Lan- caster	D. McGillis.....	3 do	do	6	6	5	0
McDonald's Corners & St. Raphael's	D. McDonald	3 do	do	6	2	16	8
McGillivray and West McGillivray	R. Waistell	3 do	do	2	5	15	0
Madoc and Queensboro'	John Bander.....	3 do	do	1	2	8	0
Madoc and Stirling	R. Dimond	3 do	do	2	8	15	0
Magdalen Islands and Pictou.....	Jas. Cassidy	4 do	Schooner	...	100	0	0
Magog and Sherbrooke.....	Warren Paige	3 do	Horse or ve- hicle.....	6	18	15	0
Major's Wharf and Papineauville.	Chas. Majore	3 do	do	6	7	6	3
Manningville and St. Rémi	F. Demarat	3 do	do	3	18	15	0
March and South March	W. Boucher	3 do	do	3	5	0	0
Mariposa and Oshawa	Wm. Thomas	3 do	do	3 & 6	32	18	4
Mariposa and Peterboro'	R. W. Shaw	3 do	Vehicle	3	31	0	0
Mariposa and Stouffville	Jacob Brooks	3 do	Horse or ve- hicle.....	2	15	12	6
Marmora and Stirling	John Fidler.....	3 do	do	2	8	0	0
Martintown and Roxboro'	D. McCallum	3 do	do	2	2	10	0
Mascouche and Terrebonne	P. Lauzon	3 do	do	3	5	5	0
Matane and Metis	Henry Page.....	3 do	Vehicle	2	12	10	0
Matane and St. Anne des Monts..	L. Roy	6 do	Horse or ve- hicle.....	2	25	0	0
Matilda and Steamboat Landing ..	Jas. O'Grady	3 do	do	7	2	0	0
Medoute and Penetanguishene ..	Thos. Milliken	3 do	do	2	5	0	0
Melancthon and Nottawasaga	James Beachell	3 do	do	1	9	7	8
Melbourne and Richmond	L. Thomas	3 do	do	12	6	5	0
Melbourne and Waterloo	E. Lawrence	3 do	Stage	3	26	0	0
Melrose and Shannonville.....	E. H. Lewis	3 do	Horse or ve- hicle.....	2	9	7	6
Merrickville and North Augusta..	A. Crozier	3 do	do	3	7	10	0
Merrickville and Smith's Falls	Jas. Armstrong	3 do	do	3	15	0	0
Merton and Zimmerman	R. McGauley	3 do	do	3	3	2	6
Metis and River du Loup en bas ..	Maj. Côté	3 do	Vehicle	6	122	10	0
Milford and Pictou	Jas. Gilmour	3 do	Horse or ve- hicle.....	3	5	0	0
Milford and Port Milton	H. Van Dusen	3 do	do	2	2	10	0
Milbank and Morningdale	Wm. Rutherford.....	3 do	do	2	0	15	0
Milbank and West's Corners	Wm. Rutherford	3 do	do	2	5	0	6

REPORT No. 2.—Detail of all payments made, &c.—(Continued.)

QUARTER ENDED 30TH SEPTEMBER, 1856.

Name of Route.	Name of Contractor or party receiving payment.	Period.	Mode of Conveyance.	Number of Trips per week.	Amount.		
					£	s.	d.
Millbrook and South Monaghan.	Jno. Clemesha	8 months	Horse or vehicle	3	17	10	0
Millcreek and Newburg	P. S. Timmerman	8 do	do	6	21	5	0
Montreal and Longueuil Steamboat Landing	Hogan & Penne	8 do	Vehicle	37	55	4	0
Montreal and New Glasgow	John Morrison	8 do	Horse or vehicle	8	22	0	0
Montreal and Quebec	Chas. Hough & others.	8 do	Stage	6	375	0	0
Montreal and St. Eustache	Thos. Addison	8 do	Vehicle	6	33	15	0
Montreal and St. Eustache	Thos. Addison	Extra travel	do	17	4	14	11
Moravia, Mosa, and Strathburn	J. J. Archer	8 months	Horse or vehicle	2 & 2	18	12	6
Morrisburg & North Williamsburg	Wm. Van Allen	8 do	do	3	7	10	0
Morton and Newboro'	J. O. Mitchell	8 do	do	3	9	15	0
Mosa and Newburg	John Dobie	8 do	do	6	6	0	0
Mulmur and Whitfield	John Little	8 do	do	1	3	8	9
Murray Bay and Quebec	Jean Gauthier	8 do	do	3	67	10	0
Murvale and Wilton	Hiram Lewis	8 do	do	1	2	12	6
Napanee and Selby	Robt. Baker	8 do	do	2	2	7	6
Napierville and Stottville	A. Fournier	8 do	do	6	13	0	0
Newburg and Wallaceburg	Jas. McDougall	8 do	Vehicle	3	68	15	0
Newcastle and Orono	J. S. Hodges	2 do	Horse or vehicle	6	8	6	8
Newcastle and Orono	J. S. Hodges	1 month	do	6	3	0	0
New Hamburg and Petersburg	Thompson and Ross	Special service.	do	1t	0	5	0
New Hamburg & Philipsburg West	G. C. Doering	3 months	do	2	2	5	0
New Hamburg and Preston	F. Lowell	8 do	do	6	27	15	0
New Ireland and Sherbrooke	R. A. Hall	8 do	do	1	15	5	0
New Ireland and Somerset	John Hough	8 do	do	3	13	10	0
Newland and Newmarket	Jno. Mainprize	8 do	do	1	3	2	6
Newmarket and Stouffville	H. W. Brooke	8 do	do	3	12	10	0
Niagara and Youngstown	F. A. B. Clench	8 do	do	6	3	15	0
Nicolet and St. Monique	P. Comeau	8 do	do	3	4	13	9
North Ely and South Durham	W. Bartlett	8 do	do	1	2	12	0
North Gower and Richmond	J. F. Eastman	8 do	do	3	6	0	0
North Pelham and Port Robinson	N. Holcomb	8 do	do	3	14	1	3
North Port and Picton	Isaac Demill	8 do	do	3	8	15	0
North Walsingham, Port Rowan, and Spring Arbor	W. S. Hazen	8 do	do	1 & 2	6	17	7
North Williamsburg & Winchester	Wm. Van Allen	8 do	do	3	6	5	0
Oakland and Vienna	Putman & Collins	8 do	Vehicle	6	25	0	0
Oakville and Steamboat Landing	R. Balmer	8 do	Horse or vehicle	12	2	10	0
Oakville and Toronto	James Gorman	Special service	do	1t	1	0	0
Oakville Road and Omagh	Wm. Henderson	8 do	do	3	3	15	0
Oakwood and Port Hoover	H. J. Pearson	8 do	do	2	6	10	0
Ogdensburg and Prescott	J. Plumb	8 do	Ferry	6	6	5	0
Onondaga and Tuscarora	W. Willson	8 do	Horse or vehicle	6	11	14	0
Orillia and Oro	Donald Grant	8 do	do	2	9	7	6
Osgoode and Russell	R. Helmer	8 do	do	2	3	15	0
Ottawa City and Pakenham	W. McAdam	8 do	Stage	6	75	0	0
Ottawa City and Perth	E. Dowdall	8 do	Vehicle	6	74	17	6
Ottawa City and Portage du Fort	M. Holt	8 do	Horse or vehicle	3	87	10	0
Ottawa City, Larocque's & Prescott	Jos. Beauchamp	Special service	do	2	7	10	0

REPORT No. 2.—Detail of all payments made, &c.—(Continued.)

QUARTER ENDED 30TH SEPTEMBER, 1855.

Name of Route.	Name of Contractor or party receiving payment.	Period.	Mode of Conveyance.	Number of Trips per week.	Amount.		
					£	s.	d.
Ottawa City and Templeton.....	James Hagan	3 months	Horse or ve- hicle.....	3	3	15	0
Ottawa City and Wakefield.....	Seth Catey	3 do	Vehicle	3	12	10	0
Ottawa Glass Works and Steamboat Landing	J. F. Schnider.....	3 do	Horse or ve- hicle.....	6	1	10	0
Otterville and Woodstock.....	C. W. Robertson	3 do	Stage	6	17	10	0
Owen's Sound and Saugeen	James Angus	3 do	Horse or ve- hicle.....	3	30	0	0
Pakenham and Renfrew	D. Robertson	3 do	do	3	32	10	0
Papineauville and St. André Avelin.	P. H. Chabotte.....	3 do	do	2	5	4	0
Parker's Landing and St. Angelique	Louis Dubé.....	3 do	do	6	3	14	2
Pombroke and Westmeath	Aaron Sweezy.....	3 do	do	6	32	10	0
Penville and Tecumseth	Geo. Taylor.....	3 do	do	3	6	10	0
Penville and Tecumseth	Thos. Hayes	Special ser- vice	do	11	0	5	0
Percy and Stirling	A. T. Maybee	3 do	Vehicle	3	26	5	0
Peterboro' and Port Hope	Geo. Henderson	3 do	Stage	6	28	2	6
Peterboro' and Warsaw	R. W. Shaw	3 do	Horse or ve- hicle.....	2	7	10	0
Petersburg and Wellesley	John Zoeger.....	3 do	do	3	8	0	0
Petite Rivière and St. Paul's Bay.	Jos. Bluteau	3 do	do	1	2	0	0
Phillipsburg and Pigeon Hill	Wm. Hickok.....	3 do	do	1	1	12	6
Phillipsburg and St. John's	A. L. Taylor.....	3 do	Stage	6	36	5	0
Phillipsburg and Swanton	Stiles Faxon	3 do	Horse or ve- hicle.....	6	2	6	10
Pino Hill and Port Franks	Edward Whitefield....	3 do	do	1	2	10	0
Pine Orchard and Uxbridge.....	J. Gould	3 do	do	3	13	15	0
Pointe aux Trembles and Rivière des Prairies.....	Pierre Dubreuil	3 do	do	2	3	0	0
Point Levi and Point Platon	A. Beaudette	3 do	do	3	50	0	0
Point Levi and Quebec.....	Pierre Buras	3 do	Ferry	12	21	17	6
Point Platon and Three Rivers ..	A. Beauchemin	3 do	Horse or ve- hicle.....	3	55	0	0
Portage du Fort and Ross	Thos. Carey.....	3 do	do	3	7	10	0
Port Burwell & Steamboat Landing	J. Dileher	14 weeks	do	4	10	10	0
Port Colborne and St. Catherines	D. Coleman.....	3 months	Stage	6	75	0	0
Port Credit and Steamboat Landing	James Cotton	3 do	Horse or ve- hicle.....	12	3	5	0
Port Dalhousie and St. Catherines.	D. C. Haynes	3 do	do	6	12	13	6
Port Huron and Port Sarnia.....	D. McCall.....	3 do	Ferry	6	2	8	9
Port Maitland and Welland Canal Feeder.....	W. McCartney	3 do	Horse or ve- hicle.....	6	15	0	0
Port Nelson and Canal	James Cutler	3 do	Vehicle	6	23	8	0
Portneuf and St. Bazile	Louis Noreau	3 do	Horse or ve- hicle.....	2	3	0	0
Port Perry and Whitby	N. Ray	3 do	do	6	19	10	0
Port Rowan and Rowan Mills.....	J. A. Stearns.....	3 do	do	6	10	0	0
Port Ryerse and Vittoria.....	J. H. McCall.....	3 do	do	3	6	0	0
Port St. Francis and Three Rivers.	T. Vigneau.....	3 do	do	6	48	15	0
Port Stanley and Vienna.....	Edwin Doty.....	3 do	Vehicle.....	3	25	0	0
Quebec & round the Island of Orleans	F. Paradis.....	3 do	Horse or ve- hicle.....	1	12	0	0
Quebec and Rivière du Loup en bas	M. Marceau.....	3 do	Vehicle.....	6	21	10	0
Quebec and St. Raymond.....	Jacques Plamondon..	3 do	Horse or ve- hicle.....	2	20	0	0
Quebec and Spencer Cove.....	Denis Maguire.....	3 do	do	12	14	12	6
Quebec and Stoneham.....	N. Murphy.....	3 do	do	1	4	5	0
Queenston and Suspension Bridge.	G. D. Prest.....	3 do	do	6	39	0	0

REPORT No. 2.—Detail of all payments made, &c.—(Continued.)

QUARTER ENDED 30TH SEPTEMBER, 1855.

Name of Route.	Name of Contractor or party receiving payment.	Period.	Mode of Conveyance.	Number of Trips per week.	Amount.
					£ s. d.
Ramsay and West Huntley	P. Kennedy	3 months	Horseback	2	5 0 0
Rawdon and St. Alphonse	John Corcoran	3 do	Horse or vehicle	2	2 10 0
Rawdon East and St. Jacques	James Daly	3 do	Vehicle	3	7 10 0
Reach and Uxbridge (via Epsom and Manchester)	J. Gould	3 do	Horse or vehicle	3	11 5 9
Riceville, Vankleekhill, and Caledonin Flats	A. Chesser	3 do	do	1	3 17 6
Richmond East & Sydenham Place	Joseph Millington	3 do	do	6	13 13 0
Rigaud and Vankleekhill	Benjamin D. Flynn	3 do	do	3	11 5 0
Rigaud and Vankleekhill, (Increased service)	Benjamin D. Flynn	6 do	do	3	10 12 6
River du Loup, (en bas) and New Brunswick Boundary Line	Thomas Jarvis	3 do	Vehicle	3	53 15 0
River du Loup and St. Léon	S. De Guise	3 do	Horse or vehicle	2	3 15 0
River du Loup and St. Ursule	M. Mayrand	3 do	do	2	2 10 0
Rockford, Villanova, & Waterford	J. Fessenden	3 do	do	2	3 15 0
Roxton Falls & Shefford Mountain	J. A. Savage	3 do	do	2	9 15 0
St. Adèle and St. Jérôme	J. R. de Montigny	3 do	do	1	3 15 0
St. Alexander and St. Paschal	Edmond Lévéque	3 do	do	3	10 0 0
St. Andrews and St. Hermas	Theodore Marsel	3 do	do	2	4 17 6
St. Anne la Pérade and St. Casimir	Antoine Germain	3 do	do	2	3 18 0
St. Anne des Plaines and St. Lin.	Francis Renaud	3 do	do	3	3 15 0
St. Anne de la Pocatière and St. Paucôme	Joseph Dionne	3 do	do	2	3 15 0
St. Antoine and St. Denis	A. St. Jacques	3 do	Ferry	12	2 10 0
St. Barnabé and St. Hyacinthe	Joseph Lapointe	3 do	Horse or vehicle	1	1 11 3
St. Benoit and St. Placide	Charles Chené	3 do	do	2	3 0 0
St. Bruno and St. Julie	Joseph Hebert	3 do	do	1	1 12 6
St. Célestin and St. Grégoire	N. Thibadeau	3 do	do	1	1 5 0
St. Charles and St. Hilaire	A. Dussault	3 do	do	6	15 0 0
St. Charles and St. Marc	A. Desjournins	3 do	do	6	2 10 0
St. Charles and William Heury	A. Dussault	3 do	do	3	16 5 0
St. Charles and William Henry	Alexis Crépeau	3 do	do	3	16 5 0
St. Claire and St. Henry	Edward Marceneu	3 do	do	3	10 0 0
St. Damase and St. Hyacinthe	P. Monisette	3 do	do	2	3 5 0
St. Denis and St. Jude	Francis Bouvier	3 do	do	2	3 15 0
St. Didace and St. Gabriel de Brandon	Narcisse Neveux	3 do	do	2	3 0 0
St. Edouard and St. Rémi, (serving La Pigeonnière)	Francis Demarat	3 do	do	2	4 7 6
St. Gabriel de Brandon & St. Norbert	J. B. Mignaut	3 do	do	3	6 5 0
St. George and Height of Land	James Culway	3 do	do	1	7 10 0
St. Gertrude and Three Rivers	Jean Dumais	3 do	do	1	3 15 0
St. Gervais and St. Lazare	A. Bissonet	3 do	do	1	3 2 6
St. Gervais and St. Michel, (via St. Charles)	C. Turgeon	3 do	do	3	12 10 0
St. Gervais and St. Thomas	P. Gendreau	3 do	do	1	9 0 0
St. Grégoire and Three Rivers	A. Buisson	3 do	do	3	6 5 0
St. Hénédiène and St. Marguerite . . .	Daniel Trachy	3 do	do	2	1 15 0
St. Hilaire and St. Jean Baptiste . . .	Amable Adam	3 do	do	3	7 10 0
St. Hyacinthe and Yamaska	Joseph Hebert	3 do	do	2	11 15 0
St. Hyacinthe and Yamaska	Joseph Hebert	3 do	do	1	10 0 0
St. Isidore and St. Rémi	F. Desmarais	3 do	do	1	1 11 3
St. Jérôme and St. Thérèse	Francis Deroche	3 do	do	3	11 5 0
St. Johns and West Farnham	A. Pickle	3 do	Vehicle	3	12 10 0

REPORT No. 2.—Detail of all payments made, &c.—(Continued.)

QUARTER ENDED 30TH SEPTEMBER, 1855.

Name of Route.	Name of Contractor or party receiving payment.	Period.	Mode of Conveyance.	Number of Trips per week.	Amount.		
					£	s.	d.
St. Martin and St. Thérèse.....	James Park.....	3 months	Horse or vehicle.....	3	8	10	0
St. Martin and St. Urbain.....	A. Lafleur.....	3 do	do	1	1	10	0
St. Maurice and Three Rivers....	F. B. Duchesnay.....	3 do	do	2	5	0	0
St. Sophie and Somerset.....	H. P. Hebert.....	3 do	do	1	2	18	6
St. Sylvester East and St. Sylvester West.....	George McCrea.....	3 do	do	1	1	5	0
St. Thomas and Vienna.....	Edwin Doty.....	3 do	Vehicle.....	6	25	0	0
St. Timothé and Steamboat Landing	F. B. Lavoie.....	3 do	Horse or vehicle.....	6	2	5	0
St. Victoire and William Henry..	Alexis Crepeau.....	3 do	do	3	2	12	0
St. Vincent and Walter's Falls...	Thomas P. Walter....	3 do	do	2	11	10	0
Sault St. Marie and United States Shore.....	W. Perrault.....	3 do	Ferry.....	1	1	11	3
Sault St. Marie and United States Shore (extra service).....	W. Perrault.....	3 do	do	2	5	6
Scott and Uxbridge.....	James Galloway.....	3 do	Horse or vehicle..	2	4	7	6
Shakespeare and Wellesley.....	John Zoeger.....	3 do	do	2	5	0	0
Shakespeare and West's Corners..	W. Cossey.....	3 do	do	2	11	17	6
Silver Hill and Walsingham.....	William Gordon.....	6 do	do	2	6	5	0
Sinclairville and York.....	James Boyd.....	3 do	do	1	3	5	0
Smith's Corners and Trenton.....	Wilmot Gerows.....	3 do	do	2	5	0	0
Smith's Falls and South Elmsley..	L. S. Willson.....	3 do	do	3	5	0	0
Sombra and Wilksburg.....	E. Robson.....	3 do	On foot	1	2	8	9
South Bolton, West Bolton, South Potton, and Waterloo.....	William Hewton....	3 do	Vehicle	3	29	2	10
South Westmeath and Westmeath..	S. Wright.....	3 do	Horse or vehicle.....	3	9	15	0
Spike's Corners and Westport....	William Dennison....	3 do	do	1	11	5	0
Stanstead and Waterville.....	T. McGovern.....	1 month	Stage	6	6	1	5
Stirling and Wellman's Corners...	J. F. Kelly.....	3 months	Horse or vehicle.....	1	2	10	0
Stoco and Tweed.....	P. Huffman.....	3 do	do	2	2	10	0
Stouffville and Toronto.....	Jacob Brooks.....	3 do	Stage	6	20	0	0
Stratford and Woodstock.....	C. W. Roberts.....	3 do	Vehicle	6	25	0	0
Thistleton and Toronto.....	John Haystead.....	3 do	Stage	6	6	5	0
Thornhill and Toronto.....	Thomas Cook.....	3 do	do	6	16	5	0
Toronto and Yorkville.....	H. B. Williams.....	3 do	do	6	2	8	9
Tyconnell and Wallacetown.....	Hugh Gunn.....	3 do	Horse or vehicle.....	3	4	2	6
West Flamboro' and Westover ...	John Westover.....	3 do	do	3	1	5	0
Cacona, (with an Express Mail)...	T. Jorre.....	do	1 tr	0	5	0
Brockville and Lyn, (for payment of tolls).....	E. Curtis.....	3 months	6	2	12	8
Brockville and Perth, do.	W. H. Wilson.....	3 do	6	5	0	0

Carried to Recapitulation at end of Report No. 2.—Total.....£ 9143 19 14

REPORT No. 2.—Detail of all payments made, &c.—(Continued.)

QUARTER ENDED 30TH SEPTEMBER, 1855.

CONVEYANCE OF MAILS TO AND FROM RAILROADS.

Name of Route.	Name of Contractor or party receiving payment.	Period.	Mode of Conveyance.	Number of Trips per week.	Amount.		
					£	s.	d.
Aurora and R. R. Station.....	John Kusopp.....	3 months	Horse or vehicle.....	12	3	15	0
Barrie and R. R. Station.....	Thomas McCausland..	3 do	do	12	15	12	6
Beachville and R. R. Station....	William Hook, Jr.....	3 do	do	as re-quired.	4	17	6
Bradford and R. R. Station.....	George Douglass.....	3 do	do	12	8	15	0
Branchton and R. R. Station.....	Jas. Burrows.....	3 do	do	as re-quired.	3	5	0
Brantford and R. R. Station.....	George Babcock.....	3 do	do	12	31	5	0
Cainsville and R. R. Station.....	Robert Short.....	3 do	do	as re-quired.	9	15	0
Chatham and R. R. Station.....	T. M. Taylor.....	3 do	do	12	20	0	0
Chippawa and R. R. Station.....	M. Cavanagh.....	3 do	do	as re-quired.	3	5	0
Coaticook and R. R. Station.....	N. W. Nichols.....	3 do	do	12	3	5	0
Compton and R. R. Station.....	Warren Paige.....	2 do	do	12	9	18	9
Concord and R. R. Station.....	J. Duncan.....	3 do	do	12	2	10	0
Creemore Mills and Sunnidale R. R. Station.....	E. Webster.....	3 do	do	3	11	5	0
Danville P. O. and R. R. Station..	G. W. Haides.....	3 do	do	12	6	5	0
Detroit, Windsor, and R. R. Station	H. P. Onellette.....	3 do	do	as re-quired.	20	0	0
Drummondville and R. R. Station..	John Rowland.....	3 do	do	do	7	10	0
Dundas and R. R. Station.....	William Taylor.....	3 do	do	do	14	12	6
Dunville and R. R. Station.....	R. McNeal.....	3 do	do	do	8	2	6
Ekfrid and R. R. Station.....	J. Miller.....	3 do	do	do	6	5	0
Fort Erie and R. R. Station.....	Thomas Rainsford....	3 do	do	do	10	0	0
Galt and R. R. Station.....	F. Lowell.....	3 do	do	12	19	10	0
Grimsby and R. R. Station.....	Robt. Nelles.....	3 do	do	do	3	2	6
Hamilton and R. R. Station.....	Edmund Ritchie.....	3 do	do	as re-quired.	54	10	0
Hemmingford and R. R. Dépôt...	Jos. Goodsell.....	3 do	do	do	2	8	9
Holland Landing & R. R. Station..	Samuel Darton.....	3 do	do	18	4	10	0
Industry and R. R. Dépôt.....	J. E. Lettoulhier....	3 do	do	do	1	16	0
Ingersoll and R. R. Station.....	Edwin Doty.....	3 do	do	as re-quired.	16	5	0
Innisfil and R. R. Station.....	Benj. Ross.....	3 do	do	do	10	0	0
Kemptville and R. R. Dépôt.....	R. Leslie.....	3 do	do	12	3	15	0
Lacadie P. O. and R. R. Station....	L. Mailloux.....	3 do	do	6	6	10	0
Lacolle P. O. and R. R. Station....	Stephen Ennis.....	3 do	do	12	4	17	6
Lefroy and R. R. Station.....	D. Davidson.....	3 do	do	12	3	2	6
Lennoxville and R. R. Dépôt.....	J. P. Cushing.....	3 do	do	12	6	5	0
London and R. R. Dépôt.....	Nelson Perkins.....	3 do	do	as re-quired.	85	15	0
Marshville and R. R. Station.....	Andrew Mains.....	3 do	do	do	6	10	0
Melbourne & Richmond R. R. Station	L. Thomas.....	3 do	do	24	19	10	0
Newbury P. O. and R. R. Station....	D. Sullivan.....	3 do	do	do	3	15	0
Newmarket and R. R. Dépôt.....	P. Dalton.....	3 do	do	24	2	10	0
Niagara Stn. Lan. and R. R. Station	Jas. Elliot.....	3 do	do	18	19	10	0

REPORT No. 2.—Detail of all payments made, &c.—(Continued.)

QUARTER ENDED 30TH SEPTEMBER, 1855.

CONVEYANCE OF MAILS TO AND FROM RAILROADS.

Name of Route.	Name of Contractor or party receiving payment.	Period.	Mode of Conveyance.	Number of Trips per week.	Amount.
Ottabee and R. R. Station	T. Drummond	3 months	H. or vehi.	12	£ 9 15 0
Paris and R. R. Station	F. Cowls	3 do	do	As required.	25 0 0
Point Levi and R. R. Station	R. Buchanan	3 do	do	12	5 0 0
Point Albino and R. R. Station	Ralph Dishier	3 do	do	As required.	3 2 6
Port Colborne and R. R. Depôt	Joshua Manley	3 do	do	12	3 15 0
Princeton and R. R. Station	A. Milline	3 do	do	As required.	3 2 6
Richmond Hill and R. R. Station	Jno. Maguire	3 do	do	6	12 10 0
Rupert and R. R. Depôt	Joseph Gordon	3 do	do	12	4 17 6
St. Catherines and R. R. Station	Geo. Forbes	3 do	do	As required.	17 15 0
St. Christophe and Arthabaska R. R. Station	Frs. Godette	3 do	do	3	6 5 0
St. George, Troy and R. R. Depôt	Wm. Glass	3 do	do	6	21 5 0
St. Hyacinthe and R. R. Depôt	A. Lamarche	3 do	do	24	9 15 0
St. Hyacinthe P. O. and R. R. Depôt serving Night Trains	A. Lamarche	3 do	do	12	4 17 6
Seneca and R. R. Depôt	Jno. Pollock	3 do	do	12	3 2 6
Sherbrooke and R. R. Depôt	Elias Cheney	3 do	do	24	22 15 0
Somerset and R. R. Station	Antoine Vallier	3 do	do	6	7 16 0
Scraba and R. R. Station	L. B. Warner	3 do	do	12	1 10 0
Spencerville and R. R. Depôt	W. B. Imrie	3 do	do	6	3 15 0
Staufold and R. R. Depôt	Jas. Huston	3 do	do	6	5 0 0
Sunnidale and Nottawasaga R. R. Station	Alex. Gillespie	3 do	do	2	4 17 6
Suspension Bridge and R. R. Depôt	Geo. Dunann	3 do	do	As required.	39 0 0
Thornhill and R. R. Depôt	Jas. Hugo	3 do	do	12	8 15 0
Thorold and R. R. Depôt	Isaac Head	3 do	do	12	12 10 0
Toronto and R. R. Depôt	Matthew Scott	3 do	do	24	26 0 0
Warwick E. and R. R. Depôt	E. Farwell	3 do	do	12	3 2 6
Waterville and R. R. Station	H. McDougall	3 do	do	6	2 10 0
West Osgoode and R. R. Depôt	R. Davis	3 do	do	3	2 10 0
Woodstock and R. R. Depôt	D. Quinton	3 do	do	As required.	20 8 9

Carried to Recapitulation at end of Report No. 2.—Total £ 714 18 8

CONVEYANCE OF MAILS BY STEAMBOATS.

Cape Vincent and Kingston	William Creighton	Season	Str.	100 0 0
Collingwood and Manitowaning	R. Lorniger	3 months	do	6½ trips	65 0 0
Collingwood and Owen's Sound	Z. C. Camp	3 do	do	8	46 5 0
Hamilton and Montreal	Hamilton & Sutherland	3 do	do	76t. at £44e 2 tri. at £22 11s. 11d. 14 t. at £21 8s. 1d.	8688 17 0
Hamilton and Toronto	W. Donaldson	3 do	do	78 t. at £1 15	136 10 0
Lewiston, Niagara, Toronto and Queenston	A. Heron	3 do	do	78 t. at £3 0 0	234 0 0
Magog and Newport	George W. Fogg	3 do	do	6	39 0 0
Hamilton and Toronto	W. Donaldson	3 do	Ju. Qr.	55 tr. at £1 15	96 5 0
St. John's, New Brunswick, and Portland, U. S	H. S. Favor	2½ years	do	With mails between Canada & L. Province.	168 15 0

Carried to Recapitulation at end of Report No. 2.—Total £ 4574 12 0

REPORT No. 2.—Detail of all payments made, &c.—(Continued.)

QUARTER ENDED 30TH SEPTEMBER, 1855.

CONVEYANCE OF MAILS BY RAILROADS.

Name of Route.	Name of Contractor or party receiving payment.	Period.	Mode of Conveyance.	Number of Trips per week.	Amount.
					£ s. d.
Brantford, Buffalo and Goderich Railroad Company.....	T. B. Winter.....	On account	Railroad	1000 0 0
Cobourg and Peterboro'	H. J. Ruttan	3 months	do	6	62 10 0
Montreal, Rouse's Point & St. Johns	W. A. Merry.....	3 do	do	As per acc't	805 15 0
Ottawa City and Prescott.....	R. Hough	3 do	do	6	150 0 0
Carried to Recapitulation at end of Report No. 2.—Total.....					£ 1518 5 0
BACK QUARTER.					
Abercorn and Brome, serving North Sutton.....	G. K. Powers.....	3 do	Horse or vehicle.....	3	8 2 6
Berlin and Millbank	William Rutherford ..	3 do	do	2	12 10 0
Berlin and Millbank	William Rutherford ..	3 do	do	2	12 10 0
Cainsville and Railroad Depot....	Robert Short	12 days	do	1 5 0
Cape Rich and Owen's Sound.....	James Carson.....	3 months	do	1	25 0 0
Cranbourne and Frampton	John Colgan.....	3 do	do	1	3 0 0
Ellesmere and Scarboro'	Jacob Brooks.....	49 days	do	1	1 0 10
Ellesmere and Scarboro'	Jacob Brooks.....	3 months	do	1	1 17 6
Goderich and Kincardine.....	M. Campbell.....	do	2 5 4
Hemmingford and Laprairie.....	Charles Roy.....	Special service....	Vehicle	1 t.	1 5 0
Hereford, C.E., and Canaan, U.S..	A. Workman	12 months	Horse or vehicle.....	1	1 17 6
L'Original, Major's Wharf and Papineauville.....	Charles Majore.....	3 do	do	6 & 3	10 8 1
Millbank and West's Corners.....	William Rutherford ..	3 do	do	2	5 0 0
Millbank and West's Corners.....	William Rutherford ..	3 do	do	2	5 0 0
Ogdensburgh and Prescott.....	J. Plumb.....	5 do	Ferry	12	90 5 0
Point Levi P. O. and Railroad Station	R. Buchanan.....	48 days	Horse or vehicle.....	12	2 12 9
Point Abino and Railroad Station.	Ralph Disher.....	12 do	do	0 8 0
Port Credit & Steamboat Landing.	James Cotton	3 months	do	12	3 5 0
St. Anno des Plaines and St. Lin..	Francois Renaud	1 month	do	3	1 5 0
St. Gervais and St. Thomas.....	Prudent Gendreau....	3 months	do	1	9 0 0
St. Sophie and Somerset.....	H. P. J. Robert.....	9 weeks	do	1	2 0 6
Warwick E. and Railroad Depot....	E. Fréwell.....	3 months	do	12	3 2 6
Carried to Recapitulation at end of Report No. 2.—Total.....					£ 208 0 6

REPORT No. 2.—(Continued.)

Report shewing in detail all payments made for making and repairing Mail Bags, Mail Locks, &c., during the year ended 31st March, 1856.

QUARTER ENDED 30TH SEPTEMBER, 1855.

Tradesmen's Names.	Particulars of Disbursements.	Amount.
		£ s. d.
George Cox	Canvas Mail Bags	4 1 0
George Cox	Do do	6 15 0
R. & J. Darch	Labels	3 1 3
Mrs. Fenwick	Making Canvas Bags	1 9 6
Samuel Heakes	Canvas Bags	1 2 6
J. Dulmage	Repairing Mail Bags	0 0 7
A. Dunlop	Do do	0 2 6
G. Brownett	Do do	0 5 3
R. Stevenson	Do do	0 2 6
J. Rapely	Do do	0 4 4½
W. Quarry & Co.	Do do	0 3 9
J. Martin	Repairing a Mail Bag	0 2 9
P. McGillivray	Do do	0 5 0
Field & Davidson	Repairing Mail Bags, &c.	5 11 3
N. Lavoie	Do do	0 5 6
Mary Beckton	Do do	0 3 0
J. Armstrong	Do do	1 2 0
J. Thompson	Repairing a Mail Bag	0 2 0
Lett James	Do do	0 1 3
John Watson	Do do	0 1 3
Thomas Murphy	Repairing Mail Bags	5 15 0
P. Pelletier	Repairing a Mail Bag	0 1 10
B. Larche	Do do	0 0 3
W. Boucher	Do do	0 4 6
F. Farron	Do do	0 2 6
C. Gottschall	Do do	0 0 7½
N. Fortier	Repairing Mail Bags	0 1 6
G. Logan	Repairing a Mail Bag	0 1 3
Carried to Recapitulation at end of Report No. 2.—Total		£ 31 9 8½

REPORT No. 2.—(Continued.)

Detail of all payments made, and charges incurred for Mail Transportation during the year ended 31st March, 1856.

QUARTER ENDED 31st DECEMBER, 1855.

Name of Route.	Name of Contractor or party receiving payment.	Period.	Mode of Conveyance.	Number of Trips per week.	Amount.
					£ s. d.
Abbott's Corners and Frelighsburg	H. H. Smith	3 months	Horse or vehicle	1	1 5 0
Abbottsford, Montreal, St. Hyacinthe and Waterloo	W. W. Ryan	3 do	Stage	6	107 10 0
Abercorn and Brome, serving N. Sutton	G. K. Powers	3 do	Horse or vehicle	3	8 2 6
Acton, Bronte and Milton	Thomas H. Thompson	3 do	do	2 & 6	15 15 0
Acton and Georgetown	John Wallace	3 do	do	3	9 15 0
Acton and Guelph	John Thorp	3 do	2 horse vehicle	3	16 5 0
Acton Vale and Roxton Falls	L. W. Decker	3 do	Horseback or vehicle	6	9 2 0
Addison and Greenbush	Edwin Bates	3 do	do	2	1 11 3
Adelaide and Bosanquet	John Hoare	3 do	do	2	4 10 0
Albion and Sandhill	George Taylor	3 do	Stage	3	3 12 6
Albion and Thistleton	George Taylor	3 do	do	6	6 5 0
Algonne and Baby's Point	James Menten	3 do	Ferry	2	3 5 0
Allan's Corners and St. Louis de Gonzague	John Simmons	3 do	Horse or vehicle	3	4 0 0
Allansville and Elma	William Armstrong	3 do	do	1	6 5 0
Allansville and Hollin	William Armstrong	3 do	do	2	2 10 0
Allansville and St. Jacobs	William Armstrong	3 do	2 horse wagon	6	22 10 0
Allumetto Island and Westmeath	Eustache Berchant	3 do	Boat in S. Steigh n winter.	2	12 10 0
Alton and Caledon	William Bell	3 do	Horse or vehicle	2	2 10 0
Alvinston and Newbury	Charles Rolls	3 do	do	1	15 5 0
Alvinston and Warwick	C. M. James	3 do	do	1	6 5 0
Amherstburg and Rondeneu	H. Nelson	3 do	2 horse vehicle	3	73 15 0
Amherstburg and Windsor	Thomas M. Taylor	3 do	Horse or vehicle	6	28 5 0
Amherst Island and Bath	Thomas Murray	3 do	Ferry	2	6 5 0
Amiens and Napier	Henry Monger	3 do	Horse or vehicle	3	10 2 6
Ancaster and Hamilton	John Crann	3 do	do	6	25 0 0
Arthabaska and Stanfold	Pierre Juneau	1 year	do	3	20 0 0
Arthur and Wulmer	Elijah Dunham	3 months	do	1	2 0 0
Ashburn and Brooklin	Alexander Wilson	3 do	do	2	2 10 0
Ashton and Prospect	John Sykes	3 do	do	6	5 12 6
Atherly and Orillia	William C. McMullin	3 do	do	2	3 0 0
Athol and Martintown	John Campbell	3 do	do	2	7 5 0
Aultsville and East Williamsburgh	Richard Dafeo	On account of season	do	6	3 2 6
Aultsville and East Williamsburgh	Lindsay Pillar	44 days	do	6	1 15 10
Aurora and Loydtown	William Cook	3 months	do	6	29 5 0
Aylmer, Clunas and Lyons	R. Mott	3 do	Horseback	2	9 15 0
Aylmer and Ottawa	Moses Holt	3 do	Stage	6L	2 5 0
Aylwin and Low	John Little	3 months	Horseback	1	11 5 0
Aylwin and River Desert	Alexander LeBeau	3 do	do	1	21 5 0
Ayr, Galt and Paris	Robert Kirkpatrick	3 do	Horse or vehicle	6	87 10 0
Ayr and Glenmorris	Robert Kirkpatrick	3 do	do	6	8 15 0

REPORT No. 2—Detail of all payments made, &c.—(Continued.)

QUARTER ENDED 31st DECEMBER, 1855.

Name of Route.	Name of Contractor or party receiving payment.	Period.	Mode of Conveyance.	Number of Trips per week	Amount.
Ayr and New Dundee.....	F. G. Millar.....	3 do	do	3	£ s. d. 4 10 0
Bagot and Burnstown.....	John Halliday.....	3 do	Horse or ve- hicle.....	3	4 0 0
Bagot and Mount St. Patrick....	Thomas Brady.....	3 do	do	1	2 19 0
Barachois' River and Malbaie....	John LeBoutillier....	Season	Boat	2	10 0 0
Barrie and Cookstown.....	John Hunter.....	3 months	Horse or ve- hicle.....	1	9 0 0
Barrie and Orillia.....	John Lowe.....	do	1t.	1 15 0
Barrie and Orillia Road.....	John Harvie.....	6½ weeks	Horseback	6	22 15 0
Barrie, Orillia Road and East Oro	William May.....	6 do	do	3	2 14 0
Barrie and Penetanguishene.....	Francis Dusome.....	3 months	Horse or ve- hicle.....	3	27 10 0
Barrie and Penetanguishene.....	Joseph Pusque.....	do	1t.	1 5 0
Butscan and St. Stanislaus.....	Isidore Laguerre.....	3 months	do	3	7 10 0
Battersca and Kingston.....	Henry Vandusen.....	3 do	do	1	2 10 0
Bayfield and Erroll.....	William A. Church.....	3 do	do	1	25 0 0
Benchville and Embro'.....	John McKay.....	3 do	On foot	6	15 12 6
Beamsville and Grimsby.....	Henry Mills.....	3 do	Horse or ve- hicle.....	6	24 7 6
Beaurook and Russell.....	John Walsh.....	6 do	do	1	6 10 0
Beauharnois, Teohanta, St. Timothee and Valleyfield.....	Celestin Boyer.....	42 days	do	3	6 7 6
Beauharnois, Caughnawaga, Fort Covington, Huntingdon and Montreal.....	R. & A. Charles.....	3 months	Ferry or ve- hicle.....	6	103 15 0
Beaverton and Holland Landing..	Joseph Shepperd.....	3 do	Stage	6	86 5 0
Beaverton and Mara.....	William Ritchie.....	3 do	Horseback	2	3 5 0
Beaverton and Mariposa.....	Benjamin Samis.....	3 months	Stage	3	13 11 3
Beaverton and North Eldon.....	John Merry.....	3 do	Horseback	1	3 0 0
Beaverton and Pefferlaw.....	Joseph Shepherd.....	3 do	Stage	3	3 2 6
Beaverton and Steamboat Landung	D. Cameron.....	S. season	Not specified	...	5 0 0
Beaucour and Stanfold.....	Jean Dumas.....	3 months	Horse or ve- hicle.....	2	17 10 0
Belfast and Wawanosh.....	Alex. McDonough.....	3 do	Horseback	2	6 10 0
Bellamy's Mills and Perth.....	James Coulter.....	3 do	Horse or ve- hicle.....	2	12 10 0
Bellamy's Mills and Ramsay.....	James Coulter.....	3 do	do	2	5 0 0
Bellamy's Mills and Tatlock.....	James Coulter.....	3 do	do	1	2 10 0
Belle Rivière, St. Augustin, St Benoit and St. Eustache.....	D. Mitchell.....	3 do	do	2	7 17 9
Belle Rivière, St. Scholastique and St. Columbin.....	M. Phelan.....	3 do	do	2	5 0 0
Belleville and Hillier.....	Thos. Flagler.....	3 do	do	2	9 7 6
Belleville and Picton.....	H. Taylor.....	Season	Stage	...	4 5 0
Belleville and Stirling.....	A. L. Smith.....	3 months	Horse or ve- hicle.....	6	29 5 0
Belleville and Tweed.....	James Embury.....	3 do	do	3	24 0 0
Belmont and London.....	J. H. Bostwick.....	3 do	do	3	13 0 0
Beloid and St. Hilaire.....	J. Bt. Houle.....	3 do	Canoe in sum- mer, vehicle in winter	12	3 2 6
Bentinck and Kincardine.....	C. Kays.....	3 do	Horse or ve- hicle.....	1	14 15 0
Bentinck and Proton.....	George Armstrong....	3 do	do	1	6 5 0
Berlin and Fryburg.....	Paul Schmitt.....	3 do	do	3	11 7 6
Berlin and Galt.....	F. Lowell.....	3 do	Vehicle	6	19 10 0
Berlin and Millbank.....	Wm. Rutherford.....	3 do	Horse or ve- hicle.....	2	12 10 0

REPORT No. 2.—Detail of all payments made, &c.—(Continued.)

QUARTER ENDED 31ST DECEMBER, 1855.

Name of Route.	Name of Contractor or party receiving payment.	Period.	Mode of Conveyance.	Number of Trips per week.	Amount.
					£ s. d.
Berthier, and St. Barthélemi....	G. Gelinus	1 year	Horse or vehicle.....	3	12 0 0
Berthier, St. Outhbert & St. Norbert	F. Gagnon.....	3 months	do	3	8 5 0
Berthier and St. Elizabeth.....	Thérèse Lafortune	3 do	do	3	6 15 0
Berthier and Wm. Henry	Antoine Forcier	3 do	Ferry	7	10 0 0
Beverly and Morton	Alex. Ward	3 do	Horse or vehicle	3	7 10 0
Binbrook and Stoney Creek	Jeremiah Taylor	3 do	do	2	6 10 0
Bishop's Mills and North Augusta	James Wilcox.....	6 do	do	1	5 0 0
Bodmin and Orchill	John W. Hall	3 do	Horse or vehicle.....	2	2 10 0
Bongard's Corners and Stone Mills	John Bongard	3 do	do	2	2 5 0
Bosanquet and Pine Hill	E. Whitefield	3 do	do	1	3 0 0
Bosanquet and Sylvan	Henry James	3 do	do	2	4 1 3
Boston, Hartford and Waterford..	John Burke.....	3 do	do	3	6 15 0
Bowmanville and Cæsarea	R. Welch	3 do	do	3	16 5 0
Bowmanville and Steamboat Wharf	W. Weller	32 weeks	do	12	40 0 0
Bowmanville and Tyronne	Pat. Travers	3 months	do	3	5 13 9
Bradford and Cookstown	George Taylor	3 do	Stage	6	6 5 0
Bradford, Mono and Toronto	George Taylor	3 do	do	6 & 3	68 15 0
Brantford and Newport	Thomas Knight	2 do	Horse or vehicle.....	3	4 3 4
Brantford and Vienna.....	Geo. Babcock	3 do	Stage	6	112 10 0
Bridgenorth and Peterboro'	R. W. Shaw	3 do	Horse or vehicle.....	2	6 5 0
Brighton and Kingston.....	Wm. Bowen	3 do	Stage	6	93 15 0
Brighton and Otanabee	W. H. Sandford	3 do	Horse or vehicle.....	3	42 10 0
Brock and Epsom	Wm. Oliver	3 do	do	2	12 10 0
Brockville, Lyn and Landsdown	Elias Curtis	11 weeks	do	2 & 6	13 4 0
Brockville and Maitland	Jane Gillespie.....	3 1/2 months	do	6	34 1 0
Brockville and Morristown.....	W. H. Willson	3 do	Ferry	6	3 2 6
Brockville and North Augusta	Ransom Stone	3 do	Horse or vehicle.....	3	8 15 0
Brockville and Perth.....	W. H. Willson	3 do	Stage	6	85 0 0
Brockville and Prescott (extra)....	W. H. Willson	3 do	do	1 tr.	0 17 6
Brockville and Westport	J. Callinger.....	3 do	do	6	78 5 0
Brome and West Brome	A. Pickle	3 do	Horse or vehicle.....	3	3 15 0
Brompton and Windsor Mills	S. A. Stevens	3 do	do	3	4 17 6
Brougham and Stouffville.....	W. McGill	3 do	do	3	10 0 0
Brougham and Whitby	James Hubbard	3 do	do	3	19 12 6
Bucefield and Harpurhey	James Laidlaw	3 do	Horseback	3	7 10 0
Buckingham and Cumberland	Arthur Keenan	3 do	Horse or vehicle.....	12	11 17 6
Buckingham Wharf and Cumberland	G. G. Dunning	3 do	Ferry	12	3 15 0
Burford and Derham	Geo. Waters	3 do	Stage	6	68 15 0
Burford and Paris.....	Geo. Waters	3 do	do	6	16 5 0
Burgessville and Woodstock	H. Nicholl	3 do	Horse or vehicle.....	1 tr.	0 15 0
Burnbne and Seymour East	David Allan	9 do	do	2	12 0 0
Buttonville, Unionville, Thornhill and Markham	Wm. Morrison	3 do	do	3	9 7 6
Caledon and Erin	W. Clark	3 do	do	1	3 15 0
Calumet Island and Fort-Coulonge	Louis Brisard.....	3 do	do	1	3 15 0
Calumet Island and Portage du Fort	Louis Brisard.....	3 do	do	3	7 10 0
Camden, East and Tamworth.....	Nicholas Baker	3 do	do	3	11 5 0

REPORT No. 2.—Detail of all payments made, &c.—(Continued.)

QUARTER ENDED 31ST DECEMBER, 1855.

Name of Route.	Name of Contractor or party receiving payment.	Period.	Mode of Conveyance.	Number of Trips per week.	Amount.	
					£	s. d.
Campbellton and Metis	George Dickson	3 months	Horse or ve- hicle.....	2	110	0 0
Campbellton and Percé	Archibald Kerr	3 do	do	2	112	10 0
Canboro' and Ontario	Eli Bannister	3 do	do	1	9	7 6
Canboro' and Ontario	Eli Bannister	4 do	do	extr.	1	8 0
Canboro' and Ontario, serving War- ner	Eli Bannister	19 do	do	1	6	12 0
Canboro', Port Robinson and Wel- land Port	John L. Decker	3 do	do	3	37	6 3
Canfield and Cayuga	George Lawrence	do	3t.	0	15 0
Cannington and Eldon	E. S. Kalkin	3 do	do	3	6	7 6
Cape Rich and St. Vincent	George Scammell	do	5t.	1	17 6
Cape Vincent and Kingston	Geo. W. Creighton	On acct of season.	Ferry	1	5	13 9
Caradoc, Kilworth, Hall's Mills and London	E. Michell	3 months	Horse or ve- hicle.....	2	8	5 0
Carillon and Lachine	J. Belanger	Vehicle	15t.	16	15 10
Carillon and Pointe Fortaud	A. St Denis	Ferry	48t	4	0 0
Carlisle and Waterdown	Robert Lottridge	3 do	Horse or ve- hicle.....	2	3	15 0
Carluke and Seneca	James Moffatt	3 do	do	2	6	5 0
Carp and Stittsville	John Graham	3 do	do	3	9	0 0
Castleford and Hubbell's Falls	James Riddell	2 do	do	6	45	0 0
Castleford and Renfrew	A. Gerrard	3 do	do	3	7	2 6
Castleford and South Westmeath	Edward Ferroll	3 do	do	6	40	0 0
Castlemore and Humber	M. E. Brougham	3 do	do	2	4	17 6
Castleton and Colborne	S. McDonald	3 do	do	2	2	18 6
Cayuga and Jarvis	G. W. Shannon	3 do	do	2	9	6 3
Cayuga and Seneca	Nelson Gibson	3 do	do	6	12	10 0
Cedars and Coteau Landing	B. Hirtreau	3 do	do	6	15	16 0
Chambly and St. Johns	Fabien Lefebvre	3 do	do	6	15	0 0
Chambly, St Jean Baptiste and St. Hilaire	Edouard Macé	3 do	do	6	21	17 6
Charleston and Farmersville	Jacob Gallinger	3 do	do	2	2	16 3
Chateau Richer and St. Fereol	Casimir Paré	2 do	do	3	2 6
Chatham and Harwich	Thos. M. Taylor	3 do	do	1	3	2 6
Chatham and Fort Sarnia	S. Kinney	3 do	do	3	62	10 0
Chatham and St. Thomas	Thomas Taylor	3 do	Stage	6	125	0 0
Chatham and Thamesville	A. Bissell	3 do	Horse or ve- hicle.....	3	24	18 9
Chatham and Windsor	Thos. M. Taylor	3 do	do	2	50	0 0
Cheltenham and Cooksville	Wm. Harris	3 do	Stage	6	43	15 0
Chicoutimi and Murray Bay	L. Gendreau	3 do	On foot	1	26	0 0
Chippawa and Fort Erie	M. Cavanagh	3 do	Horse or ve- hicle.....	2	29	5 0
Chippawa and Port Robinson	M. Donahue	3 do	do	3	11	5 0
Churchville and Streetsville	Jabez Lewis	3 do	do	6	8	13 1
Clarence, Lochaber and Thurso	Francis Plea	79 days	Ferry & horse	6 3	5	5 0
Clarence and Lochaber	Richard Woodley	3 months	Ferry	3.	4	17 6
Clarenceville and Pike River	S. Parkins	3 do	Vehicle	6.	15	11 3
Clareview and Tamworth	Nicholas Baker	3 do	Horse or ve hicle.....	2	4	0 0
Clinton and Orehill	James Lee	3 do	do	2	7	10 0
Clover Hill and Cookstown	R. Coleman	3 do	do	2	2	10 0
Coaticook and Drew's Mills	A. K. Fox	3 do	Horse or ve- hicle.....	1	3	2 6
Coaticook and Stanstead	T. McGovern	3 do	Stage	6	21	10 0
Cobden and Renfrew	James Gibbons	3 do	Horse or ve- hicle.....	3	12	10 0

REPORT No. 2.—Detail of all payments made, &c.—(Continued.)

QUARTER ENDED 31ST DECEMBER, 1855.

Name of Route.	Name of Contractor or party receiving payment.	Period.	Mode of Conveyance.	Number of trips per week.	Amount.
					£ s. d.
Cobden and Ross	Jason Gould	3 months	Horse or vehicle	3	6 0 0
Cobden and Stafford	Robert Childerhose	6 weeks	do	2	2 10 0
Cobourg and Gore's Landing	A. King	3 months	Stage	2	5 0 0
Cobourg and Kingston	George Mink	3 do	Stage	7	163 15 0
Cobourg and Percy	John Fraser	3 do	Horse or vehicle	3	30 0 0
Cobourg and Steamboat Landing	Wm. Woovel	3 do	do	6	3 4 10
Cobourg and Toronto	W. Weller	3 do	Stage	7	164 3 4
Coldwater and Medonté	James Shaw	3 do	Horse or vehicle	2	3 15 0
Colebrook and Enterprise	Z. Brown	3 do	do	2	4 10 0
Collinville and Moore	John Butler	3 do	do	1	3 5 0
Collingwood and Nottawasaga	Wm. Blair	3 do	do	3	7 0 0
Collingwood and Owen's Sound	Isaac May	3 do	do	3	57 5 0
Collingwood, Sault Ste. Marie, Owen's Sound & Penetanguishene	Chas. Thompson		Steamboat	9t.	90 0 0
Collingwood and Steamboat Landing	P. Ferguson	Season	Not specified		10 0 0
Cookstown and Mono	George Taylor	3 months	Horse or vehicle	1	10 0 0
Cookshire and Robinson	A. T. bbs	3 do	do	4	6 5 0
Coolidge School House and South Bolton	A. M. Bullock	3 do	Horseback	2	3 5 0
Copetown, Dundas, Jerseyville and Lynden	Fred. J. Fry	3 do	Horse or vehicle	3	12 2 6
Cornwall and Lancaster	James Dunlop	3 do	do	3	5 0 0
Cornwall and St. Andrews	John MacLennan	3 do	do	3	5 0 0
Coteau du Lac and Rigaud	Alex. LeLonde	3 do	do	2	10 0 0
Coteau Landing and Lancaster	D. Ross	Season	do	6	75 0 0
Coteau Landing and St. Polycarpe	Cyrrin Gauthier	3 months	do	3	5 17 6
Coteau Landing and Steamboat Landing	John Birmingham	Season	Not specified	6	3 0 0
Covey Hill and Russelltown	Wm. Barrett	3 months	Horse or vehicle	3	2 10 0
Cowansville and Franklin	J. G. & W. Cowee	3 do	Stage	6	15 0 0
Cowansville and Grauby	J. G. & W. Cowee	3 do	do	6	17 10 0
Cowansville and Waterloo	Abram Pickle	3 do	do	6	9 7 6
Cowansville and West Farnham	Abram Pickle	3 do	do	3	11 17 6
Cranbourne and Frampton	John Colgan	3 do	Horse or vehicle	1	3 0 0
Cross Hill and Wellesley	John Zoeger	3 do	do	2	3 2 6
Crowland and Port Robinson	Richard Abbott	3 do	do	3	7 8 9
Cummingsville and Nelson	R. Thomson	3 do	do	2	5 0 0
Cunningham's and Osgoode	Thos. Gould	3 do	do	3	9 10 0
Danillebot, Ramsay and St Elizabeth	P. Ribardy	3 do	do	3	9 7 6
Dalesville and Lachute	P. McArthur	3 do	do	2	2 10 0
Dalhousie Mills and St. Polycarpe	Cyrrin Gauthier	3 do	do	2	5 7 6
Daniels and St. Bruno	A. P. Paré	3 do	do	3	3 18 0
Danville and Ham	David Harvey	3 do	do	1	6 10 0
Danville and Kingsey Falls	H. Gilman	3 do	do	3	7 6 3
Danville and Tingwick	John Murphy	3 do	do	3	3 15 0
Dawsons and Gauthby	J. T. LeBel	3 do	do	2	5 12 6
Delaware and London	A. Montgomery	3 do	do	6	22 16 3
Delhi and Lyndoch	J. Mandaville	3 do	do	2	3 15 0
Derby Line and Stanstead	Oliver Durocher	3 do	do	6	6 5 0
Dereham and Ingersoll via Browns-ville	Edwin Doty	3 do	do	3	23 15 0

REPORT No. 2.—Detail of all payments made, &c.—(Continued.)

QUARTER ENDED 31ST DECEMBER, 1855.

Name of Route.	Name of Contractor or party receiving payment.	Period.	Mode of Conveyance.	Number of Trips per week.	Amount.	
					£	d. d.
Dickinson's Landing and Finch...	John Cockburn.....	3 months	Horse or vehicle.....	2	7	10 0
Douglas and Eganville.....	John Armstrong.....	3 do	do	2	4	10 0
Douglas and Eganville.....	John Armstrong.....	6 wks add allowance	do	3	1	10 0
Douglas and Renfrew.....	W. Gordon.....	3 months	do	3	9	15 0
Drumbo and Wolverton.....	Enos Wolverton.....	3 do	do	3	4	17 6
Drummondville, LaBaie and Three Rivers.....	T. Vignau.....	3 do	do	3	45	0 0
Drummondville and Melbourne...	Isaac Cutter.....	3 do	Stage	6	35	0 0
Drummondville, River David and Yamaska.....	Charles Ritchotte....	3 do	Horse or vehicle.....	1	10	0 0
Dudswell and Sherbrooke.....	Wm. H. Lothrop.....	3 do	do	2	12	10 0
Dunany and Lachute.....	Samuel Smith.....	3 do	do	1	1	19 0
Dundas and Hamilton.....	N. Abel.....	3 do	Stage	6	9	7 6
Dundas and Millgrove.....	John Hunt.....	3 do	Horse or vehicle.....	2	2	2 6
Dunnville and Port Dover.....	Wm. Pollock.....	3 do	Stage	3	31	5 0
East Frampton and St. Claire....	G. A. Smyth.....	3 do	Horse or vehicle.....	2	6	15 0
East Frampton and Standon.....	John Nicholson.....	3 do	do	1	2	5 6
East Holland and Mono Mills.....	James Brown.....	3 do	do	1	27	10 0
Eaton and Hereford.....	Charles Strain.....	3 do	do	1	8	1 3
Eaton and Lennoxville.....	H. H. French.....	3 do	do	6	16	17 6
Eaton and Savyerville.....	Charles Strain.....	3 do	do	1	1	1 8
Edmonton and Orangeville.....	Wm. Burnett.....	3 do	do	3	14	17 6
Edmonton and Tullamore.....	J. Collingburn.....	3 do	do	2	5	0 0
Edwardsburgh and Matilda.....	W. S. Akin.....	3 do	do	3	5	8 0
Elginburg and Storrington.....	Lugh Spring.....	3 do	do	3	8	15 0
Elginfield and Williams.....	Colin McKenzie.....	3 do	do	2	6	10 0
Elizabethville and Perrytown...	Charles Caldwell.....	3 do	do	2	3	5 0
Ellesmere and Scarboro'.....	Jacob Brooks.....	3 do	do	2	5	0 0
Ellesmere and Scarboro'.....	Jacob Brooks.....	3 do	do	1	1	17 6
Elma and Harpurhey.....	Wm. Fowler.....	3 do	do	2	34	7 6
Elora and Galt.....	F. Lowell.....	3 do	Stage	6	41	5 0
Elora and Hollen.....	L. Adams.....	3 do	Horse or vehicle.....	2	18	15 0
Ennis and Plympton.....	Charles Little.....	3 do	do	1	3	15 0
Erin, Esquesing, Georgetown, and Onkville.....	Milton Davis.....	3 do	Stage	6	23	15 0
Erin and Fergus.....	W. Clark.....	3 do	Horse or vehicle.....	2	12	10 0
Erin and Guelph.....	H. P. Thompson.....	3 do	do	2	13	0 0
Errol and Port Sarnia.....	Henry Young.....	3 do	do	2	6	0 0
Euphrasia and Thornbury.....	William Fleming.....	3 do	do	2	4	11 0
Fairview and Stratford.....	John Armstrong.....	2 do	do	3	6	5 0
Fenelon Falls and Lindsay.....	Alexander Umphrey..	3 do	do	2	8	15 0
Fergus and Guelph.....	John Thorp.....	3 do	Stage	6	8	15 0
Fitzroy Harbour and Pakenham..	John Kirby.....	3 do	do	6	23	15 0
Fort Coulonge and Fort William..	James Payne.....	3 do	Horse or vehicle.....	1	17	10 0
Fort William and Pembroke.....	Hudson's Bay Comp'y.	3 do	do	2	5	0 0
Fort William and Rapides des Joachims.....	Lewis Coyane.....	3 do	do	1	10	0 0
Fox River and Gaspé Basin.....	F. K. Bernaiche.....	3 do	On foot	1	3	15 0
Fox River and St. Anne des Monts.	J. Baptiste Sasseville.	3 do	do	1p ft.	18	15 0
Frankford and Smithville.....	William Ashley.....	3 do	Horse or vehicle.....	3	8	12 6

REPORT No. 2.—Detail of all payments made, &c.—(Continued.)

QUARTER ENDED 30TH DECEMBER, 1855.

Name of Route.	Name of Contractor or party receiving payment.	Period.	Mode of Conveyance.	Number of Trips per week.	Amount.
					£ s. d.
Franktown and Pakenham.....	Duncan Ferguson.....	3 months	Horse or vehicle.....	6	41 0 0
Franktown and Smith's Falls.....	P. Tiernay.....	3 do	do	6	19 10 0
Fredricksburgh and Napanee.....	Edward Howard.....	3 do	do	2	11 5 0
Frost Village and Waterloo.....	L. S. Huntingdon.....	3 do	Stage	3	7 10 0
Fullarton and Mitchell.....	James Woodley.....	3 do	Horse or vehicle.....	3	6 5 0
Galt and Goderich.....	F. Lowell.....	3 do	Stage	6	35 2 6
Gaspé Basin and Grand Greve.....	John Salvador.....	3 do	On foot	1	4 0 0
Gaspé Basin and Percé.....	A. Patterson.....	3 do	Horse or vehicle.....	2	28 15 0
Georgetown and Glen Williams...	William Alexander...	3 do	do	3	2 3 9
Georgetown and Toronto.....	R. Stephens.....	3 do	Stage	6	11 5 0
Georgeville, Knowlton Landing, Magog, and Newport.....	G. W. Fogg.....	3 do	Steamboat	6	19 10 0
Georgeville and Stanstead.....	Levi Bigelow.....	3 do	Horse or vehicle.....	3	15 12 0
Gilbert's Mills and Picton.....	Daniel Gilbert.....	3 do	do	1	3 5 0
Gleuloyd and Inverness.....	Antoine Vallé.....	3 do	do	3	7 16 0
Goble's Corners and Princeton...	William L. Goble.....	3 do	Horse or vehicle.....	2	3 2 6
Goderich and Kincardine.....	George Hobson.....	3 do	do	3	30 0 0
Goderich and London.....	W. F. Kief.....	3 do	Stage	6	36 15 0
Goderich and Wawanosh.....	Hugh McNath.....	3 do	Horse or vehicle.....	2	7 6 3
Goderich and Westfield.....	Henry Douglas.....	3 do	do	1	6 10 0
Gormley's Corners and Richmond Hill.....	Joseph Miller.....	3 do	do	2	6 5 0
Gould and Robinson.....	John Noble.....	3 do	do	2	3 2 6
Gower Point and Westmenth.....	James Dickson.....	3 do	do	1	2 10 0
Graham's Wharf and Stafford.....	R. Childerhose.....	On account	Not specified	3	3 15 0
Granby and St. Hyacinthe.....	Moise Lancier.....	3 months	Horse or vehicle.....	2	12 10 0
Green Point and Picton.....	J. Blanchard.....	3 do	do	1	2 10 0
Grenville, Montreal, & St. Eustache	Thomas Addison.....	3 do	Vehicle	6	61 2 4
Grenville, Montreal, & St. Eustache	Thomas Addison.....	extra travel	do	...	15 11 11
Grimsby, Smithville, and Welland Port.....	R. Thompson.....	3 months	Vehicle	3	30 19 1
Grovesend and Salem.....	S. Moore.....	3 do	Horse or vehicle.....	2	2 2 6
Guelph and Hamilton.....	J. Beavis.....	3 do	Stage	7	23 15 0
Guelph and Hamilton, (via Galt)..	Hiram Weeks.....	3 do	do	6	125 0 0
Guelph and Owen's Sound.....	John Thorp.....	3 do	do	3	62 10 0
Guelph and Port Nelson.....	A. Kenner.....	3 do	do	3	62 10 0
Haldimand and Vernonville.....	A. Hillenbott.....	3 do	Horse or vehicle.....	2	3 5 0
Hamilton and Mount Albion.....	James Cook.....	3 do	do	3	4 17 6
Hamilton, Port Nelson, and Wellington Square.....	James Taylor.....	5 do	Vehicle	...	23 15 0
Hamilton and Simcoe.....	Milton Davis.....	3 do	Stage	6	29 0 0
Hamilton and Stoney Creek.....	Hiram Weeks.....	3 do	Horse or vehicle.....	6	25 0 0
Hamilton and Suspension Bridge..	Edmund Ritchie.....	3 do	do	1	1 1 3
Hamilton and Toronto.....	George Taylor.....	63 days	Stage	6	67 5 7
Hamilton and Waterdown.....	H. Edwards.....	3 do	Horse or vehicle.....	6	16 5 0
Hannon and Ryckman's Corners..	James Glover.....	3 do	do	2	3 5 0
Harrington and Nissouri.....	John McLeod.....	3 do	do	2	2 3 9

REPORT No. 2.—Detail of all payments made, &c.—(Continued.)

QUARTER ENDED 31st DECEMBER, 1855.

Name of Route.	Name of Contractor or party receiving payment.	Period.	Mode of Conveyance.	Number of Trips per week.	Amount.		
					£	s.	d.
Harwich and Morpeth.....	Thomas M. Taylor....	3 months	Horse or vehicle.....	1	3	2	6
Hawkesville and St. Jacobs.....	G. Hawk.....	3 do	do	3	8	15	0
Haysville and Paris.....	G. Macartney.....	3 do	do	6	64	8	9
Heck's Corners and Kemptville...	Henry Hurd.....	3 do	do	3	8	2	6
Heck's Corners & West Winchester	James Hughes.....	3 do	do	2	9	10	0
Howick and North Georgetown....	B. Vannier.....	3 do	do	3	2	8	9
Hunterstown and River du Loup..	William Parker.....	3 do	do	6	7	10	0
Huntingdon, Laguerre, & St. Anicet	R. Higgins.....	3 do	do	3	9	0	0
Huntingdon and Manningville, (via Herdman's Corners).....	John Macnider.....	3 do	do	1	4	7	6
Huntingville and Lennoxville....	James R. Moy.....	3 do	do	6	6	5	0
Industry and Kildare.....	N. Cornellier.....	3 do	do	3	5	0	0
Industry and Lanoraie.....	William Wait.....	3 months	do	3	2	10	0
Industry and St. Elizabeth.....	J. Baptiste Desmarais	1 month	do	3	5	12	6
Industry and St. Paul d'Industrie.	V. Gravelle.....	3 do	do	3	2	8	9
Ingersoll and Port Burwell.....	Edwin Doty.....	3 do	Stage	6	25	0	0
Ingersoll and St. Mary's.....	Edwin Doty.....	3 do	Horse or vehicle.....	3	31	5	0
Ingersoll and Thamesford.....	Edwin Doty.....	3 do	do	3	12	10	0
Innerkip and Ratho.....	James Thompson....	3 do	do	3	2	10	0
Innerkip and Woodstock.....	R. Lindsay.....	3 do	do	3	5	12	6
Inverness and Somerset.....	Antoine Vallée.....	3 do	do	3	19	10	0
Iona and Port Talbot.....	John Decour.....	3 do	do	3	2	17	6
Isle aux Noix and Stottville.....	Daniel Stolt.....	3 do	Boat	6	14	16	3
Isle Perrot and St. Anne.....	Vite Baulne.....	3 do	Ferry	2	3	18	0
Johnson and Owen's Sound.....	William Johnston....	3 do	Horse or vehicle.....	2	11	7	6
Johnson's Corners and Sherrington	George Whitford....	3 do	Vehicle	3	6	5	0
Jordan and North Pelham.....	Z. Horton.....	3 do	Horse or vehicle.....	1	4	13	9
Jordan and St. Catherine's.....	H. Sammons.....	3 do	do	6	24	6	3
Kamouraska and St. Paschal.....	Antoine Blondeau....	3 do	do	3	3	15	0
Kelvin and Scotland.....	William Swift.....	3 do	do	2	4	7	6
Kemptville and Merriekville.....	S. Merriek.....	3 do	Stage	6	15	0	0
Kenyon and Lochiel Road.....	D. Cattanaeh.....	3 do	Horse or vehicle.....	3 & 2	2	17	6
Killarney and Manitowaning...	Robert Johnson.....	Boat	3t.	4	10	0
Kincardine and Sauguen.....	J. Urquhart.....	3 do	Horse or vehicle.....	1	10	18	9
King and Nobleton.....	John Milligan.....	3 do	do	3	7	0	0
Kingston and Morton.....	Alexander Ward.....	3 do	do	3	23	0	0
Kingston and Portsmouth.....	John Watt.....	3 do	do	6	3	5	0
Kingston and Spike's Corners....	C. J. Jordan.....	3 do	do	3	14	7	6
Kingston and Steamboat Landing.	James Corr.....	Season	Vehicles	3	10	0
Kirkwall and Rockton.....	Robert Chambers....	3 months	Horse or vehicle.....	2	1	11	3
Klineburg and Thornhill.....	John Cool.....	3 do	do	6	5	0	0
Knobwton and Pike River.....	A. Pickle.....	3 do	Stage	6	24	13	9
La Baie and William Henry.....	L. Peloquin.....	3 do	Horse or vehicle.....	3	19	0	0
La Beauce and St. Bernard.....	E. Landvil.....	3 do	do	1	2	10	0
La Beauce and St. George.....	James Calway.....	3 do	do	3	18	15	0
La Beauce, Quebec, St. Isidore, and West Frampton.....	Jean Bilodeau.....	3 do	do	2 & 3	27	7	6
La Beauce and St. Sylvester....	Jean Bilodeau.....	3 do	do	1	3	15	0
Lacadie and St. Jacques le Mineur.	J. O. Poirier.....	3 do	do	3	3	10	0
Lachine, Pointe Claire, and St. Genevieve.....	F. Lautier.....	3 do	do	3	9	10	0

REPORT No. 2.—Detail of all payments made, &c.—(Continued.)

QUARTER ENDED 31ST DECEMBER, 1856.

Name of Route.	Name of Contractor or party receiving payment.	Period.	Mode of Conveyance.	Number of Trips per week.	Amount.
					£ s. d.
Lachine & St. Anne Bout de l'Isle	William Phelan		Horse or ve- hicle	1t.	0 12 6
Lachine and Lakefield	George Rodgers	3 do	do	1	1 10 0
Lachine and St. Andrews	Joseph Green	3 do	do	6	12 5 0
Lamaroux and Thornhill	James Taylor	3 do	do	2	3 10 0
Lambton, St. Francis, and Tring	Sophie Lachance	3 do	do	2 & 1	12 10 0
Lanark and McDonald's Corners	Allan McLean	3 do	do	2	6 10 0
Lanark and Perth	M. Stanley	3 do	do	2	17 10 0
Lanark and Rosetta	R. Stead	3 do	do	2	6 0 0
Lancaster and L'Original	P. O'Brien	3 do	Stage	3	35 12 8
Lancaster and Martintown	James Dunlop	3 do	Horse or ve- hicle	3	6 0 0
Lancaster and Summerstown	James Dunlop		do	19t.	2 7 6
Laprairie, St. Constant, and St. Philippe	Charles LeRoi	3 months	do	3	11 5 0
Largie and Wallacestown	Daniel McCallum	3 do	do	1	2 10 0
L'Assomption and St. Jacques	Joseph Guilbault	3 do	do	3	10 0 0
L'Assomption and St. Julienne	Simon Guyon	3 do	do	3	12 8 9
L'Assomption and St. Sulphice	A. Robillard	3 do	do	6	7 10 0
Latta's Mills and Moira	George Ross	3 do	do	3	7 5 0
Laval and Quebec	O. Paradis	3 do	do	1	4 10 0
Lawrenceville and North Stukely	Joseph Gendron	3 do	do	3	4 17 6
Leeds and New Ireland	John Hough	3 do	do	1	5 0 0
Leeds and St. Nicholas	F. X. Bergeron	3 do	do	3	39 0 0
Lewiston and Queenston	G. Wadsworth	3 do	Ferry and ve- hicle	6	6 0 0
Lifford and Lindsay	Thomas Robinson	3 do	Horse or ve- hicle	1	5 0 0
Lifford and Orono	Thomas Robinson	3 do	do	3	12 0 0
Lindsay and Port Hope	W. Bletcher & Bros.	3 do	Stage	6	50 0 0
Lindsay and Port Perry	James Cotton	sum. season	Horse or ve- hicle	3	30 0 0
Lindsay and Reach	T. Clark		do	1t.	1 0 0
Lissdel and Wallace	Arthur Mitchell	3 months	do	1	6 5 0
London and Port Sarnia	W. Kief	3 do	Stage	6	11 15 0
London and Port Stanley	W. Kief	3 do	do	6	33 15 0
London and Stratford	W. Kief	3 do	do	6	40 0 0
London and Wyton	R. O. Scatcherd	3 do	Horse or ve- hicle	1	4 17 6
Longueuil and St. Lambert	John Morris		Vehicle	6t.	3 0 0
Longueuil and St. Ours	Audré Ste. Marie	3 months	do	3	31 5 0
Lonsdale, Marysville, Melrose and Shannonville	E. H. Lewis	3 do	Horse or ve- hicle	2	9 7 6
L'Original and Plantagenet	P. O'Brien	30 days	do	3	18 9 7
L'Original and Pointe au Chêne	O. St. Julien	3 months	Horse or ve- hicle	2	4 1 3
L'Original and Pointe Fortune	John Crosby	202 days	do		43 10 0
L'Original and Steamboat Wharf	C. Johnson, junr.	Season	Not specified	12	17 10 0
Low and Wakefield	C. Brooks	3 months	Horse or ve- hicle	1	5 0 0
McDonald's Corners & North Lancaster	D. McGillis	3 do	do	6	6 5 0
McDonald's Corners & St. Raphaels	D. McDonald	3 do	do	6	2 16 3
McGillivray & West McGillivray	R. Wainstell	3 do	do	2	5 15 0
Madoc and Queensboro'	John Bander	3 do	do	1	2 8 9
Madoc and Stirling	J. Dimond	3 do	do	2	8 15 0
Magdalen Islands, Percé & Pictou	James Cassidy	3 do	Schooner	1p.m.	75 0 0

REPORT No. 2.—Detail of all payments made; &c.—(Continued.)

QUARTER ENDED 31ST DECEMBER, 1855.

Name of Route.	Name of Contractor or party receiving payment.	Period.	Mode of Conveyance.	Number of Trips per week.	Amount.		
					£	s.	d.
Magog and Sherbrooke	Warren Paige	3 months.	Horse or vehicle	6	18	15	0
Manningville and St. Rémi	F. Desmarais	3 do	do	3	18	15	0
Murch and South March	William Boucher	3 do	do	3	5	0	0
Mariposa and Oshawa	William Thomas	3 do	do	6	39	10	0
Marmora and Stirling	John Fidler	3 do	do	3	8	0	0
Mariposa and Peterboro'	R. W. Shaw	3 do	Vehicle	3	31	0	0
Mariposa and Stouffville	W. McGill	2 do	Horse or vehicle	2	17	10	0
Mariposa and Stouffville	Jacob Brooks	1 month	do	2	10	8	4
Mascouche and Terrebonne	P. Lauzon	3 months	do	3	5	5	0
Matane and Metis	H. Paige, senr	3 do	Vehicle	2	12	10	0
Medonte & Penetanguishene Road.	Thomas Milliken	3 do	Horse or vehicle	2	5	0	0
Melancthon and Nottawasaga	James Benchell	3 do	do	1	9	7	6
Melbourne and Richmond	L. Thomas	3 do	do	12	6	5	0
Melbourne and Waterloo	E. Lawrence	3 do	Stage	3	26	0	0
Merrickville and North Augusta	A. Crozier	3 do	Horse or vehicle	3	7	10	0
Merrickville and Smith's Falls	James Armstrong	3 do	do	3	15	0	0
Merton and Zimmerman	R. McCanley	2 do	do	3	2	1	8
Metis and Rivière du Loup	F. Boucher	3 do	Vehicle	6	122	10	0
Milford and Pieton	James Gilmore	3 do	Horse or vehicle	3	5	0	0
Milford and Port Milford	H. VanDusen	3 do	do	2	2	10	0
Millbank and Morningdale	William Rutherford	3 do	do	0	15	0	0
Millbank and West's Corners	William Rutherford	3 do	do	2	5	0	0
Mill Creek and Newburg	P. S. Timmerman	3 do	do	6	21	5	0
Montreal and Steamboat Longueuil	Hogan & Penn	3 do	Vehicle	as required	56	5	0
Montreal and New Glasgow	John Morrison	3 do	Horse or vehicle	3	22	0	0
Montreal and Point St. Charles	Joseph E. Chase	3 weeks	do	37½	13	17	6
Montreal and Quebec	{ F. Hamelin. Charles Hough. O. Gouin. }	3 months	Stage	6	375	0	0
Mornvia, Mosu and Strathburn	John G. Archer	3 do	Horse or vehicle	2 & 3	18	12	6
Morrisburg and N. Williamsburg	William Vanallen	3 do	do	3	7	10	0
Morton and Newboro'	J. & C. Mitchell	3 do	do	3	9	15	0
Mulroy and Whitfield	John Little	3 do	do	1	3	8	9
Murray Bay and Quebec	J. Gauthier	3 do	do	3	67	10	0
Murvale and Wilton	H. Lewis	3 do	do	1	1	12	6
Napanee and Selby	R. Baker	3 do	do	2	2	7	6
Napierville and Stottville	A. Fournier	3 do	do	6	13	3	4
Newark and Norwich	Paul Bedford	3 do	do	2	3	5	0
Newbury and Wallaceburg	James McDougal	3 do	Vehicle	3	68	15	0
Newbury and Wardsville	John Dobi	3 do	Horse or vehicle	3	6	0	0
Newcastle and Orono	L. Hodges	3 do	do	6	12	10	0
New Hamburg and Philipsburg	G. C. Doring	3 do	do	2	2	5	0
New Ireland and Sherbrooke	Rufus Hall	3 do	do	1	15	5	0
New Ireland and Somerset	John Hough	3 do	do	3	13	10	0
Newland and Newmarket	J. Mainprize	3 do	do	1	3	2	6
Newmarket and Stouffville	H. W. Brooks	3 do	do	3	12	10	0
Niagara and St. Catherines	R. Warren	1 year and 40 days	Vehicle	12	188	0	0

REPORT No. 2.—Detail of all payments made, &c.—(Continued.)

QUARTER ENDED 31ST DECEMBER, 1855.

Name of Route.	Name of Contractor or party receiving payment.	Period.	Mode of Conveyance.	Number of Trips per week.	Amount.
					£ s. d.
Niagara and Youngstown.....	F. A. B. Clench	3 months	Ferry	6	3 15 0
Nicolet and St. Mouique.....	Pierre Comeau.....	3 do	Horse or ve hicle.....	3	4 13 9
North Augusta and Prescott....	James Wilcox	3 do	do	1	8 10 0
North Ely and South Durham....	W. Bartlet	3 do	do	1	2 12 0
North Gower and Richmond.....	J. T. Eastman	3 do	do	3	6 0 0
North Pelham and Port Robinson.	N. C. Holcomb.....	3 do	do	3	14 1 3
North Port and Picton	Isaac Demill.....	3 do	do	3	8 15 0
North Walsingham, Port Rowan and Silver Hill	W. Hazen	3 do	do	2 & 3	6 17 7
North Williamsburg & Winchester	William VanAllan	3 do	do	3	6 5 0
Oakland and Vienna.....	Putman & Collins	3 do	Vehicle	6	25 0 0
Oakville and Steamboat Landing .	R. Balmer.....	2 do and 3 days	Horse or ve- hicle.....	12	1 15 0
Oakville and Toronto	John Harris		do	1t.	0 10 0
Oakwood and Port Hoover	Harvey Pearson	1½ months	do	2	3 3 7
Oakwood and Port Hoover	Harvey Pearson	1½ do	do	3	4 19 7
Og-lensburg, U.S. and Prescott ..	J. Plumb.....	3 do	Ferry	0	6 5 0
Onondaga and Tuscarora	W. Wilson	3 do	Horse or ve- hicle.....	6	11 14 0
Orillia and Oro	D. Grant.....	42 days	do	2	5 5 0
Osgoode and Russell.....	Richard Helmer.....	3 months	do	2	3 5 0
Ottawa and Pakenham.....	William McAdam	3 do	Stage	0	75 0 0
Ottawa and Perth	Edward Dowdall.....	3 do	Vehicle	0	72 7 6
Ottawa and Portage du Fort.....	Moses Holt, junr	3 do	Horse or ve- hicle.....	3	87 10 0
Ottawa and Templeton.....	James Hogan	3 do	do	3	3 15 0
Ottawa and Wakefield	S. Patterson	3 do	Vehicle	3	21 5 0
Ottawa Glass Works and Steam- boat Landing	J. F. Schneider.....	9 weeks	Horse or ve- hicle.....	6	1 1 3
Otterville and Simcoe.....	George Babcock.....	3 months	Stage	3	21 5 0
Otterville and Woodstock	C. W. Robertson	3 do	do	3	17 10 0
Owen's Sound and Saugeen	James Angus	3 do	Horse or ve- hicle.....	3	30 0 0
Palermo and Zimmerman	R. McGauley.....	1 month	do	3	2 1 3
Pakenham and Renfrew.....	Dunann Robertson.....	3 months	do	3	32 10 0
Papineauville & St. André Avelin	P. H. Chabot	3 do	do	2	5 0 0
Papineauville and St. Angélique..	Joseph Bertrand	1 month	do	3	1 10 0
Paris and Simcoe Express Service	George Babcock.....	12 months	do	6	100 0 0
Parker's Landing & St. Angélique.	Louis Dubé.....	48 days	do	6	2 0 0
Pembroke and Steamboat Wharf .	Joseph Rowan	Season	Not specified	3	4 0 0
Pembroke and South Westmeath .	A. Swezy	3 months	H. or vehicle	6	32 10 0
Penville and Tecumseth	George Taylor	3 do	do	3	6 10 0
Percy and Stirling.....	A. T. Maybee.....	3 do	Vehicle	3	26 5 0
Peterboro' and Port Hope	George Henderson	3 do	Stage	6	28 2 6
Peterboro' and Warsaw	R. W. Shaw.....	3 do	Horse or ve- hicle.....	2	7 10 0
Petersburg and Wellesley.....	John Zoeger.....	3 do	do	3	8 0 0
Petite Rivière and St. Paul's Bay.	Joseph Pluteau	3 do	do	1	2 0 0
Phillipsburg and Pigeon Hill	William Hickok	3 do	do	1	1 12 6
Phillipsburg and St. John's	A. L. Taylor.....	3 do	Stage	6	36 5 0
Phillipsburg and Swanton.....	S. Faxon.....	3 do	Horse or ve- hicle.....	6	2 6 10½
Picton and Steamboat Landing....	J. Blanchard.....	Season	Not specified	0	4 0 0
Pine Hill and Port Franks	E. Whitfield	3 months	H. or vehicle	1	2 10 0
Pine Orchard and Uxbridge	Joseph Gould.....	3 do	do	3	13 15 0
Pointe aux Trembles and Rivière des Prairies	P. Dubreuil.....	3 do	do	2	3 0 0

REPORT No. 2.—Detail of all payments made, &c.—(Continued.)

QUARTER ENDED 31ST DECEMBER, 1855.

Name of Route.	Name of Contractor or party receiving payment.	Period.	Mode of Conveyance.	Number of Trips per week.	Amount.
					£ s. d.
Point Levi and Point Platon.....	A. Beaudet	3 months	Ferry	3	50 0 0
Point Levi and Quebec.....	Pierre Barns.....	3 do	Horse or vehicle.....	12	21 17 6
Point Platon and Three Rivers...	A. Beauchemin.....	3 do	do	3	55 0 0
Portage du Fort and Ross.....	Thomas Carey.....	3 do	do	3	7 10 0
Port Stanley and Vienna.....	Edwin Doty.....	3 do	Stage	3	25 0 0
Port Colborne and St. Catherines.	D. Coleman.....	3 do	do	6	75 0 0
Port Credit and Steamboat Landing	J. Cotton.....	2 do	Horse or vehicle.....	12	2 3 4
Port Dalhousie and St. Catherines	D. Curtis Haynes...	3 do	do	6	12 13 6
Port Hope and Steamboat Land'g	D. Smart.....	12 do	do	12	17 10 0
Port Huron and Port Sarnia.....	David McCull.....	3 do	Ferry	6	2 8 9
Port Maitland and Welland Canal Feeder	Wm. McCartney.....	3 do	Horse or vehicle.....	6	15 0 0
Port Nelson and Canal	James Cutler.....	56 days	Vehicle	12	16 16 0
Port Nelson & Wellington Square.	James Cutler.....	24 do	Horse or vehicle.....	6	9 12 0
Port Neuf and St. Bazile	Louis Noreau.....	3 do	do	2	9 0 0
Port Perry and Whitby	N. Roy.....	3 months	do	6	19 10 0
Port Rowan and Rowan Mills	J. S. Stearns.....	3 do	do	6	10 0 0
Port Ryerse and Vittoria	John McCall.....	3 do	do	3	6 0 0
Port St. Francis and Three Rivers, via Bécancour	T. Vigneau.....	3 do	do	6	40 7 6
Quebec and around the Island of Orleans	F. Paradis.....	3 do	do	1	12 0 0
Quebec and River du Loup (en bus)	Michel Marceau.....	3 do	Vehicle	6	212 10 0
Quebec and St. Raymond.....	J. Plamondon.....	3 do	Horse or vehicle.....	2	20 0 0
Quebec and Spencer Cove	Denis Maguire	79 days	do	12	14 16 3
Quebec and Stoneham.....	N. Murphy.....	3 months	do	1	4 5 0
Queenston and Suspension Bridge	George D. Prest.....	79 days	do	6	34 0 0
Ramsay and West Huntly	P. Kennedy.....	3 months	Horseback	2	5 0 0
Rawdon and St. Alphonse.....	John Corcoran.....	3 do	Horse or vehicle.....	2	2 10 0
Rawdon and St. Jacques	James Daly.....	3 do	Vehicle	3	7 10 0
Reach and Uxbridge.....	Joseph Gould.....	3 do	Horse or vehicle.....	3	11 5 0
Riceville, Vankleekhill and Cale- donia Flats.....	R. S. Dinning.....	3 do	do	1	3 17 6
Richmond and Sydenham Place ..	Millington & Cavanaugh	3 do	do	6	13 13 0
Rigaud, Vankleekhill and East Hawkesbury.....	Benjamin D Flyu....	3 do	do	3	11 5 0
Rigaud, Vankleekhill and East Hawkesbury	Benjamin D. Flyu....	2 do	do	3	6 16 2
Rigaud and Steamboat Landing ..	Benjamin Gingras....	202 days	Not specified	6	14 10 0
River du Loup and New Brunswick Boundary Line	Thomas Jarvis.....	3 months	Vehicle	3	53 15 0
River du Loup and St. Léon.....	J. Deguise.....	3 do	Horse or vehicle.....	2	3 15 0
River du Loup and St. Ursule....	M. Mayrand.....	3 do	do	2	2 10 0
Rockford, Villanova and Waterford	Nelson Brougham....	3 do	do	2	5 0 0
Roxton Falls & Shefford Mountain	John A. Savage.....	3 do	do	2	10 2 6
St. Adèle and St. Jérôme.....	R. De Montigny.....	3 do	do	1	3 15 0
St. Alexandre and St. Paschal....	Edmond Léveque....	3 do	do	3	10 0 0
St. Alexis and St. Jacques	F. Chartier.....	3 do	do	2	1 12 6
St. Andrews and St. Hermas.....	D. Marsil.....	2 do	do	2	3 0 0
St. Anne de la Pêrade & St. Casimir	Antoine Germain....	3 do	do	2	3 18 0
St. Anne des Plaines and St. Lin.	F. Renaud.....	3 do	do	3	3 15 0

REPORT No. 2.—Detail of all payments made, &c.—(Continued.)

QUARTER ENDED 31ST DECEMBER, 1855.

Name of Route.	Name of Contractor or party receiving payment.	Period.	Mode of Conveyance.	Number of Trips per week.	Amount.
St. Anné de la Pœntière and St. Paoôme	Joseph Dionne	3 months	Horse or ve- hicle.....	2	£ s. d. 3 15 0
St. Anne and Vaudreuil	Joseph Gauthier	6½ do	Not specified	6	21 15 0
St. Antoine and St. Denis	Jean-Baptiste Lacroix	3 do	Ferry	12	2 10 0
St. Barnabé and St. Hyacinthe	Joseph Lapointe	3 do	Horse or ve hicle....	1	1 11. 3
St. Benoit and St. Placide	Charles Chené	3 do	do	2	3 0 0
St. Bruno and St. Julie	Joseph Hébert	3 do	do	1	1 12 6
St. Célestin and St. Grégoire	Noel Thibaudeau	3 do	do	1	1 5 0
St. Charles and St. Hilaire	Antoine Dussault	3 do	do	6	15 0 0
St. Charles and St. Marc	A. Desjournains	3 do	do	6	2 10 0
St. Charles and William Henry	A. Dussault	3 do	do	3	16 5 0
St. Charles and William Henry	A. Crépeau	3 do	do	3	16 5 0
St. Claire and William Henry	H. Marceau	3 do	do	3	10 0 0
St. Damasc and St. Hyacinthe	Pierre Moussotte	3 do	do	2	3 5 0
St. Denis and St. Jude	Joseph Lapointe	3 do	do	2	3 15 0
St. Didace and St. Gabriel de Brandon	N. Neven	3 do	do	2	3 0 0
St. Edouard and St. Rémi, serving La Pigeonnière	F. Desmarnis	3 do	do	2	4 7 6
St. Eloi and Trois Pistoles	T. A. De Gaspé	2 years	do	3	17 0 0
St. Gabriel de Brandon and St. Norbert	J. B. Magnaud	3 months	do	3	6 5 0
St. George and Height of Land	James Galway	3 do	do	1	7 10 0
St. Gertrude and Three Rivers	Jean Dumas	3 do	do	1	3 15 0
St. Gervais and St. Lazarre	A. Bissonnet	3 do	do	1	3 2 6
St. Gervais and St. Thomas	P. Gendreau	3 do	do	1	9 0 0
St. Grégoire and Three Rivers	Antoine Buisson	3 do	Ferry	3	6 5 0
St. Henedine and St. Marguerite	D. Trachly	3 do	Horse or ve- hicle.....	2	1 15 0
St. Hyacinthe and Yamaska	Joseph Hébert	3 do	do	2	11 15 0
St. Hyacinthe and Yamaska	Joseph Hébert	3 do	do	1	10 0 0
St. Isidore and St. Rémi	François Demarât	3 do	do	1	1 11 3
St. Jérôme and St. Thérèse	F. Dôroché	3 do	do	3	11 5 0
St. John's and West Farnham	A. Pickle	3 do	Vehicle	3	12 10 0
St. Martin and St. Thérèse	James Park	3 do	Horse or ve- hicle.....	3	8 10 0
St. Maurice and Three Rivers	F. Duchesnay	3 do	do	2	5 0 0
St. Sophie and Somerset	H. Hébert	3 do	do	1	2 18 6
St. Sylvester East and St. Sylvester West	George McCrea	3 do	do	1	1 5 0
St. Thomas and Vienna	Edwin Doty	3 do	Vehicle	6	25 0 0
St. Victoire and William Henry	Alexis Crépeau	3 do	Horse or ve- hicle.....	3	2 12 0
St. Vincent and Walters' Falls	Thomas P. Walter	3 do	do	2	11 10 0
Sault St. Marie and United States	William Perrault	3 do	Ferry	1	1 11 3
Scott and Uxbridge	James Galloway	3 do	Horse or ve- hicle.....	2	4 7 6
Shakespeare and Wellesley	John Zoeger	3 do	do	2	5 0 0
Shakespeare and West's Corners	William Cossey	3 do	do	2	11 17 6
Silver Hill and Walsingham	W. Gordon	3 do	do	2	3 2 6
Sinclairville and York	Jas. Boyd	3 do	do	1	3 5 0
Smith's Corners and Trenton	W. Gerow	3 do	do	2	5 0 0
Smith's Falls and South Elmsley	L. S. Willson	3 do	do	3	5 0 0
Sombra and Wilksburg	E. Robson	3 do	On foot	1	2 8 9
South Bolton, South Potton, Waterloo and West Bolton	Wm. Newton	3 do	Vehicle	3	31 5 0
South Westmeath and Westweath.	Sam Wright	3 do	Horse or ve- hicle.....	3	9 15 0

REPORT No. 2.—Detail of all payments made, &c.—(Continued.)

QUARTER ENDED 31ST DECEMBER, 1855.

Name of Route.	Name of Contractor or party receiving payment.	Period.	Mode of Conveyance.	Number of Trips per week.	Amount
					£ s. d.
Spike's Corners and Westport.	W. Dennison.	3 months	Horse or vehicle.	1	11 5 0
Stanstead and Waterville.	T. McGovern.	3 do	Stage	6	18 12 6
Stirling and Wellman's Corners.	John P. Kelly.	3 do	Horse or vehicle.	1	2 10 0
Stoco and Tweed.	Philip Huffman.	3 do	do	2	2 10 0
Stouffville and Toronto.	Jacob Brooks.	3 do	Stage	6	20 0 0
Stratford and Woodstock.	C. W. Robertson.	3 do	Vehicle	6	25 0 0
Thistleton and Toronto.	Thomas Holmes.	3 do	Stage	6	6 5 0
Thornhill and Toronto.	Thomas Cook.	3 do	do	6	16 5 0
Toronto and Yorkville.	H. B. Williams.	3 do	do	6	2 8 9
Tyreounell and Wallacetown.	H. Gunn.	3 do	Horse or vehicle.	3	4 2 6
West Flambro' and Westover.	S. Westover.	3 do	do	1	1 5 0
Brockville.	E. Curtiss, for payment of Tolls on Lyn Route				2 4 0
Brockville.	W. H. Willson, for payment of Tolls on Perth Route				5 0 0
Murray Bay.	Z. Cauchon, for Ferrriage of Mails across the River after the fall of Bridge				0 7 6
Three Rivers.	J. Gingras, for exchanging Mail Bags at the Steamboat Landing				1 0 0
Wm. Henry.	Lucie Peloquin, Ferrriage of Mails across Yamaska and St. Francis Rivers				8 7 10
Cross Point and Percé.	Archd. Kerr, Ferrriage of Mail on route	1 year			60 0 0
Amiens and Napier.	A. Mougier, indemnification for giving up Contract without the usual notice				5 0 0
Queenston and Suspension Bridge.	G. D. Prest, indemnification for giving up Contract without the usual notice				10 0 0
St. Hyacinthe and Yamaska River	Jos. Hébert, for Ferrriage of Mails				1 15 0

Carried to Recapitulation at end of Report No. 2.—Total. £ 9974 17 7½

REPORT No. 2.—Detail of all payments made, &c.—(Continued.)

QUARTER ENDED 31ST DECEMBER, 1855.

CONVEYANCE OF MAILS TO AND FROM RAILROADS.

Name of Route.	Name of Contractor or party receiving payment.	Period.	Mode of Conveyance.	Number of Trips per week.		Amount.
				As re-quired.	As re-quired.	
Aultsville and R. R. Station	George Cook	44 days	Horse or ve- hicle.	12	12	£ s. d. 1 15 10
Aurora and do	J. W. Kirsopp	3 months	do	12	12	3 15 0
Barrie and do	Thomas McCausland	3 do	do	12	12	15 12 6
Beachville and do	William Hook, Jun	3 do	do	As re-quired.	As re-quired.	4 17 6
Bell Ewart and Lefroy Station	J. B. Bernan	6 days	do	As re-quired.	As re-quired.	0 7 6
Bell Ewart and do	James Graham	22 do	do	As re-quired.	As re-quired.	1 6 3
Bradford and R. R. Station	George Douglas	3 months	do	As re-quired.	As re-quired.	8 15 0
Branchton and do	James Burrows	3 do	do	As re-quired.	As re-quired.	3 5 0
Brantford and do	George Babcock	3 do	do	As re-quired.	As re-quired.	81 5 0
Brockville and do	W. H. Willson	44 days	do	As re-quired.	As re-quired.	4 9 8
Cainsville and do	R. Short	3 months	do	As re-quired.	As re-quired.	9 15 0
Chatham and do	Thomas M. Taylor	3 do	Vehicle	As re-quired.	As re-quired.	20 0 0
Chippawa and do	M. Cavanaugh	3 do	Horse or ve- hicle.	As re-quired.	As re-quired.	3 5 0
Coaticook and do	N. W. Nichols	3 do	do	As re-quired.	As re-quired.	2 5 0
Collingwood and do	P. Ferguson	3 do	do	As re-quired.	As re-quired.	8 15 0
Compton and do	W. Paige	3 do	do	As re-quired.	As re-quired.	14 16 3
Concord and do	J. Duncan	3 do	do	As re-quired.	As re-quired.	2 10 0
Cornwall and do	W. J. Pitts	44 days	do	As re-quired.	As re-quired.	4 12 6
Creemore Mills and Sunnidale Sta.	E. Webster	3 months	do	As re-quired.	As re-quired.	11 5 0
Danville and do	G. Hawes	3 do	do	As re-quired.	As re-quired.	6 5 0
Detroit and Windsor R. R. Station	H. J. Oueletto	3 do	Ferry	As re-quired.	As re-quired.	20 0 0
Dickinson's Landing and do	Adam Hanes	44 days	Horse or ve- hicle.	As re-quired.	As re-quired.	2 6 8
Drummondville and do	J. Rowland	3 months	do	As re-quired.	As re-quired.	7 10 0
Dundas and do	William Taylor	3 do	do	As re-quired.	As re-quired.	14 12 6
Duanville and do	R. McNeil	3 do	do	As re-quired.	As re-quired.	8 2 6
Edwardsburg and do	W. S. Akin	1 week	do	As re-quired.	As re-quired.	0 8 9
Ekfrid and do	J. Miller	3 months	do	As re-quired.	As re-quired.	6 5 0
Fort Erie and do	Thomas Rainsford	3 do	do	As re-quired.	As re-quired.	10 0 0
Galt and do	F. Lowell	3 do	do	As re-quired.	As re-quired.	19 10 0
Grimsby and do	R. P. Nelles	3 do	do	As re-quired.	As re-quired.	3 2 6
Hamilton and do	Edmund Ritchie	3 do	Vehicle	As re-quired.	As re-quired.	60 3 4
Hemmingford and do	Joseph Goodsell	3 do	Horse or ve- hicle.	As re-quired.	As re-quired.	2 8 9
Holland Landing and do	Samuel Darton	3 do	do	As re-quired.	As re-quired.	4 10 0
Industry and do	Godfrey Perrault	2 do	do	As re-quired.	As re-quired.	1 4 0
Ingersoll and do	Edwin Doty	3 do	Vehicle	As re-quired.	As re-quired.	10 5 0
Innisfil and do	Benjamin Ross	3 do	Horse or ve- hicle.	As re-quired.	As re-quired.	10 0 0
Kemptville and do	R. Leslie	3 do	do	As re-quired.	As re-quired.	8 15 0
L'Acadie and do	Leon Mailloix	3 do	do	As re-quired.	As re-quired.	6 11 8

REPORT No. 2.—Detail of all payments made, &c.—(Continued.)

QUARTER ENDED 31ST DECEMBER, 1855.

CONVEYANCE OF MAILS TO AND FROM RAILROAD STATIONS.

Name of Route.	Name of Contractor or party receiving payment.	Period.	Mode of Conveyance.	Number of Trips per week.	Amount.
				As re- quired.	£ s. d.
Lachine and Railroad Station ..	Michael Murphy.....	42 days	Horse or vehicle..	12	5 6 8
Lacolle and do ..	Stephen Ennis	3 months	do	12	4 18 9
Lancaster and do ..	D. Ross	37 days	do	12	6 18 9
Lefroy and do ..	D. Davidson.....	3 months	do	12	3 2 6
Leuoxville and do .	J. C. Cushing.....	3 do	do	12	6 5 9
London and do ..	Nelson Parkins	3 do	Vehicle	As re- quired.	35 15 0
Long Island Locks and do ..	W. Collins	3 do	Horse or ve- hicle.....	3	4 10 0
Maple and do ..	Joseph Gordon.....	3 do	do	12	4 17 6
Marshville and do ..	Andrew Mains.....	3 do	do	6	6 10 0
Matilda and do ..	George W. Brouse.....	48 days	do	12	2 12 7
Melbourne and Richmond R.R. S.	L. Thomas.....	3 months	do	24	16 10 0
Morrisburg and Railroad Station	Wm. Van Allen.....	44 days	do	12	2 19 0
Moulinette and do	Mary M. Tait.....	44 do	do	12	2 6 3
Newbury and do	Daniel Hilman.....	3 months	do	24	3 15 0
Newmarket and do	Patrick Dalton.....	3 do	do	24	2 10 0
Newmarket and do (extra service)	Patrick Dalton.....	48 days	do	6	0 11 8
Newmarket and do (extra service)	Patrick Dalton.....	58 do	do	6	0 15 9
Niagara Steamboat Landing and Railroad Station.....	James Elliot.....	3 months	Vehicle	18	19 15 0
Oakridges, King and Railroad Sta.	Richard Tedford.....	3 do	Horse or ve- hicle.....	6	12 10 0
Otawabee and do	Thomas Drummond ..	3 do	do	12	9 15 0
Ottawa City and do	Joseph Beauchamp... 77 days		Vehicle	As re- quired.	4 16 3
Paris and do	F. Cowls	37 do	do	As re- quired.	10 8 4
Paris and do	G. McCartney.....	39 do	do	do	14 11 8
Point Abino and do	Ralph Disher.....	3 months	Horse or ve- hicle.....	12	3 2 6
Point Levi and do	R. Buchanan.....	3 do	do	12	5 0 0
Port Colborne and do	Joshua Manly.....	3 do	do	12	3 15 0
Port Credit and do	James Cotton.....	1 do	do	12	2 0 0
Prescott and do	John S. Gillmann.....	44 days	Vehicle	12	4 9 8
Preston and do	L. Hespeler	1 month	Horse or ve- hicle.....	12	4 6 8
Princeton and do	A. Millmine.....	3 do	do	6	3 2 6
Richmond Hill and do	John Maguire.....	3 do	do	6	12 10 0
St. Catherines and do	George Forbes.....	3 do	Vehicle	As re- quired.	22 15 0
St. Christophe d'Arthabaska and do	Narcisse Godette.....	3 do	Horse or ve- hicle.....	3	6 5 0
St. George and Railroad Station..	Wm. Glass	3 do	do	As re- quired.	21 5 0
St. Hyacinthe and do	Alexis Lamarche.....	3 do	Vehicle	do	11 11 3
Seneca and do	John Pollock	3 do	Horse or ve- hicle.....	do	3 2 6
Sherbrooke and do	Elias Cheney	3 do	Vehicle	12	13 0 0
Somerseset and do	Antoine Vallée	3 do	Horse or ve- hicle.....	12	7 16 0
Soraba and do	L. B. Warner.....	3 do	do	6	1 10 0
Spencerville and do	Wm. B. Imrie.....	3 do	do	6	3 15 0

REPORT No. 2.—Detail of all payments made, &c.—(Continued.)

QUARTER ENDED 31ST DECEMBER, 1855.

CONVEYANCE OF MAILS TO AND FROM RAILROADS.

Name of Route.	Name of Contractor or party receiving payment.	Period.	Mode of Conveyance.	Number of Trips per week.	Amount.
Stanford and R. R. Station	James Hinton.....	3 months	H.o. veh.	6	£ 5 0 0
Sunnidale and Nottawasaga Station	Alexander Gillespie...	3 do	do	2	4 17 6
Shornupen Bridge and R.R. Station	George Ducan	3 do	Veh.	As required	39 0 0
Thornhill and do ..	James Hugo	3 do	H.or veh.	12	8 15 0
Thorold and do ..	Isaac Head	3 do	do	12	12 10 0
Toronto and do ..	James Mink	28 days	Veh.	7	29 0 0
Toronto and do ..	M. Scott	3 months	do	24	26 0 0
Warwick E. and do ..	E. Farrell	3 do	H.or veh.	12	3 2 6
Waterville and do ..	H. McDougall.....	3 do	do	6	2 10 0
West Osgoode and do ..	P. Davis	3 do	do	3	2 10 0
Woodstock and do ..	D. Quinton	3 do	Veh.	As required	20 8 0

Carried to Recapitulation at end of Report No. 2.—Total.....£ 827 14 6

CONVEYANCE OF MAILS BY STEAMERS.

Aylmer and Portage du Fort	J. A. Cuming.....	Season	Str.	3	25 0 0
Belleville and Picton	O. S. Gildersleeve	do	6	43 15 0
Bell Ewart and Orillia.....	Thomas Hamilton	do	200 0 0
Brockville, Kingston and Hamilton	Hon. Jno. Hamilton	26 days	3 ½ trips at £22 11s. 11d. & 24 trips at £5 12s. 5d..	214 0 2
Buffalo, Port Stanley, &c	Park & McLeod.....	Season	98 0 0
Cape Vincent and Kingston	George W. Creighton..	25 days	21	26 5 0
Cleveland and Port Stauley	R. Burrows	Season	2	62 10 0
Cobden and Pembroke	Jason Gould	do	3	15 0 0
Cobourg and Rochester.....	J. Smith	6 months	62 trips at 25s.	77 10 0
Collingwood and Owen's Sound ..	W. H. Smith.....	Season	75 0 0
Collingwood and Owen's Sound ..	James Zimmerman	10 trips at 25s.	23 10 0
Hamilton and Kingston	James Sutherland	4 ½ trips at £22 11s. 11d. ..	101 10 7
Hamilton and Kingston	A. Heron.....	3 trips at £22 11s. 11d. ..	67 15 0
Hamilton, Kingston and Montreal.	Hon. John Hamilton..	1 ½ month	40 trips at £44 0 do £21 8s. 1d	1962 12 0
Hamilton and Kingston	E. Harrison	1 trip	11 6 4
Hamilton and Toronto	W. Donaldson	2 months	54 trips at 35s	94 10 0
Hamilton and Toronto	Wm. Donaldson	1 trip	35 0 0
Lewiston, Niagara, Queenston and Toronto	Heron & Dick.....	18 days	16 trips at £3	48 0 0
Magog and Newport.....	G. W. Fogg	1 month	6 do. per week	18 10 0
Montreal and City of Ottawa	Sir G. Simpson	Season	6 trips	800 0 0
Montreal and Prescott	Alex. Milloy	2 do	14 9 8
Montreal and Quebec	H. E. Scott	118 days	147 0 0

Carried to Recapitulation at end of Report No. 2.—Total.....£ 4146 13 3

REPORT No. 2.—Detail of all payments made, &c.—(Continued.)

QUARTER ENDED 31st DECEMBER, 1855.

CONVEYANCE OF MAILS BY RAILROADS.

Name of Route.	Name of Contractor or party receiving payment.	Period.	Mode of Conveyance.	Number of Trips per week.	Amount.
					£ s. d.
Brockville and Montreal.....	S. Keefer			1t	20 0 0
Buffalo, Brantford and Goderich.	R. R. Company	On account			50 0 0
Burlington and Rouse's Point....	R. Sherburne.....	Special service			
		vice		1t	21 5 0
Burlington and Rutland.....	E. A. Chupin	do		1t.	12 10 0
Burlington and Rutland.....	E. A. Chupin.....	do		1t.	12 10 0
Cobourg and Peterboro'.....	H. Covert	3 months		6	62 10 0
Collingwood and Toronto.....	Joseph Morrison.....	On account			750 0 0
Erie and Ontario.....	G. B. Redfield.....	do			200 0 0
Erie and Ontario.....	G. B. Redfield.....	do			300 0 0
Erie and Ontario.....	R. R. Company.....	do			150 0 0
Industry and Lanoraie.....	C. W. H. Pannetco	Summer of 1855		3	7 10 0
Industry and Rawdon.....	J. H. Dorion.....	Season		3	5 0 0
Montreal and Quebec.....	S. P. Bidder.....	Special service			21 0 0
Montreal, Rouse's Point and St. John's.....	W. A. Merry.....	3 months		as per acct.	
Montreal and Richmond.....	James Hardman.....	Special service		4 tra.	342 10 0
		vice			36 0 0
Ottawa and Prescott.....	R. Bell.....	3 months		6	150 0 0
Quebec and Richmond.....	J. Hardman.....	Special service			
		vice		1t.	12 0 0
Rouse's Point and St. Albans....	R. Sherburne.....	do		1t	6 5 0
Carried to Recapitulation at end of Report No. 2.—Total.....					£ 2160 0 0

BACK QUARTERS.

Aylwin and Low.....	John Little.....	3 months	Horseback.	1	6 5 0
Aylwin and Low.....	John Little.....	3 do	do	1	6 5 0
Aylwin and Low.....	John Little.....	3 do	do	1	6 5 0
Aylwin and Low.....	John Little.....	3 do	do	1	11 5 0
Aylwin and Low.....	John Little.....	3 do	do	1	11 5 0
Ayr and New Dundee.....	F. G. Miller.....	3 do	Horse or vehicle.....	3	4 10 0
Barrie & Orillia Road & East Oro.	Wm. May.....	42 days	do	3	2 17 0
Bruce Mines and Manitowaning...	J. S. Sagar.....		Steambout in summer, on foot in winter	1	5 0 0
Collingwood and R. R. Station...	P. Ferguson.....	3 months	Horse or vehicle.....	12	8 15 0
Collingwood and R. R. Station...	P. Ferguson.....	3 do	do	12	8 15 0
Danville and Tingwick.....	John Murphy.....	3 do	do	3	3 15 0
Haldimand and Vernonville.....	Andrew Hellinbott.....	3 do	do	2	2 15 3
L'Islet and St. Cyrille.....	J. B. Cloutier.....	6 do	do	2	9 2 0
Murray Bay, Millevaches and Sault au Cochon.....	James Radford.....	6 do	Not specified	1	65 0 0
Newark and Norwich.....	Paul Bedford.....	3 do	do		3 5 0
St. Alexis and St. Jacques L'Achigan.....	F. Chartier.....	3 do	do	2	1 12 6
St. Alexis and St. Jacques.....	F. Chartier.....	1 do	do	2	1 12 6
Cross Point and Percé Route.....	Archibuld Kerr for ferryage across river on route.....	One year	Ferry		60 0 0
Carried to Recapitulation at end of Report No. 2.—Total.....					£ 218 4 3

REPORT No. 2.—(Continued.)

Detail of all payments made for making and repairing Mail Bags, Mail Locks, &c., during the year ended 31st March 1856.

QUARTER ENDED 31st DECEMBER, 1855.

Tradesmen's Names.	Particulars of Disbursements.	Amount.
		£ s. d.
J. D. Bryce & Co	Canvas for Mail Bags	5 2 9
Donald Campbell	Repairing Mail Bags (5 months)	10 5 4
Geo Cox	Canvas Mail Bags	3 12 0
Robert Dean	Mail Bags, and Labels furnished (6 mos.)	35 2 6
Sammuel Heakes	Canvas Mail Bags	7 11 3
Warden of Penitentiary	Making Canvas, Mail Bags	1 3 0
Charles Vale	Set of Brands, for marking Mail Bags	2 10 0
Messrs. Walker & Berry	Canvas Bags	10 1 0
Andrew Daulop	Repairing Mail Bags	0 1 10½
W. J. Miller	Do do	0 0 7½
R. Baldwin	Do do	0 3 9
William Corniell	Do do	0 4 5½
James Morris	Do do	0 2 6
H. Horton	Do do (4 months)	1 13 6
Field & Davidson	Do do	4 15 0
J. H. Martin	Do do	0 1 10½
William Crocker	Do do	0 3 9
N. Lavoie	Do do	0 4 0
N. Lavoie	Do do	0 2 6
M. Bouchard	Making Mail Bag	2 10 0
J. Jean	Repairing Mail Bags	0 0 6
E. W. Bishop	Do do	0 2 6
Thomas Murphy	Do do (1 month)	2 0 0
Thomas Murphy	Do do (2 months)	6 2 1
Thomas Murphy	Do do (1 month)	3 7 0
François Pager	Do do	0 1 3
George McRea	Oil for Mail Bags	0 2 6
J. M. Hall	Repairing Mail Bags	0 5 0
William McRea	Do do	0 9 0
Carried to Recapitulation at end of Report No. 2.—Total		£ 98 1 5

REPORT No. 2.—(Continued.)

Detail of all payments made, and charges incurred for Mail Transportation during the year ended 31st March, 1856.

QUARTER ENDED 31ST MARCH, 1856.

Name of Route.	Name of Contractor or party receiving payment.	Period.	Mode of Conveyance.	Number of Trips per week.	Amount.
					£ s. d.
Abbott's Corners and Frelighsburg	H. H. Smith	3 months	Horse or vehicle.....	1	1 5 0
Abbottsford, Montreal, St. Hyacinthe and Waterloo.....	J. W. Ryan.....	3 do	Stage	6	107 10 0
Abercorn and Brome, serving North Sutton	G. K. Powers	3 do	Horse or vehicle.....	3	8 2 6
Acton, Bronte and Milton	Thos. H. Thompson ...	3 do	do	3&6	15 15 0
Acton and Georgetown	John Wallace.....	3 do	do	3	9 15 0
Acton and Guelph	John Thorp, Junr.....	3 do	2 horse vehicle;	3	16 5 0
Actonvale and Roxton Falls	L. W. Decker.....	3 do	Horseback or vehicle.....	6	9 2 0
Addison and Greenbush	Edwin Bates	3 do	do	2	1 11 3
Adelaide and Basanquet.....	John Hoare.....	3 do	do	2	4 10 0
Albion and Sandhill.....	George Taylor	3 do	Stage	3	3 12 6
Albion and Thistleton.....	George Taylor	3 do	do	6	6 5 0
Algonac and Baby's Point	James Menton.....	3 do	Ferry	2	3 5 0
Allan's Corners and St. Louis de Gonzague	John Simmons	3 do	Horse or vehicle.....	3	4 0 0
Allansville and Elma	Joseph Rogers	3 do	do	1	6 5 0
Allansville and Hollen.....	Joseph Rogers	3 do	do	2	2 10 0
Allansville and St. Jacobs	Joseph Rogers	3 do	2 horse wagon	6	22 10 0
Allumette Island and Westmeath ...	Eustache Berchaud ...	3 do	Boat in summer sleigh in winter ...	2	12 10 0
Alton and Caledon	William Bell	3 do	Horse or vehicle.....	2	2 10 0
Alvinston and Newbury	Charles Rolls	3 do	do	1	15 5 0
Alvinston and Warwick	C. M. James	3 do	do	1	6 5 0
Amherstburg and Rondeau.....	H. Nelson	3 do	2 horse vehicle	3	73 15 0
Amherstburg and Windsor.....	Thos. M. Taylor.....	3 do	Horse or vehicle.....	6	28 5 0
Amherst Island and Bath	Thos. Murray	3 do	Ferry	2	6 5 0
Ancaster and Hamilton.....	John Crann.....	3 do	2 horse vehicle	6	25 0 0
Arthabaska and Stanford	Pierre Juneau	3 do	Horse or vehicle.....	3	5 0 0
Arthur and Walmer	Elijah Dunham	3 do	do	1	2 0 0
Ashburn and Brooklin	Alexander Wilson.....	3 do	do	2	2 10 0
Ashton and Prospect	John Sykes.....	3 do	do	6	5 12 6
Atherly and Orillia	Wm. C. McMullen	3 do	do	2	3 0 0
Athol and Martintown	John Campbell	3 do	do	2	7 5 0
Aultsville and East Williamsburg..	Lindsay Pillar	3 do	do	6	3 15 0
Aurora and Lloydtown	Wm. Cook	3 do	do	6	29 5 0
Avonbank and St. Mary's	James Muir.....	3 do	do	2	5 0 0
Aylmer, Clunas and Lyons.....	R. Mott	3 do	Horseback	2	9 15 0
Aylmer and Ottawa City	Moses Holt, Junr.	Stage	3 trs	1 2 6
Aylwin and Low	John Little	3 do	Horseback	1	11 5 0
Aylwin and Rivier Desert	Alexander Lebeau.....	3 do	do	1	21 5 0
Ayr and Glenmorris	B. O. Howell	3 do	Horse or vehicle.....	6	8 15 0
Ayr and New Dundee.....	F. G. Millar	3 do	do	3	4 10 0
Bagot and Burnstown	John Halliday	3 do	do	3	4 0 0
Bagot and Mount St. Patrick.....	Thos. Brady	3 do	do	1	2 10 0
Barrie and Cookstown	John Hunter	3 do	do	1	9 0 0
Barrie and Orillia Road and East Oro	John Harvey	3 do	Horseback	6	45 10 0

REPORT No. 2.—Detail of all payments made, &c.—(Continued.)

QUARTER ENDED 31ST MARCH, 1856.

Name of Route.	Name of Contractor or party receiving payment.	Period.	Mode of Conveyance.	Number of Trips per week.	Amount.
					£ s. d.
Barrie and Penetanguishene	F. Dusome	3 months	Horse or vehicle.....	3	27 10 0
Barrie and Penetanguishene	Adam Smith	3 do	do	1 tr	1 5 0
Barrie and Orillia Road	Wm. May	3 do	Horseback	3	5 17 0
Batiscan Bridge and St. Stanislaus.	Isidore Laguerre	3 do	Horse or vehicle.....	3	7 10 0
Battersea and Kingston	Henry VanDusen	3 do	do	1	2 10 0
Bayfield and Brucefield	George Hobson	3 do	do	3	16 7 0
Bayfield and Erroll.....	Wm. A. Church.....	3 do	do	1	25 0 0
Beachville and Embro.....	John McKay	3 do	On foot	6	15 12 6
Beamsville and Grimsby.....	Henry Mills	3 do	Horse or vehicle.....	6	24 7 6
Bearbrook and Russell	John Walsh	3 do	do	1	3 5 0
Beauharnois, Caughnawaga, Fort Covington, Huntingdon and Montreal	R. A. Charles	3 do	Ferry or vehicle.....	6 & 3	106 5 0
Beauharnois, St. Timothée, Teohanta and Valleyfield	Celestin Boyer	3 do	Horse or vehicle.....	3	14 15 9
Beaverton and Holland Landing ...	Joseph Sheppard	3 do	Stage	6	36 5 0
Beaverton and Mara	Wm. Ritchie	3 do	Horseback	2	3 5 0
Beaverton and North Eldon	John Merry	3 do	do	1	3 0 0
Beaverton and Pefferlaw	Joseph Sheppard	3 do	Stage	3	3 2 6
Becaneour and Stanfold	Jean Dumas	3 do	Horse or vehicle.....	2	17 10 0
Belfast and Wawanosh	Alexander McDonagh..	3 do	Horseback	2	6 10 0
Belford and Markham	Wm. Harper	3 do	Horse or vehicle.....	2	3 15 0
Bellamy's Mills and Perth	James Coulter	3 do	do	2	12 10 0
Bellamy's Mills and Ramsay	James Coulter	3 do	do	2	5 0 0
Bellamy's Mills and Tatlock	James Coulter	3 do	do	1	2 10 0
Belle Rivière, St. Columbin and St. Scholastique	M. Phelan	3 do	do	2	5 0 0
Belle Rivière, St. Augustin and St. Eustache	D. Mitchell.....	3 do	do	2	6 17 6
Belleville and Hillier	Thos. Flagler.....	3 do	do	2	9 7 6
Belleville and Picton	Josiah Blanchard	Winter season	Stage	3	18 0 0
Belleville and Stirling.....	A. Smith	3 do	Horse or vehicle.....	6	29 5 0
Belleville and Tweed	Jas. Embury	3 do	do	3	24 0 0
Bell Ewart and LFroy Station	W. H. Williams	3 do	do	12	5 17 0
Belmont and London	John Bostwick	3 do	do	3	13 0 0
Beloel and St. Hilaire.....	J. Bte. Houle	3 do	Canoe in summer, vehicle in winter ...	12	3 15 0
Benmiller and Goderich	Robert Hunt	3 do	Horseback	3	4 17 6
Bentnick and Kineardine	C. Kays	3 do	Horse or vehicle.....	1	14 15 0
Bentnick and Priceville	John W. Levi	3 do	do	1 tr	0 2 6
Bentnick and Proton	Geo. Armstrong	3 do	do	1	6 5 0
Berlin and Freiburg.....	Paul Schmitt	3 do	do	3	11 7 6
Berlin and Galt	F. Lowell	3 do	Vehicle	6	19 10 0
Berlin and Millbank.....	Wm. Rutherford	3 do	Horse or vehicle.....	2	12 10 0
Berthier, St. Norbert and St. Cuthbert	F. Gagnon	3 do	do	3	8 5 0
Berthier and St. Elizabeth	T. Lafortune	3 do	do	3	6 15 0

REPORT No. 2.—Detail of all payments made, &c.—(Continued.)

QUARTER ENDED 31ST MARCH, 1856.

Name of Route.	Name of Contractor or party receiving payment.	Period.	Mode of Conveyance.	Number of Trips per week.	Amount.
					£ s. d.
Berthier and Wm. Henry	Antoine Forcier	3 months	Ferry	7	10 0 0
Beverly and Morton	Alexander Waid	3 do	Horse or vehicle.....	3	7 10 0
Binbrook and Stoney Creek	Jeremiah Taylor	3 do	do	2	6 10 0
Bishop's Mills and North Augusta	Jas. Wilcox	3 do	do	1	2 10 0
Bodmin and Orchill	John Hall	3 do	do	1	2 10 0
Bongard's Corners and Stone Mills	John Bongard	3 do	do	2	2 5 0
Bosanquet and Pine Hill	E. Whitefield	3 do	do	2	3 0 0
Bosanquet and Sylvan	Henry James	3 do	do	2	4 1 3
Boscobel and Roxton Falls	Wm. Hackwell	3 do	do	1	1 12 6
Boston, Hartford and Waterford	John Bark	3 do	do	3	6 15 0
Bowmanville and Caesarea	R. Welch	3 do	do	3	16 5 0
Bowmanville and Tyrone	Patrick Travers	3 do	do	3	5 13 9
Bradford and Cookstown	George Taylor	3 do	Stage	6	6 5 0
Bradford and Toronto	George Taylor	3 do	do	6	68 15 0
Braut and Elora	Alexander Smart	2 do	Not specified do	1	32 0 0
Brant and Saugeen	Wm. Wilson	2 do	Horse or vehicle.....	1	10 16 8
Brantford and Newport	Thos. Knight	2 do	do	3	6 5 0
Brantford and Paris	Geo. Babcock	3 do	Stage	6	37 10 0
Brantford and Seneca	W. H. Sutton	54 days	Vehicle	6	29 17 8
Brantford and Seneca (special).....	Hall and Hayden	12 months	do	15 0 0
Brantford and Seneca	J. McCartney	do	4 tr	4 0 0
Brantford and Vienna	Geo. Babcock	3 do	Stage	6	112 10 0
Bridg'north and Peterboro'	R. W. Shaw	3 do	Horse or vehicle.....	2	6 5 0
Brighton and Kingston	Wm. Bowen	3 do	Stage	6	93 15 0
Brighton and Otanabee	W. H. Sandford.....	3 do	Horse or vehicle.....	3	42 10 0
Brock and Epsom	William Oliver	3 do	do	2	12 10 0
Brockville and Morristown.....	W. H. Willson	3 do	Ferry	6	3 2 6
Brockville and North Augusta	Andrew Crozier	3 do	Horse or vehicle.....	3	8 15 0
Brockville and Perth	W. H. Willson	3 do	Stage	6	85 0 0
Brockville and Prescott	John S. Gilman	Horse or vehicle.....	2 tr	1 5 0
Brockville and Westport.....	Jacob Gallinger.....	3 do	Stage	6	78 5 0
Brome and West Brome	Abraham Pickle	3 do	Horse or vehicle.....	3	3 15 0
Brompton and Wind-or Mills	S. A. Stevens	3 do	do	3	4 17 6
Brougham and Stouffville	W. McGill	3 do	do	3	10 0 0
Brougham and Whitby	James Hubbard	3 do	do	3	19 12 6
Brucefield and Harpurhey	James Laidlaw	2 do	Horseback	3	5 0 0
Brucefield and Harpurhey	David Aitkin	1 do	do	3	2 18 4
Buckingham and Cumberland	Arthur Keenan	3 do	Horse or vehicle.....	12	11 17 6
Buckingham Wharf and Cumberland	G. G. Dunning	3 do	do	12	3 15 0
Burford and Cathcart	Isaac S. Lawrence	3 do	do	2	3 5 0
Burford and Dereham	Geo. Waters	3 do	Stage	6	68 15 0
Burford and Paris	Geo. Waters	3 do	do	6	16 5 0
Burnbrae and Seymour East	David Allan	3 do	Horse or vehicle.....	2	4 0 0
Buttonville, Unionville, Markham and Thornhill	Wm. Morrison	3 do	do	3	9 7 6
Caledon and Erin	Wm. Clark	3 do	do	1	3 15 0
Calumet Island and Fort Coulonge	Louis Brisard	3 do	do	1	3 15 0
Calumet Island and Portage du Fort	Louis Brisard	3 do	do	3	7 10 0
Campbellton and Metis	Geo. Dickson	3 do	do	2	110 0 0
Campbellton, N. B. and Percé	Archibald Kerr	3 do	do	2	112 10 0

REPORT No. 2.—Detail of all payments made, &c.—(Continued.)

QUARTER, ENDED 31ST. MARCH, 1856.

Name of Route.	Name of Contractor or party receiving payment.	Period.	Mode of Conveyance.	Number of Trips per week.	Amount.
					£ s. d.
Camden and Tamworth.....	N. Baker.....	3 months	Horse or ve- hicle.....	3	11 5 0
Caintown and Lyn.....	Jacob Hogaboom.....		do.....	22 tr	3 6 0
Canboro' and Ontario.....	Eli Banister.....	3 do	do.....	1	11 0 2
Canfield and Cayuga.....	George Lawrence.....		do.....	1 tr	0 2 6
Cannington and Eldon.....	E. S. Calkin.....	3 do	do.....	3	6 7 6
Cape Rich and St. Vincent.....	Richard Cox.....	3 do	do.....	2	8 2 6
Cape Vincent and Kingston.....	George Mink.....	3 do	Ferry.....	6	14 7 6
Cape Vincent and Kingston.....	J. W. Creighton.....	Winter sea- son.....	Sleigh Vehicle.....	1	38 11 3
Carillon and Lachine.....	L. Belanger.....	3 months	Vehicle.....	3	42 5 6
Carlisle and Waterdown.....	Robert Lottridge.....	3 do	Horse or ve- hicle.....	2	3 15 0
Carluke and Seneca.....	James Moffatt.....	3 do	do.....	2	6 5 0
Carp and Stittsville.....	John Graham.....	3 do	do.....	3	9 0 0
Castleford and Hubbell's Falls.....	Jas. Riddell.....	3 do	do.....	6	45 0 0
Castleford and Renfrew.....	Antoine Gerrard.....	3 do	do.....	3	7 2 6
Castleford and South Westmeath.....	Edward Ferrall.....	3 do	do.....	6	40 0 0
Castlemore and Humber.....	M. E. Brougham.....	3 do	do.....	2	4 17 6
Castleton and Colborne.....	S. McDonald.....	3 do	do.....	2	2 18 6
Cayuga and Dunnville.....	George Gibson.....		do.....	11 tr	11 0 0
Cayuga and Dunnville.....	George Gibson.....	2 do	do.....	6	44 12 6
Cayuga and Dunnville.....	George Gibson.....		do.....	14 tr	12 5 0
Cayuga and Jarvis.....	C. W. Shannon.....	3 do	do.....	2	9 6 3
Cayuga and Seneca.....	George Gibsor.....	3 do	do.....	6	12 10 0
Cedars and Coteau Landing.....	B Urteau.....	3 do	do.....	6	15 12 0
Chambly, St. Hilaire and St. Jean Baptiste.....	Edouard Macé.....	3 do	do.....	6	21 17 3
Chambly and St. John's, C.E.....	F. Lefebre.....	3 do	do.....	6	15 0 0
Charlesbourg and Quebec.....	J. Beaubien.....	12 do	do.....	1	7 0 0
Charleston and Farmersville.....	Jacob Gallinger.....	3 do	do.....	2	2 16 3
Chateau Richer, St. Fereol and Ste. Anne.....	Casimer Paré.....	3 do	do.....	3	3 2 6
Chatham and Harwich.....	Thomas M. Taylor.....	3 do	do.....	1	3 2 6
Chatham and Port Sarnia.....	S. Kinney.....	3 do	do.....	3	62 10 0
Chatham and St. Thomas.....	Thos. M. Taylor.....	3 do	Stage.....	6	125 0 0
Chatham and Thamesville.....	J. H. Almy.....	3 do	Horse or ve- hicle.....	3	24 18 9
Chatham and Windsor.....	Thos. M. Taylor.....	3 do	do.....	2	50 0 0
Cheltenham and Cooksville.....	Wm. Harris.....	3 do	Stage.....	6	43 15 0
Chicoutimi and Murray Bay.....	L. Gaudreau.....	3 do	Foot.....	1	26 0 0
Chicoutimi and St. Paul's Bay.....	F. Gagnon.....	9 do	do.....	1	86 5 0
Chippawa and Fort Erie.....	M. Cavanagh.....	3 do	Horse or ve- hicle.....	3	29 5 0
Chippawa, Niagara and Suspension Bridge.....	Jas. E. Humphries.....	3 do	Vehicle.....	6	65 15 0
Chippawa and Port Robinson.....	M. Donahoe.....	3 do	Horse or ve- hicle.....	3	11 5 0
Churchville and Streetsville.....	J. Lewis.....	3 do	do.....	6	8 18 1
Clarence and Lochaber.....	R. Woodley.....	3 do	Ferry.....	3	4 17 6
Clarence, Lochaber and Thurso.....	Hubert Blae.....	3 do	Ferry or horse Vehicle.....	6	11 14 0
Clarenceville and Pike River.....	Samuel Parker.....	3 do	Vehicle.....	6	15 11 3
Clareview and Tamworth.....	N. Baker.....	3 do	Horse or ve- hicle.....	2	4 0 0
Clinton and Orchill.....	James Lee.....	3 do	do.....	2	7 10 0
Clover Hill and Cookstown.....	Robert Coleman.....	3 do	do.....	2	2 10 0
Cootcook and Drew's Mills.....	Amos Fox.....	3 do	do.....	1	3 2 6

REPORT No. 2.—Detail of all payments made, &c.—(Continued.)

QUARTER ENDED 31ST MARCH, 1856.

Name of Route.	Name of Contractor or party receiving payment.	Period.	Mode of Conveyance.	Number of Trips per week.	Amount.
					£ s. d.
Cooticook and Stanstead	T. McGovern	3 months	Stage	6	21 3 7
Cobden and Renfrew	James Gibbons	3 do	Horse or vehicle.....	3	12 10 0
Cobden and Ross	J. Gould	3 do	do	3	6 0 0
Cobden and Stafford	Robert Childerhose	3 do	do	2	5 0 0
Cobourg and Gore's Landing	A. King	3 do	Vehicle	2	5 0 0
Cobourg and Kingston	George Mink	3 do	Stage	7	168 15 0
Cobourg and Percy	John Fraser.....	3 do	Horse or vehicle.....	3	30 0 0
Cobourg and Toronto.....	W. Weller.....	3 do	Stage	7	164 3 4
Cobourg and Toronto.....	W. Weller.....	Winter S'n.	do	7	400 0 0
Coldwater and Medonte	James Shaw	3 months	Horse or vehicle.....	2	3 15 0
Colebrook and Enterprise	Z. Brown	3 do	do	2	4 10 0
Colinville and Moore	John Butler.....	3 do	do	1	3 5 0
Collingwood and Nottawasaga	Wm. Blair	3 do	do	3	7 0 0
Collingwood and Owen's Sound	Isaac May	3 do	do	3	62 5 0
Collingwood and Owen's Sound.....	Isaac May	Winter S'n.	do	6	45 0 0
Cookshire and Robinson	N. Ebbs	3 months	do	4	6 5 0
Cookstown and Mono	George Taylor	3 do	do	1	10 0 0
Cornwall and St. Andrews	John McLennan.....	3 do	do	3	4 17 6
Coteau du Lac and Rigaud	Alex. Lalonde	3 do	do	2	10 0 0
Coteau Landing and St. Polycarpe	C. Gauthier	3 do	do	3	5 17 6
Covey Hill and Russeltown.....	Wm. Barrett.....	3 do	do	3	2 10 0
Cowansville and Franklin	J. G. & W. Cowee	3 do	Stage	6	15 0 0
Cowansville and Granby	J. G. & W. Cowee	3 do	do	6	17 10 0
Cowansville and Waterloo	Abram Pickle.....	3 do	do	3	9 7 6
Cowansville and West Farnham.....	Abram Pickle.....	3 do	do	3	11 17 6
Cranborne and Frampton	John Colgan	3 do	Horse or vehicle.....	1	3 0 0
Crosshill and Wellesley	John Zoeger	3 do	do	2	3 2 6
Crowland and Port Robinson	Richard Abbott.....	3 do	do	3	7 8 9
Cumminsville and Nelson	R. Thomson	3 do	do	2	5 0 0
Cunningham and Osgood	Thos. Gold	3 do	do	3	9 10 0
Daillebout and Ramsay	P. Riberdy	3 do	do	3	9 7 6
Dalesville and Lachute	P. McArthur	3 do	do	2	2 10 0
Dalhousie Mills and St. Polycarpe	Cyprien Gauthier	3 do	do	2	5 7 6
Daniels and St. Bruno	A. P. Paré	3 do	do	3	3 18 0
Danville and Ham	David Harvey	3 do	do	1	6 10 0
Danville and Kingsey Falls	H. Gilman	3 do	do	3	7 6 3
Dawson's and Garthy	J. T. Lebel	3 do	do	2	5 12 6
Deleware and Mount Brydges	Job Hartt	3 do	do	6	11 5 0
Delhi and Lynedoch	G. Stail	3 do	do	2	3 15 0
Delhi and Oakland	Henry Wood		do	45 tr	27 0 0
Delhi and Straffordville	Wm. Ramage		do	22 tr	11 16 6
Derby line and Stanstead	Oliver Durocher	3 do	do	6	6 5 0
Dereham & Ingersoll <i>via</i> Culloden and Brownsville	Edwin Doty	3 do	do	3 & 1	23 15 0
Dickinson's Landing and Finch	John Cockburn	3 do	do	2	7 10 0
Dixon's Corners and Matilda	Wm. Wood	6 do	do	2	5 0 0
Douglas and Eganville	John Armstrong	3 do	do	3	7 0 0
Douglas and Renfrew	Wm. Gordon	3 do	do	3	9 15 0
Drumbo and Wolverton	Enos Wolverton	3 do	do	3	4 17 6
Drummondville, LaBaie and Three Rivers	T. Vigneau	3 do	do	6 & 2	45 0 0
Drummondville and Melbourne	Isaac Cutter	3 do	Stage	6	35 0 0
Drummondville, River David and Yamaska	Charles Richotte.....	3 do	Horse or vehicle.....	2	18 6 8

REPORT No. 2.—Detail of all payments made, &c.—(Continued.)

QUARTER ENDED 31ST MARCH, 1856.

Name of Route.	Name of Contractor or party receiving payment.	Period.	Mode of Conveyance.	Number of Trips per week.	Amount.		
					£	s.	d.
Dudswell and Sherbrooke	Wm. H. Lothrop	3 months	Horse or vehicle.....	2	12	10	0
Dudswell and Weedon	Siméon Fontaine	3 do	do	2	5	15	0
Dunany and Lachute	S. Smith	3 do	do	1	1	19	0
Dundas and Hamilton	N. Abel	3 do	Stage	6	9	7	6
Dundas and Jerseyville	F. J. Fry	3 do	Horse or vehicle.....	3	12	2	6
Dundas and Millgrove	John Hunt	3 do	do	2	2	2	6
Dundas and Sheffield	John Kirkpatrick	3 do	do	6	50	0	0
Dunnville and Port Colborne	Wm. McCartney	2½ do	do	3	30	12	6
Dunnville and Port Dover	Wm. Pollock	3 do	Stage	3	31	5	0
East Frampton and St. Claire	G. A. Smyth	3 do	Horse or vehicle.....	2	6	15	0
East Frampton and Standon	John Nicholson	3 do	do	1	2	5	6
East Holland and Mono Mills	James Brown	3 do	do	1	27	10	0
Eastwood and Woodstock	Van Sittart & Cottle	3 do	do	6	7	10	0
Eaton, Hereford and Sawyerville	Charles Strain	3 do	do	3 & 1	10	17	6
Eaton and Lennoxville	H. H. French	3 do	do	6	16	17	6
Edmonton and Orangeville	Wm. Burnett	3 do	do	3	14	17	6
Edmonton and Tullamore	J. Collingbourne	3 do	do	2	5	0	0
Elginburg and Storrington	Hugh Spring	3 do	do	3	8	15	0
Elginfield and Williams	Cohn McKenzie	3 do	do	2	6	10	0
Elizabethville and Perrytown	Charles Caldwell	3 do	do	2	3	5	0
Ellesmere and Scarboro'	Jacob Brooks	3 do	do	2	6	17	6
Elma and Harpurhey	Wm. Fowler	3 do	do	2	34	7	6
Elora and Galt	F. Lowell	3 do	Stage	6	46	5	0
Elora and Hollen	Lewis Adams	3 do	Horse or vehicle.....	2	18	15	0
Ennis and Plympton	Chas. Little	3 do	do	1	3	15	0
Erin, Esquesing, Georgetown and Oakville	Milton Davis	3 do	Stage	6	23	15	0
Erin and Fergus	Wm. Clark	3 do	Horse or vehicle.....	2	12	10	0
Erin and Guelph	H. P. Thompson	3 do	do	2	13	0	0
Errol and Port Sarnia	Henry Young	3 do	do	2	6	0	0
Euphrasia and Thornbury	Wm. Fleming	3 do	do	2	4	11	0
Fairview and Stratford	John Armstrong	3 do	do	3	6	5	0
Fenelon Falls and Lindsay	Alexander Humphrey	3 do	do	2	8	15	0
Fergus and Garafraxa	George Skene, Jr.	do	1 tr.	0	10	0
Fergus and Guelph	John Thorp	3 months	Stage	6	8	15	0
Fergus and Guelph, via Elora	John Thorp	2½ do	do	6	2	12	1
Fitzroy Harbour and Pakenham	John Kirby	3 do	do	6	23	15	0
Flos and Jarratt's Corners	Thomas Jarratt	3 do	Horse or vehicle.....	2	6	0	0
Fort Coulonge and Fort William	James Payne	3 do	do	1	17	10	0
Fort Erie and Port Colborne	John Hardy	47 days	do	3	13	8	6
Fort Erie and Port Colborne	Ralph Disher	do	4 tr.	3	0	0
Fort William and Pembroke	Hudson's Bay Company	3 months	Not specified	2	5	0	0
Fort William and Rapides des Joachims	Louis Coyane	3 do	Hor. or vehi.	1	10	0	0
Fox River and Gaspé Basin	Andrew Gagnon	3 do	On foot	1	3	15	0
Fox River and Ste. Anne des Monts	Jean-Bte. Sasseville	3 do	Horse or vehicle.....	1 ft.	18	15	0
Frankford and Smithville	Wm. Ashley	3 do	do	3	8	12	6
Franktown and Pakenham	Duncan Ferguson	3 do	do	6	41	0	0
Franktown and Smiths' Falls	Patrick Tierney	3 do	do	6	19	10	0
Fredericksburg and Napanee	Edward Howard	3 do	do	2	11	5	0
Frelighsburg and Philipsburg	R. W. Morgan	20 days	do	2	1	6	0

REPORT No. 2.—Detail of all payments made; &c.—(Continued.)

QUARTER ENDED 31ST MARCH, 1856.

Name of Route.	Name of Contractor or party receiving payment.	Period.	Mode of Conveyance.	Number of Trips per week.	Amount.
					£ s. d.
Frost Village, Stukely and Waterloo	L. S. Huntingdon	3 months	Stage	3	7 10 0
Fullarton and Mitchell	Jas. Woodley	3 do	Horse or vehicle	3	6 5 0
Galt and Goderich	F. Lowell	3 do	Stage	6	40 2 6
Galt and Paris	B. O. Howell	3 do	do	6	56 5 0
Gaspé Basin and Grand Grève	John Salvador	3 do	On foot	1	4 0 0
Gaspé Basin and Percé	J. T. Moriarty	3 do	Horse or vehicle	2	30 0 0
Georgetown and Glenwilliams	Wm. Alexander	3 do	do	2	2 3 9
Georgetown and Toronto	R. Stephens	3 do	Stage	6	11 5 0
Georgetown and Stanstead	L. Biglow	3 do	Horse or vehicle	3	15 12 0
Georgina and Holland Landing	Jas. O. Bouchier	3 do	do	1 tr	3 0 0
Gilbert's Mills and Picton	Dan Gilbert	3 do	do	1	3 5 0
Glenoyd and Inverness	Antoine Vallée	3 do	do	3	7 16 0
Goble's Corners and Princeton	Wm. L. Goble	3 do	do	2	3 2 6
Goderich and Kincardine	George Hobson	3 do	do	3	30 0 0
Goderich and London	W. T. Kiely	3 do	Stage	6	36 15 0
Goderich and Wawanosh	Hugh McMath	3 do	Horse or vehicle	2	7 6 3
Goderich and Westfield	Henry Douglas	3 do	do	1	6 10 0
Gornley's Corners and Richmond Hill	Joseph Miller	3 do	do	2	6 5 0
Gould and Robinson	Colin Noble	3 do	do	2	3 2 6
Gower Point and Westmeath	Jas. Dickson	3 do	do	1	2 10 0
Granby and St. Hyacinthe	Moise Saucier	3 do	do	2	12 10 0
Green Point and Picton	Josiah Blanchard	3 do	do	1	2 10 0
Grenville and Montreal	Thomas Addison	3 do	ehicle	6	100 0 0
Griensby and Welland Port	Robert Thompson	3 do	do	3	30 10 1
Grovesend and Salem	Stephen Moore	3 do	Horse or vehicle	2	2 2 6
Guelph and Hamilton, via Brock Road	John Beavis	3 do	Stage	7	23 15 0
Guelph and Owen's Sound	John Thorp	3 do	do	3	62 10 0
Guelph and Port Nelson	A. Kinney	3 do	do	3	62 10 0
Guelph and Preston	Hiram Weeks	3 do	Vehicle	6	31 5 0
Haldimand and Vernonville	A. Hillinbolt	3 do	Horse or vehicle	2	3 2 6
Hall's Mills and London	J. B. Wells	3 do	do	3	6 5 0
Hamilton and Mount Albion	Wm. Cook	3 do	do	3	4 17 6
Hamilton and Simcoe	Milton Davis	3 do	Stage	6	29 0 0
Hamilton and Stoney Creek	Hiram Weeks	3 do	Horse or vehicle	6	25 0 0
Hamilton and Toronto	Jas. Mink	3 do	Stage	2 tr	10 0 0
Hamilton and Waterdown	H. Edwards	3 do	Horse or vehicle	6	16 5 0
Hannon and Ryckman's Corners	Jas. Glover	3 do	do	2	3 5 0
Harrington and Nissouri	John McLeod	3 do	do	2	2 3 9
Harwich and Morpeth	Thos. M. Taylor	3 do	do	1	3 2 6
Hawksville and St. Jacobs	G. Hawk	3 do	do	3	8 15 0
Haysville and Paris	G. Macartney	3 do	do	6	54 8 9
Heck's Corners and Kemntville	Henry Hurd	3 do	do	3	3 2 6
Heck's Corners and W. Winchester	Jas. Hughes	3 do	do	2	0 10 0
Howick and North Georgetown	B. Vannier	3 do	do	3	2 8 9
Hunterstown and River du Loup	Wm. Parker	3 do	do	6	7 10 0
Huntingdon and Manningville, via Herdman's Corners	John Macnider	3 do	do	1	4 7 6
Huntingdon and St. Anicet, via Laguerre	Richard Higgins	3 do	do	3	9 0 0

REPORT No. 2.—Detail of all payments made, &c.—(Continued.)

QUARTER ENDED 31ST MARCH, 1856.

Name of Route.	Name of Contractor or party receiving payment.	Period.	Mode of Conveyance.	Number of Trips per week.	Amount.
					£ s. d.
Huntingville and Lennoxville.....	Jas. R. May.....	3 months	Horse or vehicle.....	6	6 5 0
Industry and Kildare.....	Narcisse Cornellier.....	3 do	do.....	3	5 0 0
Industry and Lanoraie.....	William Wait.....	3 do	do.....	3	10 10 0
Industry and St. Elizabeth.....	J. B. Desmarais.....	3 do	do.....	3	5 12 6
Industry and St. Elizabeth.....	H. Lafrenière.....	do.....	1 tr	0 10 0
Industry and St. Paul d'Industrie.....	Virgil Gravelle.....	3 do	do.....	3	2 8 9
Ingersoll and Port Burwell.....	Edwin Doty.....	3 do	Stage.....	6	25 0 0
Ingersoll and St. Mary's.....	Edwin Doty.....	3 do	do.....	3	31 5 0
Ingersoll and Thamesford.....	Edwin Doty.....	3 do	Horse or vehicle.....	3	12 10 0
Innerkip and Ratho.....	James Thomson.....	3 do	do.....	3	2 10 0
Innerkip and Woodstock.....	Robert Lindsay.....	3 do	do.....	3	5 12 6
Inverness and Somerset.....	Ant. Vallée.....	3 do	do.....	3	19 10 0
Iona and Port Talbot.....	John Decour.....	3 do	do.....	3	2 17 6
Isle aux Coudres and St. Paul's Bay	A. Dufour.....	1 year.	By boat.....	1	25 0 0
Isle aux Noix and Stottville.....	Daniel Stott.....	3 months	Horse or vehicle.....	6	14 12 6
Isle Perrot and St. Ann's.....	Barnabé Morin.....	2 do	Ferry.....	2	3 18 0
Johnson and Owen's Sound.....	Wm. Johnstone.....	3 do	Horse or vehicle.....	2	11 7 6
Johnson's Corners and Sherrington	G. Whiteford.....	3 do	Vehicle.....	3	6 5 0
Jordan and North Pelham.....	Z. Horton.....	3 do	Horse or vehicle.....	1	4 13 9
Jordan and St. Catherines.....	Henry Sammons.....	3 do	do.....	6	24 6 3
Kamouraska and St. Paschal.....	Antoine Blondeau.....	3 do	do.....	3	3 15 0
Kelvin and Scotland.....	Wm. D. Swift.....	3 do	do.....	2	4 7 6
Kemptville and Merrickville.....	Stephen Merrick.....	3 do	Stage.....	6	15 0 0
Kenyon and McDonald's Inn.....	D. Cattnach.....	3 do	Horse or vehicle.....	3	3 0 0
Kincardine and Saugeen.....	John Urquhart.....	3 do	do.....	1	10 18 9
Kincardine and Saugeen (serving Malta).....	John Urquhart.....	3 do	do.....	1	5 12 6
King and Nobleton.....	John Milligan.....	3 do	do.....	3	7 0 0
King and Oak Ridges.....	R. Telford.....	3 do	do.....	6	12 10 0
Kingston and Morton.....	Alexander Ward.....	3 do	do.....	3	28 0 0
Kingston and Portsmouth.....	John Watt.....	3 do	do.....	3	3 5 0
Kingston and Spike's Corners.....	C. J. Jordan.....	3 do	do.....	3	14 7 6
Kirkwall & Rockton, via Westover	Thomas White.....	77 days	do.....	3	9 6 1
Klineburg and Thornhill.....	John Cool.....	3 months	do.....	6	5 0 0
Knowlton and Pike River.....	A. Pickle.....	3 do	Stage.....	6	24 13 9
La Baie and William Henry.....	Lucie Peloquin.....	3 do	Horse or vehicle.....	3	19 0 0
La Beauce and St. Bernard.....	E. Landril.....	3 do	do.....	1	2 10 0
La Beauce, Quebec, St. Isidore and West Frampton.....	Jean Bilodeau.....	3 do	do.....	3 & 2	27 7 6
La Beauce and St. George.....	J. Calway.....	3 do	do.....	3	18 15 0
La Beauce and St. Sylvester.....	Jean Bilodeau.....	3 do	do.....	1	3 15 0
L'Acadie and St. Jacques le Mineur	J. O. Poirier.....	3 do	do.....	3	3 10 0
Lachute and Lakefield.....	George Rogers.....	3 do	do.....	1	1 10 0
Lachute and St. Andrews.....	Joseph Green.....	3 do	do.....	6	12 5 0
Lacolle, Stottville & Rouse's Point	R. Simpson.....	do.....	3 tr	2 5 0
Lafontaine and Penetanguishene.....	Constant Moreau.....	1 month	do.....	1	0 16 3
L'Amaroux and Thornhill.....	James Taylor.....	3 months	do.....	2	3 10 0
Lambton, St. Francis and Tring.....	S. Pepin dit Lachance.....	3 do	do.....	1 & 2	12 10 0
Lanark and McDonald's Corners.....	Allan McLean.....	3 do	do.....	2	6 10 0
Lanark and Perth.....	M. Stanley.....	3 do	do.....	6	17 10 0
Lanark and Rosetta.....	Robert Stead.....	3 do	do.....	2	6 0 0

REPORT No. 2.—Detail of all payments made, &c.—(Continued.)

QUARTER ENDED 31ST MARCH, 1856.

Name of Route	Name of Contractor or party receiving payment.	Period.	Mode of Conveyance.	Number of Trips per week.	Amount.
Lancaster and L'Original.....	P. O. Brien	3 months	Stage	3	£ a d. 85 12 6
Lancaster and Martintown	James Dunlop.....	3 do	Horse or vehicle.....	3	6 0 0
Lancaster and Summerston	James Dunlop.....	3 do	do	3	4 17 6
Laprairie and Montreal	Pierre Lachance.....	3 do	Vehicle	67t.	16 15 0
Laprairie, St. Philippe & St. Constant	Charles Leroi.....	3 months	Horse or vehicle.....	3	11 5 0
Largie and Wallacetown.....	D. McCallum.....	3 do	do	1	2 10 0
L'Assomption and St. Jacques					
L'Achigan.....	J. Guilbault.....	3 do	do	3	10 0 0
L'Assomption, St. Julienne and St. Esprit	S. J. Guyon	3 do	do	3	12 8 9
L'Assomption and St. Sulpice	A. Robillard	3 do	do	6	7 10 0
Latta's Mills and Moira.....	George Ross.....	3 do	do	3	7 5 0
Laval and Quebec	P. Filon	3 do	do	2	4 10 0
Lawrenceville and North Stukely	Joseph Gendreau.....	3 do	do	3	4 17 6
Leeds and New Ireland.....	John Hough	3 do	do	1	5 0 0
Leeds and St. Nicholas.....	F. X. Bergeron	3 do	do	3	39 0 0
Leskard and Lifford.....	Thomas Robinson.....	1 month	do	0 17 0
Lewiston and Queenston.....	C. Wadsworth	3 do	Ferry and vehicle.....	6	6 0 0
Lifford and Lindsay.....	Thomas Robinson	3 do	Horse or vehicle.....	1	5 0 0
Lifford and Orono	Thomas Robinson	3 do	do	3	12 0 0
Lindsay and Port Hope	Bletcher & Bros.....	3 do	Stage	6	50 0 0
Lisadel and Wallace	A. Mitchell	3 do	Horse or vehicle.....	1	6 5 0
L'Islet and St. Cyrille.....	Jean Baptiste Cloutier.	3 do	do	2	4 11 0
London and Port Sarnia.....	W. T. Kiely	3 do	Stage	6	11 15 0
London and Port Stanley	W. T. Kiely	3 do	do	6	33 15 0
London and Stratford	W. T. Kiely.....	3 do	do	6	40 0 0
London and Wyton	R. C. Scatcherd	3 do	Horse or vehicle.....	1	4 17 6
Longueuil and Montreal	Hogan & Penn	3 do	Ferry and vehicle.....	24	68 5 0
Longueuil and St. Ours.....	H. Girard	3 do	Vehicle	3	37 5 0
L'Original and Papineauville via Monte Bello.....	Charles Majore.....	3 do	Horse or vehicle.....	3	14 12 6
L'Original and Point au Chêne....	O. St. Julien	3 do	do	2	4 1 3
Low and Wakefield.....	C. Brooks	3 do	do	1	5 0 0
McDonald's Corners and North Lancaster	D. McGillis	3 do	do	6	6 5 0
McDonald's Corners & St. Raphaels	D. F. McDonnell	3 do	do	6	2 16 3
McGillivray and West McGillivray	R. Waistell	3 do	do	2	5 15 0
Madoc and Queensboro'	John Bander	3 do	do	1	2 8 9
Madoc and Stirling	R. Dimond	3 do	do	2	8 15 0
Magog and Sherbrooke.....	W. Paige	3 do	do	6	18 15 0
Manningville and St. Rémi.....	F. Desmarais	3 do	do	3	18 15 0
March and South March	William Bouchier	3 do	do	3	5 0 0
Mariposa and Oshawa	William Thomas.....	3 do	do	6	39 10 0
Mariposa and Peterboro'	R. W. Shaw	3 do	Vehicle	3	31 0 0
Mariposa and Stouffville	William McGill	3 do	Horse or vehicle.....	2	26 5 0
Marmora and Stirling	John Fidler.....	3 do	do	2	8 0 0
Mascouche and Terrebone	P. Lauzon.....	3 do	do	3	5 5 0
Matane and Metis.....	Henry Page	3 do	Vehicle	2	12 10 0
Matane and St. Anne DesMonts...	Louis Roy.....	6 do	Horse or vehicle.....	1	25 0 0

REPORT No. 2 --Detail of all payments made, &c.—(Continued.)

QUARTER ENDED 31ST MARCH, 1856.

Name of Route.	Name of Contractor or Party receiving payment.	Period.	Mode of Conveyance.	Number of Trips per week.	Amount.	
					£	s. d.
Medonte & Penetanguishene Road	Thomas Milliken	3 months	Horse or vehicle	2	5	0 0
Melancthon and Nottawasaga	James Beachell	3 do	do	1	9	7 6
Melbourne and Richmond	L. Thomas	3 do	do	12	6	5 0
Melbourne and Waterloo	E. Lawrence	3 do	Stage	3	26	0 0
Melrose, Lonsdale	E. H. Lewis	3 do	Horse or vehicle	2	9	7 6
Marysville and Shannonville						
Merrickville and North Augusta	Andrew Crozier	3 do	do	3	7	10 0
Merrickville and Smith's Falls	James Armstrong	3 do	do	3	15	0 0
Metis and River du Loup	F. X. Boucher	3 do	Vehicle	6	122	10 0
Milford and Picton	James Gilmore	3 do	Horse or vehicle	3	5	0 0
Milford and Port Milford	H. Van Dusen	3 do	do	2	2	10 0
Millbank and Morningdale	William Rutherford	3 do	do	2	0	15 0
Millbank and West's Corners	William Rutherford	3 do	do	2	5	0 0
Millicreek and Newburg	P. S. Timmerman	3 do	do	6	21	5 0
Montreal and New Glasgow	John Morrison	3 do	do	3	22	0 0
Montreal and Quebec	{ F. Hamelin O. Gouin Charles. Hough }	3 do	Stage	6	375	0 0
Montreal and Rouse's Point	Hogan & Penn		Horse or vehicle	1t	5	0 0
Montreal and St. Albans	John Morris		do	1t	14	15 0
Montreal and St. John's	Pierre Lachance		do	3t	4	10 0
Moravia, Mosa and Strathburn	J. Archer	3 months	do	3 & 2t	18	12 6
Morrisburg & North Williamsburg	William Van Allan	3 do	do	3	7	10 0
Morton and Newboro'	J. C. Mitchell	3 do	do	3	9	15 0
Mosa and Newbury	John Dobie	3 do	do	6	6	0 0
Mount Brydges, Napier & Strathroy	William C. Smith	3 do	do	6 & 3	34	0 0
Mulmer and Whitfield	John Little	3 do	Horse or vehicle	1	3	8 9
Murray Bay and Quebec	J. Gauthier dit Laroche	3 do	do	3	67	10 0
Murvale and Wilton	H. Lewis	3 do	do	1	1	12 6
Napanee and Selby	Cornelius Donovan	3 do	do	2	2	7 6
Napierville and Stottville	Augustin Fournier	3 do	do	6	13	0 0
Newark and Norwich	Paul Bedford	3 do	do	2	3	5 0
Newburg and Wallaceburg	James McDougal	3 do	Vehicle	3	68	15 0
Newcastle and Orono	L. Hodges	3 do	Horse or vehicle	6	12	10 0
New Hamburg and Phillipsburg	G. C. Doring	3 do	do	2	2	5 0
New Hamburg and Preston	F. Lowell	3 do	do	6	28	0 0
New Ireland and Sherbrooke	Rufus Hall	3 do	do	1	15	5 0
New Ireland and Somerset	John Hough	3 do	do	3	13	10 0
Newland and Newmarket	John Mainprise	3 do	do	1	3	2 6
New Liverpool St. J. Chrysostôme & St. Lambert	P. Giroux	9 do	do	1 & 2	15	0 0
Newmarket and Stouffville	H. W. Brook	3 do	do	3	12	10 0
Niagara and Youngstown	F. A. B. Clench	3 do	Ferry	6	3	15 0
Nicolet and St. Monique	H. Beaudry	3 do	Horse or vehicle	3	4	3 4
North Augusta and Prescott	James Wilcox	3 do	do	1	4	5 0
North Douro and Peterboro'	R. W. Shaw	3 do	do	2	4	17 6
North Ely and South Durham	W. Bartlett	3 do	do	1	2	12 0
North Gower and Richmond	J. Eastman	3 do	do	3	6	0 0
North Pelham and Port Robinson	W. C. Holcomb	3 do	do	3	10	8 3
North Port and Picton	Isaac Demill	3 do	do	3	8	15 0
North Walsingham and Port Rowan	W. S. Hagan	3 do	do	2	6	17 7
North Williamsburg & Winchester	William Van Allen	3 do	do	3	6	5 0
Oakville Road and Omagh	William Henderson	3 do	do	3	3	15 0

REPORT No. 2.—Detail of all payments made, &c.—(Continued.)

QUARTER ENDED 31ST MARCH, 1856.

Name of Route.	Name of Contractor or party receiving payment.	Period.	Mode of Conveyance.	Number of Trips per week.	Amount.		
					£	s.	d.
Oakwood and Port Hoover.....	H. Pearson.....	3 months	Horse or vehicle.....	3	9	15	0
Ogdensburg and Prescott.....	J. Plumb.....	3 do	Ferry	6	6	5	0
Osgoode and Russell.....	R. Helmer.....	3 do	Horse or vehicle.....	2	3	5	0
Ottawa and Pakenham.....	W. McAdam.....	3 do	Stage	6	75	0	0
Ottawa and Perth.....	Edward Dowdell.....	3 do	Vehicle	6	74	17	6
Ottawa City and Portage du Fort.	Moses Holt.....	3 do	Horse or vehicle.....	3	87	10	0
Ottawa and Templeton.....	James Hogan.....	3 do	do	3	3	15	0
Ottawa City and Wakefield.....	J. Patterson.....	3 do	Vehicle	3	21	5	0
Otterville and Simcoe.....	George Babcock.....	3 do	Stage	3	21	5	0
Outerville and Woodstock.....	C. Robertson.....	3 do	do	3	17	10	0
Owen's Sound and Saugeen.....	James Angus.....	3 do	Horse or vehicle.....	3	25	0	0
Owen's Sound and Saugeen.....	James Angus.....	3 do	do	3	30	0	0
Pakenham and Renfrew.....	Duncan Robertson.....	3 do	do	3	32	10	0
Papineauville and St. André Avelin	Pierre Chabott.....	3 do	do	2	5	4	0
Papineauville and St. Angélique..	J. B. N. Papineau.....	12 weeks	do	3	4	10	0
Pembroke and South Westmenth.	H. Swezey.....	3 months	do	6	32	10	0
Penetanguishene & Sault St. Marie	Ross, Mitchell & Co.....	On account	Foot	1 p.f.	100	0	0
Penville and Tecumseth.....	George Taylor.....	3 months	Horse or vehicle.....	3	6	10	0
Percy and Stirling.....	A. F. Maybee.....	3 do	Vehicle	3	26	5	0
Peterboro' and Port Hope.....	George Henderson.....	3 do	Stage	6	28	2	6
Peterboro' and Warsaw.....	R. W. Shaw.....	3 do	Horse or vehicle.....		7	10	0
Petersburg and Wellesley.....	John Zoeger.....	3 do	do		8	0	0
Petite Rivière and St. Paul's Bay.	Joseph Bluteau.....	3 do	do	1	2	0	0
Philipsburg and Pigeon Hill.....	Toussaint Audette.....	68 days	do	1	1	5	0
Philipsburg and St. Johns.....	A. L. Taylor.....	3 months	Stage	6	36	5	0
Philipsburg and Swanton.....	W. H. Bell.....	3 do	Horse or vehicle.....	6	2	6	10
Pine Hill and Port Franks.....	Edward Whitefield.....	3 do	do	1	2	10	0
Pine Orchard and Uxbridge.....	Joseph Gould.....	3 do	do	3	13	15	0
Point Claire and St. Geneviève..	F. Lantier.....	3 do	do	3	4	17	6
Pointe aux Trembles and Rivière des Prairies.....	P. Dubrenil.....	3 do	do	2	3	0	0
Point Levi and Point Platon.....	A. Beaudette.....	3 do	do	3	50	0	0
Point Levi and Quebec.....	P. Baras.....	3 do	Ferry	12	21	17	6
Point Platon and Three Rivers...	Ant. Beauchémin.....	3 do	Horse or vehicle.....	3	55	0	0
Portage du Fort and Ross.....	Thomas Carey.....	3 do	do	3	7	10	0
Port Burwell, Port Stanley and Vienna.....	Edwin Doty.....	3 do	Vehicle	3	25	0	0
Port Burwell and Vienna.....	H. B. Swan.....	One year	do	3	15	0	0
Port Colborne and St. Catherines.	D. Coleman.....	3 months	Stage	6	75	0	0
Port Dalhousie and St. Catherines.	D. Curtiss Haynes.....	3 do	Horse or vehicle.....	6	12	13	6
Port Huron and Port Sarnia.....	David McCall.....	3 months	Ferry	6	2	3	9
Portland, U. S. & St. John's, N. B.	H. S. Favor.....	On account	Steamboat	25	0	0
Port Nelson and Wellington Square	James Cutler.....	3 months	Horse or vehicle.....	6	31	4	0
Portneuf and St. Bazile.....	L. Noreau.....	3 do	do	2	3	0	0
Port Perry and Whitby.....	N. Roy.....	3 do	do	6	19	10	0
Port Robinson, Canboro' and Welland Port.....	John L. Becker.....	3 do	do	3	37	6	3
Port Rowan and Rowan Mills.....	John Stearnes.....	3 do	do	6	10	0	0
Port Ryerse and Vittoria.....	John H. McCall.....	3 do	do	3	6	10	0

REPORT No. 2.—Detail of all payments made, &c.—(Continued.)

QUARTER ENDED 31ST MARCH, 1856.

Name of Route.	Name of Contractor or party receiving payment.	Period.	Mode of Conveyance.	Number of Trips per week.	Amount.
Quebec and around the Island of Orleans	F. Paradis	3 months	Not specified	1	£ 12 0 0
Quebec and Rivér du Loup (en bus)	Michel Marceau	3 do	Vehicle	6	212 10 0
Quebec and St. Raymond	Jacques Plamondon	3 do	Horse or vehicle	2	20 0 0
Quebec and Spencer Cove	Denis Maguire	3 do	do	12	14 5 9
Quebec and Stoneham	N. Murphy	3 do	do	1	4 5 0
Ramsay and West Huntley	Patrick Kennedy	3 do	Horseback	2	5 0 0
Rawdon and St. Alphonse	John Coreoran	3 do	Horse or vehicle	2	2 10 0
Rawdon, Montcalm, St. Jacques & St. Ligouri	James Daly	3 do	Vehicle	3	7 10 0
Reach and Oxbridge	Joseph Gould	3 do	Horse or vehicle	3	11 5 0
Riceville and Vanklook Hill, serving Caledonia Flats	R. L. Downing	3 do	do	1	3 17 8
Richmond East & Sydenham Place	Joseph Millington	3 do	do	6	13 13 0
Rigaud and Vanklook Hill, via East Hawkesbury	B. D. Flyn	3 do	do	3	11 5 0
River du Loup (en bus) and Province line, N. B.	Thomas Jarvis	3 do	Vehicle	3	53 15 0
River du Loup and St. Léon	G. Caron	3 do	Horse or vehicle	3	3 15 0
River du Loup and St. Ursule	Marcille Mayrand	3 do	do	2	2 10 0
Rockford, Villanova and Waterford	B. P. Youngs	3 do	do	2	5 0 0
Rosebank, St. George and Tring	Wm. Glass	3 do	do	3	21 5 0
Roxton Falls and Shefford Mountain	John A. Savage	3 do	do	2	10 2 6
St. Adèle and St. Jérôme	P. K. DeMontigny	3 do	do	1	3 15 0
St. Alexandre and St. Paschal	E. Léveque	3 do	do	3	10 0 0
St. Alexis & St. Jacques l'Aschigan	F. Chartier	3 do	do	2	1 12 6
St. Anne la Péraie and St. Casimir	Ant. Germain	3 do	do	2	3 18 0
St. Anne la Péraie and St. Prosper	P. Bigué	One year	do	1	6 10 0
St. Anné des plaines and St. Liu	F. Renaud	3 months	do	3	3 15 0
St. Anne la Poëtière and St. Patrice	Joseph Dionne	3 do	do	2	3 15 0
St. Antoine and St. Denis	J. B. Lacroix	3 do	Ferry	12	2 10 0
St. Barnabé and St. Hyacinthe	Joseph Lapointe	3 do	Horse or vehicle	1	1 11 3
St. Barnabé and Yamachiche	L. Bellemare	3 do	do	2	4 10 0
St. Benoit and St. Placide	Charles Chéré	3 do	do	2	3 0 0
St. Bruno and St. Julie	Joseph Hebert	3 do	do	1	1 12 6
St. Célestin and St. Grégoire	N. Thibodeau	3 do	do	1	1 5 0
St. Charles and St. Hilaire	Ant. Dusseault	3 do	do	6	15 0 0
St. Charles and St. Marc	Ant. Desjournains	3 do	do	6	2 10 0
St. Charles and William Henry	A. Crépeau	3 do	do	3	16 5 0
St. Charles and William Henry	Antoine Dusseault	3 do	do	3	16 5 0
St. Claire and St. Henry	Ed. Marceau	3 do	do	3	10 0 0
St. Damase and St. Hyacinthe	P. Moussette	3 do	do	2	3 5 0
St. Denis and St. Jude	F. Bouvier	3 do	do	2	3 15 0
St. Didace and St. Gabriel	N. Neven	3 do	do	2	3 0 0
St. Gabriel de Brandon and St. Norbert	J. Bte. Magnant	3 do	do	3	6 5 0
St. Edouard and St. Rémi, serving La Pigeonnière	F. Desmarais	3 do	do	2	4 7 6
St. George and Height of Land	James Calway	3 do	do	1	7 10 0
St. Gertrude and Three Rivers	Jean Dumais	3 do	do	1	3 15 0
St. Gervais and St. Lazare	André Bissonnet	3 do	do	1	3 2 6
St. Gervais and St. Michel	J. Turgeon	6 do	do	3	25 0 0
St. Gervais and St. Thomas	Prudent Gendreau	3 do	do	1	9 0 0
St. Grégoire and Three Rivers	A. Buisson	3 do	Vehicle	3	6 5 0

REPORT No. 2.—Detail of all payments made, &c.—(Continued.)

QUARTER ENDED 31ST MARCH, 1856.

Name of Route.	Name of Contractor or party receiving payment.	Period.	Mode of Conveyance.	Number of Trips per week.	Amount.
St. Hénédine and St. Marguerite.	Dan. Trachy.....	3 mon	Vehicle	2	£ 1 15 0
St. Hyacinthe and Yamaska.....	Joseph Hébert.....	3 do	do	2	11 15 0
St. Hyacinthe and Yamaska.....	Joseph Hébert.....	3 do	do	1	10 0 0
St. Isidore and St. Rémi.....	F. Desmarais.....	3 do	do	1	1 11 8
St. Jérôme and St. Thérèse.....	F. Dérocher.....	3 do	do	3	11 5 0
St. John's and West Farnham.....	A. Pickle.....	3 do	do	3	12 10 0
St. Martin and St. Thérèse.....	James Park.....	3 do	Horse or vehicle.....	3	8 10 0
St. Maurice and Three Rivers....	F. Duchesnay.....	3 do	do	2	5 0 0
St. Sophie and Sumerset.....	Honoré Hébert.....	3 do	do	1	2 18 6
St. Sylvester E. & St. Sylvester W.	George McCrea.....	3 do	do	1	1 5 0
St. Thomas and Vienna.....	Edwin Doty.....	6 do	Vehicle	6	25 0 0
St. Victoire and William Henry..	A. Crépeau.....	3 do	Horse or vehicle.....	3	2 12 0
St. Vincent and Walter's Falls....	Thomas P. Walter....	3 do	do	2	11 10 0
Sault St. Marie and United States	W. Parant.....	3 do	Ferry	1	1 11 3
Scott and Uxbridge.....	James Galloway.....	3 do	Horse or vehicle.....	2	4 7 6
Shakespeare and Wellesley.....	John Zœger.....	3 do	do	2	5 0 0
Shakespeare and West's Corners..	Wm. Cossey.....	3 do	do	2	11 17 6
Silverhill and Walsingham.....	W. Gordon.....	3 do	do	2	3 2 6
Sinclairville and York.....	James Boyd.....	3 do	do	1	3 5 0
Smith's Corners and Trenton....	W. Gerow.....	3 do	do	2	5 0 0
Smith's Falls and South Elmsley..	L. S. Willson.....	3 do	do	3	5 0 0
Sombra and Wilksburgh.....	E. Robson.....	3 do	On foot	1	2 8 9
South Bolton and Coolidge School House	A. M. Bullock.....	3 do	2	3 5 0
South and West Bolton, South Potton and Waterloo.....	Wm. Newton.....	3 do	Vehicle	3	31 5 0
South Westmeath and Westmeath	Sam. Wright.....	3 do	Horse or vehicle.....	3	9 15 0
Spike's Corners and Westport....	W. Dennison.....	3 do	do	1	11 5 0
Stanstead and Waterville.....	J. McGovern.....	3 do	Stage	6	18 12 6
Stirling and Wellman's Corners..	John Kelly.....	3 do	Horse or vehicle.....	1	2 10 0
Stoen and Tweed.....	Philip Huffman.....	3 do	do	2	2 10 0
Stouffville and Toronto.....	Jacob Brooks.....	3 do	Stage	6	20 0 0
Stratford and Woodstock.....	C. Coote.....	3 do	Vehicle	6	43 15 0
Thistleton and Toronto.....	Thomas Holmes.....	3 do	Stage	6	6 5 0
Thornhill and Toronto.....	Thomas Cook.....	3 do	do	6	16 5 0
Toronto and Yorkville.....	H. B. Williams.....	3 do	do	6	2 8 9
Tyreconnell and Wallacestown....	D. A. Gunn.....	3 do	Horse or vehicle.....	3	4 2 6
Delaware and London.....	A. Montgomery, gratuity for relinquishing Contract for Conveyance of Mails, without the usual notice.	15 0 0
Brockville.....	William H. Wilson, for payment of Tolls on Perth Road.....	3 months	5 0 0
Berthier (en haut).....	P. Riberdy—Ferriage of Mails across the L'Assomption River.	Summer Season	1 5 0
Suspension Bridge.....	New York Suspension Bridge Company, for Tolls.....	2 yrs & 5 mo.	140 11 8

Carried to Recapitulation at end of Report No. 2.—Total.....£ 10426 6 14

REPORT No. 2.—Detail of all payments made, &c.—(Continued.)

QUARTER ENDED 31ST MARCH, 1856.

CONVEYANCE OF MAILS TO AND FROM RAILROADS.

Name of Route.	Name of Contractor or party receiving payment.	Period.	Mode of Conveyance.	Number of Trips per week	Amount.
					£ s. d.
Aurora and Railroad Station...	John Kirsopp	3 months	Horse or vehicle.....	12	3 15 0
Aultsville and do	George Cook	3 do	do	12	3 15 0
Barrie and do	Thos. McNusland	3 do	do	12	15 12 6
Beachville and do	Wm. Hook, Junr	3 do	do	12	4 17 6
Bradford and do	George Douglass	3 do	do	12	8 15 0
Branchton and do	Jos. Burrows	3 do	do	12	3 5 0
Brockville and do	W. H. Willson	3 do	do	12	9 7 6
Bronte and do	E. E. Thompson	3 do	do	12	16 5 0
Chatham and do	Thos. M. Taylor	3 do	Vehicle	12	20 0 0
Chatham and do	Thos. M. Taylor	15 do	do	12	100 0 0
Conitcook and do	J. W. Nichols	3 do	Horse or vehicle.....	12	8 5 0
Collingwood and do	P. Ferguson	3 do	do	12	8 15 0
Compton and do	Warren Paige	3 do	do	12	14 12 6
Concord and do	J. Duncan	3 do	do	12	2 10 0
Cornwall and do	W. P. Pitts	3 do	do	12	9 15 0
Coteau Landing and do	A. McIn tyre	3 do	do	12	12 7 0
Creemore Mills and Sunnidale Station	E. Webster	3 do	do	3	11 5 0
Danville and Railroad Station	Geo. W. Harris	3 do	do	12	6 5 0
Detroit, Windsor and do	H. J. Oulette	3 do	do	as required	20 0 0
Dickinson's Landing and do	Adam Hanes	3 do	do	as required	4 17 6
Dundas and do	Wm. Taylor	3 do	do	as required	14 12 6
Edwardsburg and do	Wm. S. Akin	3 do	do	as required	4 17 6
Ekfrid and do	J. Miller	3 do	do	as required	6 5 0
Galt and do	F. Lowell	3 do	do	as required	19 10 0
Grimsby and do	R. F. Nelles	3 do	do	as required	8 2 6
Hamilton and Railway Depot	Edmund Ritchie	3 do	Vehicle	as required	89 10 0
Hamilton and do do	E. R. W. Green	3 do	do	as required	0 7 6
Harrietsville and Dorchester do	John McMillen	3 do	Horse or vehicle.....	2	5 17 0
Hemmingford and Railroad Station	Jos. Goodsell	3 do	do	2	2 8 9
Holland Landing and do	Saml. Darton	3 do	do	16	4 10 0
Ingersoll and do	Edwin Doty	3 do	Vehicle	as required	16 5 0
Innisfil and do	Benjamin Ross	3 do	Horse or vehicle.....	2	10 0 0
Kemptville and do	Robert Leslie	3 do	do	12	8 15 0
Komoka and do	O. D. Mabee	3 do	do	as required	3 15 0
L'Acadie and do	Leon Mailloux	3 do	do	12	6 10 0
Lachine and do	Michael Murphy	3 do	do	12	11 5 0
Lacolle and do	S. Lewis	3 do	do	12	4 17 6
Lancaster and do	D. Ross	3 do	do	12	14 12 6
Leftoy and do	D. Davidson	3 do	do	12	3 2 6
Lennoxville and do	J. P. Cushing	3 do	do	12	6 5 0

REPORT No. 2. Detail of all payments made, &c. (Continued.)

QUARTER ENDED 31ST MARCH, 1856.

CONVEYANCE OF MAILS TO AND FROM RAILROADS.

Name of Route.	Name of Contractor or party receiving payment.	Period.	Mode of Conveyance.	Number of Trips per week.	Amount.		
					£	s.	d.
London and Railroad Station....	Nelson Payne	3 months	Vehicle	as re-quired	35	15	0
Long Island Locks and do	W. Caikin	3 do	Horse or vehicle.....	3	4	10	0
Maitland and do	D. Duñham	71 days	do	12	2	17	9
Maple and do	Joseph Gordon	3 months	do	6	4	17	6
Matilda and do	George Brown	3 do	do	12	5	12	6
Melbourne and do	L. Thomas	3 do	do	24	14	12	6
Montreal and Lachine R.R. Depôt.	Joseph Chase	3 do	Vehicle	12	4	17	6
Montreal and Point St. Charles Railway Depôt.....	Joseph Chase	3 do	do	12	29	5	0
Morrisburg and do	Wm. Van Allen	3 do	Horse or vehicle.....	12	6	5	0
Moulinette and do	Mary M. Tait	3 do	do	12	4	17	6
Mount Brydges and do	E. Mitchell	3 do	do	as re-quired	1	17	6
Newburg and do	A. J. McRea	3 do	do	24	3	15	0
Newmarket and do	Patrick Dalton	3 do	do	24	2	10	0
Niagara and Steamboat Landing	Jas. Elliott	65 days	Vehicle	18	16	5	0
Oakville and Railroad Station	John D. Holden	3 months	do	24	16	5	0
Otawabee and do	Thos. Drummond.....	3 do	Horse or vehicle.....	12	9	15	0
Point Levi and do	R. Buchanan	3 do	do	12	5	0	0
Port Credit and do	R. Cotton	3 do	do	12	6	10	0
Prescott and do	J. S. Gilman	3 do	Vehicle	12	9	7	6
Preston and do	J. Hespeler.....	3 do	Horse or vehicle.....	as re-quired	13	0	0
Princeton and do ..	A. Milmin	3 do	do	6	3	2	6
Richmond Hill and do	John Maguire	3 do	do	6	12	10	0
Rochester and do	J. Oulette	3 do	do	6	2	10	0
St. Anne Bout de L'Isle and do....	J. Tramblay	3 do	do	12	6	10	0
St. Catherines and do	George Forbes.....	3 do	Vehicle	as re-quired	22	15	0
St. Christophe and Arthabaska Station	Narcisse Godet.....	3 do	Horse or vehicle.....	3	6	5	0
St. Hyacintho and Railroad Station	Alexis Lamarche	3 do	Vehicle	24	9	15	0
Seueca and do	John Pollock	28 days	Horse or vehicle.....	as re-quired	0	19	24
Sherbrooke and do	E. Cheney	3 months	Vehicle	12	9	15	0
Somerset and do	Antoine Vallée	3 do	Horse or vehicle.....	6	7	16	0
Soraba and do	L. B. Warner	3 do	do	12	1	10	0
Spencerville and do	W. B. Imrie	3 do	do	6	3	15	0
Stanfold and do	Jas. Huston	3 do	do	6	5	0	0
Sunnidale and Nottawasaga Railroad Station	Alexander Gillespie.....	3 do	do	as re-quired	4	17	6
Suspension Bridge and Railroad Station	George Duncan	3 do	Vehicle	as re-quired	39	0	0
Thornhill and do	Jas. Hugo	3 do	Horse or vehicle.....	12	12	10	0

REPORT No. 2.—Detail of all payments made, &c.—(Continued.)

QUARTER ENDED 31st MARCH, 1856.

CONVEYANCE OF MAILS TO AND FROM RAILROADS.

Name of Route.	Name of Contractor or party receiving payment.	Period.	Mode of Conveyance	Number of Trips per week.	Amount.
					£ s. d.
Thorold and Railroad Station	Isaac Head	3 months	H. or veh.	12	12 10 0
Toronto and do	James Mink	3 do	Veh.	as required	91 5 0
Toronto and do	M. Scott	3 do	do	12	26 0 0
Vaudreuil and do	Charles Proulx	3 do	H. or veh.	12	9 15 0
Warwick and do	E. Farwell	3 do	do	12	3 2 6
Waterville and do	H. McDougal	3 do	do	6	2 10 0
West Osgoode and do	R. Davis	3 do	do	3	2 10 0
Woodstock and do	D. Quinton	3 do	Veh.	as required	0 8 9
Carried to Recapitulation at end of Report No. 2.—Total					£ 1,024 19 5 1/2

CONVEYANCE OF MAILS BY STEAMERS.

Oswego and Toronto	Thomas Hamilton	S. season.	6	216 0 0
Carried to Recapitulation at end of Report No. 2.—Total				£ 216 0 0

CONVEYANCE OF MAILS BY RAILROADS.

Grand Trunk Railroad Company	Benjamin Holmes	On account.		2500 0 0
Great Western Railroad Company	Plummer Dunn	do		2000 0 0
Cobourg and Peterboro'	H. J. Rutlan	3 months	6	62 10 0
Montreal, Rouse's Point & St. John's	W. A. Merry	3 do	146 tr. at 22s 6d e	261 0 0
Montreal and Plattsburg	Thomas R. Johnson	3 do	6	48 15 0
Montreal, Rouse's Point & St. John's	John Morris		3 tr.	17 10 0
Ottawa and Prescott	Treasurer O. P. R. R. Co.	3 months	6	150 0 0
Rutland and Troy, special service	W. S. Eddy		1 tr.	25 0 0
Montreal and Plattsburg	Thomas R. Johnson	3 months	6	48 15 0
Montreal and Plattsburg	Thomas R. Johnson	3 do	6	49 7 6
Carried to Recapitulation at end of Report No. 2.—Total				£ 5162 17 6

REPORT No. 2.—Detail of all payments made, &c.—(Continued.)

QUARTER ENDED 31ST MARCH, 1856.

BACK QUARTER.

Name of Route.	Name of Contractor or party receiving payment.	Period.	Mode of Conveyance.	Number of Trips per week.	Amount.			
					£	s.	d.	
Belford and Markham, serving Cedar Grove	William Harper	1 month	Horse or vehicle.....	2	1	5	0	
Boscobel and Roxton Falls	William Hackwell	2 months	do	1	1	2	6	
Boscobel and Roxton Falls.....	William Hackwell.....	3 do	do	1	1	12	6	
Bronte and Station	E. Thompson	29 days	Vehicle	12	5	2	5	
Cape Rich and St. Vincent.....	R. Cox.....	21 do	Horse or vehicle.....	2	1	17	1	
Cape Vincent and Kingston	George Mink	3 months	Ferry	6	14	7	6	
Chippawa, Niagara & Susp. Bridge	James E. Umphries ..	14 days	Vehicle	6	9	3	9	
Coteau Landing and Station.....	A. H. McIntyre.....	37 do	Horse or vehicle.....	12	5	17	2	
Dudswell and Weedon.....	Siméon Fontaine	3 months	Not specified	2	5	15	0	
Dudswell and Weedon.....	Siméon Fontaine	1 month	do	2	1	18	4	
Flos and Jarratt's Corners.....	Thomas Jarratt	3 months	Horse or vehi.	2	6	0	0	
L'Islet and St. Cyrille	J. B. Cloutier.....	3 do	do	2	4	11	0	
L'Islet and St. Cyrille.....	J. B. Cloutier.....	3 do	do	2	4	11	0	
L'Islet and St. Cyrille.....	J. B. Cloutier.....	3 do	do	2	4	11	0	
L'Original, Monte Bello, Papineauville and Steamboat Landing.	Charles Magore	3 do	do	10	6	3	
Montreal P.O. & Lachine Railroad Station.....	Joseph Chase	27 days	Vehicle	12	1	13	9	
Mount Brydges & Railroad Station	E. Mihell	6 months	Horse or vehicle..	6	3	15	0	
New Hamburg and Preston.....	F. Lowell	3 do	do	6	28	0	0	
New Liverpool, St. Jean Chrysos tôme and St. Lambert	P. Giroux	3 do	do	1 & 2	4	10	0	
Oakville Road and Omagh.....	William Henderson...	3 do	do	3	3	15	0	
Oakville and Station.....	J. D. Holden	29 days	do	24	5	2	5	
Olterville and Simeoe.....	George Babeock	3 months	Stage	3	21	5	0	
Port Burwell & Steamboat Landing	J. Pitcher	7 weeks	Not specified	4	5	5	0	
St. Anne bout de l'Isle & R.R. Station	J. Tremblay	37 days	Horse or vehicle.....	12	3	1	8	
St. Barnabé and Yamachiche....	Luc Bellemare.....	3 months	do	2	4	10	0	
St. Barnabé and Yamachiche....	Luc Bellemare.....	3 do	do	2	4	10	0	
St. Barnabé and Yamachiche....	Luc Bellemare.....	3 do	do	2	4	10	0	
St. Jervais and St. Thomas	Prudent Gendreau ..	1 month	do	1	3	0	0	
St. Thomas B. and Lanoraie Station	L. Voligny	7 months	do	3	2	18	1½	
Vaudreuil and Station	Charles Proule.....	37 days	do	12	4	12	6	
Carried to Recapitulation at end of Report No. 2.—Total.....					£	178	8	11½

(REPORT No. 2.—(Continued:))

Detail of all payments made for making and repairing Mail Bags, Mail Locks, &c.
during the year ended 31st March, 1856.

QUARTER ENDED 31ST MARCH, 1856.

Tradesmen's Names.	Particulars of Disbursements.	Amount.
		£ s. d.
Donald Campbell	Repairing Mail Bags, &c.	6 10 4
George Cox	Leinen Bags for P. O. D., London	9 18 0
R. & J. Darch	4 dozen Leather Labels.	1 10 0
R. & J. Darch	Leather Labels for bags.	1 4 0
R. Dean	For Mail Bags	330 9 0
Mrs. Fenwick	Making Canvas Bags	3 18 6
Samuel Heakes	Canvas for making Mail Bags	28 7 7
H. C. Jones	Patent Iron Mail Padlocks	141 1 0
Mary Quin	Making Canvas Mail Bags	4 5 7½
Hannah Welch	Making Canvas Mail Bags	1 15 0
J. Aberneathy	Repairing Mail Bags	0 5 0
John Sunner	Repairing Mail Bag	0 1 3
Andrew Dunlop	Repairing Mail Bags	0 4 4½
Jacob Eysterberty	Repairing Mail Bag	0 5 0
John Cathcart	Repairing Mail Bags.	0 5 7½
Lucie Bouchard	Canvas Mail Bags	0 10 0
D. Tremblay	Repairing a Mail Bag.	0 2 9
H. Wood	Repairing a Mail Bag	0 1 3
J. Quarry	Repairing Mail Bags	0 15 0
Messrs. Field & Davidson	Repairing Mail Bags, &c.	7 14 6
G. Louis	Oiling and repairing Mail Bags	0 2 6
N. Lavoie	Repairing Mail Bags	0 2 0
J. Zettman	Repairing a Mail Bag	0 3 9
Thomas Murphy	Repairing Mail Bags, &c	12 15 5
F. X. Castonguez	Repairing a Mail Bag	0 2 6
Kiehl & Co.	Lettering 3 Mail Bags	0 3 9
J. Desforges	Repairing Mail Bag	0 0 5
Thomas Turner	Repairing Mail Bag	0 3 1½
William Hewitt	Repairing Mail Bag	0 1 10½
C. Cartwright	Repairing Mail Bag	0 1 3
E. Goddard	Repairing Mail Bag	0 0 7½
G. Logan	Repairing Mail Bag	0 1 3
C. Carryer	Repairing Mail Bag	0 1 3
F. Dilton	Repairing Mail Bag	0 1 3
Carried to Recapitulation at end of Report No. 2.—Total		£ 553 4 9

REPORT No. 2.—(Concluded.)

YEAR ENDED 31ST MARCH, 1856.

RECAPITULATION.				£ s d.	£ s d.
Conveyance of Mails by Land, Quarter ended 30th June, 1855			£ 9367 3 11½	9735 7 6½	
Do do do Back Quarters			368 3 7		
Do do Quarter ended 30th September, 1855			9143 19 1½	9346 19 7½	
Do do do Back Quarters			203 0 6		
Do do Quarter ended 31st December, 1855			9974 17 7½	10193 1 10½	
Do do do Back Quarters			218 4 3		
Do do Quarter ended 31st March, 1856			10426 6 1½	10004 15 1	39880 4 1½
Do do do Back Quarters			178 8 11½		
Conveyance of Mails to and from Railroads, Quarter ended 30th June, 1855				696 19 2	3204 11 4½
Do do do do 30th September, 1855			714 18 3		
Do do do do 31st December, 1855			827 14 6		
Do do do do 31st March, 1856			1024 19 5½		
Conveyance of Mails by Steamers, Quarter ended 30th June, 1855				3159 7 6	12096 12 0
Do do do do 30th September, 1855			4574 12 0		
Do do do do 31st December, 1855			4146 13 3		
Do do do do 31st March, 1856			216 0 0		
Conveyance of Mails by Railroads, Quarter ended 30th June, 1855				1919 12 6	10760 15 0
Do do do do 30th September, 1855			1518 5 0		
Do do do do 31st December, 1855			2160 0 0		
Do do do do 31st March, 1856			5102 17 6		
For Making and Repairing Mail Bags, Mail Locks, &c., Quarter ended 30th June, 1855				94 6 1	777 1 11½
Do do do do do 30th Sept., 1855			31 9 8½		
Do do do do do 31st December, 1855			98 1 5		
Do do do do do 31st March, 1856			553 4 9		
Year ended 31st March, 1856				£ 66779 5 2½	

ROBERT SPENCE,
Postmaster General.

E. J. KING,
Accountant.

REPORT No. 3.

A REPORT in detail of all charges for Salaries and Commissions, showing in each case, the name of the person, the service or duty performed, and the amount paid for the year ended 31st March, 1856.

NAME.	SERVICE.	AMOUNT.
<i>Post Office Department.</i>		£ s. d.
W. H. Griffin	Secretary	565 0 0
Do	Arrears of salary from 1st Jan. to 31st March, 1855, as per "Act" founded under authority of Hon. Wm. Copley's Resolutions	15 0 0
E. F. King	Chief Clerk	360 0 0
Do	Arrears of salary, as per authority above noted	15 0 0
C. R. Griffin	1st Clerk	238 0 0
Do	Arrears of salary, as per authority above noted	12 0 0
H. S. Weatherly	2nd Clerk	225 0 0
Do	Arrears of salary, as per authority above noted	11 5 0
W. G. Sheppard	3rd Clerk	200 0 0
Do	Arrears of salary, as per authority above noted	12 10 0
J. Ashworth	Cashier	360 0 0
Do	Arrears of salary, as per authority above noted	15 0 0
E. J. King	Accountant	490 0 0
Do	Arrears of salary, as per authority above noted	15 0 0
R. M. Julian	Senior Clerk	300 0 0
Do	Arrears of salary, as per authority above noted	12 10 0
E. C. Hayden	Senior Clerk	288 0 0
Do	Arrears of salary, as per authority above noted	12 0 0
D. M. Wright	Senior Clerk	250 0 0
Do	Arrears of salary, as per authority above noted	12 10 0
Robert Oliver	Senior Clerk	250 0 0
Do	Arrears of salary, as per authority above noted	12 10 0
D. Lawson	Senior Clerk	268 15 0
Do	Arrears of salary, as per authority above noted	12 10 0
J. Audette	Junior Clerk	187 10 0
Do	Arrears of salary, as per authority above noted	9 7 6
C. R. Mackenzie	Junior Clerk	117 8 1
Do	Arrears of salary, as per authority above noted	6 5 0
J. C. Stewart	Junior Clerk	125 0 0
Do	Arrears of salary, as per authority above noted	6 5 0
John Brophy	Junior Clerk	75 0 0
J. T. McCuaig	Inspector of Dead Letters	300 0 0
Do	Arrears of salary, as per authority above noted	15 0 0
Joseph Macdonagh	Clerk to Inspector of Dead Letters	125 0 0
Do	Arrears of salary, as per authority above noted	6 5 0
John Boyd	Temp. Clerk, —71 days at 10s. per day, from Jan. 9 to March 31, '56	35 10 0
W. D. LeSueur	27 days at 7s 6d. per diem, and 22 do. at 10s. per do.	28 2 6
Smith Allen	Messenger, Salary from 1st April to 30th September, 1855.	46 17 6
Do	Arrears of salary, as per authority above noted	4 13 9
John Hennefin	Assistant Messenger, from 1st April to 30th September, 1855.	41 5 0
Do	Messenger, from 1st October, 1855, to 31st March, 1856.	46 17 8
Do	Arrears of salary, as per authority above noted	4 2 6
Michael Lawlor	Assistant Messenger, from 1st October, 1855, to 31st March, 1856.	15 0 0
Do	Labourer, from 10th July to 30th September, 1856	5 6 8
W. F. Taylor	Labourer, from 1st April to 30th June, 1855	13 10 0
John Yorick	Labourer, from 20th November to 19th December, 1855	6 15 0
Thomas Ward	Labourer, from 1st January to 31st March, 1856	15 16 0
E. S. Freer	Post Office Inspector, Canada East.	490 0 0
Do	Arrears of salary, as per authority above noted	15 0 0
C. W. Hayden	1st Clerk	200 0 0
Do	Arrears of salary, as per "Scale of salaries for the payment of Inspector's Clerks, taking effect from 1st January, 1855"	12 10 0
James F. Loofs	Messenger, from 1st April to 31st December, 1855	22 10 0
Do	2nd Clerk, from 1st January to 31st March, 1856	15 0 0
Michael Mullin	Labourer, —Wages for duties performed connected with Post Office Building, Montreal, from 13th August to 31st March, 1856.	38 13 4
H. A. Wicksteed	Post Office Inspector, Kingston	490 0 0
Do	Arrears of salary, as per authority above noted	15 0 0

REPORT No. 3.—Detail of all charges for Salaries, &c.—Year ending 31st March, 1856.—(Continued.)

NAME.	SERVICE.	AMOUNT.		
		£	s.	d.
T. A. Mulkins	Clerk	150	0	0
Do	Arrears of salary as per "Scale of salaries for the payment of Inspectors' Clerks, taking effect from 1st January, 1855"	6	5	0
John Dewe	Post Office Inspector, Toronto Division	490	0	0
Do	Arrears of salary from 1st January to 31st March, 1855, as per "Act" founded under authority of Hon. Wm. Cayley's Resolutions	15	0	0
H. W. Jackson	1st Clerk	250	0	0
Do	Arrears of salary as per "Scale of salaries" above noted	12	10	0
J. T. Medworth	2nd Clerk	189	11	8
Do	Arrears of salary as per authority above noted	6	5	0
Gilbert Griffin	Post Office Inspector, London Division	400	0	0
Do	Arrears of salary, as per authority above noted	15	0	0
George Cox	1st Clerk	175	0	0
Do	Arrears of salary as per "Scale of salaries" above noted	6	5	0
P. E. Bucke	2nd Clerk, from 1st January to 31st March, 1856	31	5	0
R. Potter	Messenger, from 26th Nov. to 8th Dec, 1855, 12 days, at 3s. 1½d.	1	17	6
R. Dougan	Messenger, for fortnight ending 24th December, 1855	2	10	0
R. Potter	Messenger, from 1st to 21st January, 1856	3	7	0
V. H. Byron	Messenger, from 22nd January to 31st March, 1856	11	13	0
<i>Quebec Post Office.</i>				
John Sewell	Postmaster	490	0	0
Do	Arrears of salary, from 1st January to 31st March, 1855, as per "Act" founded under authority of Hon. W. Cayley's Resolutions	15	0	0
Robert J. Patton	Chief Clerk	250	0	0
Do	Arrears of salary, as per "Scale of salaries" for the payment of Clerks in City Post Offices, taking effect from 1st January, 1855	12	10	0
David Logie	Senior Clerk	225	0	0
Do	Arrears of salary, as per "Scale of salaries" above noted	12	10	0
Robert Glover	Clerk, 4th class	235	1	8
Do	Arrears of salary, as per "Scale of salaries" above noted	11	5	0
F. M. Becot	Clerk, 4th class	200	0	0
Do	Arrears of salary, as per "Scale of salaries" above noted	10	0	0
F. Valois	Money Order Clerk	180	0	0
Do	Arrears of salary, as per "Scale of salaries" above noted	7	10	0
P. Venner	Clerk, 3rd class	175	0	0
Do	Arrears of salary, as per "Scale of salaries" above noted	8	15	0
P. Gingras	Clerk, 2nd class	148	6	8
Do	Arrears of salary, as per "Scale of salaries" above noted	6	17	6
John Brophy	Clerk, second class, from 1st April to 30th September, 1855	70	5	10
Do	Arrears of salary, as per "Scale of salaries" above noted	6	17	6
Benjamin Lacasse	Clerk, 1st class	125	0	0
Do	Arrears of salary, as per "Scale of salaries" above noted	3	2	6
John Gray	Clerk, 1st class	125	0	0
Do	Arrears of salary, as per "Scale of salaries" above noted	6	5	0
J. C. Boldue	Clerk, 1st class	125	0	0
Do	Arrears of salary, as per "Scale of salaries" above noted	6	5	0
J. O. Brunet	1st Letter-carrier	150	0	0
Do	Arrears of salary, as per "Scale of salaries" above noted	3	2	6
J. Bouchard	2nd Letter-carrier	140	0	0
Do	Arrears of salaries, as per "Scale of salaries" above noted	3	15	0
S. Johnson	3rd Letter-carrier	140	0	0
Do	Arrears of salary, as per "Scale of salaries" above noted	3	15	0
Thomas Sammons	4th Letter-carrier	90	0	0
Do	Arrears of salary, as per "Scale of salaries" above noted	2	10	0
Timothy Daly	Messenger	60	0	0
Do	Arrears of salary, as per "Scale of salaries" above noted	3	0	0
Mrs. M. Davison	House-keeper	15	0	0
<i>Montreal Post Office.</i>				
A. LaRocque	Postmaster, from 1st April to 30th June, 1855	100	0	0
Dr. J. B. Meilleur	Do from 1st July, 1855 to 31st March, 1856	375	0	0
P. W. Cooper	1st Clerk	300	0	0
Do	Arrears of salary, as per authority above noted	18	15	0
G. E. Laughlin	2nd Clerk	250	0	0
Do	Arrears of salary, as per authority above noted	13	10	0

REPORT No. 3.—Detail of all charges for Salaries, &c.—Year ending 31st
March, 1856.—(Continued.)

NAME.	SERVICE.	AMOUNT.		
		£	s.	d.
B. McEvenue	3rd Clerk	250	0	0
Do	Arrears of salary as per "Scale of salaries for the payment of Clerks in City Post Offices, taking effect from 1st January, 1855."	12	10	0
M. Emery	4th Clerk, from 1st April, 1855, to 31st January, 1856	187	10	0
Do	Arrears of salary, as per "Scale of salaries" above noted	11	5	0
H. A. R. Huddell	5th Clerk	200	0	0
Do	Arrears of salary, as per "Scale of salaries" above noted	10	0	0
M. D. Simpson	6th Clerk, including arrears from 1st Oct. '54 to 31st March, 1855	210	0	0
Do	Arrears of salary as per "Scale of salaries" above noted	15	0	0
M. Murphy	7th Clerk	200	0	0
Do	Arrears of salary, as per "Scale of salaries" above noted	10	0	0
U. Benoit	8th Clerk	150	0	0
Do	Arrears of salary, as per "Scale of salaries" above noted	9	7	6
J. McKeon	9th Clerk	150	0	0
Do	Arrears of salary, as per "Scale of salaries" above noted	9	7	6
A. St. Jean	10th Clerk	140	0	0
Do	Arrears of salary, as per "Scale of salaries" above noted	6	17	6
A. Robertson	11th Clerk	125	0	0
Do	Arrears of salary, as per "Scale of salaries" above noted	6	5	0
L. Mulard	12th Clerk	125	0	0
Do	Arrears of salary, as per "Scale of salaries" above noted	6	5	0
John Muir	13th Clerk, from 14th January to 31st March, 1856	28	14	6
James Simpson	Money Order Clerk	250	0	0
Do	Arrears of salary, as per "Scale of salaries" above noted	12	10	0
J. Maitland	Book-keeper	225	0	0
Do	Arrears of salary, as per "Scale of salaries" above noted	11	5	0
W. McGillvray	Assistant Book-keeper	122	18	4
Do	Do from 1st April to 31st May, 1855	13	6	8
J. Quinlan	Assistant Clerk, from 1st June to 20th October, 1855	71	0	0
H. Lacroix	1st Letter Carrier	140	0	0
P. Reilly	Do	5	0	0
J. Drew	2nd Letter Carrier	140	0	0
Do	Arrears of salary, as per "Scale of salaries" above noted	5	0	0
A. Anger	3rd Letter Carrier	140	0	0
Do	Arrears of salary, as per "Scale of salaries" above noted	5	0	0
L. Lafrcain	4th Letter Carrier	140	0	0
Do	Arrears of salary, as per "Scale of salaries" above noted	5	0	0
A. B. Dorval	Temp. Letter Carrier, from 29th Dec., 1855, to 31st March, 1856	36	3	0
J. Mullin	Messenger	96	0	0
Do	Arrears of salary, as per "Scale of salaries" above noted	5	5	0
W. Finton	Assistant Messenger	75	0	0
Do	Arrears of salary, as per "Scale of salaries" above noted	2	10	0
D. Hasset	Labourer from 1st to 30th April, 1855	3	15	0
<i>Kingston Post Office.</i>				
R. Deacon	Postmaster	460	0	0
Do	Arrears of salary, from 1st January to 31st March, 1855, as per "Act" founded under authority of Hon. W. Cayley's Resolutions	15	0	0
D. Delaney	1st Clerk	225	0	0
Do	Arrears of salary, as per "Scale of salaries" above noted	11	5	0
A. Magurn	2nd Clerk	200	0	0
Do	Arrears of salary, as per "Scale of salaries" above noted	10	0	0
J. Comerford	3rd Clerk	160	0	0
Do	Arrears of salary, as per "Scale of salaries" above noted	5	12	6
A. Smith	4th Clerk, from 15th September, 1855, to 31st March, 1856	67	14	2
James Farrell	1st Letter Carrier	110	0	0
Do	Arrears of salary, as per "Scale of salaries" above noted	5	0	0
John Kelly	2nd Letter Carrier	75	0	0
Do	Arrears of salary, as per "Scale of salaries" above noted	3	15	0
<i>Toronto Post Office.</i>				
Joseph Lesslie	Postmaster	490	0	0
Do	Arrears of salary, from 1st January to 31st March, 1855, as per "Act" founded under authority of Hon. W. Cayley's Resolutions	15	0	0
M. Sweetnam	Chief Clerk	250	0	0
Do	Arrears of salary, as per "Scale of salaries" above noted	12	10	0

REPORT No. 3.—Detail of all charges for Salaries, &c.—Year ending 31st March, 1856. (Continued.)

NAME	SERVICE	AMOUNT.		
		£	s.	d.
G. H. Backus	Registry Clerk	180	0	0
Do	Arrears of salary, as per "scale of salaries for the payment of Clerks in City Post Offices, taking effect from 1st Jany., 1855"	7	10	0
R. C. Backus	Clerk, 3rd class, from 1st April to 31st May, 1855	26	18	4
H. A. Johnson	Clerk, 3rd class	200	0	0
Do	Arrears of salary, as per "Scale of salaries" above noted	10	0	0
J. H. Davis	Clerk, 3rd class	200	0	0
Do	Arrears of salary, as per "Scale of salaries" above noted	10	0	0
John Carruthers	Clerk, 3rd class	175	0	0
Do	Arrears of salary, as per "Scale of salaries" above noted	8	15	0
Andrew Fenwick	Clerk, 2nd class	140	0	0
Do	Arrears of salary, as per "Scale of salaries" above noted	6	17	6
Daniel Spry	Clerk, 1st class	125	0	0
Do	Arrears of salary, as per "Scale of salaries" above noted	6	5	0
Alexander Graham	Clerk, 1st class	125	0	0
Do	Arrears of salary, as per "Scale of salaries" above noted	6	5	0
Robert Spence	Clerk, 1st class, from 1st to 16th April, 1855	5	0	0
Alfred Barley	Do from 17th April, 1855 to 31st March, 1856	120	14	4
R. N. Habbins	Do from 25th April, 1855 to 31st March, 1856	116	6	1
Alfred Cooper	Do from 11th June, 1855 to 31st March, 1856	160	5	3½
Jos. Robison	Do from 15th January to 31st March, 1856	26	12	10
Aylmer Langley	Do from 16th January to 31st March, 1856	26	6	10
Thos. T. Carpenter	Do from 20th February to 31st March, 1856	13	16	8
Wm. Fenwick	Messenger	85	0	0
<i>Hamilton Post Office.</i>				
E. Ritchie	Postmaster	490	0	0
Do	Arrears of salary, from 1st January to 31st March, 1855, as per "Act" founded under authority of Hon. W. Cayley's Resolutions	15	0	0
F. C. Ritchie	Chief Clerk	250	0	0
Do	Arrears of salary, as per "Scale of salaries" above noted	12	10	0
Charles Howard	Clerk, 3rd class	200	0	0
Do	Arrears of salary, as per "Scale of salaries" above noted	10	0	0
Alfred Crisp	Clerk, 3rd class	200	0	0
Do	Arrears of salary, as per "Scale of salaries" above noted	10	0	0
J. B. Eager	Clerk, 2nd class	150	0	0
Do	Arrears of salary, as per "Scale of salaries" above noted	6	5	0
H. A. Eager	Clerk, 1st class	128	15	0
Do	Arrears of salary, as per "Scale of salaries" above noted	6	5	0
D. McKinnon	Clerk, 1st class, from 1st April to 12th September, 1855	56	4	11
Do	Arrears of salary, as per "Scale of salaries" above noted	6	5	0
John Smith	Clerk, 1st class	125	0	0
Do	Arrears of salary, as per "Scale of salaries" above noted	6	5	0
George Armstrong	Clerk, 1st class, from 11th September, 1855 to 31st March, 1856	69	1	5
H. Colbeck	Money Order Clerk	160	0	0
Do	Arrears of salary, as per "Scale of salaries" above noted	12	1	8
J. Regan	Labourer, from 16th February to 31st March, 1856	9	7	6
<i>London Post Office.</i>				
L. Lawless	Postmaster, from 1st July, 1855 to 31st March, 1856	345	0	0
R. Spence	1st Clerk, from 1st July, 1855 to 31st March, 1856	160	0	0
J. C. Dawson	2nd do from 1st July, 1855 to 31st March, 1856	131	5	0
John Maitland	3rd do from 1st July, 1855 to 31st March, 1856	112	10	0
Joseph Gordon	4th do from 1st July 1855 to 31st March, 1856	105	0	0
Joseph Webster	5th do from 1st July 1855 to 31st March, 1856	93	15	0
R. D. Campbell	6th do from 10th December, 1855 to 31st March, 1856	38	10	10½
John Nicholls	Porter, from 1st July to 9th December, 1855	13	5	0
<i>Susp. Bridge Post Office.</i>				
G. Wilson	Assistant Postmaster	125	0	0
<i>British Mail Conductors.</i>				
Thos. O. Butler	British Mail Conductor	225	0	0

REPORT No. 3.—Detail of all charges for Salaries, &c.—Year ending 31st March, 1856.—(Continued.)

NAME.	SERVICE.	AMOUNT.
		£ s. d.
A. De Gaspe	British Mail Conductor	200 10 0
Robert McGillivray	Do do	213 18 6
Do	Arrears of Salary as per "Scale of salaries for the payment of Railway Post Office Clerks and Guards" taking effect from 1st January, 1855	12 10 0
J. McNamee	British Mail Conductor, from 1st April to 31st August, 1855	93 15 0
Martin Malone	British Mail Conductor	225 0 0
<i>Railway Mail Clerks.</i>		
Frank Ansty	From 1st April to 30th September, 1855	62 10 0
Robert Ansty	Do	180 0 0
Do	Arrears of salary, as per "Scale of salaries" above noted	7 10 0
Wm. Beemer	Do	150 0 0
Do	Arrears of salary, as per "Scale of salaries" above noted	6 5 0
Wm. Cuppage	Do	180 0 0
Do	Arrears of salary, as per "Scale of salaries" above noted	7 10 0
John E. Davis	From 1st April to 4th August, 1855	51 10 0
A. Drysdale	Do	200 0 0
Do	Arrears of salary, as per "Scale of salaries" above noted	12 10 0
Alexander McCarthy	Do	140 0 0
Do	Arrears of salary, as per "Scale of salaries" above noted	5 0 0
Thomas McCormick	From 10th September, 1855, to 31st March, 1856	83 11 2
P. Madden	Do	137 10 0
H. A. Murphy	Do Do	179 11 3
Do	Arrears of salary, as per "Scale of salaries" above noted	7 10 0
J. T. C. Murphy	Do	180 0 0
Do	Arrears of salary, as per "Scale of salaries" above noted	7 10 0
P. Purden	Do	180 0 0
Do	Arrears of salary, as per "Scale of salaries" above noted	7 10 0
D. A. Ross	Do	150 0 0
F. W. Smith	From 1st April to 31st July, 1855	50 0 0
George Snaod	Do	150 0 0
Do	Arrears of salary, as per "Scale of salaries" above noted	6 5 0
L. Thomas	Do	150 0 0
Do	Arrears of salary, as per "Scale of salaries" above noted	7 10 0
Charles S. Walker	From 1st December, 1855, to 31st March, 1856	50 0 0
C. F. Weyland	Do	130 0 0
Do	Arrears of Salary, as per "Scale of salaries" above noted	5 0 0
J. Wynn	Do	180 0 0
Do	Arrears of salary, as per "Scale of salaries" above noted	7 10 0
A. Carruthers	Service as a temporary Railway Mail Clerk, 2 days	1 10 0
H. Johnson	Do do do 6 days	4 10 0
<i>Railway Mail Guards.</i>		
George McDonnell	From 1st August, 1855, to 31st March, 1856	80 0 0
Melvin Moe	From 20th October, 1855, to 31st January, 1856	33 17 6
George Ridler	From 1st December, 1855, to 31st March, 1856	40 0 0
S. Smith	Do	125 0 0
Do	Arrears of salary, as per "Scale of salaries" above noted	5 0 0
W. F. Parsons	From 1st February to 31st March, 1856	20 0 0
P. W. Farquhar	Temporary Railway Mail Guard 2 months, to 11 May, 1855	20 0 0
Do	Do do from 19th February to 31st March, 1856	17 0 8
R. W. Weyland	From 1st to 20th October, 1855	6 9 0
A. D. Clement	From 17th September to 22nd October, 1855	15 12 6
<i>Steamboat Mail Conductors.</i>		
R. Bengough	From 20th April to 30th November, 1855	91 13 4
E. Burritt	From 25th June to 7th December, 1855	68 3 11
Andrew Carruthers	From 19th April to 30th November, 1855	92 1 4
Thomas Doody	Do	155 15 0
Do	Arrears of salary as Mail Conductor for Navigable Season of 1853	10 0 0
P. Pennoek	From 21st May, 1855, to 31st March, 1856	129 10 8
Alexander Smyth	From 21st July to 21st Nov., and from 9th to 15th Dec., 1855	53 2 6

REPORT No. 3.—Detail of all charges for Salaries, &c.—Year ending 31st March, 1856.—(Continued.)

NAME.	SERVICE.	AMOUNT.
T. Telfer	During season of Navigation	87 10 0
Do	Railway Mail Guard from 1st January to 31st March, 1856	30 0 0
G. W. Chase (acting)	Occasional services on board Steamers and Railroad Cars, from 25th March to 3rd June, 1855	15 0 0
A. Walmsley	Temporary Conductor from 21st April to 30th June, 1855	16 13 4
Do	For month of August, 1855	12 10 0
Do	Do December, 1855	12 10 0
Do	For Quarter ended 31st March, 1856	37 10 0
Andrew Orange	Temporary Conductor, attending to delivery of American Mails by Express Train, to Lake Champlain Steamers, during Summer of 1855	2 10 0
Wm. Nelson	Temporary Conductor in receiving and distributing closed Mail Bags by Express Trains at all the Stations on Montreal and Island Pond Route	2 10 0
David Turnbull	Do do do do do do do	2 10 0
T. W. Panneton	Wages to a man to take charge of, and exchange the Mails on the Industry and Lanoraie Rail Cars	7 6 0
Carried to end of Report No. 3.—Total		£ 27593 9 10

REPORT No. 3. — (Continued.)

A REPORT in detail of all charges for Salaries and Commissions, shewing in each case the name of the person, the service or duty performed, and the amount paid, for the year ended 31st March, 1856.

NAME.	OFFICE.	AMOUNT.
		£ s. d.
Abbott's Corners	Postmaster	0 19 9
Abbotsford	do	13 18 7 $\frac{1}{2}$
Abercorn	do	0 12 11 $\frac{1}{2}$
Aberfoyle	do	19 10 2 $\frac{1}{2}$
Acton	do	23 12 4 $\frac{1}{2}$
Actonvale	do	(Accounts not received.)
Adamsburg	do	1 12 1
Adamsville	do	3 11 0
Addison	do	14 19 6
Adelaide	do	21 6 9 $\frac{1}{2}$
Adjala	do	(Closed 30th June, 1855)
Admaston	do	2 18 1 $\frac{1}{2}$
Adolphustown	do	4 3 1 $\frac{1}{2}$
Albion	do	12 16 6 $\frac{1}{2}$
Aldboro'	do	47 18 3 $\frac{1}{2}$
Alexandria	do	22 17 8 $\frac{1}{2}$
Alfred	do	(From 1st June, 1855)
Allanburg	do	20 6 10 $\frac{1}{2}$
Allan Park	do	1 4 0
Allan's Corners	do	12 0 8
Allansville	do	5 9 7 $\frac{1}{2}$
Allisonville	do	7 15 1
Allumette Island	do	16 15 0
Alma	do	2 3 10
Alnwick	do	6 4 1
Alton	do	3 6 5
Altona	do	10 11 3 $\frac{1}{2}$
Alvinston	do	5 12 4
Ameliasburg	do	6 2 8 $\frac{1}{2}$
Amherstburg	do	3 5 4 $\frac{1}{2}$
Amherst Island	do	7 3 6
Amiens	do	83 12 3 $\frac{1}{2}$
Ancaster	do	10 8 9
Ancienne Lorette	do	11 15 5
Arlington	do	49 4 9
Arnprior	do	1 3 7
Arran	do	2 1 4
Artemesia	do	16 7 3
Arthabaska	do	10 17 11
Arthur	do	6 1 10 $\frac{1}{2}$
Arva	do	4 17 4 $\frac{1}{2}$
Ashburn	do	15 14 4
Ashfield	do	11 12 9
Ashgrove	do	9 1 5
Ashton	do	3 6 3
Asphodel	do	3 11 1
Atherly	do	8 8 7 $\frac{1}{2}$
Athlone	do	10 10 1 $\frac{1}{2}$
Athol	do	8 3 4
Auburn	do	3 3 8
Aughrim	do	7 8 7
Aultsville	do	2 11 5 $\frac{1}{2}$
Aurora	do	1 11 8 $\frac{1}{2}$
Avon	do	14 3 7
		31 14 1
		1413 1

REPORT No. 3.—Detail of all charges for Salaries, &c.—Year ending 31st
March, 1856.—(Continued.)

NAME.	OFFICE.	AMOUNT.
		£ s. d.
Avon Bank	Postmaster—(From 1st January, 1856)	0 8 0
Aylmer East	do	111 14 10
Aylmer West	do	52 1 5
Aylwin	do	2 10 10
Ayr	do	72 3 10
Baby's Point	do	5 1 5
Babyville	do	1 6 0
Baden	do	12 13 3
Bagot	do	6 19 8
Bagotville	do	5 4 0
Ballinafad	do	8 13 5
Balmoral	do	3 6 11
Baltimore	do	13 7 8
Bandon	(From 1st May, 1855)	0 15 7
Barnett	do	3 18 8
Barnston	do	16 13 10
Barrie	do	190 5 11
Bath	do	54 13 9
Batiscan	do	5 12 1
Batiscan Bridge	do	13 1 5
Battersea	do	2 13 2
Bayfield	do	45 17 6
Bayham	do	20 2 7
Beachville	do	33 7 0
Beamsville	do	44 6 2
Bearbrook	(From 1st July, 1855)	0 13 4
Beauharnois	do	31 5 2
Beaumont	do	4 10 8
Beauport	do	3 18 0
Beaverton	do	36 5 7
Becancour	do	19 12 4
Bedford	do	17 4 6
Belfast	do	2 5 11
Belford	do	5 12 10
Belfountain	do	1 15 3
Bellamy's Mills	do	8 15 5
Bell Rivière	do	7 6 8
Belleville	do	356 0 8
Bell Ewart	(From 1st October, 1855)	10 4 6
Bell's Corners	do	10 8 8
Belmont	do	15 1 8
Belœil	do	13 2 0
Benmiller	do	1 8 5
Bennies' Corners	(Closed during month of Jan., 1856)	3 2 4
Bentiuck	do	81 13 5
Berlin	do	135 10 9
Berthier en Bas	do	10 18 2
Berthier en Haut	do	100 11 10
Bervie	do	3 14 0
Beverly	do	13 12 8
Bic	do	20 4 4
Biddulph	do	5 7 7
Bimbrook	do	11 8 1
Birmingham	do	2 16 9
Bishops Mills	do	1 14 11
Black Creek	do	6 8 9
Blandford	{ Not in operation during the Qrs. } { ended Sept. 30 & Dec. 31, 1855 }	0 3 9

REPORT No. 3.—Detail of all charges for Salaries, &c.—Year ending 31st
March, 1856.—(Continued.)

NAME.	OFFICE.	AMOUNT.		
		£	s.	d.
Bloomfield	Postmaster	4	12	2½
Bloomsburg	do	6	13	0½
Bobcaygeon	do	1	1	7½
Bodmin	(From 1st July, 1855)	23	18	11½
Bond Head	do	3	19	0½
Bongard's Corners	do	20	13	9
Bosanquet	do			1 6
Boscobel	(From 1st August, 1855)	7	1	7
Boston	do	7	13	5½
Boucherville	do	17	11	½
Bourg Louis	do	194	19	0½
Bowmanville	do	75	18	3
Bradford	do	119	18	0
Brampton	do	6	18	10½
Branchton	do	27	5	8
Brant	do	352	12	1
Brantford	do			1 8 5½
Brewer's Mills	(From 1st October, 1855)	12		4½
Brewster	do	3	6	7½
Bridgenorth	do	13	1	6
Bridgeport	do	128	15	10
Brighton	do	9	10	4
Bristol	do	3	18	11½
Britannia Mills	do	5	8	8
Brock	do	1	16	7
Brock's Creek	(From 1st May, 1855)	365	11	11
Brockville	do	16	14	8½
Brome	do	1	15	1
Brompton	do	3	11	8½
Brompton Falls	(From 1st November, 1855)	22	3	7
Bronte	do	3	6	1
Brooke	do	40	14	4½
Brooklin	do	15	11	7
Brougham	do	0	15	4½
Broughton	do	7	10	
Brownsburg	do	4	18	6½
Brown's Corners	do	8	7	6
Brownsville	do	8	12	11½
Bruce	do	25	17	0½
Brucefield	do	30	0	10½
Bruce Mines	do	27	10	7½
Buckingham	do	80	18	9
Burford	do	13	0	6
Burgesville	do	5	6	11
Burnbrae	do	16	17	7½
Burnstown	do	18	15	9½
Burrit's Rapids	do	4	0	0
Bute	(From 1st May, 1855)	7	18	11½
Buttonville	do	8	8	11
Buxton	do	13	7	9½
Cacouna	do	1	18	8½
Caesarea	do	10	13	4½
Cainsville	do			1 1 0
Caintown	(From 1st November, 1855)	4	13	7
Caistor	do	0	0	0
Caistorville	(Accounts not received)	7	9	1½
Caledon	do	7	9	8
Caledon East	do			

REPORT No. 3.—Detail of all charges for Salaries, &c.—Year ending 31st
March, 1856.—(Continued.)

NAME.	OFFICE.	AMOUNT.
Caledonia Flats	Postmaster	£ s. d. 1 2 11
Caledonia Springs	do	3 9 10
Calumet Island	do	7 16 9½
Cambray	do	3 2 11½
Camden East	do	16 12 9½
Campbellford	do	18 16 6
Campbell's Cross	do	10 5 3
Campbellville	do	7 1 0½
Canboro'	do	12 0 9
Canestoga	do	10 15 3
Canfield	do	17 13 9
Canihton	do (Accts. from 1st July, 1855, not rec'd.)	3 0 2
Canning	do	8 7 9½
Cannington	do	12 18 8½
Cape Cove	do	4 16 3
Cape Rich	do	2 15 10½
Cap St. Ignace	do (Accounts not received)	0 0 0
Cap Santé	do	16 6 4
Carillon	do	17 5 5½
Carleton, (B. C.)	do	31 4 4½
Carleton Place	do	30 9 7½
Carlisle	do	6 0 6
Carlow	do	2 4 5
Carluke	do	4 18 3½
Carouge	do (Closed during winter season)	1 14 3
Carp	do	5 10 1
Caroubrook	do	6 1 8½
Cartwright	do	14 3 0
Castleford	do	4 16 11½
Castlemore	do	2 13 4
Castleton	do	11 9 8
Cathcart	do (From 1st January, 1856)	1 8 6½
Caughnawaga	do	25 19 11½
Cavagnol	do	4 6 10½
Cavan	do	19 14 8
Cayuga	do	52 13 6
Cedar Grove	do (From 1st September, 1855)	1 6 3
Cedars	do	11 3 4½
Centre Augusta	do	0 18 2
Centreville	do	9 19 9½
Chamblly	do	90 3 2½
Champlain	do	8 14 8½
Charlesbourg	do (Accts. from Jan. 1, 1856, not received)	1 9 0
Charleston	do	3 13 5½
Charleville	do	1 2 11
Chateauguay	do	7 12 6
Chateau Richer	do	20 6 11½
Chatham East	do	17 12 1½
Chatham West	do	295 6 6½
Chelsea	do	13 4 7½
Cheltenham	do	21 12 2
Cherry Creek	do	5 6 7
Cherry Valley	do	4 14 4½
Chesterfield	do	16 8 8
Chichester	do	2 18 0½
Chicoutimi	do	11 6 4
Chippawa	do	96 10 1½
Churchville	do	15 9 11½

REPORT No. 3.—Detail of all charges for Salaries, &c.—Year ending 31st
March, 1856.—(Continued.)

NAME.	OFFICE.	AMOUNT.
		£ s. d.
Clapham	Postmaster—(Closed 1st October, 1855)	0 11 8
Claremont	do	10 18 8½
Clarence	do	7 0 0
Clarenceville	do	17 12 4½
Clarendon Centre	do	7 10 9½
Clareview	do	0 15 6½
Clarke	do	33 0 5
Clear Creek	do	3 14 6½
Clearville	do	22 18 11½
Clifford	do	0 1 4
Clinton	do	51 12 7½
Cloverhill	do	7 9 5
Clunas	do	2 4 3½
Coaticook	do	29 8 7½
Cobden	do	5 18 7½
Cobourg	do	366 5 4
Colborne	do	80 6 5
Colchester	do	20 6 2½
Coldsprings	do	6 18 0½
Coldwater	do	7 11 4½
Colebrook	do	6 9 1
Coleraine	do	4 9 0
Colinville	do	2 2 5
Collingwood	do (Accts. from July 1, 1855, not recieved)	27 14 9
Collin's Bay	do	3 5 8½
Columbus	do	15 16 2
Comber	do	4 6 0½
Comer's Mills	do	3 5 4½
Compton	do	43 13 7½
Concord	do	5 19 9½
Conry's Corners	do (From 1st January, 1856)	0 6 9
Consecon	do	28 9 9
Contrecoeur	do	4 5 9½
Cookshire	do	12 12 7
Cookstown	do	20 3 3½
Cooksville	do	39 14 3
Copetown	do	9 19 9
Cornwall	do	161 1 8
Corunna	do	9 5 11
Coteau du Lac	do	16 13 7½
Coteau Landing	do	31 1 11
Cote des Neiges	do	3 8 2½
Covey Hill	do	3 2 10½
Cowansville	do	27 7 7½
Cranbourne	do	1 2 2½
Credit	do	26 17 2½
Creek Bank	do	3 3 4½
Creemore Mills	do	12 14 0½
Crosby's Corners	do	5 18 6½
Cross Hill	do	4 12 9½
Cross Point	do	6 1 4
Croton	do	2 9 3
Crowland	do	8 11 2½
Croydon	do	2 17 8½
Culloden	do	4 8 0
Cumberland	do	17 15 2½
Cumminsville	do	12 16 4½
Cumnock	do	2 16 9

REPORT No 3.—Detail of all charges for Salaries, &c.—Year ending 31st
March, 1856.—(Continued.)

NAME.	OFFICE.	AMOUNT.
		£ s. d.
Daillebout	Postmaster	5 13 7
Dalesville	do	4 4 5
Dalhousie Mills	do	6 16 3
Danville	do	55 3 3 $\frac{1}{2}$
Darford	do	3 16 10
Dawn Mills	do	7 15 0 $\frac{1}{2}$
Dealtown	do	4 0 6 $\frac{1}{2}$
De Cewsville	do	6 8 4 $\frac{1}{2}$
Deleware	do	44 7 9 $\frac{1}{2}$
Delhi	do	29 1 8 $\frac{1}{2}$
Demorestville	do	14 18 0
Deniston	do (Accts. from Jan. 1, 1856, not received)	0 19 0
De Ramsay	do	2 2 2
Dereham	do	39 6 4 $\frac{1}{2}$
Derry West	do	10 4 5
Deschambault	do	16 1 5
Devon	do	14 10 8
Dewittville	do	5 3 10
Dickenson's Landing	do	43 13 0 $\frac{1}{2}$
Dixon's Corners	do	4 8 7 $\frac{1}{2}$
Doon	do	10 13 0 $\frac{1}{2}$
Dorchester	do	8 1 5
Dorchester Station	do From 1st November, 1855	4 3 7 $\frac{1}{2}$
Dougherty	do From 1st June, 1855	1 15 0
Douglas	do	9 9 8 $\frac{1}{2}$
Douglstown	do	3 8 6 $\frac{1}{2}$
Downeyville	do	4 19 5 $\frac{1}{2}$
Drayton	do	7 19 6 $\frac{1}{2}$
Dresden	do	15 15 5 $\frac{1}{2}$
Drew's Mills	do	0 12 11
Drunbo	do	14 16 0
Drummondville East	do	24 19 1
Drummondville West	do	63 4 6 $\frac{1}{2}$
Dudswell	do	4 11 2
Dunany	do	0 10 0
Dunbarton	do	26 7 0
Dunblane	do (From 1st February, 1856)	0 5 7
Dundas	do	212 6 4
Dundee	do	12 8 5
Dunham	do	24 11 10 $\frac{1}{2}$
Dunkeld	do (From 1st February, 1856)	0 7 11
Dunn	do	1 15 5 $\frac{1}{2}$
Dunville	do	106 17 3
Durham	do	11 3 1 $\frac{1}{2}$
East Clifton	do	0 14 10
East Farnham	do	6 13 6 $\frac{1}{2}$
East Frampton	do	1 18 6 $\frac{1}{2}$
East Glenelg	do	2 14 10
East Hawkesbury	do	3 16 3
East Hereford	do	0 15 7 $\frac{1}{2}$
East Holland	do	7 18 2
Easton's Corners	do	12 14 5
East Oro	do	3 8 8
East Plympton	do	5 18 0
East Williamsburg	do	8 1 1 $\frac{1}{2}$
Eastwood	do	11 16 7
Eaton	do	12 8 1
Eden	do	6 17 2 $\frac{1}{2}$

REPORT No. 3.—Detail of all charges for Salaries, &c.—Year ending 31st
March, 1856.—(Continued.)

NAME.	OFFICE.	AMOUNT.
		£ s. d.
Eden Mills	Postmaster	5 19 0 ¹ / ₂
Edmonton	do	20 1 5
Edwardsburg	do	17 8 5 ¹ / ₂
Eganville	do	12 4 2 ¹ / ₂
Eglington	do (From 1st February, 1856)	0 13 4
Egmondville	do	7 10 2 ¹ / ₂
Egremont	do (Accounts not received)	0 0 0
Ekfrid	do	15 3 8
Elderslie	do	7 4 5 ¹ / ₂
Eldon	do	5 15 5
Elgin	do	11 5 2 ¹ / ₂
Elginburg	do	3 1 8 ¹ / ₂
Elginfield	do	13 9 4 ¹ / ₂
Elizabethville	do	3 5 0 ¹ / ₂
Ellesmere	do	7 1 2
Elma	do	10 6 5
Elmgrove	do (Accounts not received)	0 0 0
Elora	do	89 17 3
Embro'	do	33 4 8 ¹ / ₂
Emily	do	31 6 0 ¹ / ₂
Ennis	do	2 11 1 ¹ / ₂
Enniskillen	do	13 4 11
Enterprise	do	2 13 10 ¹ / ₂
Epson	do	7 15 7 ¹ / ₂
Eramosa	do	2 17 8 ¹ / ₂
Erin	do	38 0 1
Erinsville	do	1 14 5 ¹ / ₂
Erroll	do	6 0 4
Escott	do	7 2 4
Esquesing	do	22 8 5 ¹ / ₂
Etobicoke	do	25 15 6
Euphrasia	do	7 11 4
Everton	do	7 2 9
Exeter	do (From 1st July, 1855)	11 19 10 ¹ / ₂
Fairfield	do	3 5 8 ¹ / ₂
Fairview	do	2 5 3 ¹ / ₂
Falkirk	do	10 18 11 ¹ / ₂
Farmersville	do	27 7 0 ¹ / ₂
Farnham Centre	do	4 12 5 ¹ / ₂
Fenelon Falls	do	8 5 6 ¹ / ₂
Fenwick	do	3 2 9 ¹ / ₂
Fergus	do	62 7 7
Ferguson's Falls	do	3 10 11
Fermoy	do	1 0 1 ¹ / ₂
Finch	do	9 0 11
Fingal	do	32 1 8
Fish Creek	do	6 12 10
Fitch Bay	do	3 10 11
Fitzroy Harbour	do	27 9 8
Flos	do	10 3 8 ¹ / ₂
Forester's Falls	do	1 17 2
Forestville	do	3 17 2 ¹ / ₂
Forfar	do	2 6 3
Fort Coulonge	do	3 19 7
Fort Erie	do	28 18 9
Fort William	do	3 13 10
Fox River (sub.)	do	3 1 11
Frampton	do	4 7 9

REPORT No. 3.—Detail of all charges for Salaries, &c.—Year ending 31st
March, 1856.—(Continued.)

NAME.	OFFICE.	AMOUNT.		
		£	s.	d.
Frankford	Postmaster	19	17	4½
Franktown	do	38	5	0
Frankville	do	10	5	0
Fredricksburg	do	13	0	0
Freelton	do	13	18	9½
Freiburg	do	8	3	5
Freighsburg	do	19	6	3
French Village	do	6	3	3
Frost Village	do	17	18	2
Fullarton	do	10	6	6
Fulton	do	2	10	6
Galt	do	223	4	4½
Gananoque	do	114	5	3½
Garafnaxa	do	8	11	2
Garthby	do	2	7	4
Gaspé Basin	do	31	18	10
Gentilly	do	15	10	4
Georgetown	do	90	9	0½
Georgeville	do	10	8	5½
Georgina	do	24	16	2½
Gilbert's Mills	do	1	6	4½
Glanford	do	15	6	1
Glanelg	do	4	8	4
Glenloyd	do (From 1st October, 1855)	0	18	7½
Gleulyon	do (From 1st February, 1856)	0	9	1
Glenmorris	do	10	14	8½
Glen William	do	8	18	9½
Goble's Corners	do (From 1st July, 1855)	1	19	8
Goderich	do	194	5	9
Golden Creek	do	0	13	11½
Goodwood	do	1	16	0½
Gore's Landing	do	9	3	9
Gormley's Corners	do	5	16	8½
Gosfield	do	13	15	5
Gould	do	7	5	0½
Gower Point	do	1	15	1
Grahamsville	do	11	4	0½
Granby	do	50	1	7½
Grande Baie	do	5	17	5½
Grand Grève	do	5	8	2
Grand Ligne	do	8	8	0
Grand River	do	3	16	0
Greenbank	do	3	11	4½
Greenbush	do	5	6	5
Greenock	do	5	16	10½
Green Point	do	1	13	7
Greensville	do	13	3	7
Greenwood	do	12	6	5
Grenville	do	31	6	4½
Grey	do	5	12	6
Griersville	do	3	3	3
Grimsbay	do	58	18	1
Grondines	do	5	19	3½
Grovesend	do	4	13	2½
Guelph	do	323	11	2
Hagersville	do	13	16	5
Haldimand	do	44	16	6
Halifax	do	4	5	1

REPORT No. 3.—Detail of all charges for Salaries, &c.—Year ending 31st
March, 1856.—(Continued.)

NAME.	OFFICE.	AMOUNT.
		£ s. d.
Hall's Mills	Postmaster	4 8 10½
Ham	do	1 9 1
Hamburg	do	2 6 7½
Hamilton	do (See page 88.)	
Hampton	do	17 16 5½
Hannon	do	1 12 5½
Harlem	do	4 3 8½
Harpurhey	do	40 13 6
Harrington	do	3 13 4
Harriston	do (From 1st February, 1856)	0 6 9½
Harrietsville	do (From 1st January, 1856)	1 7 4½
Hartford	do	3 19 5½
Harwich	do	2 1 8
Harwood	do (From 1st October, 1855)	1 13 9
Hastings	do	8 19 2
Hatley	do	20 11 0
Hawkesbury	do	48 15 4
Hawksville	do	13 11 10½
Hay	do	26 6 9½
Haysville	do	12 11 1½
Headville	do (From 1st February, 1856)	0 8 7
Heck's Corners	do	8 4 4
Heidelberg	do	3 5 9
Hemmingford	do	12 15 7½
Henderson's Corners	(Accts. from Jan. 1, 1856, not received)	0 15 7
Henryville	do	20 19 0½
Herdman's Corners	do	2 5 8½
Hereford	do	1 6 10
Highland Creek	do	15 9 9
Hillier	do	12 3 9
Hillsboro'	do	4 13 3
Hillsburg	do	8 13 4
Hilton	do	5 19 2
Holland	do	4 1 7
Holland Landing	do	54 15 5½
Hollen	do	11 4 1
Holmesville	do (Accts. from July 1, 1855, not received)	1 2 8
Hopetown	do	3 7 9½
Hopeville	do (From 1st February, 1856)	0 14 8½
Hornby	do	13 9 5
Horning's Mills	do	2 10 10½
Houghton	do	20 11 0½
Howick	do	7 10 8½
Hubbell's Falls	do	12 6 10½
Hull	do	20 1 8½
Hullsville	do	4 19 2½
Humber	do	6 12 10
Humberstone	do	15 12 2
Hunterstown	do	11 15 7
Huntingdon	do	53 8 3½
Huntingville	do	8 16 3½
Huntley	do	2 8 3
Indiana	do	24 8 5
Industry	do	24 16 9½
Ingersoll	do	193 12 3
Inkermann	do	4 14 2½
Innerkip	do	10 5 9
Innisfil	do	8 6 3½

REPORT No. 3.—Detail of all charges for Salaries, &c.—Year ending 31st
March, 1856.—(Continued.)

NAME.	OFFICE.	AMOUNT.		
		£	s.	d.
Innisville	Postmaster	5	0	7
Inverhuron	do	4	16	3½
Inverness	do	18	5	6½
Iona	do	21	13	0
Iron Hill	do (Accts. from Jan. 1, 1856, not received)	0	5	4
Isle aux Grues	do (From 1st May, 1855)	1	6	2
Isle aux Noix	do	5	1	6½
Isle Perrot	do	1	1	9
Isle Verte	do	17	17	8
Jamestown	do	2	15	7½
Jarratt's Corners	do (From October 1st, 1855)	1	5	3
Jarvis	do	19	9	4
Jersey (Rivière Chaudière)	do	3	3	9
Jerseyville	do	8	8	1
Johnson	do	2	10	2½
Johnson's Corners	do	2	1	0
Johnson's Mills	do	3	18	1
Jordan	do	26	4	2½
Kamouraska	do	33	7	9
Katesville	do	9	12	7
Kcenansville	do (From 1st July, 1855)	5	16	7½
Kelvin	do	3	4	1½
Kemptville	do	70	7	2½
Kennebec Line	do	0	2	3
Kenyon	do	6	0	3
Keswick	do	7	9	8
Kettleby Mills	do	8	16	9
Kildare	do	5	1	11
Killarney	do	1	9	8½
Kilmarnock	do	2	19	8
Kilsyth	do (From 1st March, 1856)	0	5	2½
Kilworth	do (Closed 30th November, 1855)	3	1	1½
Kinburn	do (From 1st January, 1856)	0	10	8½
Kincardine	do	56	12	6½
King	do	16	2	0
Kingsey	do	8	1	4
Kingsey Falls	do	4	8	0
Kingston	do (See Page 87)			
Kingston Mills	do	6	0	6
Kingsville	do	17	9	10½
Kinloss	do	2	10	7
Kippen	do (From 1st November, 1855)	1	11	7½
Kirkwall	do	7	15	2
Kitley	do	12	17	10½
Klineburg	do	12	3	11½
Knowlton	do	14	7	1
Knowlton Falls	do	2	16	0
Konoka	do	13	19	3
La Baie	do	19	1	5½
La Beauce	do	18	0	8
L'Acadie	do	5	6	7½
Lachine	do	39	18	10½
Lachute	do	31	10	6
Lacolle	do	23	2	4
Lafontaine	do (From 1st February, 1856)	0	2	6
La Guerre	do	2	19	3
Lakefield	do	1	18	0
Lakeside	do (From 1st February, 1856)	0	9	10

REPORT No. 3.—Detail of all charges for Salaries, &c.—Year ending 31st
March, 1856.—(Continued.)

NAME.	OFFICE.	AMOUNT.
Lake Temiscouata.....	Postmaster	£ s. d. 2 18 0
Lambton.....	do	3 4 4½
L'Amaroux.....	do	4 13 0
Lanark.....	do	25 7 4½
Lancaster.....	do	64 15 7½
Lanoraie.....	do (Accounts not received)	0 0 0
Lansdown.....	do	5 19 6
La Pigionnière.....	do	3 2 7½
Laprairie.....	do	35 7 1
Largie.....	do	1 17 1½
L'Assomption.....	do	28 8 8
Latta's Mills.....	do	3 10 9½
Laval.....	do (From 1st March, 1855)	0 19 11
Lavaltrie.....	do	4 8 4½
L'Avenir.....	do	8 16 8
Lawrenceville.....	do	5 3 9½
Leamington.....	do	14 18 10
Leavens.....	do	3 1 9
Leeds.....	do	24 19 8
Lefoulon.....	do (Accounts not received)	0 0 0
Lefroy.....	do	20 6 2
Leith.....	do	5 6 1
Lemonville.....	do	5 10 10½
Lennox.....	do	0 19 10
Lennoxville.....	do	37 14 3
Les Eboulemens.....	do	8 0 8½
Les Escoumains.....	do	1 17 6½
Leskard.....	do (From 1st March, 1856)	0 3 4
Lifford.....	do	6 12 9½
Lindsay.....	do { Includ'g forward allow. fr' 1st Jan. '54 } do { Acc'ts from 1st Jan., 1856, not rece'd } (From 1st June, 1855)	64 17 10
Lippincott.....	do	1 17 6½
Lisadel.....	do	4 7 11½
L'Islet.....	do	39 13 4½
Litchfield.....	do	4 3 11½
Little Britain.....	do (From 1st June, 1855)	4 11 4
Little Rideau.....	do	2 5 8
Lloydtown.....	do	62 19 8½
Lobo.....	do	17 8 7
Lochaber.....	do	1 18 9½
Lochiel.....	do	6 5 0
London.....	do (For Salaries from July 1, '55, see p. 88)	230 12 0
Long Island Locks.....	do	5 17 0
Long Point.....	do	3 3 4
Longueil.....	do	41 1 10½
Lonsdale.....	do	5 9 7
Lorette.....	do	4 8 3
L'Orignal.....	do	56 3 8
Lorraine.....	do	1 12 0
Loskey.....	do	10 3 8½
Lotbinière.....	do	9 13 5
Loughboro'.....	do	9 15 0
Louisville.....	do	7 3 6
Lower Ireland.....	do	2 8 3½
Low.....	do	1 8 0
Lowville.....	do	9 4 3
Lyn.....	do	19 2 1½
Lynden.....	do	10 12 7

REPORT No. 3.—Detail of all charges for Salaries, &c.—Year ending 31st
March, 1856.—(Continued.)

NAME.	OFFICE.	AMOUNT.		
		£	s.	d.
Lyndhurst	Postmaster	3	3	7½
Lynedoch	do	6	1	9½
Lyons	do	3	16	11
McDonald's Corners	do	8	4	11
McGillivray	do	23	10	11½
Macville	(From 1st June, 1855)	1	3	10½
Madoc	do	17	2	4½
Mad River Mills	do	3	15	0½
Magdalen Islands	(Closed during winter season)	1	16	11
Magog	do	9	14	8
Maidstone	do	4	14	9½
Maitland	do	12	8	7½
Mallorytown	do	10	12	7
Malta	(From 1st January, 1856)	0	17	4
Manchester	do	7	15	2
Manitowaning	do	3	19	10
Manningville	do	8	8	3½
Manvers	do	10	18	7½
Maple (late Rupert)	do	13	16	3½
Maple Grove	do	5	4	7
Mara	do	1	8	6½
Marbleton	(From 1st September, 1855)	0	17	2½
March	do	6	4	6
Mariposa	do	34	7	8
Markham	do	54	12	9½
Marlow	do	0	14	0
Marmora	do	9	12	7½
Marshville	do	10	18	9
Martintown	do	19	8	4
Marysville	do	2	3	3½
Mascouche	do	10	9	2½
Maskinongé	do	29	9	9½
Massawippi	do	9	4	9½
Matane	do	11	13	11½
Matilda	do	31	12	2
Mayfield	do	5	4	3½
Medonte	do	2	16	10½
Melanchton	do	2	8	0½
Melbourne	do	51	15	4½
Melrose	do	2	17	8
Melville	do	1	14	2
Merrickville	do	74	16	6½
Merrittsville	do	28	10	8
Mersea	do	6	4	10
Merton	do	10	10	3
Methot's Mills	(Accts. from July 1, 1855, not recd.)	1	6	1
Metis	do	17	18	0½
Middleville	do	3	12	5
Milford	do	11	19	9½
Millbank	do	16	0	7½
Mill Brook	do	35	17	9½
Mill Creek	do	87	18	8
Mille Vaches	do	1	14	3
Mill Grove	do	4	16	10
Mill Haven	do	5	14	11½
Mill Point	do	12	16	6½
Milnesville	do	5	5	11½
Milton East	do	8	4	8½

REPORT No. 3.—Detail of all charges for Salaries, &c.—Year ending 31st
March, 1856.—(Continued.)

NAME.	OFFICE.	AMOUNT.		
		£	s.	d.
Milton West	Postmaster	65	0	4
Mitchell	do	46	19	9½
Mohawk	do	30	18	8½
Moir	do	2	15	3½
Molesworth	do (From 1st January, 1856)	0	9	0
Mono Centre	do	2	17	9½
Mono Mills	do	36	9	11
Montcalm	do	2	9	8½
Monte Bello	do (From 1st June, 1855)	5	10	5
Mont Louis	do (Closed 1st May, 1855)	0	0	8
Montreal	do (See Pages 86 and 87)	0	0	0
Montrose	do	2	19	3
Mont St. Hilaire	do	3	19	0
Moore	do	18	4	3
Moravia	do	6	1	11½
Morgantown	do	1	19	0
Morningdale Mills (Sub-office)	do	0	0	0
Morpeth	do	61	18	3
Morrisburg	do	67	13	4
Morrisdale	do	6	8	9½
Morrison	do	18	0	1
Morton	do	7	1	7½
Morven	do	9	14	1
Moscow	do	2	6	4
Moulinette	do	18	13	3½
Mountain	do	2	1	5½
Mount Albion	do	7	5	9
Mount Brydges (late Carradoc)	do	22	10	4½
Mount Elgin	do	13	8	2
Mount Forrest	do	18	12	1½
Mount Johnston	do	6	5	8½
Mount Pleasant	do	8	18	5
Mount St. Patrick	do	2	19	2½
Mount Vernon	do	14	7	8
Mulmur	do	5	3	3
Munsel	do (From 1st May, 1855)	0	9	10
Murray	do	9	19	3½
Murray Bay	do	24	14	4
Murvale	do (From 1st May, 1855)	1	4	5½
Nanticoke	do	12	4	10
Napanee	do	80	1	4
Napier	do	8	5	4
Napierville	do	21	12	3½
Nassaggiweya	do	11	13	2½
Nelson	do	20	11	0½
New Aberdeen	do	6	11	18
Newark	do	7	9	2
Newboro'	do	19	8	1
Newburg	do	23	10	17½
Newbury	do	27	19	7
New Carlisle	do	11	16	7
New Castle	do	110	2	6
New Dundee	do	6	11	8
New Durham	do	7	17	5
New Glasgow	do	15	5	6½
New Hamburg	do	84	1	2
New Hope	do	19	6	9
New Ireland	do	2	19	8

REPORT No. 3.—Detail of all charges for Salaries, &c.—Year ending 31st
March, 1856.—(Continued.)

NAME.	OFFICE.	AMOUNT.
		£ s. d.
Newland	Postmaster	3 13 8
New Liverpool	do	15 6 11
New Market	do	72 14 6½
Newport	do	7 2 5
New Richmond	do	7 4 5
New Sarum	do	4 15 3
Newtown Robinson	do	5 19 8½
Niagara	do	164 9 11
Nicolet	do	38 18 6½
Nilestown	do	8 18 6
Nissouri	do	4 17 8
Nithburg	do	7 7 0
Nobleton	do	8 11 1
Normanby	do	5 3 6
Normandale	do	2 7 10½
Normanton	do	5 15 7
North Adjala	do	4 10 9½
North Arthur	do	6 5 15½
North Augusta	do	11 15 6½
North Douro	do (From 1st January, 1856)	0 19 2
North Eldon	do	1 16 2½
North Ely	do	1 18 7
North Georgetown	do	5 15 0
North Glanford	do	3 4 1
North Gower	do	16 18 5½
North Huntley	do (Closed 31st December, 1855)	1 16 9
North Lancaster	do	9 14 10
North Pelham	do (Acc'ts from 1st Jan., '56, not receiv'd)	4 7 13½
North Fort	do	7 11 8½
North Stukely	do	4 9 10
North Sutton	do	1 10 8
North Walsingham	do	0 11 11
North Williamsburg	do	14 0 2
Norton Creek	do	8 17 5½
Norval	do	31 11 3
Norwich	do	51 18 11½
Norwood	do	19 10 7
Nottawasaga	do	11 10 8½
Nottawasaga Station	do (From 1st September 1855)	5 3 1½
Oakland	do	14 7 0
Oak Ridges	do	11 14 5
Oakville	do	120 6 8
Oakwood	do	15 16 10½
Omagh	do	4 14 8
Oneida	do (From 1st May, 1855)	4 14 4
Onondaga	do	11 8 10
Onslow	do	8 10 16½
Ontario	do	13 5 11½
Orangeville	do	20 19 16½
Orchill	do	3 2 1
Orillia	do	77 3 16½
Ormstown	do	18 17 11
Oro	do	5 2 11
Orono	do	44 0 5½
Osgoode	do	16 16 5
Oshawa	do	156 7 8
Osprey	do	4 8 10½
Ospringle	do	1 19 19½

REPORT No. 3.—Detail of all charges for Salaries, &c.—Year ending 31st
March, 1856 —(Continued.)

NAME.	OFFICE.	AMOUNT.		
		£	s.	d.
Otanabee	Postmaster	27	6	9½
Ottawa City	do	436	0	3½
Ottawa Glass Works	do	7	11	2
Otterville	do	40	1	1
Oiseau	do	1	1	5
Oungah	do	1	17	0½
Owen's Sound	do	136	18	0½
Oxford Centre	do	4	0	1½
Oxford Mills	do	8	6	5½
Oznabruk	do	3	1	11½
Paisley	do (From 1st February, 1856)	0	17	4
Pakenham	do	58	4	5
Palermo	do	30	16	5½
Papineauville	do	17	15	2
Paris	do Accts. from Jan. 1, 1856, not received	170	13	7½
Paspebiac	do	12	3	10½
Pefferslaw	do	3	3	8½
Pelham	do	37	15	0
Pelham Union	do	0	14	11
Pembroke	do	61	17	9½
Penetanguishene	do	26	4	3
Penville	do	5	16	2
Percé	do	16	8	6
Percy	do	27	8	7
Perrytown	do	6	18	8
Perth	do	160	15	10½
Peterboro'	do	187	10	0
Petersburg	do	28	11	0½
Philipsburg East	do	15	8	2
Philipsburg West	do	9	9	2
Philipsville	do	6	0	0½
Pickering	do	57	4	4½
Pictou	do	151	5	11½
Pierreville	do	10	11	11½
Pigeonhill	do	1	15	4
Pike River	do	20	7	8
Pine Hill	do	11	12	5½
Pine Orchard	do	5	13	7½
Pine River	do	7	12	8½
Plantagenet	do	12	2	3
Plattsville	do (From 1st July, 1855)	6	17	2½
Plympton	do	5	2	6½
Pointe Abino	do	9	2	1
Point Alexander	do	1	17	11
Pointe au Chêne	do	1	18	6
Pointe aux Trembles, Montreal	do	6	4	11½
Pointe aux Trembles, Port Neuf	do (Accounts not recieved)	0	0	0
Pointe Claire	do (Accounts not recieved)	0	0	0
Pointe du Lac	do	2	13	2
Pointe Fortune	do	10	12	10½
Pointe Levi	do	50	12	8
Pointe Levi East	do	10	6	4½
Pointe Platon	do { Closed during months of May and June, 1855 }	0	19	4
Pointe St. Peter	do	7	4	6
Pontiac Mills	do	21	18	0
Portage du Port	do	43	13	1½
Port Albert	do	6	7	10

REPORT No. 3.—Detail of all charges for Salaries, &c.—Year ending 31st
March, 1856.—(Continued.)

NAME.	OFFICE.	AMOUNT.		
		£	s.	d.
Port au Persil	Postmaster	0	19	1½
Port Bruce	do	7	10	0½
Port Burwell	do	49	3	6½
Port Colborne	do	40	12	3
Port Credit	do	19	5	7½
Port Dalhousie	do	27	18	6½
Port Daniel	do	4	17	7
Port Dover	do	50	19	2½
Port Elmsley	do	5	19	5½
Port Franks	do (Closed 1st March, 1856)	1	7	1
Port Hooper	do	7	6	4½
Port Hope	do	322	6	3
Portland	do	13	3	8½
Port Maitland	do	17	12	3
Port Milford	do	0	8	2
Port Nelson	do	9	7	8½
Port Neuf	do	20	5	2
Port Perry	do	21	5	5
Port Robinson	do	49	14	1
Port Rowan	do	30	17	9
Port Royal	do	5	16	7
Port Ryerse	do	6	10	7½
Portsmouth	do (From 1st June, 1855)	7	2	8½
Port St. Francis	do (Accts. from Jan., '56 not recd.)	1	5	8½
Port Sarنيا	do	170	4	0
Port Stanley	do	90	9	8½
Port Talbot	do	2	7	2
Prescott	do	209	3	0½
Preston	do	171	5	1
Priceville	do	1	19	11
Princeton	do	32	6	11½
Prospect	do	2	15	6
Proton	do	5	4	1½
Puslinch	do	24	4	3½
Quebec	do (See page 86)			
Queensborough	do { From Oct. 1, 1855. Previous }	0	17	4
Queenston	do { accounts not received }	29	8	0½
Queensville	do	11	4	1½
Raglan	do	7	10	11
Railton	do	1	8	2½
Rainham	do	5	19	9
Rainham Centre	do	6	17	9
Ramsay	do	35	18	8½
Rapides des Joachim	do	2	12	8
Railho	do (From 1st July, 1855)	2	5	3½
Ravenswood	do	1	13	10½
Rawdon	do	9	18	4½
Reach	do	27	7	6½
Reading	do	5	16	4½
Receiving House (Patterson)	do	2	15	0
Receiving House (Burns)	do	0	8	9
Rednersville	do	8	0	10½
Renfrew	do	54	2	3
Repentigny	do	7	12	6
Riceville	do	3	5	1
Richmond East	do	48	2	0½
Richmond West	do	22	18	3½

REPORT No. 3.—Detail of all charges for Salaries, &c.—Year ending 31st
March, 1856.—(Continued.)

NAME.	OFFICE.	AMOUNT.		
		£	s.	d.
Richmond Hill	Postmaster	45	8	3½
Richview	do	7	15	5½
Richwood	do	10	5	6
Ridgetown	do	7	15	6½
Rigaud	do	21	17	5
Rimouski	do	29	3	8
River David	do	14	11	4
River Desert	do	2	1	7
Rivesdale	do	3	17	6½
Rivière aux Canards	do	0	4	11½
Rivière des Prairies	do	1	16	7½
Rivière du Loup, en bas	do	54	10	1½
Rivière du Loup, en haut	do	31	1	4
Rivière Ouelle	do	24	16	0½
Rivière Trois Pistoles	do	10	13	1½
Robinson	do	8	7	9
Rochester	do	6	11	5½
Rockford	do	4	0	11½
Rockton	do	11	8	6
Rockwood	do	15	6	8½
Rolph	do	5	18	9½
Romney	do	7	5	6½
Rondeau	do	21	5	10½
Rose Bank	do	3	2	1
Rosetta	do	2	17	3½
Roseville	do	5	3	6½
Roslin	do	3	15	0
Ross	do	11	2	10½
Rouge Hill	do	20	14	4
Rougemont	do	2	5	3½
Rowan Mills	do	13	19	8
Roxborough	do	2	18	9½
Roxton Falls	do	12	7	5½
Rushton's Corners	do	1	3	1
Russel	do	6	16	2
Russeltown	do	6	7	8
Ryckman's Corners	do	4	14	8
St. Adèle	do	1	8	3
St. Agatha	do	9	6	6
St. Aimé	do	8	7	3½
St. Alexandre	do	2	13	9½
St. Alexandre, Iberville	do	2	14	0
St. Alexis	do	2	4	5½
St. Alphonse	do	1	9	10½
St. André	do	8	17	5½
St. André, Avelin	do	3	13	1
St. Andrew's, East	do	63	19	5
St. Andrew's, West	do	8	5	4
St. Angélique	do	4	11	5
St. Amice	do	10	6	2
St. Anne Bout de l'Isle	do	16	12	2
St. Anne de la Parade	do	16	8	1
St. Anne des Monts	do	6	13	1½
St. Anne des Plaines	do	3	7	6½
St. Anne la Pocatière	do	36	0	0
St. Ann's, Lincoln	do	5	12	5½
St. Anselme	do	4	11	7½
St. Antoine Lotbinière	do (Acc'ts from 1st Jan., '56, not receiv'd.)	4	2	7

REPORT No. 3.—Detail of all charges for Salaries, &c.—Year ending 31st
March, 1856.—(Continued.)

NAME.	OFFICE.	AMOUNT.			
		£	s.	d.	
St. Antoine, Rivière Richelieu	Postmaster	6	17	7	
St. Arsène	do	6	7	10	
St. Athanase	do	14	11	11½	
St. Augustin, Portneuf	do	2	5	1	
St. Augustin, Two Mountains	do	3	15	4½	
St. Barnabé, St. Maurice	do	2	10	0½	
St. Barnabé, Rivière Yamaska	do	2	15	2	
St. Barthelemi	do	6	14	5	
St. Bazile	do	1	13	6½	
St. Benoit	do	10	3	3	
St. Bernard	do	1	0	0	
St. Brigide	do	4	9	1½	
St. Bruno	do	4	11	3½	
St. Casimir	do	4	5	5	
St. Catherines East	do	3	19	3	
St. Catherines West	do	347	12	1½	
St. Célestin	do	1	19	4½	
St. Césaire	do	32	9	9	
St. Charles, Riv. Rich	do	13	11	10	
St. Charles, Riv. Boyer	do	11	6	9½	
St. Christophe	do	14	19	2	
St. Claire	do	4	6	0	
St. Clements	do	6	12	7½	
St. Clet	do	2	15	1	
St. Columbin	do	5	2	11½	
St. Constant	do	4	8	6½	
St. Croix	do	7	16	2½	
St. Cuthbert	do	4	4	3	
St. Cyrille	do	0	4	8	
St. Damase	do	(Accounts not received)	0	0	0
St. Denis, Riv. Rich	do	22	1	6½	
St. Denis de la Boutéillerie	do	7	18	11	
St. Didace	do	0	19	11½	
St. Dominique	do	2	15	7	
St. Edouard	do	4	11	0½	
St. Elizabeth	do	7	17	6	
St. Eloi	do	(Accounts not received)	0	0	0
St. Elzéar	do	(Accts. from Jan. 1, 1856, not rec'd)	0	4	7½
St. Esprit	do	3	8	4	
St. Eustache	do	39	2	9½	
St. Famille	do	0	16	5	
St. Felix de Valois	do	5	14	2	
St. Flavie	do	7	4	8	
St. Foy	do	1	7	4	
St. Francis	do	7	4	1	
St. François, Montmagny	do	3	19	11½	
St. François, Beauce	do	4	8	9½	
St. François d'Orleans	do	0	17	3½	
St. Gabriel de Brandon	do	7	12	6	
St. Genéviève	do	4	14	9	
St. George, Beauce	do	(Closed June 30, 1855)	0	13	5
St. George, Brant	do	27	7	5	
St. George, Hastings	do	1	14	0½	
St. Gertrude	do	1	7	11	
St. Gervais	do	8	1	3½	
St. Giles	do	8	17	10	
St. Gregoire	do	9	18	3	
St. Hélène	do	2	1	11½	

REPORT No. 3.—Detail of all charges for Salaries, &c.—Year ending 31st
March, 1856.—(Continued.)

NAME.	OFFICE.	AMOUNT.		
		£.	s.	d.
St. Helens	Postmaster	7	14	11
St. Hénédine	do	1	8	1½
St. Henri	do	8	4	1½
St. Hermas	do	5	3	3
St. Hilaire	do	35	7	5
St. Hugues	do	15	6	4
St. Hyacinthe	do	142	7	4½
St. Irénée	do	1	7	2
St. Isidore, Dorchester	do	4	10	4½
St. Isidore, Laprairie	do	2	12	9½
St. Jacobs	do	25	8	8½
St. Jacques	do	10	14	7
St. Jacques Le Mineur	do	3	17	1
St. Janvier	do	1	17	2
St. Jean Baptiste	do	5	9	7
St. Jean Chrysostôme	do	12	0	5½
St. Jean Chrysostôme, Levi...	do	2	18	5½
St. Jean des Chaillons	do	5	16	4
St. Jean d'Orleans	do	3	4	7½
St. Jean Port Joli	do	17	7	3
St. Jerome	do	9	13	8½
St. Johns East	do	155	12	11
St. Johns West	do	6	19	2½
St. Joseph	do	5	16	6
St. Jude	do	4	6	1
St. Julié	do	1	16	3½
St. Julienne	do	2	3	11½
St. Lambert	do	0	15	4
St. Laurent d'Orleans	do	1	18	1
St. Laurent, (Montreal)	do	10	4	6½
St. Lazare	do	1	4	9½
St. Léon	do	7	13	9
St. Liguori	do (Accts. from Jan. 1, 1856, not received)	2	4	9½
St. Lin	do	4	14	2½
St. Louis de Gonzague	do	10	8	10½
St. Luce	do	10	8	7
St. Marc	do	10	6	4½
St. Marcel	do (From 1st January, 1856)	0	11	7
St. Marguerite	do	0	14	7½
St. Marié de Monoir	do	15	8	4
St. Marthe	do (Accts. from Jan. 1, 1856, not received)	3	0	1
St. Martin	do	18	7	11
St. Martine	do	14	4	5½
St. Mary's, Blanchard	do	81	19	4
St. Mathias	do	9	5	10½
St. Maurice	do	2	19	6
St. Michel	do	21	17	9½
St. Monique	do	8	11	11
St. Narcisso	do (From 1st January, 1856)	0	1	6
St. Nicholus	do	11	4	2
St. Norbert	do	1	12	5½
St. Ours	do	34	6	7½
St. Pacome	do	1	9	2
St. Paschal	do	8	7	10
St. Paul d'Industrie	do	3	1	6
St. Paul's Bay	do	29	1	2½
St. Philippe	do	5	2	8
St. Philomène	do	11	6	9½

REPORT No. 3.—Detail of all charges for Salaries, &c.—Year ending 31st March, 1856.—(Continued.)

NAME.	OFFICE.	AMOUNT.
		£ s. d.
St. Pie	Postmaster	16 13 6½
St. Pierre d' Orleans	do	1 1 5½
St. Pierre Montmagny	do	3 12 6
St. Pierre les Becquets	do	13 3 3½
St. Placide	do	3 4 3
St. Polycarpe	do	16 14 7
St. Prosper	do	1 0 11
St. Raphaël West	do	4 10 9
St. Raphaël East	do	1 9 5
St. Raymond	do	2 10 5
St. Rémi	do	22 14 11
St. Roch des Aunais	do	15 17 2
St. Roch l'Achigan	do	4 9 5
St. Rose	do	4 15 7½
St. Sauveur	do (Accts. from Jan. 1, 1856, not received)	0 7 4
St. Scholastique	do	7 11 7½
St. Simon de Yamaska	do	7 4 0
St. Simon de Rimouski	do	6 13 4½
St. Sophie	do	0 14 4
St. Stanislaus	do	7 2 2
St. Sulpice	do	3 6 8½
St. Sylvester	do	7 11 9
St. Sylvester, East	do	3 19 6½
St. Thérèse de Blainville	do	16 18 0½
St. Thomas, Berthier	do	1 8 11
St. Thomas, Montmagny	do	55 8 8
St. Thomas, West	do	174 17 3
St. Timothée	do	10 5 6
St. Urbain	do	2 10 5
St. Ursule	do	5 0 8½
St. Valentine	do { Accounts for Qrs. ended Sept. 30 and Dec. 31, 1855, not received }	2 19 14½
St. Vallier	do	9 12 7
St. Victoire	do	3 5 0
St. Vincent	do	24 8 5
St. Vincent de Paul	do	6 11 3½
St. Zéphirin	do	4 5 8½
St. Zotique	do	4 7 5½
Salem	do	1 9 0
Salford	do (From 1st November, 1855)	3 11 4
Sandhill	do	4 0 8½
Sand Point	do	9 7 9½
Sandwich	do	60 6 0½
Saugeen	do	33 4 4
Sault au Cochon	do (Closed 31st August, 1855)	0 10 8
Sault au Récollet	do	5 1 5½
Sault Ste. Marie	do	16 14 9
Sawyerville	do	4 1 5½
Scarboro'	do	36 11 0
Scotch Block	do	2 14 4½
Scotland	do	24 7 9½
Scott	do	3 0 4
Sebringville	do	13 1 9½
Seeley's Bay	do	4 5 5½
Selby	do	3 2 11
Seneca	do	96 12 9½
Seymour, East	do	7 11 4½
Shakespeare	do	57 7 8½

REPORT No. 3.—Detail of all charges for Salaries, &c.—Year ending 31st
March, 1856.—(Continued.)

NAME.	OFFICE.	AMOUNT.		
		£	s.	d.
Shannonville	Postmaster	33	14	5
Sharon	do	17	5	5
Sheffield	do	14	3	9
Shefford Mountain	do	5	7	10½
Sherbrooke	do	158	13	4½
Sherrington	do	5	13	6
Sillsville	do	1	16	2½
Silver Creek	do	5	3	8
Silver Hill	do	4	10	11½
Simcoe	do	197	3	7½
Sinclairville	do	2	18	9
Sligo	do	2	14	11½
Smithfield	do	6	0	7
Smith's Corners	do	3	15	7½
Smith's Falls	do	136	0	1
Smithville (Hastings)	do	7	4	0
Smithville (Lincoln)	do	46	17	11
Sombra	do	16	4	4
Somerset	do	24	2	8
Soraba	do	9	19	7
South Bolton	do	3	8	10
South Cayuga	do	6	2	10
South Durham	do	6	4	11
South Elmsley	do	3	4	0
South Ely	do	4	11	4½
South Gloucester	do	3	18	11
South Gower	do	3	11	8
South Granby	do	4	5	5
South Hinchinbrook	do	6	0	1½
South March	do	4	3	3
South Monaghan	do	16	12	0½
South Mountain	do	6	18	11
South Potton	do	(Accounts not received.)		
South Roxton	do	1	3	10
South Westmeath	do	11	8	6½
South Zorra	do	11	17	2½
Sparta	do	25	5	6
Spencer Cove	do	10	0	8
Spencerville	do	11	8	11½
Spike's Corners	do	7	7	8
Spring Arbour	do	3	2	6½
Springford	do	15	3	1
Springville	do	7	1	8½
Stafford	do	1	8	10½
Stamford	do	16	17	1
Stanbridge East	do	17	4	6
Standon	do	0	9	6
Stanfold	do	39	4	9½
Stanley's Mills	do	Accounts not received.		
Stanstead	do	75	4	6
Stevensville	do	6	8	3
Stirling	do	44	7	9
Stittsville	do	1	9	9½
Stoco	do	3	19	10
Stoneham	do	1	18	9
Stoney Creek	do	20	17	0
Storrington	do	4	13	6½
Stottsville	do	12	0	1

REPORT No. 3.—Detail of all charges for Salaries, &c.—Year ending 31st
March, 1856.—(Continued.)

NAME.	OFFICE.	AMOUNT.		
		£	s.	d.
Stouffville	Postmaster	40	6	5
Strabane	do	14	3	10
Straffordville	do	19	3	10½
Stratford	do	183	17	10
Strathburn	do	16	15	1
Strathroy	do	17	7	9½
Streetsville	do	54	11	10
Stukely	do	4	17	1
Sullivan	do	4	10	3½
Summerstown	do	4	11	7½
Summerville	do	12	6	6
Sunnidale	do	5	9	0
Suspension Bridge	do	195	10	9
Sutherland's Corners	do	1	14	2½
Sutton	do	4	10	7
Sweetsburgh	do	4	15	9
Switzerville	do	1	12	5½
Sydenham Place	do	4	4	1½
Syvan	do	5	1	3
Tadousac	do	2	15	9
Talbotville	do { Office closed from 1st August to } 31st October, 1855 }	4	7	1
Tamworth	do	10	9	4
Tapleystown	do	5	18	4
Tatlock	do	1	3	4½
Tecumseth	do	4	10	10½
Temperanceville	do	16	10	4½
Templeton	do	5	1	3
Teohanta	do	5	2	6½
Terrebonne	do	19	2	5
Teviotdale	do From 1st February 1856	0	4	9½
Thamesford	do	23	4	10
Thamesville	do	10	6	8½
Thistleton	do	8	6	5
Thomasburg	do	2	15	11½
Thornbury	do	5	14	9
Thornhill	do	39	8	11
Thornton	do	3	16	5½
Thorold	do	73	3	4
Three Rivers	do	224	0	7
Thurlow	do	2	1	11
Thursow	do	15	17	7
Tilbury East	do	5	2	11
Tingwick	do	4	11	10
Toronto	do See pages 87 and 88			
Trafalgar	do	21	3	3
Trenholm	do Accts. from Jan. 1, 1856, not received	3	8	7
Trenton	do	75	18	0
Tring	do	1	12	7½
Trois Pistoles	do	11	13	6
Trois Saumons	do	3	16	11
Troy	do	5	4	11
Tullamore	do	6	11	10
Tuscarora	do	10	10	2
Tweed	do	7	18	10
Tyrconnell	do	6	8	3
Tyrone	do	8	14	1
Union	do	21	7	2

REPORT NO. 3.—Detail of all charges for Salaries, &c.—Year ending 31st
March, 1856—(Continued.)

NAME.	OFFICE.	AMOUNT.
		£ s. d.
Unionville	Postmaster	13 18 1
Upton	do	6 7 4
Utica	do	5 9 11
Uxbridge	do	23 19 5
Valcartier	do	5 16 11
Valentyne	do (From 1st November, 1855)....	0 17 7
Valleyfield	do	8 18 4
Vankleek Hill	do	36 15 5
Varennes	do	9 15 4
Varna	do	4 17 5
Vaudrenil	do	19 12 9
Verchères	do	10 17 9
Vernonville	do	4 10 9
Victoria Corners	do (Accts. from Jan. 1, 1856, not recvd.)	1 9 7½
Victoria Square	do	4 16 9½
Vienna	do	141 11 9
Villanova	do	5 12 1
Vittoria	do	30 14 6½
Vroomanton	do	6 15 5
Vroomenia	do	11 14 10½
Wainfleet Centre	do	2 5 4
Wakefield	do	11 0 10½
Wallace	do	7 4 0
Wallaceburg	do	22 19 1
Wallacetown	do	11 9 10
Walmer	do	1 12 1
Walpole	do	18 10 0
Walsingham	do	11 1 0½
Walters' Falls	do	2 0 5
Wardsville (late Mosa)	do	41 19 8
Warner	do	1 7 3
Warsaw	do	8 5 2½
Warwick, L. C.	do	9 15 8½
Warwick, U. C.	do	21 12 11
Washington	do	13 2 2½
Waterdown	do	34 6 5
Waterford	do	45 1 2½
Waterloo, L. C.	do	38 7 0
Waterloo, U. C.	do	59 14 11
Waterloo, Kingston	do	8 8 1½
Waterville	do	13 11 7
Watford	do	1 19 10½
Watson's Corners	do	5 12 0
Wawanosh	do	5 2 11
Weston	do (From 1st September, 1855)....	0 13 5
Welland Port	do	15 2 10
Wellesley	do	11 10 10
Wellington	do	36 18 11
Wellington Square	do	34 4 8
Wellman's Corners	do	0 15 11
West Arran	do	6 14 0
West Bolton	do	1 16 7
West Brome	do	8 2 1
West Bury	do	1 9 11
West Essa	do	5 13 4½
West Farnham	do	13 11 7
Westfield	do	4 6 0
West Flamboro'	do	33 12 6

REPORT No. 3.—Detail of all charges for Salaries, &c.—Year ending 31st
March, 1856.—(Continued.)

NAME.	OFFICE.	AMOUNT.		
		£	s.	d.
West Huntingdon	Postmaster	3	0	10
West Huntley	do	2	12	0
West McGillivray	do	6	2	84
Westneath	do	8	16	10
Westminster	do (Accts. from Jan. 1, 1856, not rec'd.)	13	7	84
Weston	do	39	19	4
West Osgoode	do	3	9	9
Westover	do (From 1st August, 1855)	0	16	11
Westport	do	24	0	8
West's Corners	do	5	15	44
West Shefford	do	3	5	6
West Winchester	do	2	9	44
West Woolwich	do	11	3	34
Whitby	do	206	6	71
Whitfield	do	0	13	94
White Hall	do	2	6	11
White Lake	do	9	0	7
Wick	do	6	13	11
Wicklow	do	15	12	10
Wilkesbury	do	2	5	54
William Henry	do	98	2	1
Williams	do	13	14	104
Williamstown	do	21	8	114
Williscroft	do (From 1st March, 1856)	0	0	6
Willocks	do (From 1st November, 1855)	0	9	10
Willowdale	do	10	5	2
Wilton	do	7	6	8
Winchester	do	12	10	34
Windham Centre	do	4	10	61
Windsor	do	169	1	24
Windsor Mills	do	9	9	1
Wisbeach	do	4	16	34
Wolfe Island	do	13	10	0
Wolfstown	do	0	16	0
Wolverton	do	5	4	11
Woodbridge	do	28	5	84
Woodburn	do	6	19	24
Woodford	do	1	18	44
Woodside	do	4	17	44
Woodstock	do	275	10	10
Woodville	do	13	1	114
Woolwich	do	13	3	11
Wotton	do	5	2	15
Wyton	do (Accts. from Jan. 1, 1856, not rec'd.)	1	15	1
Yamachiche	do	16	11	04
Yamaska	do	24	3	54
York	do	23	10	1
York Mills	do	20	19	44
Yorkville	do	54	7	24
Zimmerman	do (From 1st June, 1855)	3	5	1
Zone Mills	do	21	13	54

REPORT No. 3.—Detail of all charges for Salaries, &c.—Year ending 31st March, 1856.—(Concluded.)

NAME.	OFFICE.	AMOUNT.
BACK QUARTERS.		
Adjala	Postmaster—4 Quarters to 31st March, 1855	£ 7 3 10½
Alexandria	do 4 do do	19 5 6
Brewster	do 4 do do	0 17 11½
Britannia Mills	do 1 do do	3 9 0
Caledonia Flats	do 1 do do	0 8 1
Carleton Place	do 1 do do	9 0 9½
Collingwood	do 1 do do	20 1 9
Creemore Mills	do 1 do do	2 18 10½
Deniston	do 1 do do	0 7 7
Elderslie	do 3 do do	5 12 6½
East Williamsburg	do 1 do do	3 15 3
Grande Baie	do 2 do do	3 4 4½
Haldimand	do 2 do do	27 15 1½
Houghton	do 2 do do	10 15 3
Lancaster	do 6 do do	89 0 1½
Lavaltrie	do 1 do do	1 1 2½
Lester	do 1 do do	0 3 8
Madoc	do 2 do do	10 4 4½
Melville	do 1 do do	0 15 6
Merrittsville	do 1 do do	5 9 8½
New Durham	do 3 do do	5 0 6
Onondaga	do 1 do do	3 16 4
Pelham Union	do 2 do do	0 5 1
Pickering	do 1 do do	15 8 1½
Pointe Claire	do 1 do to 31st March, 1853	0 14 3
Port Albert	do 1 do to 31st March, 1855	0 18 2
Port Burwell	do 1 do do	8 19 5
Portneuf	do 2 do do	5 17 2
Riceville	do 2 do do	1 9 5
St. Adèle	do 2 do do	0 14 3½
St. Antoine, Lob.	do 1 do do	1 16 9
St. Bazile	do 1 do do	0 9 3
St. Hilaire	do 1 do do	9 0 7
St. Jérôme	do 2 do do	6 4 7
St. Liguori	do 3 do do	1 4 1
St. Marthe	do 1 do do	1 0 5
St. Philomène	do 3 do do	1 8 3½
Seymour East	do 1 do do	3 16 7
Smithville, Hastings	do 1 do do	1 16 6
South Durham	do 1 do do	1 15 1
Trenholm	do 1 do do	1 14 11
Tweed	do 3 do do	7 16 7
Vaudreuil	do 3 do do	11 8 2
Victoria Corners	do 1 do do	0 12 1
Wellman's Corners	do 4 do do	0 18 11½
Warwick East	do 1 do do	3 2 4
Winchester	do 8 do do	27 17 11
Windsor	do 2 do do	79 10 1
Brought forward from first part of Report No. 3		26986 11 4½
Total		27593 9 10
		£ 54580 1 2½

E. J. KING,
Accountant.

ROBERT SPENCE,
Postmaster General.

(A. IN REPORT NO. 4.)

ACCOUNT of Travelling Expenses incurred in the service of the Post Office Department in Canada, for the year ended 31st March, 1856.

NAME.	SERVICE.	AMOUNT.	AMOUNT.
<i>Quarter ended, 30th June, 1855.</i>		£ s. d.	£ s. d.
H. A. Wicksteed, P. O. I., K. D.	Travelling charges as per account	27 15 0	
John Dewe, P. O. I., T. D.	Do do	9 0 0	
E. S. Freer, P. O. I., M. D.	Do do	22 10 0	
G. Griffin, P. O. I., L. D.	Do do	33 0 0	
George Cox	Travelling expenses to Lobo and Talbotville.	2 19 0	
George Cox	Do to Paris & Suspension Bridge.	1 10 0	
Charles N. Frew	Do from Susp'n Bridge to Windsor.	1 10 0	
R. W. Trueman	Do &c., from Toronto to Montreal.	16 10 0	
T. Butler	Do per account	3 18 9	
Robert McGillivray	Do from Toronto to Boston with an English Mail.	4 15 0	
R. Wylie	Do from Ayr to Paris.	0 12 6	
John Comerford	Expenses incurred while conducting the British Mail from Kingston to N. York.	1 5 0	
T. W. Farquhar	Travelling expenses as per account.	5 0 0	
			130 5 3
<i>Quarter ended 30th Sept., 1855.</i>			
E. S. Freer, P. O. I., M. D.	Travelling expenses as per account.	35 5 0	
H. A. Wicksteed, P. O. I., K. D.	Do do	44 5 0	
John Dewe, P. O. I., T. D.	Do do	27 0 0	
G. E. Griffin, P. O. I., L. D.	Do do	37 10 0	
George Cox	Travelling expenses to Talbotville and Kilworth.	1 0 0	
			145 0 0
<i>Quarter ended 31st Dec., 1855.</i>			
E. S. Freer, P. O. I., M. D.	Travelling charges as per account	21 15 0	
H. A. Wicksteed, P. O. I., K. D.	Do do	30 15 0	
John Dewe, P. O. I., T. D.	Do do	16 10 0	
G. E. Griffin, P. O. I., L. D.	Do do	36 15 0	
George Cox	Allowances while travelling on public duty.	4 2 1	
J. T. Medworth	Expenses incurred while conducting the British Mail to Boston	4 15 0	
Martin Malone	For expenses incurred in conveying Despatches to the Governor General at Clifton House, 29th October, 1855.	1 17 6	
			116 9 7
<i>Quarter ended 31st March, 1856.</i>			
E. S. Freer, P. O. I., M. D.	Travelling charges as per account	10 10 0	
H. A. Wicksteed, P. O. I., K. D.	Do do	32 5 0	
John Dewe, P. O. I., T. D.	Do do	19 10 0	
G. E. Griffin, P. O. I., L. D.	Do do	41 5 0	
George Cox	Travelling expenses to Seneca & Westminster	2 0 0	
A. H. Roe	Travelling expenses whilst in charge of British Mails between Brockville & Montreal	2 10 0	
Thomas Sammon	Travelling expenses incurred while in charge of English Mail to Richmond.	0 10 0	
C. K. Ogden	Expenses in proceeding to Becancour and Three Rivers on Post Office business.	0 10 0	
			109 0 0
<i>Year ended 31st March, 1856.</i>		£	500 14 10

ROBERT SPENCE,
Postmaster General.

E. J. KING,
Accountant.

(B. IN REPORT NO. 4.)

ACCOUNT of sums paid in discharge of Tradesmen's bills, for Articles supplied for the service of the Post Office Department in Canada, for the year ended 31st March, 1856.

NAME.	PARTICULARS.	AMOUNT.	AMOUNT.
		£ s. d.	£ s. d.
<i>Quarter ended 30th June, 1855.</i>			
Boston Hand-Stamp Company	Stamp for the Post Office Department . . .	26 11 3	
Do Do	Do Do	12 10 0	
William Clark	For making a model of a Sorting Frame for the use of the Montreal & Toronto P. Offices	4 10 0	
R. J. Compton	For a Seal for Post Office Inspector, London	3 15 0	
William Drum	For making office furniture for the Post Office Department	15 17 9	
E. Hoole	For a Stamp for the Collingwood Post Office	3 2 6	
Jacques & Hay	For Screens for Railroad Car Post Office	1 5 0	
C. G. Lee	For an Atlas for Post Office Inspector's Office London	3 0 0	
W. A. Legge	For Engraving Stamps	25 3 9	
L. C. Leonard	For Letter-box, &c, for Rail-car Post Office.	2 2 6	
William Lloyd	For Painter's and Glazier's work, Montreal	11 6 6	
McClellan & Co.	For Maps, &c., for Post Office Inspector's office, Toronto	2 8 9	
Lionel Ridout	For pair of Candlesticks for Post Office Inspector's Office, London	0 17 6	
William Warren	Sundry articles for the Post Office, Montreal.	2 0 6	
Robert Weir	For fitting up a Telegraph Operator, do	0 6 3	
Thomas Wheeler	For Post Office Stamps	8 5 0	
Thomas Wheeler	For 50 Registered Stamps	12 10 0	
Thomas Wheeler	For 100 do do	25 0 0	
Thomas Wheeler	For 101 do do	25 5 0	
John Morrow	For painting a Signboard for the Inkermann Post Office	0 5 0	
A. Hilborn	For Sign-board and Letter-case for Little Britain Post Office	0 15 0	
D. Perrault	For Carpenter's work, Montreal Post Office.	1 1 3	
Gillard & Kellond	For do in the Montreal Post Office	19 5 10	
J. H. Walker	For engraving 27 stamps on wood for the Montreal Post Office	2 0 0	
F. Adams	For engraving 36 stamps on wood for the Montreal Post Office	6 15 0	
C. T. Palsgrave	For stamps for Montreal, Post Office	29 11 6	
G. Benedict	For a Letter-box for Point Fortune P. Office.	0 5 0	
E. Dexter	For painting bags for Port Burwell P. Office	0 10 0	
A. P. Paré	For a sign-board for St. Bruno Post Office	1 15 0	
F. M. Légaré	For a Desk for St. Foy Post Office	0 10 0	
P. Giroux	For a Letter Press for St. Jean Chrysostôme Post Office	1 0 0	
P. W. Hartigan	For painting a sign-board for do	0 5 0	
C. Buisson	For repairing a letter balance, St. Martine	0 1 3	
W. & J. McKay	For sign-board, &c., for Spencer Cove Post Office	2 10 0	
Alexander Hamilton	Painter's and Glazier's work, Toronto Post Office.	5 19 6	
James Crapper	For Plumber's work for Toronto Post Office.	3 11 0	
Jacques & Hay	For Carpenter's work for do do	1 5 0	
Thomas Wheeler	For engraving a Seal for do do	0 7 6	
			263 10 11
<i>Quarter ended 30th Sept., 1855.</i>			
J. Birks & Co	For 3 bottles of Mucilage for sticking down envelopes	0 6 0	
R. Bouchard	For Carpenter's work performed for the Post Office Department	16 6 0	
Johnson Briggs	For Lamps, Lanterns, Oil, &c., for R. W. Post Office	2 10 1	
Cadore & Bros.	For putting up two stoves in Post Office Inspector's Offices, Montreal	8 0 0	

ACCOUNT of sums paid in discharge of Tradesmen's Bills, &c.—Year ending 31st March, 1855.—(Continued.)

NAME.	PARTICULARS.	AMOUNT.	AMOUNT.
		£ s. d.	
H. Combs	For Letter-boxes, office drawers &c., for Post Office Inspector's Office, London	10 13 9	
Craig & Campbell	For Carpenter's work in fitting up London Post Office	30 10 0	
William Eadon	For Twine, &c., furnished the Post Office Department, 6 months	9 15 6	
W. A. Leggo	For altering Post Office Stamps	0 10 7	
Maclear & Co	For maps, facing cloth, &c., furnished Post Office Inspector, Toronto	3 11 9	
Noble & Lewis	For gilding letters and sign for Post Office Inspector's Office, London	0 15 0	
J. Overell & Son	For Carpenter's work for the P.O. Department	1 11 0	
M. Seger	For tables and other articles for Post Office Inspector's Office, London	12 7 3	
William Steeds	For painting, glazing, &c., London Post Office	13 2 6	
Weir & Dunn	For two letter files, Post Office Department, Montreal	0 7 0	
A. Main	For an office desk and press, Kingston P. Office	15 0 0	
S. Muckleston	For twine for Kingston Post Office	1 2 6	
Hope & Co	For Scales and Weights, London Post Office	1 18 0	
Thomas Caldwell	For office furniture for do do	5 3 9	
J. Buchanan	For painting and lettering a sign-board for Lyons Post Office	0 5 0	
Batchelor & Costen	For Bell-hanging for Montreal Post Office	3 7 6	
Gillard & Dow	For Carpenter's Account for do	22 4 2	
J. Overell & Son	For Carpenter's work at the Post Office Quebec	8 3 6	
F. S. Bourgeault	For a sign-board and desk for St. Anicet Post Office	1 0 0	
J. J. Walker	For repairing a Post Office Stamp	0 1 10½	
E. Hoole	For a Date Stamp for Toronto Post Office	2 10 0	
James E. Ellis	For Difference in exchange of Clocks, &c., for Toronto Post Office	3 3 9	
D. G. Berri	For making Stamps for Post Office Department	234 14 9	
<i>Quarter ended 31st Dec: 1855.</i>			401 9 2½
Boston Hand-stamp Company ..	For Stamps for the Post Office Department ..	17 10 0	
J. Briggs	For a lamp, &c., for Post Office on Northern Railroad Car	0 17 6	
Do	For Lamps and Lanterns supplied for Post Offices on Railroad Cars	6 6 4	
Ondoret & Brother	For Tinsmiths' work for Montreal Post Office, Railroad cars, &c	4 17 7	
James E. Ellis	For cleaning and repairing Clock for Post Office Inspector's Office, Toronto	0 10 0	
Ferrier & Co	For lamps, mats, &c., for Post Office Inspector's Office, Montreal & P.O. on R.R. cars ..	5 2 4	
Gillard & Dow	For Carpenter's work performed in Montreal Post Office	35 7 0	
William Lloyd	For painting and glazing in Montreal Post Office, &c	6 0 10	
A. McBrien & Co	For stove-pipes, &c., for Post Office Inspector's Office, London	3 9 8	
F. McGuire	For an office chair for Montreal Post Office ..	3 10 9	
R. Millard	For an improved Hot Air Stove for Montreal Post Office	18 1 3	
James Morice	For Drawing-table, &c., for Post Office Inspector's Office, Montreal	2 13 9	
George Morrison	For Mason work performed in Montreal Post Office	31 14 3	
F. F. Mullins	For flags for celebrating the fall of Sebastopol ..	10 0 0	
G. F. Prowse	For Plumber's work for Montreal Post Office ..	30 14 1	

ACCOUNT of sums paid in discharge of Tradesmen's Bills, &c.—Year ending 31st March, 1856.—(Continued.)

NAME.	PARTICULARS.	AMOUNT.			AMOUNT.
		£	s.	d.	
Thomas Struthers	For papering and making carpet for Post Office Inspector's Office, London	4	11	6	
William Warren	For articles supplied for use of Post Office Insp'ts. office, London, & P.O. on R.R. cars	2	18	4	
D. M. Oltez	For a Letter-case for Bell Ewart Post Office	0	7	6	
William Clarke	For sign-board for do do	0	5	0	
W. A. Cole	For desk and letter-case for Georgeville Post Office	2	0	0	
Sharp & Houston	For Letter-boxes, &c., for Post Offices on Great Western Railroad cars	9	0	0	
John W. Bain	For tin candle-holders for Hamilton P. Office	1	1	3	
Samuel Muckleston	For twine, &c., for Kingston Post Office	1	14	10	
E. H. Smith	For hanging a bell in Kingston Post Office	0	15	0	
John Sangster	For stove-pipes, &c., for do	2	0	6	
Fraser & George	For a Safe for do	26	2	6	
A. McBride & Co.	For a stove, stove-pipes, &c., for London Post Office	6	12	4½	
Leon Vien	For a Letter-case and desk Longueuil Post Office	2	0	0	
Joseph Leblanc	For a Letter-case and desk Monte Bello Post Office	2	0	0	
R. Campbell & Co.	For matting for Montreal Post Office	1	2	10	
Hearle & Date	For Plumber's work for do	0	12	5	
Robert Varner	For repairing furnace door do	0	7	9	
George Mathews	For envelopes and stamping do	1	17	6	
Nolin & Mackenzie	For Letter-case and sign-board for New Liverpool Post Office	0	15	0	
J. Overell & Son	For Carpenter's work and materials for Quebec Post Office	5	6	6	
Richard J. Shaw	For twine, &c., for Quebec P.O. (10 months)	19	18	3	
S. Booth & Son	For glazing in Toronto Post Office	0	12	6	
Angus Dallas	For brooms, &c., for do	1	1	0	
James E. Pell	For a stretching frame for advertised Letter Lists, Toronto Post Office	0	10	0	
Charles Vale	For repairing locks for Toronto Post Office	0	6	3	
Piper & Brother	For Tinsmith's work for do	2	12	6	
John Worthington	For stone for stamping pad for do	1	10	0	
Thomas Haworth	For cotton twine for do	1	5	0	
Lyman, Brothers & Co	For hemp twine for do	0	16	8	
Samuel Corniel	For painting and glazing Post Office Department, Quebec	2	6	8	
Thomas Andrews	For a tin box with drawers for postage stamps, &c	3	4	6	
Hugh Miller	For Vermillion printing ink for Toronto Post Office	0	15	0	
<i>Quarter ended 31st March, 1856</i>					278 4 3½
D. G. Berri	For Stamps and Seals for P.O. Department	125	8	10	
Alexander Hamilton	For Painter's work for do	5	1	11	
William Kennett	For Carpenter's work for do	2	1	3	
William Kennett	For Carpenter's work for do	1	7	0	
John McGee	For Tinsmith's work performed in Post Office Department	13	3	4	
Patton & Co	For five sets of Toiletware, &c., for Post Office Department	4	7	4	
Rawdon, Wright, Hatch & Edson	For Printing 300,000 postage stamps for Post Office Department	15	2	3	
L. C. Leonard	For Tinsmith's work for Post Office Department, London	2	4	8	
Charles Mearns	For Carpenter's work for Post Office Department, London	9	2	6	
Aitken & Morrison	For plastering &c., for Montreal Post Office	14	3	2	
Boston Hand-stamp Company	For making Stamps for Post Office Department, Montreal	6	5	0	

ACCOUNT of sums paid in discharge of Tradesmen's Bills, &c.—Year ending 31st March, 1856.—(Concluded.)

NAME.	PARTICULARS.	AMOUNT.	AMOUNT.
		£ s. d.	£ s. d.
J. H. Evans	For two pair of seissors for Post Office Department, Montreal.	1 0 0	
Gillard & Dow	For making travelling-boxes for Railway Clerks, Post Office Department, Montreal	3 13 9	
Owen Garvey	For two office chairs for Post Office Department, Montreal.	0 15 0	
John Rogers	For Guard-rail, &c, for Montreal Post Office.	21 17 3	
Alexander Christie	For Hardware for Post Office Inspector's Office, Toronto.	0 14 4½	
William Atkinson	For baskets for waste-paper, Hamilton Post Office.	2 11 3	
Joel Carpenter & Co.	For a feather duster for Hamilton Post Office	0 11 3	
Samuel Mucklestone	For twine for Kingston Post Office.	1 7 6	
Craig & Campbell	For Carpenter's work, &c., for London Post Office.	29 10 1	
H. Coombs	For office furniture for London Post Office.	11 10 0	
William Steeds	For painting and glazing for do	10 5 0	
A. McBride & Co	For Tinsmith's work for do	2 18 7½	
William Evans	For two pair blankets for do	2 0 0	
William Steeds	For Painter's and Glazier's work for do	0 15 0	
William Warren	For Hardware for Montreal Post Office	0 9 7	
John Kemp	For Mason work for Quebec Post Office	4 5 0	
Gillard & Dow	For making Letter-boxes, &c. for Montreal Post Office	17 14 1	
Ferrier & Co.	For a Reading-lamp for Montreal Post Office.	0 10 6	
J. Overell & Son	For Carpenter's work for Quebec Post Office.	9 2 2	
John Robe	For Tinsmith's work for Quebec Post Office.	6 1 7	
Thomas Andrews	For Plumber's work and gas fittings for Quebec Post Office	22 3 9	
Henry F. Clement	For Pigeon-holes and desk for Rivière du Loup Post Office	2 3 0	
T. D. Harris	For a Water-filter and repairing a Hot Air Furnace, Toronto Post Office.	5 15 0	
James Crapper	For Plumber's work for Post Office Toronto	3 6 3	
R. Lewis & Son	For cotton twine for Post Office, Toronto.	1 3 10	
Lyman, Brothers & Co	For twine for do do	1 0 0	
			361 11 1
	Total, year ended 31st March, 1856.	£	1304 14 8

ROBERT SPENCE,
Postmaster General.

E. J. KING,
Accountant.

(C. IN REPORT NO. 4.)

ACCOUNT of sums paid for Rents and Taxes on account of the Post Office Department in Canada, for the year ended 31st March, 1856.

NAME.	PARTICULARS:	AMOUNT.	AMOUNT.
		£ s. d.	£ s. d.
<i>Quarter ended 30th June, 1855.</i>			
James Keiller	Rent of Inspector's Office, London	10 0 0	
Corporation of Kingston	Rent of the Post Office Building, Kingston	14 0 0	
Seminary of Montreal	Rent of the ground on which the Montreal Post Office is built, six months	100 0 0	
Montreal Water Works	Six month's supply of Water, Montreal Post Office	6 10 0	
Toronto Water Company	Three month's supply of Water, Toronto Post Office	5 0 0	
E. Ritchie	Rent of Post Office Building, Hamilton	37 10 0	
Aylmer East	Allowance to cover Office Rent	3 15 0	
Barrie	do do	5 0 0	
Belleville	do do	10 0 0	
Brantford	do do	12 10 0	
Brockville	do do	12 10 0	
Chatham, West	do do	12 10 0	
Cobourg	do do	12 10 0	
Cornwall	do do	7 10 0	
Dundas	do do	7 10 0	
Dundas	do do (omitted Dec., '54)	2 10 0	
Galt	do do	7 10 0	
Goderich	do do	5 0 0	
Guelph	do do	10 0 0	
Ingersoll	do do	5 0 0	
London	do do	12 10 0	
Niagara	do do	7 10 0	
Ottawa	do do	18 15 0	
Owen's Sound	do do	5 0 0	
Paris	do do	10 0 0	
Perth	do do	7 10 0	
Peterboro'	do do	7 10 0	
Picton	do do	5 0 0	
Port Hope	do do	12 10 0	
Prescott	do do	12 10 0	
Preston	do do	6 5 0	
St. Catharines, West	do do	10 0 0	
St. Hyacinth	do do	5 0 0	
St. John's, East	do do	5 0 0	
St. Thomas, West	do do	5 0 0	
Sandwich	do do	5 0 0	
Sherbrooke	do do	5 0 0	
Simcoe	do do	5 0 0	
Smith's Falls	do do	5 0 0	
Suspension Bridge	do do	25 0 0	
Three Rivers	do do	7 10 0	
Whitby	do do	7 10 0	
William Henry	do do	5 0 0	
Woodstock	do do	10 0 0	
			487 15 0
<i>Quarter ended 30th Sept., 1855.</i>			
James Keiller	Rent of P. O. Inspector's Office, London	10 0 0	
Corporation of Kingston	Assessment on Post Office, Kingston, 1 yr.	6 9 2	
Toronto Water Company	Water Rent on Post Office, Toronto	5 0 0	
E. Ritchie	Rent of Post Office, Hamilton	37 10 0	
Corporation of Kingston	Rent of Post Office, Kingston	10 0 0	
Aylmer, East	Allowance to cover Office Rent	3 15 0	
Barrie	do do	5 0 0	
Belleville	do do	10 0 0	
Brantford	do do	12 10 0	
Brockville	do do	12 10 0	
Chatham, West	do do	12 10 0	

Account of sums paid for Rent and Taxes, &c.—Year ending 31st March, 1856.

(Continued.)

NAME.	PARTICULARS.	AMOUNT.			AMOUNT.		
		£	s.	d.	£	s.	d.
Cobourg	Allowance to cover Office Rent.....	12	10	0			
Cornwall.....	do do	7	10	0			
Dundas	do do	7	10	0			
Galt	do do	7	10	0			
Goderich	do do	5	0	0			
Guelph	do do	10	0	0			
Ingersoll	do do	5	0	0			
Niagara	do do	7	10	0			
Ottawa City	do do	18	15	0			
Owen's Sound	do do	5	0	0			
Paris	do do	10	0	0			
Perth	do do	7	10	0			
Peterboro'	do do	7	10	0			
Pictou	do do	5	0	0			
Port Hope	do do	12	10	0			
Prescott	do do	12	10	0			
Preston	do do	6	5	0			
Queenston	do do (18 mos.)	45	0	0			
St. Catharines, West.....	do do	10	0	0			
St. Hyacinthe.....	do do	5	0	0			
St. John's, East	do do	5	0	0			
St. Thomas, West	do do	5	0	0			
Sandwich	do do	5	0	0			
Sherbrooke	do do	5	0	0			
Simcoe	do do	5	0	0			
Smith's Falls	do do	5	0	0			
Suspension Bridge.....	do do	25	0	0			
Three Rivers	do do	7	10	0			
Whitby	do do	7	10	0			
William Henry	do do	6	5	0			
Windsor	do do (9 mos.)	15	0	0			
Woodstock	do do	10	0	0			
					433	10	0
<i>Quarter ended 31st Dec., 1855.</i>							
Benj. Jarman	Sweeping chimneys of Post Office, London.	0	3	0			
M. Seger	Rent of Post Office, London	43	15	0			
E. Ritchie	Rent of Post Office, Hamilton.....	37	10	0			
Corporation of Kingston	Rent of Post Office, Kingston	10	0	0			
Seminary of St. Sulpice	Ground rent for Post Office, Montreal, 6 mos.	100	0	0			
Montreal Water Works.....	Six month's supply of Water, Montreal Post Office.....	6	10	0			
Toronto Water Company	Three month's supply of Water, Toronto Post Office	5	0	0			
Aylmer	Allowance to cover Office Rent.....	3	15	0			
Barrie	do do	5	0	0			
Belleville	do do	10	0	0			
Brantford	do do	12	10	0			
Brockville	do do	12	10	0			
Chatham	do do	12	10	0			
Cobourg	do do	12	10	0			
Cornwall	do do	7	10	0			
Dundas	do do	7	10	0			
Galt	do do	7	10	0			
Goderich	do do	5	0	0			
Guelph	do do	10	0	0			
Ingersoll	do do	5	0	0			
Niagara	do do	7	10	0			
Ottawa City	do do	18	15	0			
Owen's Sound	do do	5	0	0			
Paris	do do	10	0	0			
Perth	do do	7	10	0			
Peterboro'	do do	7	10	0			
Pictou	do do	5	0	0			
Port Hope	do do	12	10	0			

ACCOUNT of sums paid for Rent and Taxes, &c.—Year ending 31st March, 1856.
—(Concluded.)

NAME.	PARTICULARS.	AMOUNT.			AMOUNT.		
		£	s.	d.	£	s.	d.
Prescott	Allowance to cover Office Rent.....	12	10	0			
Preston	do do	6	5	0			
St. Catherines	do do	10	0	0			
St. Hyacinthe	do do	5	0	0			
St. John's, C. E.	do do	5	0	0			
St. Thomas	do do	5	0	0			
Sandwich	do do	5	0	0			
Sherbrooke	do do	5	0	0			
Simcoe	do do	5	0	0			
Smith's Falls	do do	5	0	0			
Suspension Bridge	do do	25	0	0			
Three Rivers	do do	7	10	0			
Whitby	do do	7	10	0			
William Henry	do do	3	15	0			
Windsor	do do	5	0	0			
Woodstock	do do	10	0	0			
<i>Quarter ended 31st March, 1856.</i>					510	8	0
M. Seger	Rent of London Post Office	44	10	0			
Toronto Water Company	Five month's supply of water to P. O. D. ...	6	5	0			
J. S. Garret	Rent of Post Office, Hamilton, including six months extra allowance as per agreement	82	2	6			
Corporation of Kingston	Rent of Post Office, Kingston	10	0	0			
Joseph Dupuis	Sweeping chimneys in Montreal Post Office.	0	9	0			
Toronto Water Company	Three month's supply water to Toronto P. O.	5	0	0			
Aylmer East	Allowance to cover Office Rent	3	15	0			
Barrie	do do	5	0	0			
Belleville	do do	10	0	0			
Brantford	do do	12	10	0			
Brockville	do do	12	10	0			
Chatham West	do do	12	10	0			
Cobourg	do do	12	10	0			
Cornwall	do do	7	10	0			
Dundas	do do	7	10	0			
Galt	do do	7	10	0			
Goderich	do do	5	0	0			
Guelph	do do	10	0	0			
Ingersoll	do do	5	0	0			
Niagara	do do	7	10	0			
Ottawa City	do do	18	15	0			
Owen's Sound	do do	5	0	0			
Perth	do do	7	10	0			
Peterboro'	do do	7	10	0			
Picton	do do	5	0	0			
Port Hope	do do	12	10	0			
Prescott	do do	12	10	0			
Preston	do do	6	5	0			
St. Catherines West	do do	10	0	0			
St. Hyacinthe	do do	5	0	0			
St. John's, C. E.	do do	5	0	0			
St. Thomas, C. W.	do do	5	0	0			
Sandwich	do do	5	0	0			
Sherbrooke	do do	5	0	0			
Simcoe	do do	5	0	0			
Smith's Falls	do do	5	0	0			
Suspension Bridge	do do	25	0	0			
Three Rivers	do do	7	10	0			
Whitby	do do	7	10	0			
William Henry	do do	5	0	0			
Windsor	do do	5	0	0			
Woodstock	do do	10	0	0			
<i>Year ended 31st March, 1856.</i>					£	1879	3 8

(D. IN REPORT No. 4.)

REPORT in detail of the Expenditure of the Department for Stationery, Printing and Advertising, during the year ended 31st March, 1856.

NAME.	SERVICE.	AMOUNT.	AMOUNT.
		£ s. d.	£ s. d.
Quarter ended, 30th June, 1855.			
Brewer, Macphail & Co.	For Stationery for use of Post Office Department (6 months)	27 9 4	
A. Buntin & Co.	For Stationery for Post Office Inspector Montreal	8 2 0	
Derbshire & Desbarats.	For Stationery for Post Office Department (6 months)	96 5 10	
John Duff	For Stationery for Post Office Inspector, Kingston	7 19 5	
John Lovell	For Printing work, Post Office Department,	309 10 7	
Do	For Printing work, Post Office Department,	25 0 6	
Do	For Printing work, Post Office Department,	98 3 5	
Macdonald & Logan	For wrapping paper and twine, Post Office Department to 13th March, 1855	7 4 6	
R. & A. Miller	For Stationery for Post Office Inspector, Montreal	2 17 9½	
P. Sinclair	For Stationery for Post Office Department, till 19th February, 1855		
Talbot & Siddins	For advertising in Middlesex <i>Prototype</i> , and printing for Post Office Department, (Jan. 1855.)	2 8 0	
W. W. Smith	For advertising Mail contract in St. John's <i>News</i>	2 11 0	
Do	For advertising Mail contract in St. John's <i>News</i>	2 12 6	
The Quebec "Morning Chronicle"	For advertising, &c., for Post Office Department (6 months)	19 17 2	
Do "Mercury"	For advertising for Post Office Department, one year, till 21st April, 1855	8 6 9	
The Paris "Meaple Leaf"	For advertising Mail contracts (May, 1855)	5 11 4	
Owler & Stevenson	For advertising for Tenders for Mail Service (Montreal <i>Sun</i>)	2 4 0	
Low & Chamberlain	For advertising for Tenders for Mail Service (Montreal <i>Gazette</i>)	2 17 6	
D. W. Harte	For printing and advertising for Post Office Department (4 months)	48 2 3	
Carleton Place "Herald"	For 3½ years' subscription	1 19 9	
Kingston "Herald"	For 2½ do do	3 15 0	
"L'Ere Nouvelle"	For 1 do do	0 12 6	
Montreal "Herald"	For 1 do do	2 0 0	
Ottawa "Railway Times"	For 2 do do	1 10 0	
Peterboro' "Review"	For 2 do do	1 5 0	
The Quebec "Colonist"	For 2 do do and advertising	3 15 0	
The Three Rivers "Enquirer"	For 1 do do	0 10 0	
Aylmer E.	For advertising Dead Letters, &c	0 8 10	
Ayr	For do do	0 7 11	
Belleville	For do do	2 6 9	
Berlin	For do do 21 months	4 5 3	
Bowmanville	For do do	0 14 8	
Bradford	For do do	0 12 9	
Brantford	For do do	1 17 6	
Brighton	For do do	0 5 10	
Brockville	For do do	3 13 4	
Burford	For do do	0 15 8½	
Carleton Place	For do do	0 10 0	
Do	For do do Back Quarter	0 7 6	
Chippawa	For do do	0 6 11½	
Chatham, C. W.	For do do	1 7 11	
Clarke	For do do	0 6 10	
Cobourg	For do do	4 4 4	

REPORT in detail of the Expenditure of the Department, &c., year ending 31st March, 1856.—(Continued.)

NAME.	SERVICE.	AMOUNT.			AMOUNT.		
		£.	s.	d.	£.	s.	d.
Cornwall	For advertising Dead Letters	0	6	10			
Delhi	do do do	0	4	0			
Drummondville	do do do	0	7	8			
Dundas	do do do	0	19	5½			
Dunnville	do do do	0	12	0½			
Frankford	do do do	0	14	7			
Freiburg	do do do	0	3	6			
Galt	do do do	1	5	3½			
Gurafraux	do do do	0	2	7½			
Guelph	do do do	1	7	4			
Hamilton	do do do	4	0	7			
Hamilton	For Stationery	8	12	11			
Hamilton "Journal & Express"	For advertising Dead Letters	5	3	5			
Hamilton "Gazette"	do do	11	4	5			
Hamilton "Spectator"	do do and printing	12	9	8			
Hamilton	do do Reward for Post Office Robbery	1	16	0			
Ingersoll	do do Dead Letters	2	18	7			
Kemptville	do do do	0	12	0½			
Kingston	do do and printing	4	9	4½			
Kingston, C.W. De l'Armitage	For Stationery	10	13	8½			
Kingston, John Duff	do do	7	6	9			
Kingston	For Printing work	1	2	6			
Lanark	For advertising Dead Letters	0	4	0			
London "Times"	do do do	2	5	9			
London "Canadian Free Press"	do do do	2	19	5			
Millbrook	do do do	0	9	9½			
Montreal "La Minerve"	do do do &c.	19	5	8			
Montreal "Pilot"	do do do &c.	20	15	8			
Montreal "Herald"	do do	2	10	2			
Montreal, R. & A. Miller	For Stationery and twine (6 months)	52	18	1			
Montreal, A. Buntin & Co.	do do (11 months)	20	11	2			
Montreal	For Gazetteer and Directory for the Montreal Post Office	2	17	6			
Napanee	For advertising Dead Letters	1	1	0			
Newburgh	do do do	0	6	11			
New Hamburg	do do do	0	16	1½			
Newmarket	do do do	0	9	9½			
New Hope	do do do	0	3	0½			
Niagara	do do do	0	13	2½			
Oakville	do do do	0	6	7½			
Oshawa	do do do	0	8	4			
Paris	For printing and advertising	2	10	8			
Perth	For advertising Dead Letters, &c.	1	18	8			
Peterboro'	do do do &c.	2	16	2½			
Petersburg	do do do	0	7	1½			
Pictou	do do do	2	1	9			
Port Dover	do do do	0	12	0			
Port Hope	do do do	2	10	7			
Port Hope	do do Mail Contracts	1	17	4			
Port Sarnia	do do Dead Letters	0	17	9½			
Prescott	do do do	1	4	3			
Preston	do do do	1	0	10½			
Quebec "Morning Chronicle"	do do do (6 months)	8	9	5			
Quebec "Colonist"	do do do	2	3	10			
Quebec	do Ink	0	9	0			
Quebec	do Wrapping paper and Sealing-wax	5	4	0			
St. Catharines	For advertising Dead Letters	3	1	8			
St. Clements, C.W.	do do do	0	3	11			
St. Hyacinthe	do do do	0	12	5½			
St. Jacobs	do do do	0	2	0			
St. Thomas, C.W.	do do do	0	11	10½			
Seneca	do do do	0	6	3½			
Shakspere	do do do	0	12	2			

REPORT in detail of the Expenditure of the Department, &c., year ending 31st March, 1856.—(Continued.)

NAME.	SERVICE.	AMOUNT.	AMOUNT.
		£ s. d.	£ s. d.
Sherbrooke.....	Advertising Dead Letters	1 1 8	
Simcoe.....	do do	1 3 9½	
Stratford.....	do do	0 17 3	
Thorold.....	do do	0 9 1	
Three Rivers.....	do do	1 7 3½	
Three Rivers.....	do do	2 2 9	
Toronto, James Lesslie.....	Stationery	22 19 0	
Toronto "Mirror".....	Advertising Dead Letters	7 19 4	
Toronto "Guardian".....	do do	7 19 1	
Toronto, James Lesslie.....	Stationery, &c., Back Quarter.....	13 2 6	
Toronto, Maclear & Co.....	do	4 1 9	
Waterloo, C. W.	Advertising Dead Letters	0 16 11	
Wellesley.....	do do	0 4 5	
West Flamboro'.....	do do	0 3 5½	
West Woolwich.....	do do	0 8 2	
<i>Quarter ended 20th Sept. 1855.</i>			1027 19 11
A. Buntin & Co.....	Stationery for Post Office Inspector's Office, Montreal.....	3 1 9	
John Duff.....	Stationery for Post Office Inspector's Office, Kingston.....	8 19 3	
James Gilleen.....	Stationery for Post Office Inspector's Office, London (6 months).....	19 7 0	
Hamilton "Spectator".....	Advertising; December, 1854.....	3 1 6	
John Lovell.....	Printing for Post Office Department.....	253 6 9	
John Lovell.....	do do	23 15 3	
John Lovell.....	do do	277 17 8	
Thomas Messenger.....	Advertising for Post Office for Mail Service.....	1 15 0	
R. & A. Miller.....	Stationery for Post Office Inspector's Office, Montreal.....	2 12 0	
"Paris Star".....	Advertising for Mail Contracts	4 12 6	
"Sherbrooke Gazette".....	do do	2 11 3	
"Quebec Colonist".....	Subscription and advertising.....	4 6 3	
Talbot & Siddons.....	Printing for Post Office Department.....	2 8 9	
Allanville.....	Advertising Dead Letters	1 7 9½	
Aurora.....	do do (6 months).....	0 10 6½	
Aylmer, Ottawa.....	do do	0 5 7½	
Ayr.....	do do	0 7 7	
Belleville.....	do do	2 0 3	
Berlin.....	do do	1 4 4	
Bond Head.....	do do	0 3 6	
Bowmanville.....	do do	0 16 0	
Bradford.....	do do	0 10 2	
Brantford.....	do do	1 1 4½	
Brantford.....	do and Printing	0 15 7½	
Brighton.....	do Dead Letters	0 4 9½	
Brockville.....	do do	1 15 1½	
Carleton Place.....	do do	0 5 0	
Chatham, C. W.	do do	1 6 3	
Chippawa.....	do do	0 4 9½	
Clarke.....	do do	0 5 0	
Cobourg.....	do do	1 5 7	
Drummondville, C. W.	do do	0 10 3	
Dunnville.....	do do	0 11 4½	
Galt.....	do do	1 2 3	
Guelph.....	do do	1 9 2	
Hamilton "Spectator".....	do do &c.	12 14 8	
Hamilton "Gazette".....	do do &c.	11 5 5	
Hamilton, Thomas & Lathrop.....	Stationery	9 11 3	
Hamilton, Jas. Buntin & Co.....	do	8 19 1	
Ingersoll.....	Advert sing	2 13 11	
Kingston, John Duff.....	Stationery	5 13 3	
Kingston "Herald".....	Advertising Dead Letters, &c.....	14 18 6	

REPORT in detail of the Expenditure of the Department. &c., for year ending 31st
March, 1856.—(Continued.)

NAME.	SERVICE.	AMOUNT.			AMOUNT.		
		£	s.	d.	£	s.	d.
Lanark	Advertising Dead Letters, &c.	0	4	9½			
London, C.W., Jas Lesslie	Stationery	1	12	6			
London, C.W., Andrews & Coome.	do	7	3	7			
London "Times"	Advertising Dead Letters	4	6	6½			
Matland	do do	0	11	11½			
Mariposa	do do	0	2	6½			
Millbrook	do do	0	3	0½			
Montreal, "La Minerve"	do do, &c	5	9	4½			
Montreal, Mrs. McKay	Stationery	0	15	0			
Montreal "Pilot"	Advertising Dead Letters	12	7	9			
Montreal, R. & A. Miller	Stationery	14	19	11½			
Napanea	Advertising Dead Letters	1	3	0			
New Castle	do do	0	8	5½			
New Hamburg	do do	0	14	6			
New Hope	do do	0	7	6			
Newmarket	do do	0	4	0			
Niagara	do do	0	14	8½			
Oakville	do do	0	5	2			
Orono	do do	0	12	7½			
Ottawa City "Gazette"	do do 4 months	1	8	3			
Do	Printing	0	8	6			
Ottawa, "Ottawa Citizen"	Advertising Dead Letters	0	13	6			
Ottawa "Railway Times"	do do	1	4	6			
Owen's Sound	do do 6 months	1	3	9			
Owen's Sound	do Departure of Mails	0	7	6			
Paris	Stationery	0	5	0			
Paris "Star"	Advertising Dead Letters, &c	4	12	4			
Pembroke	do do	0	8	9½			
Perth, C.W.	do do	0	14	8			
Peterboro'	do do	0	19	2½			
Pictou	do do	2	11	4½			
Port Hope	do do 1 month	0	13	0			
Port Hope	do do 2 months	1	5	5			
Port Hope	do Mail Contract	1	5	0			
Port Sarnia	do Dead Letters	0	16	8			
Prescott	do do	1	8	6			
Quebec, T. M. Laughlin	Stationery	1	10	0			
Quebec, McDonald & Logan	do	30	16	6			
St. Catharines	Advertising Dead Letters	3	12	1½			
St. Hyacinthe	do do	0	12	3½			
St. Jacobs	do do	0	1	11			
St. Thomas, C. W.	do do	0	11	10			
Seneca	do do	0	14	7½			
Shakespeare	do do	0	10	5			
Sheffield	do do	0	6	1½			
Sherbrooke	do do &c	1	2	7½			
Simcoe	do do	1	1	6½			
Stratford	do do	1	0	9½			
Thorold	do do	0	10	8			
Three Rivers, G. Lannagan	do do &c	1	16	6½			
Three Rivers, H. Rowan	do	1	4	6			
Toronto, J. C. Geikie	Stationery	1	4	4½			
Toronto, James Lesslie	Advertising and Printing	4	7	6			
Toronto "Mirror"	do Dead Letters	8	13	1			
Toronto "Guardian"	do do	8	14	11			
Victoria	do do	0	7	4			
Waterloo, C.W.	do do	0	19	8			
Wellesley	do do	0	3	1			
West Famboro'	do do	0	6	3			
Woodstock "Gazette"	do do	1	10	1½			
Woodstock "Spirit of the Times"	do do	8	4	9½			
Quarter ended 31st Dec. 1855.					884	9	11½
"Leader and Patriot"	Advertising, &c., for P. O. Department, 22 months	12	1	5			

REPORT in detail of the Expenditure of the Department, &c., for year ending 31st March, 1856.—(Continued.)

NAME.	SERVICE.	AMOUNT.	AMOUNT.
		£ s. d.	£ s. d.
Brantford "Courier"	Advertising Department Circular	1 0 0	
Brantford "Expositor"	do for Mail Tenders	0 11 3	
Brockville "Recorder"	do Department Circular	0 12 6	
Brewer & Macphail	Stationery, P. O. D., 5 months	33 16 9	
J. A. Campbell	Advertising Post Office notice, Georgetown	0 19 8	
Detroit "Free Press"	do Mail Robbery	0 15 0	
Desbarats and Derbyshire	Stationery, P. O. D., 6 months	40 15 7	
John Duff	do P. O. L's Office, Kingston	12 11 9	
D. W. Harte, "London Times"	Printing and advertising for P. O. D.	18 12 6	
Kingston "Herald"	Printing for P. O. D.	1 5 0	
"La Patrie"	Advertising for Mail Contracts	6 7 6	
John Lovell	Printing work, P. O. D.	231 6 10	
John Lovell	do do	11 14 3	
John Lovell	do do	35 14 5	
Lynch & Dowsley	Stationery for do, 12 months	2 5 4	
Montreal "Gazette"	Advertising Mail Tables, Kingston	32 19 2	
Morning "Herald"	Printing work, P. O. D., do	10 5 0	
Montreal "Pilot"	Subscription and advertising, do	2 8 0	
Montreal "Pilot"	Advertising Mail Contracts, do	3 5 0	
Napanee "Reformer"	do Department Circular	1 0 0	
The "Old Countryman"	do do do	1 12 0	
The "Peterborough Review"	do do do	1 8 0	
John Rowlands	Printing Time Bills for P. O. D.	4 0 0	
The "Toronto Mirror"	Advertising Department order	1 3 4	
Aurora	do Dead Letters	0 5 7½	
Aylmer, Ottawa	A Blank Book	0 5 0	
Aylmer, Ottawa	Advertising Dead Letters	0 8 7½	
Aylmer, West	Printing and advertising Dead Letters	0 13 6½	
Ayr	Advertising Dead Letters	0 10 0	
Belleville	do do	1 18 2½	
Berlin	do do	1 0 9	
Bowmanville	do do &c.	1 1 8	
Bradford	do do	0 10 10½	
Brantford	do do	0 19 6½	
Brockville	do do	1 12 7	
Carleton Place	do do	0 5 0	
Chatham, C. W.	do do	1 8 5	
Cobourg	do do	1 17 7	
Cornwall	do do &c.	1 7 4	
Drummondville, C. W.	do do	0 8 11½	
Dunnville	do do	0 11 3	
Fergus	do do	1 0 2	
Galt	do do &c.	3 1 9	
Granby	do do	0 2 3	
Guelph	do do	1 12 1	
Hamilton "Spectator"	do do &c.	13 11 7½	
Hamilton "Gazette"	do do	11 12 1	
Hamilton, James Buntin	Stationery	11 11 11	
Ingersoll	Advertising Dead Letters	2 16 6½	
Kemptville	do do	0 17 10½	
Kingston "News"	do	4 17 5	
Kingston, John Duff	Stationery	7 8 3	
Kingston "Herald"	Advertising Dead Letters	13 1 9½	
Kingston, J. M. Creighton	Printing	1 5 0	
Lindsay	Advertising Post Office Notices	1 2 1	
London, C. W. "Times"	do Dead Letters	3 17 8	
London, C. W. "Times"	do Department Circulars	1 0 0	
London, Andrews & Coombe	Stationery	8 1 3	
Montreal "La Minerve"	Advertising Dead Letters	7 18 1½	
Montreal "Pilot"	do and Printing	18 18 9	
Montreal "La Patrie"	do	5 0 0	
Montreal, R. & A. Miller	Stationery	30 4 8	

REPORT in detail of the Expenditure of the Department, &c., year ending 31st March, 1856.—(Continued.)

NAME.	SERVICE.	AMOUNT.	
		£	s. d.
Montreal	Harper's Gazetteer	2	0 0
New Hamburg	Advertising Dead Letters	0	16 3
New Hope	do do	0	0 10
Newmarket	do do	0	4 11
Niagara	do do	0	12 7½
Ottawa City	do do	1	1 9
Owen's Sound	do do	0	11 5
Paris	do do &c. (4 months ending February, 1856)	4	1 4
Pembroke	Advertising Dead Letters	0	5 8
Perth	do do	0	11 1½
Peterboro'	do do	1	3 6½
Petersburg	do do	0	9 9
Pictou	do do	1	5 9
Port Hope	do do	1	15 0
Port Sarnia	do do	1	9 0½
Prescott	do do	1	4 1
Preston	do do	0	16 0½
Preston	do Quarter ending 30th Sept., 1855	0	11 6
Quebec, Macdonald & Logan	Stationery	19	14 6
Quebec "Morning Chronicle"	Printing and advertising (6 months)	18	9 3
Quebec, P. Sinclair	Stationery	1	13 3
Quebec "Mercury"	Advertising (6 months)	1	10 0
Quebec "Morning Chronicle"	do	2	9 6
St. Catharines	do Dead Letters	3	5 9
Do	do (12 months)	1	0 0
St. Clements	do Dead Letters	0	2 4
St. Hyacinthe	do do	0	13 8
St. Jacobs	do do	0	3 0½
St. Thomas, C. W.	do do	0	19 1
Seneca	do do	0	7 0
Sherbrooke	do do &c.	1	2 10
Simcoe	do do	1	0 5
South Zorra	do do	0	1 3
Statford	do do	1	2 3½
Thorold	do do	0	10 3½
Three Rivers "L'ere Nouvelle"	do	1	5 0
Three Rivers	Stationery	0	6 0
Three Rivers "Inquirer"	Advertising Dead Letters	2	0 2
Toronto, G. R. Sanderson	Binding, &c.	0	10 7½
Toronto, Maclear & Co	Stationery (6 months)	5	4 3
Toronto, "Leader and Patriot"	Printing and advertising	6	6 3
Toronto "Guardian"	Advertising Dead Letters	9	6 4
Toronto "Mirror"	do do	9	12 3½
Toronto, James Le-slie	Stationery	25	3 9½
Waterloo	Advertising Dead Letters	0	17 7½
Wellesley	do do	0	2 5
West Flamboro'	do do	0	10 4½
Woodstock	do do	0	11 6
Quarter ended 31st March, 1856.			
Charles Fletcher	Stationery for Post Office Dept. (4 months)	61	7 3
John Lovell	Printing for Post Office Department	2	5 16 9
John Lovell	do do	49	15 7
John Lovell	do do	21	13 3
Kingston "Com. Advertiser"	Advertising Post Office Notices, &c., in Post Office Department	3	13 5
Kingston "Morning Herald"	do do operations do	8	10 0
Do do	do one year's subscription do	1	10 0
The "London Times"	do four years do do	3	0 0
"Montreal Gazette"	do one year's subscription and advertising P. O. circular in P. O. Department.	2	17 0
The "Napanee Reformer"	Advertising for tenders for mail contract.	2	0 0

REPORT in detail of the Expenditure of the Department, &c., year ending 31st March, 1856.—(Continued.)

NAME.	SERVICE.	AMOUNT.			AMOUNT.		
		£	s.	d.	£	s.	d.
Toronto "Colonist"	Advertising Post Office operations	3	10	0			
Andrews & Coombe.....	Stationery supplied to Post Office Inspector's Office, London.....	3	17	6			
Andrews & Coombe.....	Stationery to the Post Office Inspector's Office (Quarter ended 31st Dec. 1855), London.....	5	11	3			
James Gillean	Stationery, Post Office Inspector's Office, London	6	19	7			
James Gillean	Stationery, Post Office Inspector's Office (Quarter ended 31st Dec. 1855) London.....	8	14	4			
The London "Free Press"	Printing work, P.O. Inspector's Office, London	13	14	10			
D. W. Harte.....	do on mail bags do do	0	14	0			
D. W. Harte.....	do and advertising do do	3	7	6			
William A. Rooth	Printing handbills and advertising mail contracts for P.O. Inspector's Office, London.....	0	17	10			
Hamilton "Gazette"	Advertising mail contracts, (Quarter ended 31st Dec. '54) P.O. Insp. Office, London	1	9	2			
John Duff	Stationery, &c., P.O. Department	7	1	6			
Kingston "Morning Herald"	Printing and advertising do	13	12	2			
D. Oliphant "Brighton Flag"	Advertising mail contracts	2	17	0			
Montreal "Pilot"	do For tenders for mail contracts, Post Office Department	8	12	8			
Montreal "La Minerve"	do Mail contracts Post Office Department	7	7	6			
Montreal "Gazette"	Advertising mail contracts, (Quarter ended 30th June, '55) P. O. Department	3	13	6			
R. & A. Miller.....	Stationery, (Quarter ended 31st Dec., 1855) Post Office Department	5	14	8			
E. Pickup	Stationery, Post Office Department	3	12	6			
Montreal "Herald"	Printing work do	0	10	0			
Montreal "La Patrie"	Adv. for tenders for mail contracts do	7	8	9			
St. John's "News"	do do do	3	2	3			
W. R. Brown.....	2 copies of City Directory do	1	5	0			
John Ellis.....	2 maps of Counties of York, Ontario and Peel, Post Office Department.....	1	5	0			
Thompson & Co	A list of Post Offices in United States, Post Office Department.....	0	2	6			
Ancaster "Spectator"	Advertising Dead Letters (8 months)	1	7	5			
Ancaster	do	0	7	3			
Ancaster "Warder"	do Dead Letters	0	6	7			
Aurora	do do	0	6	6			
Aylmer, Ottawa.....	do do	0	6	0			
Ayr	do do	0	10	4½			
Barrie	Advertising mail arrangements	1	1	4			
Belleville	do Dead Letters	1	17	4½			
Berlin	do do	1	4	2			
Bowmanville	do do	0	14	6			
Bradford	do do	0	15	11			
Brantford	do do	1	17	6			
Brighton	Advertising a Department circular.....	0	15	0			
Brighton	do Dead Letters	0	13	0			
Brockville	do do (4 months)	2	15	3			
Carleton Place	do do	0	8	0			
Chatham, C.W	do do	1	5	0			
Clarke	do do	0	9	2			
Cobourg	do do	1	9	9			
Cornwall	do do	0	7	9			
Doon	do do	0	1	9			
Drummondville, C.W.....	do do	0	9	4½			
Dunville	do do	0	11	3			
Fergus	do Post Office circulars	0	16	0			
Galt	do Post Office notices & Dead Letters.....	1	18	7½			
Guelph	do Dead Letters	1	19	8			
Guelph	do Post Office circulars	0	16	0			

REPORT in detail of the Expenditure of the Department, &c., year ending 31st March, 1856.—(Continued.)

NAME.	SERVICE.	AMOUNT.	AMOUNT.
		£ s. d.	£ s. d.
Hamilton "Gazette".....	Advertising P.O. notices & Dead Letters...	12 16 6	
Hamilton, James Buntin & Co.	Stationery.....	17 7 11	
Hamilton "Spectator".....	Advertising P. O. notices and Dead Letters	23 3 11	
Kemptville.....	do Dead Letters.....	0 10 10½	
Kingston.....	do Post Office notices & Dead Letters.	5 10 11	
Kingston "News and Chronicle"	do and printing.....	5 1 0.	
Kingston, John Duff.....	Stationery.....	7 1 8	
London "Prototype".....	Advertising Dead Letters, &c.....	4 6 6	
London "Times".....	do do.....	1 14 0½	
London "Times".....	Printing Mail Arrangements, &c.....	4 5 0	
London, Andrews & Coombe	Stationery.....	2 16 10	
Mariposa.....	Advertising Dead Letters.....	0 7 6	
Millbrook.....	do do.....	0 13 3½	
Montreal, "La Patrie".....	do the arrival & departure of Mails	1 5 0	
Do "La Minerve".....	do the departure of Mails and Dead Letters	8 11 6½	
Do "Pilot".....	do do do.....	13 17 3	
Do R. & A. Miller.....	Stationery.....	17 9 10	
Newcastle.....	Advertising Dead Letters.....	0 11 6	
New Hamburg.....	do do.....	0 16 8	
New Hope.....	do do.....	0 3 2½	
Newmarket.....	do do.....	0 6 1½	
Niagara "Mail".....	do P. O. Circulars and Dead Letters	1 14 9½	
Oakville.....	do Dead Letters.....	0 9 9	
Ottawa City.....	do do.....	1 7 0	
Owen's Sound.....	do do.....	0 12 6	
Pembroke.....	do do.....	0 11 7½	
Perth.....	do do.....	0 15 6	
Peterboro'.....	do Dep't Circular & Dead Letters..	2 0 7	
Petersburg.....	do Dead Letters.....	0 8 7½	
Pictou.....	do Department Circular.....	0 18 0	
Pictou "Gazette".....	do Mail Contracts and Dead Letters	4 17 0	
Pontiac Mills.....	do Dead Letters.....	0 4 2	
Port Hope.....	do do.....	1 18 6	
Port Sarnia.....	do do.....	0 11 4½	
Prescott.....	do do.....	1 5 2½	
St. Catharines, W.....	do do.....	3 3 10½	
Quebec "Mercury".....	do Departure of mails.....	5 4 6	
St. Clements.....	do Dead Letters.....	0 3 1½	
St. Hyacinthe.....	do do.....	0 16 11½	
St. Mary's, Blanchard.....	do do.....	1 3 6	
St. Jacobs.....	do do.....	0 6 8	
St. Thomas, W.....	do do.....	0 15 10½	
Shakespeare.....	do do.....	0 12 4	
Sherbrooke.....	do P.O. notices and Dead Letters..	1 2 6	
Simcoe.....	do Dead Letters.....	1 8 9	
South Zorra.....	do do.....	0 3 1½	
Stouffville.....	do do.....	0 3 4½	
Stratford.....	do A Department circular.....	0 18 6	
Streetsville.....	do Dead Letters.....	0 8 1½	
Suspension Bridge.....	do do.....	0 8 4½	
Thorold.....	do do.....	0 11 10½	
Three Rivers.....	do change of hour in departure of mails	0 10 0	
Three Rivers.....	do do and Dead Letters.....	1 3 6½	
Toronto, James Lesslie.....	Stationery (6 months).....	32 5 6	
Toronto, Maclear & Co.....	do.....	5 4 6	
Toronto "Guardian".....	Advertising Dead Letters.....	8 6 10	
Toronto "Mirror".....	do do.....	8 8 7	
Toronto "Colonist".....	do Mails between Canada & England..	0 15 0	
Toronto "Colonist".....	do Post Office notices.....	3 5 2	
Toronto, Maclear & Co.....	Lead pencils.....	0 5 0	
Toronto "Leader".....	Advertising and printing.....	7 14 6	
Vittoria.....	do Dead Letters (6 months).....	0 7 10½	

REPORT in detail of the Expenditure of the Department, &c., year ending 31st March, 1855.—(Continued.)

NAME.	SERVICE.	AMOUNT.			AMOUNT.		
		£	s.	d.	£	s.	d.
Wardsville	Advertising Dead Letters	1	1	8			
Waterloo	do do	0	19	10 $\frac{1}{2}$			
Wellesley	do do	0	5	1 $\frac{1}{2}$			
West Woolwich	do do	0	3	11			
Woodstock "Spirit of the Times" ..	do Post Office arrangements and Dead Letters	3	1	3			
Woodstock "Gazetteer" Office ..	do Dead Letters (6 months)	3	0	1			
Do do	do Department circular	0	16	6			
York	do Dead Letters	0	6	1			
							812 18 6
Year ended 31st March, 1856.	Carried to end of F. in Report No. 4	Total			£	8494	6 7

ROBERT SPENCE,
Postmaster General.

E. J. KING,
Accountant.

(E. IN REPORT NO. 4.)

REPORT in detail of the Allowances granted to Postmasters for the purchase of Stationary, during the year ended 31st March, 1856.

NAME.	OFFICE.	AMOUNT.		
		£	s.	d.
Abbott's Corners	Postmaster	0	10	0
Abbotsford	do	1	10	0
Abercorn	do	0	10	0
Aberfoyle	do	0	10	0
Acton	do	0	5	0
Actonvale	do	0	0	0
Adamsburg	do	0	10	0
Adamsville	do	0	10	0
Adelison	do	1	0	0
Adelaide	do	2	0	0
Adjala	do	0	2	6
Admaston	do	1	10	0
Adolphustown	do	1	0	0
Albion	do	1	0	0
Aldboro'	do	0	12	6
Alexandria	do	0	15	0
Alfred	do	0	8	4
Allauburg	do	0	15	0
Allan Park	do	0	10	0
Allan's Corners	do	1	0	0
Allansville	do	1	0	0
Allisonville	do	0	10	0
Allumette Island	do	0	10	0
Alma	do	0	10	0
Aluwick	do	0	10	0
Alton	do	0	10	0
Altona	do	0	10	0
Alvinston	do	0	10	0
Ameliasburg	do	0	10	0
Amherstburg	do	5	0	0
Amherst Island	do	0	10	0
Amiens	do	0	10	0
Ancaster	do	2	0	0
Ancienne Lorette	do	0	10	0
Arlington	do	0	10	0
Arrnprior	do	0	10	0
Arran	do	0	10	0
Artemesia	do	0	10	0
Arthabaska	do	0	10	0
Arthabaska Station	do	0	0	0
Arthur	do	0	10	0
Arva	do	0	10	0
Ashburn	do	0	10	0
Ashfield	do	0	10	0
Ashgrove	do	0	10	0
Ashton	do	0	17	6
Asphodel	do	0	10	0
Atherly	do	0	10	0
Athlone	do	0	10	0
Athol	do	0	10	0
Auburn	do	0	10	0
Aughrim	do	0	10	0
Aultsville	do	1	0	0
Aurora	do	1	0	0
Avon	do	0	10	0

REPORT in detail of the Allowances for Stationary granted to Postmasters, &c.—
Year ending 31st March, 1856.—(Continued.)

NAME.	OFFICE.	AMOUNT.
		£ s. d.
Avon Bank	Postmaster—(From 1st January, 1856)	0 2 6
Aylmer East	do	3 0 0
Aylmer West	do	1 10 0
Aylwin	do	0 10 0
Ayr	do	2 10 0
Baby's Point	do	0 17 6
Babyville	do	0 10 0
Baden	do	0 10 0
Bagot	do	0 10 0
Bagotville	do	0 10 0
Ballinafad	do	0 10 0
Balmoral	do	0 10 0
Baltimore	do	0 10 0
Bandon	do (From 1st May, 1855).	0 9 2
Barnett	do	0 10 0
Barnston	do	0 15 0
Barrie	do	3 0 0
Bath	do	3 0 0
Batiscan	do	0 10 0
Batiscan Bridge	do	1 0 0
Battersea	do	0 10 0
Bayfield	do	0 15 0
Bayham	do	2 0 0
Beachville	do	1 10 0
Beamsville	do	1 10 0
Bearbrook	do (From 1st July, 1855)	0 7 6
Beauharnois	do	3 0 0
Beaumont	do	0 10 0
Beauport	do	0 10 0
Beaverton	do	1 0 0
Becancour	do	1 0 0
Bedford	do	2 0 0
Belfast	do	0 10 0
Belford	do	0 10 0
Belfountain	do	0 10 0
Bellamy's Mills	do	0 10 0
Belle Rivière	do	0 10 0
Belleville	do	6 0 0
Bell Ewart	do (From 1st October, 1855)	0 5 0
Bell's Corners	do	0 10 0
Belmont	do	0 10 0
Belœil	do	1 0 0
Benmiller	do (Closed during month of Jan., 1856.)	0 9 2
Bennies' Corners	do	0 10 0
Bentinck	do	1 15 0
Berlin	do	2 0 0
Berthier en Bas	do	1 0 0
Berthier en Haut	do	4 0 0
Bervie	do	0 10 0
Beverly	do	2 0 0
Bic	do	0 10 0
Biddulph	do	0 10 0
Bimbrook	do	0 10 0
Birningham	do	0 10 0
Bishops' Mills	do	0 10 0
Black Creek	do	0 10 0
Blandford	do { Not in operation during the Qrs. } { ended Sept. 30 & Dec. 31, 1855. }	0 5 0

REPORT in detail of the allowances for Stationary granted to Postmasters, &c.—
Year ended 31st March, 1856.—(Continued.)

NAME.	OFFICE.	AMOUNT.		
		£	s.	d.
Bloomfield	Postmaster	0	15	0
Blombsburg	do	0	10	0
Bobcaygeon	do	0	10	0
Bodmin	do (From 1st July, 1855)	0	7	6
Bond Head	do	2	0	0
Bongard's Corners	do	0	10	0
Bosanquet	do	0	10	0
Boscobel	do (From 1st August, 1855)	0	6	8
Boston	do	0	10	0
Boucherville	do	0	10	0
Bourg Louis	do	0	10	0
Bowmanville	do	3	0	0
Bradford	do	2	0	0
Brampton	do	2	0	0
Branchton	do	0	10	0
Bant	do	0	10	0
Brantford	do	10	0	0
Brewer's Mills	do (From 1st October, 1855)	0	5	0
Brewster	do	0	10	0
Bridgenorth	do	0	10	0
Bridgeport	do	0	10	0
Brighton	do	3	0	0
Britstol	do	0	10	0
Britannia Mills	do	0	10	0
Brock	do	0	10	0
Brock's Creek	do (From 1st May, 1855)	0	9	2
Brockville	do	8	0	0
Brome	do	1	0	0
Brompton	do	0	10	0
Brompton Falls	do (From 1st November, 1855)	0	4	2
Bronte	do	0	10	0
Brooke	do	0	10	0
Brooklin	do	1	10	0
Brougham	do	0	15	0
Broughton	do	0	10	0
Brownsburg	do	0	10	0
Brown's Corners	do	0	10	0
Brownsville	do	0	10	0
Bruce	do	0	10	0
Brucefield	do	0	10	0
Bruce Mines	do	2	0	0
Buckingham	do	1	10	0
Burford	do	3	0	0
Burgesville	do	0	10	0
Burnbrae	do	0	10	0
Burnstown	do	0	15	0
Burritt's Rapids	do	0	15	0
Bute	do (From 1st May, 1855)	0	9	2
Buttonville	do	0	10	0
Buxton	do	0	10	0
Cacouna	do	1	0	0
Caesarea	do	0	10	0
Cainsville	do	0	10	0
Caintown	do (From 1st November, 1855)	0	4	2
Caistor	do	0	10	0
Caistorville	do (Accounts not received)	0	0	0
Caledon	do	0	10	0
Caledon East	do	0	10	0

REPORT in detail of the allowancés for Stationary granted to Postmasters, &c.—
Year ended 31st March, 1856.—(Continued.)

NAME.	OFFICE.	AMOUNT.		
		£	s.	d.
Caledonia Flats	Postmaster	0	10	0
Caledonia Springs	do	1	0	0
Calumet Island	do	0	10	0
Cambray	do	0	10	0
Camden East	do	1	0	0
Campbellford	do	2	0	0
Campbell's Cross	do	0	10	0
Campbellville	do	0	10	0
Canboro'	do	1	10	0
Canestoga	do	0	10	0
Canfield	do	2	0	0
Canifton	do (Acc. from 1st July, 1855, not rec'd)	0	2	6
Canning	do	0	10	0
Cannington	do	0	10	0
Cape Cove	do	0	15	0
Cape Rich	do	0	10	0
Cap St. Ignace	do (Accounts not received)	0	0	0
Cap Santé	do	2	0	0
Carillon	do	4	0	0
Carleton, (B. C.)	do	3	0	0
Carleton Place	do	2	0	0
Carlisle	do	0	10	0
Carlow	do	0	10	0
Carluko	do	0	10	0
Carouge	do (Closed during winter season)	0	5	10
Carp	do	0	10	0
Caronbrook	do	0	10	0
Cartwright	do	0	10	0
Castleford	do	1	0	0
Castlemore	do	0	10	0
Castleton	do	0	10	0
Catheart	do (From 1st January, 1856)	0	2	6
Caughnawaga	do	0	10	0
Cavagnol	do	0	10	0
Cavut	do	1	0	0
Cayuga	do	2	0	0
Cedar Grove	do (From 1st September, 1855)	0	7	6
Cedars	do	1	0	0
Centre Augusta	do	0	10	0
Centreville	do	0	15	0
Chambly	do	5	0	0
Champlain	do	0	10	0
Charlesbourg	do (Acc. from 1st Jan., 1856, not rec'd)	0	7	6
Charleston	do	0	10	0
Charleville	do	0	10	0
Chateaugay	do	1	10	0
Château Richer	do	1	10	0
Chatham East	do	0	15	0
Chatham West	do	12	0	0
Chelsea	do	1	0	0
Cheltenham	do	1	0	0
Cherry Creek	do	0	10	0
Cherry Valley	do	0	10	0
Chesterfield	do	0	10	0
Chichester	do	0	10	0
Chicoutimi	do	0	10	0
Chippawa	do	3	0	0
Churchville	do	1	0	0

REPORT in detail of the allowances for Stationary granted to Postmasters, &c.—
Year ended 31st March, 1856.—(Continued.)

NAME.	OFFICE.	AMOUNT.		
		£	s.	d.
Clapham	Postmaster—(Closed 1st October, 1855)	0	5	0
Claremont	do	0	10	0
Clarence	do	0	10	0
Clarenceville	do	1	0	0
Clarendon Centre	do	0	10	0
Clareview	do	0	10	0
Clarke	do	1	0	0
Clear Creek	do	0	10	0
Clearville	do	0	10	0
Clifford	(From 1st February, 1856)	0	2	6
Clinton	do	0	15	0
Cloverhill	do	0	10	0
Clunas	do	0	10	0
Coaticook	do	0	10	0
Cobden	do	0	10	0
Cobourg	do	12	0	0
Colborne	do	2	0	0
Colchester	do	0	15	0
Coldsprings	do	0	10	0
Coldwater	do	0	10	0
Colebrook	do	0	10	0
Coleraine	do	0	10	0
Colinville	do	0	10	0
Collingwood	(Accts. from 1st July, 1855, not rec'd)	1	5	0
Collin's Bay	do	0	10	0
Columbus	do	1	0	0
Comber	do	0	10	0
Comer's Mills	do	0	10	0
Compton	do	3	0	0
Concord	do	0	10	0
Conry's Corners	(From 1st January, 1856)	0	2	6
Consecon	do	1	0	0
Contrecoeur	do	0	10	0
Cookshire	do	0	10	0
Cookstown	do	0	10	0
Cooksville	do	2	0	0
Copetown	do	0	15	0
Cornwall	do	8	0	0
Corunna	do	1	0	0
Coteau du Lac	do	2	0	0
Coteau Landing	do	1	0	0
Cote des Neiges	do	0	10	0
Covey Hill	do	0	10	0
Cowansville	do	2	0	0
Cranbourne	do	0	10	0
Credit	do	2	0	0
Creek Bank	do	0	10	0
Creemore Mills	do	0	10	0
Crosby's Corners	do	0	10	0
Cross Hill	do	0	10	0
Cross Point	do	0	10	0
Croton	do	0	10	0
Crowland	do	0	10	0
Croydon	do	0	10	0
Culloden	do	0	10	0
Cumberland	do	0	15	0
Cumminsville	do	1	0	0
Cumnoek	do	0	10	0

REPORT in detail of the allowances for Stationary granted to Postmasters, &c.—
Year ended 31st March, 1856.—(Continued.)

NAME.	OFFICE.	AMOUNT.
Daillebout	Postmaster	£ s. d. 0 10 0
Dalesville	do	0 10 0
Dalhousie Mills	do	0 10 0
Danville	do	1 0 0
Darford	do	0 10 0
Dawn Mills	do	0 10 0
Dealtown	do	0 10 0
De Cewsville	do	0 10 0
Deleware	do	4 0 0
Delhi	do	1 0 0
Demorestville	do	0 10 0
Deniston	do (Acc. from 1st Jany., 1856, not rec'd.)	0 7 6
De Ramsay	do	0 10 0
Dereham	do	1 0 0
Derry West	do	0 10 0
Deschambault	do	0 10 0
Devon	do	0 10 0
Dewittville	do	0 10 0
Dickenson's Landing	do	1 0 0
Dixon's Corners	do	0 10 0
Doon	do	0 10 0
Dorchester	do	0 10 0
Dorchester Station	do (From 1st November, 1855)	0 4 2
Dougherty	do (From 1st June, 1855)	0 8 4
Douglas	do	0 15 0
Douglstown	do	0 10 0
Downeyville	do	0 10 0
Drayton	do	0 10 0
Dresden	do	0 15 0
Drew's Mills	do	0 10 0
Drumbo	do	0 10 0
Drummondville East	do	1 10 0
Drummondville West	do	2 0 0
Dudswell	do	0 10 0
Dunay	do	0 10 0
Dunbarton	do	0 10 0
Dunblane	do (From 1st February, 1856)	0 1 8
Dundas	do	4 0 0
Dundee	do	1 0 0
Dunham	do	1 6 3
Dunkeld	do (From 1st February, 1856)	0 1 8
Dunn	do	0 10 0
Dunnville	do	4 0 0
Durham	do	0 15 0
East Clifton	do	0 10 0
East Farnham	do	0 10 0
East Frampton	do	0 10 0
East Gleneig	do	0 10 0
East Hawkesbury	do	0 10 0
East Hereford	do	0 10 0
East Holland	do	0 10 0
Easton's Corners	do	0 10 0
East Oro	do	0 10 0
East Plympton	do	0 10 0
East Williamsburg	do	1 0 0
Eastwood	do	0 10 0
Eaton	do	1 0 0
Eden	do	0 10 0

REPORT in detail of the allowances for Stationary granted to Postmasters, &c.—
Year ended 31st March, 1856.—(Continued.)

NAME.	OFFICE.	AMOUNT.		
		£	s.	d.
Eden Mills	Postmaster	0	10	0
Edmonton	do	1	10	0
Edwardsburg	do	1	0	0
Eganville	do	0	10	0
Eglington	do	0	1	8
Egmondville	do	0	10	0
Egremont	do	0	0	0
Ekfid	do	0	10	0
Elderslie	do	0	10	0
Eldon	do	0	10	0
Elgin	do	0	10	0
Elginburg	do	0	10	0
Elginfield	do	0	10	0
Elizabethville	do	0	10	0
Ellesmere	do	0	10	0
Elma	do	0	10	0
Elmgrove	do	0	0	0
Elora	do	1	0	0
Embro	do	1	0	0
Emily	do	0	10	0
Ennis	do	0	10	0
Enniskillen	do	0	10	0
Enterprise	do	0	10	0
Epsom	do	0	10	0
Eramosa	do	0	10	0
Erin	do	0	15	0
Erinsville	do	0	10	0
Erroll	do	1	0	0
Escott	do	0	10	0
Esquesing	do	1	0	0
Etobicoke	do	1	10	0
Euphrasia	do	0	10	0
Everton	do	0	10	0
Exeter	do	0	7	6
Fairfield	do	0	10	0
Fairview	do	0	10	0
Falkirk	do	0	10	0
Farmersville	do	1	0	0
Farnham Centre	do	0	10	0
Fenelon Falls	do	0	10	0
Fenwick	do	0	10	0
Fergus	do	2	0	0
Ferguson's Falls	do	0	10	0
Fermoy	do	0	10	0
Finch	do	0	10	0
Fingal	do	1	0	0
Fish Creek	do	0	10	0
Fitch Bay	do	0	10	0
Fitzroy Harbour	do	2	0	0
Flos	do	0	10	0
Forester's Falls	do	0	10	0
Forestville	do	0	10	0
Forfar	do	0	10	0
Fort Coulonge	do	0	10	0
Fort Erie	do	1	10	0
Fort William	do	0	10	0
Fox River (sub.)	do	0	10	0
Frampton	do	0	15	0

REPORT in detail of the allowances for Stationary granted to Postmasters, &c.—
Year ended 31st March, 1856.—(Continued.)

NAME.	OFFICE.	AMOUNT.			
		£	s.	d.	
Frankford	Postmaster	0	10	0	
Franktown	do	3	0	0	
Frankville	do	0	10	0	
Fredricksburg	do	1	5	0	
Freelton	do	0	10	0	
Freiburg	do	0	10	0	
Frelighsburg	do	2	0	0	
French Village	do	0	10	0	
Frost Village	do	1	0	0	
Fullarton	do	0	10	0	
Fullon	do	0	10	0	
Galt	do	4	0	0	
Gananoque	do	2	0	0	
Garafraxa	do	0	10	0	
Garthby	do	0	10	0	
Gaspé Basin	do	2	0	0	
Gentilly	do	3	0	0	
Georgetown	do	1	0	0	
Georgeville	do	1	0	0	
Georgia	do	0	15	0	
Gilbert's Mills	do	0	10	0	
Glanford	do	0	10	0	
Glenelg	do	1	0	0	
Glenloyd	do	(From 1st October, 1855)	0	5	0
Glenlyon	do	(From 1st February, 1856.)	0	2	6
Glenorris	do		0	10	0
Glen William	do		0	10	0
Goble's Corners	do	(From 1st July, 1855)	0	7	6
Goderich	do		4	0	0
Golden Creek	do		0	10	0
Goodwood	do		0	10	0
Gore's Landing	do		0	10	0
Gormley's Corners	do		0	10	0
Gosfield	do		0	15	0
Gould	do		0	10	0
Gower Point	do		0	10	0
Grahamsville	do		0	10	0
Granby	do		3	0	0
Grande Baie	do		0	10	0
Grande Grève	do		0	10	0
Grande Ligne	do		0	10	0
Grand River	do		0	10	0
Greenbank	do		0	10	0
Greenbush	do		0	10	0
Greenock	do		0	10	0
Green Point	do		0	10	0
Greenville	do		0	10	0
Greenwood	do		0	10	0
Grenville	do		4	0	0
Gray	do		0	10	0
Griersville	do		0	10	0
Grimsby	do		2	0	0
Grondines	do		0	10	0
Grovesend	do		0	10	0
Guelph	do		8	0	0
Hagersville	do		0	15	0
Haldimand	do		1	10	0
Halifax	do		0	10	0

REPORT in detail of the allowances for Stationary granted to Postmasters, &c.—
Year ended 31st March, 1856.—(Continued.)

NAME.	OFFICE.	AMOUNT.
		£ s. d.
Hall's Mills	Postmaster	0 10 0
Ham	do	0 10 0
Hamburg	do	0 10 0
Hamilton	do (See page 88.)	0 0 0
Hampton	do	0 10 0
Hannon	do	0 10 0
Harlem	do	0 10 0
Harpurhey	do	1 0 0
Harrington	do	0 10 0
Harrietsville	do (From 1st January, 1856)	0 2 6
Harriston	do (From 1st February, 1856)	0 1 8
Hartford	do	0 10 0
Harwich	do	0 10 0
Harwood	do (From 1st October, 1855)	0 5 0
Hastings	do	0 10 0
Hatley	do	1 0 0
Hawkesbury	do	3 0 0
Hawksville	do	0 10 0
Hay	do	0 15 0
Haysville	do	0 15 0
Headville	do (From 1st February, 1856)	0 2 6
Heck's Corners	do	0 10 0
Heidelburg	do	0 10 0
Hemmingford	do	0 15 0
Henderson's Corners	do (Accounts from 1st Jan., '56, not receiv.)	0 7 6
Henryville	do	2 0 0
Herdman's Corners	do	0 10 0
Hereford	do	0 10 0
Highland Creek	do	0 10 0
Hillier	do	1 10 0
Hillsboro'	do	0 10 0
Hillsburg	do	0 10 0
Hilton	do	0 10 0
Holland	do	0 10 0
Holland Landing	do	4 0 0
Hollen	do	0 10 0
Holmesville	do (Accounts from 1st July, '55 not receiv.)	0 2 6
Hopetown	do	0 10 0
Hopeville	do (From 1st February, 1856)	0 1 8
Hornby	do	1 0 0
Horning's Mills	do	0 10 0
Houghton	do	1 0 0
Howick	do	0 10 0
Hubbell's Falls	do	0 10 0
Hull	do	1 0 0
Hullsville	do	0 10 0
Humber	do	0 10 0
Humberstone	do	0 10 0
Hunterstown	do	0 10 0
Huntingdon	do	2 10 0
Huntingville	do	0 10 0
Huntley	do	0 15 0
Indiana	do	1 10 0
Industry	do	0 15 0
Ingersoll	do	6 0 0
Inkermann	do	0 10 0
Innerkip	do	0 10 0
Innisfil	do	0 10 0

REPORT in detail of the allowances for Stationary granted to Postmasters, &c.—
Year ended 31st March, 1856.—(Continued.)

NAME.	OFFICE.	AMOUNT.		
		£	s.	d.
Innisville	Postmaster	0	10	0
Inverhuron	do	0	10	0
Inverness	do	0	10	0
Iona	do	0	10	0
Iron Hill	do (Acc. from 1st Jany., 1856, not rec'vd)	0	6	8
Isle aux Gues	(From 1st May, 1855)	0	9	2
Isle aux Noix	do	2	0	0
Isle Perrot	do	0	10	0
Isle Verte	do	2	0	0
Jamestown	do	0	10	0
Jarratt's Corners	(From 1st October, 1855)	0	5	0
Jarvis	do	0	15	0
Jersey (Rivière Chaudière)	do	0	10	0
Jerseyville	do	0	10	0
Johnson	do	0	10	0
Johnson's Corners	do	0	10	0
Johnson's Mills	do	0	10	0
Jordan	do	1	0	0
Kamouraska	do	2	0	0
Katesville	do	0	10	0
Keenansville	(From 1st July, 1855)	0	7	6
Kelvin	do	0	10	0
Kemptville	do	1	10	0
Kennebec Line	do	0	10	0
Kenyon	do	0	10	0
Keswick	do	0	10	0
Kettleby Mills	do	0	10	0
Kildare	do	0	10	0
Killarney	do	0	10	0
Kilmarnock	do	0	15	0
Kilsyth	(From 1st March, 1856)	0	0	10
Kilworth	(Closed 30th November, 1855)	0	6	8
Kinburn	(From 1st January, 1856)	0	2	6
Kincardine	do	1	0	0
King	do	1	0	0
Kingsey	do	1	0	0
Kingsey Falls	do	0	10	0
Kingston	(See page 87)	0	0	0
Kingston Mills	do	0	10	0
Kingsville	do	0	10	0
Kinloss	do	0	10	0
Kippen	(From 1st November, 1855)	0	4	2
Kirkwall	do	0	10	0
Kitley	do	1	0	0
Klineburg	do	0	10	0
Knowlton	do	0	10	0
Knowlton Falls	do	0	10	0
Konoka	do	0	10	0
La Baie	do	2	0	0
La Beauce	do	1	10	0
L'Acadie	do	2	0	0
Lachine	do	2	0	0
Lachute	do	1	5	0
Lacolle	do	0	15	0
Lafontaine	(From 1st February, 1856)	0	1	8
La Guerre	do	0	10	0
Lakefield	do	0	10	0
Lakeside	(From 1st February, 1856)	0	1	8

REPORT in detail of the allowances for Stationary granted to Postmasters, &c.—
Year ended 31st March, 1856.—(Continued.)

NAME.	OFFICE.	AMOUNT.		
		£.	s.	d.
Lake Témiscouata	Postmaster	0	10	0
L'Amaroux	do	0	10	0
Lambton	do	0	10	0
Lanark	do	2	0	0
Lancaster	do	3	0	0
Lanorata	(Accounts not received)	0	0	0
Lansdown	do	0	10	0
La Pigeonnière	do	0	10	0
Laprairie	do	2	0	0
Largie	do	0	10	0
L'Assomption	do	2	10	0
Latta's Mills	do	0	10	0
Laval	(From 1st March, 1855)	0	10	10
Lavaltrie	do	0	10	0
L'Avenir	do	0	10	0
Lawrenceville	do	0	10	0
Leamington	do	0	10	0
Leavens	do	0	10	0
Leeds	do	1	0	0
Lefoulon	(Accounts not received)	0	0	0
Lefroy	do	0	10	0
Leith	do	0	10	0
Lemonville	do	0	10	0
Lennox	do	0	10	0
Lennoxville	do	2	10	0
Les Eboulemens	do	0	10	0
Les Escoumains	do	0	10	0
Leskard	(From 1st March, 1856)	0	2	6
Lifford	do	0	10	0
Lindsay	do { Including ad. allowance from Jan. '54 } { Acc. from 1st Jan., '56, not received. }	3	1	3
Lippincott	(From 1st June, 1855)	0	8	4
Lisadel	do	0	10	0
L'Islet	do	1	0	0
Litchfield	do	1	0	0
Little Britain	(From 1st June, 1855)	0	8	4
Little Rideau	do	0	10	0
Lloydtown	do	1	0	0
Labo	do	0	10	0
Lochaber	do	0	15	0
Lochiel	do	0	15	0
London	do (Stationary from 1st July, '55, see p. 88)	3	0	0
Long Island Locks	do	0	10	0
Longue Pointe	do	0	10	0
Longueil	do	1	0	0
Lonsdale	do	0	10	0
Lorette	do	0	10	0
L'Orignal	do	3	0	0
Lorraine	do	0	10	0
Loskey	do	0	10	0
Lotbinière	do	0	15	0
Loughboro'	do	0	15	0
Louisville	do	2	0	0
Low	do	0	10	0
Lower Ireland	do	0	10	0
Lowville	do	0	10	0
Lyn	do	1	0	0
Lynden	do	0	10	0

REPORT in detail of the allowances for Stationary granted to Postmasters, &c.—
Year ended 31st March, 1856.—(Continued.)

NAME.	OFFICE.	AMOUNT.		
		£	s.	d.
Lyndhurst	Postmaster	0	10	0
Lynedoch	do	0	10	0
Lyons	do	0	10	0
McDonald's Corners	do	0	10	0
McGillivray	do	1	0	0
Macville	(From 1st June 1855)	0	8	4
Madoc	do	0	15	0
Mad River Mills	do	0	10	0
Magdalen Islands	(Closed during winter season)	0	6	8
Magog	do	0	10	0
Markstone	do	0	10	0
Maitland	do	0	15	0
Mallorytown	do	0	10	0
Malta	(From 1st January, 1856)	0	2	6
Manchester	do	0	10	0
Manitowaning	do	0	10	0
Manningville	do	0	15	0
Manvers	do	0	10	0
Maple (late Rupert)	do	0	10	0
Maple Grove	do	0	10	0
Mara	do	0	10	0
Marbleton	(From 1st September, 1855)	0	5	10
March	do	1	0	0
Mariposa	do	1	10	0
Markham	do	1	10	0
Marlow	do	0	10	0
Marmora	do	0	10	0
Marshville	do	1	5	0
Martintown	do	1	0	0
Marysville	do	0	10	0
Mascouche	do	0	10	0
Maskinongé	do	0	15	0
Massawippi	do	0	10	0
Matane	do	0	10	0
Matilda	do	1	10	0
Mayfield	do	0	10	0
Medonte	do	1	0	0
Melancthon	do	0	10	0
Melbourne	do	2	5	0
Melrose	do	0	10	0
Melville	do	0	10	0
Merrickville	do	2	10	0
Merrittsville	do	0	15	0
Mersea	do	0	10	0
Merton	do	0	10	0
Methot's Mills	(Accts. from 1st July, 1855, not receiv.)	0	2	6
Metis	do	1	0	0
Middleville	do	0	10	0
Milford	do	0	10	0
Millbank	do	0	10	0
Mill Brook	do	0	10	0
Mill Creek	do	1	0	0
Mille Vaches	do	0	10	0
Mill Grove	do	0	10	0
Mill Haven	do	0	10	0
Mill Point	do	0	10	0
Milnesville	do	0	10	0
Milton East	do	0	10	0

REPORT in detail of the allowances for Stationary granted to Postmasters, &c.—
Year ended 31st March, 1856.—(Continued.)

NAME.	OFFICE.	AMOUNT.		
		£	s.	d.
Milton West	Postmaster	1	0	0
Mitchell	do	1	0	0
Mohawk	do	1	0	0
Moira	do	0	10	0
Molesworth	do (From 1st January, 1856)	0	2	6
Mono Centre	do	0	10	0
Mono Mills	do	1	0	0
Montcalm	do	0	10	0
Monte Bello	do (From 1st June, 1855)	0	8	4
Mont Louis	do (Closed 1st May, 1855)	0	2	6
Montreal	do (See pages 86 and 87)	0	0	0
Montrose	do	0	10	0
Mont St. Hilaire	do	0	10	0
Moore	do	1	10	0
Moravia	do	0	10	0
Morgantown	do	0	10	0
Morningdale Mills (Sub-office)	do	0	0	0
Morpeth	do	2	0	0
Morrisburg	do	1	10	0
Morrisdale	do	0	10	0
Morrison	do	0	15	0
Morton	do	0	10	0
Morven	do	0	15	0
Moscow	do	0	10	0
Moulinette	do	1	0	0
Mountain	do	0	10	0
Mount Albion	do	0	10	0
Mount Brydges	do	0	10	0
Mount Elgin	do	0	10	0
Mount Forrest	do	0	10	0
Mount Johnston	do	0	10	0
Mount Pleasant	do	0	10	0
Mount St. Patrick	do	0	10	0
Mount Vernon	do	0	10	0
Mulmur	do	0	10	0
Munsel	do (From 1st May, 1855)	0	5	0
Murray	do	1	0	0
Murray Bay	do	1	10	0
Murvale	do (From 1st May, 1855)	0	9	2
Nanticoke	do	0	10	0
Napanee	do	3	0	0
Napier	do	0	10	0
Napierville	do	0	15	0
Nassagwiweya	do	1	0	0
Nelson	do	4	0	0
New Aberdeen	do	0	10	0
Newark	do	0	10	0
Newboro'	do	0	15	0
Newburg	do	1	0	0
Newbury	do	0	12	6
New Carlisle	do	2	10	0
New Castle	do	2	0	0
New Dundee	do	6	10	0
New Durham	do	0	10	0
New Glasgow	do	0	10	0
New Hamburg	do	0	10	0
New Hope	do	0	10	0
New Ireland	do	0	10	0

REPORT in detail of the allowances for Stationary granted to Postmasters, &c.—
Year ended 31st March, 1856.—(Continued.)

NAME.	OFFICE.	AMOUNT.		
		£	s.	d.
Newland	Postmaster	0	10	0
New Liverpool	do	0	15	0
New Market	do	1	10	0
Newport	do	0	10	0
New Richmond	do	0	10	0
New Sarum	do	0	10	0
Newtown Robinson	do	0	10	0
Niagara	do	8	0	0
Nicolet	do	2	10	0
Nilestown	do	0	10	0
Nissouri	do	0	10	0
Nithburg	do	0	10	0
Nobleton	do	0	10	0
Normandy	do	0	10	0
Normanby	do	0	15	0
Normanton	do	0	10	0
North Adjala	do	0	10	0
North Arthur	do	0	10	0
North Augusta	do	0	15	0
North Douro	do (From 1st January, 1856)	0	2	6
North Eldon	do	0	10	0
North Ely	do	0	10	0
North Georgetown	do	1	0	0
North Glamford	do	0	10	0
North Gower	do	0	10	0
North Huntley	do (Closed 31st December, 1855)	0	7	6
North Lancaster	do	0	10	0
North Pelham	do (Accts. from 1st. Jan., 1856, not receiv.)	0	7	6
North Port	do	0	15	0
North Stukely	do	0	10	0
North Sutton	do	0	10	0
North Wallingham	do	0	10	0
North Williamsburg	do	0	10	0
Norton Creek	do	0	10	0
Norval	do	1	0	0
Norwich	do	1	10	0
Norwood	do	1	10	0
Nottawasaga	do	1	0	0
Nottawasaga Station	do (From 1st September, 1855)	0	5	0
Oakland	do	1	0	0
Oak Ridges	do	0	10	0
Oakville	do	2	0	0
Oakwood	do	0	15	0
Omagh	do	0	10	0
Oneida	do (From 1st May, 1855)	0	9	2
Onondaga	do	1	0	0
Onslow	do	0	10	0
Ontario	do	0	10	0
Orangeville	do	0	10	0
Orehill	do	0	10	0
Orillia	do	1	10	0
Ormstown	do	1	0	0
Oro	do	0	10	0
Orono	do	0	10	0
Osgoode	do	1	0	0
Oshawa	do	6	0	0
Osprey	do	0	10	0
Ospringle	do	0	10	0

REPORT in detail of the allowances for Stationary granted to Postmasters, &c.—
Year ended 31st March, 1856.—(Continued.)

NAME.	OFFICE.	AMOUNT.		
		£	s.	d.
Otanabee	Postmaster	1	0	0
Ottawa City	do	12	0	0
Ottawa, Glass Works	do	0	10	0
Otterville	do	1	0	0
Oiscau	do	0	10	0
Oungah	do	0	10	0
Owen's Sound	do	4	0	0
Oxford Centre	do	0	10	0
Oxford Mills	do	0	10	0
Oznabruëk Centre	do	0	10	0
Paisley	do (From 1st February, 1856)	0	1	8
Pakenham	do	2	0	0
Palermo	do	1	10	0
Papineauville	do	1	0	0
Paris	do (Accts. from 1st Jan., 1856, not receiv.)	7	10	0
Paspebiac	do	0	10	0
Pefferlaw	do	0	10	0
Pelham	do	1	0	0
Pelham Union	do	0	10	0
Pembroke	do	1	0	0
Penetanguishene	do	4	0	0
Penville	do	0	10	0
Percé	do	2	0	0
Percy	do	1	0	0
Perrytown	do	0	10	0
Perth	do	9	0	0
Peterboro'	do	6	0	0
Petersburg	do	1	10	6
Philipsburg East	do	4	0	0
Philipsburg West	do	0	10	0
Philipsville	do	0	10	0
Pickering	do	2	0	0
Pictou	do	5	0	0
Pierreville	do	0	15	0
Pigeonhill	do	0	10	0
Pike River	do	1	10	0
Pine Hill	do	0	10	0
Pine Orchard	do	0	10	0
Pine River	do	0	10	0
Plantagenet	do	0	10	0
Plattsville	do (From 1st July, 1855)	0	7	6
Plympton	do	0	10	0
Pointe Abino	do	0	10	0
Point Alexander	do	0	10	0
Pointe au Chêne	do	0	10	0
Pointe aux Trembles, Montreal	do	0	10	0
Pointe aux Trembles, Port Neuf	do (Accounts not received.)	0	0	0
Pointe Claire	do (Accounts not received.)	0	0	0
Pointe du Lac	do	0	10	0
Pointe Fortune	do	0	10	0
Point Levi	do	1	0	0
Point Levi East	do	0	10	0
Pointe Platon	do { Closed during month May } and June 1855.	0	8	4
Point St. Peter	do	4	0	0
Pontiac Mills	do	0	10	0
Portage du Fort	do	2	0	0
Port Albert	do	0	10	0

REPORT in detail of the allowances for Stationary granted to Postmasters, &c.—
Year ended 31st March, 1856.—(Continued.)

NAME.	OFFICE.	AMOUNT.
Port au Persil	Postmaster	£ s. d. 0 10 0
Port Bruce	do	0 10 0
Port Burwell	do	1 0 0
Port Colborne	do	1 0 0
Port Credit	do	0 10 0
Port Dalhousie	do	0 15 0
Port Daniel	do	0 10 0
Port Dover	do	3 0 0
Port Elmsley	do	0 10 0
Port Franks	do (From 1st March, 1856)	0 9 2
Port Hoover	do	0 10 0
Port Hope	do	6 0 0
Portland	do	0 10 0
Port Maitland	do	1 0 0
Port Milford	do	0 10 0
Port Nelson	do	0 10 0
Port Neuf	do	1 0 0
Port Perry	do	0 10 0
Port Robinson	do	2 17 6
Port Rowan	do	1 5 0
Port Royal	do	0 10 0
Port Ryerse	do	0 10 0
Portsmouth	do (From 1st June, 1855)	0 8 4
Port St. Francis	do (Accts. from 1st Jan., 1856, not receiv.)	0 11 3
Port Sarnia	do	4 0 0
Port Staaley	do	1 10 0
Port Talbot	do	0 15 0
Prescott	do	6 0 0
Preston	do	8 0 0
Priceville	do	0 10 0
Princeton	do	0 15 0
Prospect	do	0 10 0
Proton	do	0 10 0
Puslinch	do	0 15 0
Quebec	do	
Queensborough	do	(See page 86) } From 1st October, 1855, pre- } vious accounts not received. {
Queenston	do	20 0 0
Queensville	do	0 10 0
Raglan	do	0 10 0
Railton	do	0 10 0
Rainham	do	0 10 0
Rainham Centre	do	0 10 0
Ramsay	do	1 0 0
Rapides des Joachims	do	0 10 0
Ratho	do (From 1st July, 1855)	0 7 6
Ravenswood	do	0 10 0
Rawdon	do	0 10 0
Reach	do	1 0 0
Reading	do	0 10 0
Rednersville	do	0 10 0
Renfrew	do	2 0 0
Repentigny	do	1 0 0
Riceville	do	0 10 0
Richmond East	do	3 0 0
Richmond West	do	1 10 0

REPORT in detail of the allowances for Stationary granted to Postmasters, &c.—
Year ended 31st March, 1856.—(Continued.)

NAME.	OFFICE.	AMOUNT.		
		£	s.	d.
Richmond Hill	Postmaster	2	10	0
Richview	do	0	10	0
Richwood	do	0	10	0
Ridgetown	do	0	10	0
Rigaud	do	1	0	0
Rimouski	do	1	0	0
River David	do	0	10	0
River Desert	do	0	10	0
Riversdale	do	0	10	0
Rivière aux Canards	do	0	10	0
Rivière des Prairies	do	0	10	0
Rivière du Loup, en bas	do	4	0	0
Rivière du Loup, en haut	do	1	10	0
Rivière Ouelle	do	1	0	0
Rivière Trois Pistoles	do	0	10	0
Robinson	do	0	10	0
Rochester	do	0	10	0
Rockford	do	0	10	0
Rockton	do	0	10	0
Rockwood	do	0	10	0
Rolph	do	0	10	0
Romney	do	0	10	0
Rondeau	do	1	0	0
Rose Bank	do	0	10	0
Rosetta	do	0	10	0
Roseville	do	0	10	0
Roslin	do	0	10	0
Ross	do	0	10	0
Rouge Hill	do	0	10	0
Rougemont	do	0	10	0
Rowan Mills	do	0	10	0
Roxborough	do	0	10	0
Roxton Falls	do	0	10	0
Rushton's Corners	do	0	10	0
Russel	do	0	10	0
Russeltown	do	0	10	0
Ryckman's Corners	do	0	10	0
St. Adèle	do	0	10	0
St. Agatha	do	0	10	0
St. Aimé	do	0	10	0
St. Alexandre, Kamouraska	do	0	10	0
St. Alexandre, Iberville	do	0	10	0
St. Alexis	do	0	10	0
St. Alphonse	do	0	10	0
St. André	do	0	10	0
St. André, Avelin	do	0	8	4
St. Andrew's, East	do	1	10	0
St. Andrew's, West	do	0	10	0
St. Angélique	do	0	8	4
St. Anicet	do	0	10	0
St. Anne Bout de l'Isle	do	1	0	0
St. Anne de la Pérade	do	1	0	0
St. Anne des Monts	do	2	0	0
St. Anne des Plaines	do	0	10	0
St. Anne la Pocatière	do	1	0	0
St. Ann's, Lincoln	do	0	10	0
St. Anselme	do	0	10	0
St. Antoine, Lotbinière	do. (Acc. from 1st Jan., 1856, not received)	0	7	6

REPORT in detail of the allowances for Stationary granted to Postmasters, &c.—
Year ended 31st March, 1856.—(Continued.)

NAME.	OFFICE.	AMOUNT.		
		£	s.	d.
St. Antoine, Rivière Richelieu	Postmaster	0	10	0
St. Arsène	do	0	10	0
St. Athanase	do	0	10	0
St. Augustin, Portneuf	do	0	10	0
St. Augustin, Deux-Montagnes	do	0	10	0
St. Barnabé, St. Maurice	do	0	10	0
St. Barnabé, Rivière Yamaska	do	0	10	0
St. Barthélemi	do	0	10	0
St. Bazile	do	0	10	0
St. Benoit	do	1	0	0
St. Bernard	do	0	10	0
St. Brigide	do	0	10	0
St. Bruno	do	0	10	0
St. Casimir	do	0	10	0
St. Catherine, East	do	0	10	0
St. Cathelines, West	do	8	0	0
St. Célestin	do	0	10	0
St. Césaire	do	1	0	0
St. Charles, Riv. Rich	do	1	0	0
St. Charles, Riv. Boyer	do	0	10	0
St. Christophe d'Arthabaska	do	0	10	0
St. Claire	do	0	10	0
St. Clément	do	0	10	0
St. Clet	do	0	10	0
St. Colombin	do	0	10	0
St. Constant	do	0	10	0
St. Croix	do	0	10	0
St. Cuthbert	do	0	10	0
St. Cyrille	do	0	10	0
St. Damase	do	0	0	0
St. Denis, Riv. Rich	do	1	0	0
St. Denis de la Bouteillerie	do	0	10	0
St. Didace	do	0	10	0
St. Dominique	do	0	10	0
St. Edouard	do	0	10	0
St. Elizabeth	do	0	15	0
St. Elói	do	0	0	0
St. Elzéar	do	0	0	0
St. Esprit	do	0	7	6
St. Eustache	do	2	0	0
St. Famille	do	0	10	0
St. Félix de Valois	do	0	10	0
St. Flavie	do	0	10	0
St. Foy	do	0	10	0
St. François	do	0	15	0
St. François, Montmagny	do	0	10	0
St. François, Beauce	do	0	10	0
St. François d'Orléans	do	0	10	0
St. Gabriel de Brandon	do	0	10	0
St. Geneviève	do	0	10	0
St. George, Beauce	do	0	2	6
St. George, Brant	do	2	0	0
St. George, Hastings	do	0	10	0
St. Gertrude	do	0	10	0
St. Gervais	do	0	10	0
St. Giles	do	1	0	0
St. Grégoire	do	0	10	0
St. Hélène	do	0	10	0

(Accounts not received)

(Accounts not received)

(Acc. from 1st Jan., 1856, not received)

(Closed 30th June, 1855)

REPORT in detail of the allowances for Stationary granted to Postmasters, &c.—
Year ended 31st March, 1856.—(Continued.)

NAME.	OFFICE.	AMOUNT.
		£ s. d.
St. Helens.....	Postmaster	0 10 0
St. Hénédine..	do	0 10 0
St. Henri.....	do	0 10 0
St. Hermas.....	do	1 0 0
St. Hilaire.....	do	4 0 0
St. Hugues.....	do	0 10 0
St. Hyacinthe..	do	5 0 0
St. Irénée.....	do	0 10 0
St. Isidore, Dorchester	do	0 10 0
St. Isidore, Laprairie..	do	0 10 0
St. Jacobs.....	do	0 10 0
St. Jacques.....	do	0 10 0
St. Jacques Le Mineur	do	0 10 0
St. Janvier.....	do	0 10 0
St. Jean Baptiste.....	do	0 10 0
St. Jean Chrysostôme, Chateauguay.	do	0 10 0
St. Jean Chrysostôme, Lévi...	do	0 10 0
St. Jean des Chaillons..	do	0 10 0
St. Jean d'Orléans.....	do	0 10 0
St. Jean Port Joli.....	do	1 0 0
St. Jérôme.....	do	0 10 0
St. John's East.....	do	10 0 0
St. John's West.....	do	0 10 0
St. Joseph.....	do	0 10 0
St. Jude.....	do	0 10 0
Ste. Julie.....	do	0 10 0
Ste. Julienne.....	do	0 10 0
St. Lambert.....	do	0 10 0
St. Laurent d'Orléans.....	do	0 10 0
St. Laurent, (Montréal)	do	0 10 0
St. Lazare.....	do	0 10 0
St. Léon.....	do	0 10 0
St. Liguori.....	do (Accts. from 1st Jan., 1856, not receiv.)	0 7 6
St. Lin.....	do	0 10 0
St. Louis de Gonzague	do	0 15 0
Ste. Luce.....	do	0 10 0
St. Marc.....	do	0 10 0
St. Marcel.....	do (From 1st January, 1856)	0 2 6
Ste. Marguerite.....	do	0 10 0
Ste. Marie de Monoir.....	do	0 10 0
Ste. Marthe.....	do (Accts. from 1st Jan., 1856, not receiv.)	0 7 6
St. Martin.....	do	1 5 0
Ste. Martine.....	do	1 0 0
St. Mary's, Blanchard.....	do	1 0 0
St. Mathias.....	do	0 10 0
St. Maurice.....	do	0 10 0
St. Michel.....	do	2 0 0
Ste. Monique.....	do	0 10 0
St. Narcisse.....	do (From 1st January, 1856)	0 2 6
St. Nicolas.....	do	0 10 0
St. Norbert.....	do	0 10 0
St. Ours.....	do	1 0 0
St. Pacôme.....	do	0 10 0
St. Paschal.....	do	1 0 0
St. Paul d'Industrie.....	do	0 10 0
St. Paul's Bay.....	do	2 0 0
St. Philippe.....	do	0 10 0
Ste. Philomène.....	do	0 10 0

REPORT in detail of the allowances for Stationary granted to Postmasters, &c.—
Year ended 31st March, 1856.—(Continued.)

NAME.	OFFICE.	AMOUNT.		
		£	s.	d.
St. Pie	Postmaster	1	0	0
St. Pierre d'Orléans	do	0	10	0
St. Pierre, Montmagny	do	0	10	0
St. Pierre les Becquets	do	0	15	0
St. Placide	do	0	10	0
St. Polycarpe	do	0	15	0
St. Prosper	do	0	10	0
St. Raphaël East	do	1	0	0
St. Raphaël West	do	0	10	0
St. Raymond	do	0	10	0
St. Rémi	do	1	10	0
St. Roch des Aunais	do	1	0	0
St. Roch l'Achigan	do	0	10	0
St. Rose	do	0	10	0
St. Sauveur	do(Acc. from 1st Jan., 1856, not received)	0	7	6
St. Scholastique	do	0	10	0
St. Simon de Yamaska	do	0	10	0
St. Simon de Rimouski	do	0	10	0
St. Sophie	do	0	10	0
St. Stanislaus	do	0	10	0
St. Sulpice	do	0	10	0
St. Sylvester	do	0	10	0
St. Sylvester East	do	0	10	0
St. Thérèse de Blainville	do	1	0	0
St. Thomas, Berthier	do	0	10	0
St. Thomas, Montmagny	do	2	0	0
St. Thomas, West	do	8	0	0
St. Timothée	do	0	10	0
St. Urbain	do	0	10	0
St. Ursule	do	0	10	0
St. Valentine	do { Accts. for Qr. ended 30th Sept } and 31st Dec., 1855, not rec'd }	0	5	0
St. Vallier	do	1	0	0
St. Victoire	do	0	10	0
St. Vincent	do	1	10	0
St. Vincent de Paul	do	0	10	0
St. Zéphirin	do	0	10	0
St. Zotique	do	0	10	0
Salem	do	0	10	0
Salford	do (From 1st November, 1855)	0	4	2
Sandhill	do	1	0	0
Sand Point	do	0	10	0
Sandwich	do	5	0	0
Saugeen	do	1	0	0
Sault au Cochon	do (Closed 31st August, 1855)	0	4	2
Sault au Récollet	do	0	10	0
Sault Ste. Marie	do	1	0	0
Sawyerville	do	0	10	0
Scarboro'	do	1	10	0
Scotch Block	do	0	10	0
Scotland	do	0	15	0
Scott	do	0	10	0
Sebringville	do	0	10	0
Seelley's Bay	do	0	10	0
Selby	do	0	10	0
Seneca	do	2	0	0
Seymour, East	do	1	0	0
Shakéspere	do	1	10	0

REPORT in detail of the allowances for Stationary, granted to Postmasters, &c.—
Year ended 31st March, 1856.—(Continued.)

NAME.	OFFICE.	AMOUNT.		
		£	s.	d.
Shannonville	Postmaster	1	0	0
Sharon	do	0	10	0
Sheffield	do	0	18	0
Shefford Mountain	do	0	10	0
Sherbrooke	do		5	0
Sherrington	do	0	10	0
Sillsville	do	0	10	0
Silver Creek	do	0	10	0
Silver Hill	do	0	10	0
Simcoe	do	8	0	0
Sinclairville	do	0	10	0
Sligo	do	0	10	0
Smithfield	do	0	10	0
Smith's Corners	do	0	10	0
Smith's Falls	do	5	0	0
Smithville (Hastings)	do	0	10	0
Smithville (Lincoln)	do	2	0	0
Sombra	do	1	0	0
Somerset	do	1	5	0
Soraba	do	0	10	0
South Bolton	do	0	10	0
South Cayuga	do	0	10	0
South Durham	do	0	10	0
South Elmsley	do	0	10	0
South Ely	do	0	10	0
South Gloucester	do	0	15	0
South Gower	do	0	15	0
South Granby	do	0	10	0
South Hinchinbrook	do	0	10	0
South March	do	0	10	0
South Monaghan	do	0	15	0
South Mountain	do	0	10	0
South Potton	do	(Accounts not received.)		
South Roxton	do	0	10	0
South Westmeath	do	0	10	0
South Zorra	do	0	10	0
Sparta	do	1	0	0
Spencer Cove	do	1	0	0
Spencerville	do	0	10	0
Spike's Corners	do	0	10	0
Spring Arbour	do	0	10	0
Springford	do	0	10	0
Springville	do	0	10	0
Stafford	do	0	10	0
Stamford	do	0	10	0
Stanbridge East	do	2	0	0
Standon	do	0	10	0
Stanford	do	1	0	0
Stanley's Mills	do	(Accounts not received.)		
Stanstead	do	6	0	0
Stevensville	do	0	10	0
Stirling	do	1	0	0
Stittsville	do	0	10	0
Stoco	do	0	10	0
Stoneham	do	0	10	0
Stoney Creek	do	2	0	0
Storrington	do	0	10	0
Stottsville	do	1	0	0

REPORT in detail of the allowances for Stationary granted to Postmasters, &c.—
Year ended 31st March, 1856.—(Continued.)

NAME.	OFFICE.	AMOUNT.
Stouffville	Postmaster	£ 1 15 0
Strabane	do	0 10 0
Straffordville	do	0 10 0
Stratford	do	5 0 0
Strathburn	do	0 10 0
Strathroy	do	0 10 0
Streetsville	do	1 10 0
Stukely	do	0 10 0
Sullivan	do	0 10 0
Summerstown	do	0 10 0
Sumnerville	do	0 10 0
Sunnidale	do	0 10 0
Suspension Bridge	do	30 0 0
Sutherland's Corners	do	0 10 0
Sutton	do	0 10 0
Sweetsburgh	do	0 10 0
Switzerville	do	0 10 0
Sydenham Place	do	0 10 0
Syvan	do	0 10 0
Tadousac	do	0 10 0
Talbotville, Royal	do { Office closed from 1st August to } 31st October, 1855.	0 7 6
Tamworth	do	0 10 0
Taplestown	do	0 10 0
Tallock	do	0 10 0
Tecumseth	do	0 10 0
Temperanceville	do	0 15 0
Templeton	do	0 10 0
Teohanta	do	0 10 0
Terrebonne	do	0 15 0
Teviotdale	do From 1st February, 1856	0 1 8
Thamesford	do	0 10 0
Thamesville	do	0 10 0
Thistleton	do	0 10 0
Thomasburg	do	0 10 0
Thornbury	do	0 10 0
Thornhill	do	1 10 0
Thornton	do	0 10 0
Thorold	do	5 0 0
Three Rivers	do	9 0 0
Thurlow	do	0 10 0
Thursow	do	1 0 0
Tilbury East	do	0 10 0
Tingwick	do	0 10 0
Toronto	do Sec pages 87 and 88	0 0 0
Trafalgar	do	2 0 0
Trenholm	do Accts. from 1st Jan., 1856, not received	0 7 6
Trenton	do	2 10 0
Tring	do	0 10 0
Trois Pistoles	do	0 10 0
Trois Saumons	do	0 10 0
Troy	do	0 10 0
Tullamoro	do	1 0 0
Tuscarora	do	0 10 0
Tweed	do	0 10 0
Tyrcennell	do	0 10 0
Tyrone	do	0 10 0
Union	do	0 10 0

REPORT in detail of the allowances for Stationary, granted to Postmasters, &c.—
Year ended 31st March, 1856.—(Continued.)

NAME.	OFFICE.	AMOUNT.
		£ s. d.
Unionville	Postmaster	0 10 0
Upton	do	0 10 0
Utica	do	0 10 0
Uxbridge	do	1 0 0
Valcartier	do	0 10 0
Valentyne	do	0 4 2
Valleyfield	(From 1st November, 1855)	0 10 0
Vankleek Hill	do	0 10 0
Varennes	do	1 0 0
Varna	do	0 10 0
Vandreuil	do	0 10 0
Verchères	do	1 0 0
Vernonville	do	0 10 0
Victoria Corners	do (Accts. from 1st Jan., 1856, not receiv.)	0 7 6
Victoria Square	do	0 10 0
Vienna	do	2 0 0
Villanova	do	0 10 0
Vittoria	do	2 0 0
Vroomanton	do	0 10 0
Vroomenia	do	0 10 0
Wainfleet Centre	do	0 10 0
Wakefield	do	0 10 0
Wallace	do	0 10 0
Wallaceburg	do	0 15 0
Wallacetown	do	0 10 0
Walmer	do	0 10 0
Walpole	do	0 15 0
Walsingham	do	0 15 0
Walters' Falls	do	0 10 0
Wardsville. (late Mosa)	do	2 0 0
Warner	do	0 10 0
Warsaw	do	0 10 0
Warwick, L. C.	do	0 12 6
Warwick, U. C.	do	1 0 0
Washington	do	0 10 0
Waterdown	do	1 0 0
Waterford	do	2 0 0
Waterloo, L. C.	do	2 0 0
Waterloo, U. C.	do	1 10 0
Waterloo, Kingston	do	0 10 0
Waterville	do	0 10 0
Watford	do	0 10 0
Watson's Corners	do	0 10 0
Wawanosh	do	0 10 0
Weedon	do	0 10 0
Welland Port	(From 1st September, 1855)	0 5 10
Wellesley	do	1 0 0
Wellington	do	0 10 0
Wellington Square	do	1 10 0
Wellman's Corners	do	1 5 0
West Arran	do	0 10 0
West Bolton	do	0 10 0
West Brome	do	0 10 0
West Bury	do	0 10 0
West Essa	do	0 10 0
West Farnham	do	0 10 0
Westfield	do	0 10 0
West Flamboro'	do	1 0 0

REPORT in detail of the allowances for Stationary granted to Postmasters, &c.—
Year ended 31st March, 1856.—(Continued.)

NAME.	OFFICE.	AMOUNT.		
		£	s.	d.
West Huntingdon	Postmaster	0	10	0
West Huntley	do	0	10	0
West McGillivray	do	0	10	0
Westmeath	do	0	15	0
Westminster	do (Acc. from 1st Jan., 1856, not received)	0	12	6
Weston	do	0	15	0
West Osgoode	do	0	10	0
Westover	do (From 1st August, 1855)	0	6	8
West Port	do	0	15	0
West's Corners	do	0	10	0
West Shelford	do	0	10	0
West Winchester	do	0	10	0
West Woolwich	do	0	10	0
Whitby	do	6	0	0
White Hall	do	0	10	0
White Lake	do	0	10	0
Whitfield	do	0	10	0
Wick	do	0	10	0
Wicklow	do	0	10	0
Wilkesburg	do	0	10	0
William Henry (Sorel)	do	5	0	0
Williams	do	0	10	0
Williamstown	do	1	0	0
Williscroft	do (From 1st March, 1856)	0	0	10
Willocks	do (From 1st November, 1855)	0	4	2
Willowdale	do	0	10	0
Wilton	do	0	10	0
Winchester	do	0	10	0
Windham Centre	do	0	10	0
Windsor	do	8	0	0
Windsor Mills	do	0	10	0
Wisbeach	do	0	10	0
Wolfe Island	do	0	15	0
Wolfstown	do	0	10	0
Wolverton	do	0	10	0
Woodbridge	do	1	5	0
Woodburn	do	0	10	0
Woodford	do	0	10	0
Woodside	do	0	10	0
Woodstock	do	6	0	0
Woodville	do	0	10	0
Woolwich	do	0	10	0
Wotton	do	0	10	0
Wyton	do (Acc. from 1st Jan., 1856, not received)	0	7	6
Yamachiche	do	1	10	0
Yamaska	do	2	10	0
York	do	1	0	0
York Mills	do	1	5	0
Yorkville	do	0	10	0
Zimmerman	do (From 1st June, 1855)	0	8	4
Zone Mills	do	0	10	0

REPORT in detail of the allowances for Stationary, granted to Postmasters, &c.—
Year ended 31st March, 1856.—(Concluded.)

NAME.	OFFICE.	AMOUNT.
BACK QUARTERS.		
Adjala	Postmaster—4 Quarters to 31st March, 1855.	£ s. d.
Alexandria	do 4 do do	0 15 0
Brewster	do 4 do do	0 10 0
Britannia Mills	do 1 do do	0 2 6
Caledonia Flats	do 1 do do	0 2 6
Carleton Place	do 1 do do	0 5 0
Collingwood	do 1 do do	0 15 0
Creemore Mills	do 1 do do	0 2 6
Deniston	do 1 do do	0 2 6
Elderslie	do 3 do do	0 7 6
East Williamsburg	do 1 do do	0 5 0
Grande Baie	do 2 do do	0 5 0
Haldimand	do 2 do do	0 15 0
Houghton	do 2 do do	0 10 0
Lancaster	do 6 do do	4 10 0
Lavaltrie	do 1 do do	0 2 6
Lester	do 1 do do	0 2 6
Madoc	do 2 do do	0 7 6
Melville	do 1 do do	0 2 6
Merritsville	do 1 do do	0 3 9
New Durham	do 3 do do	0 7 6
Onondaga	do 1 do do	0 5 0
Pelham Union	do 2 do do	0 5 0
Pickering	do 1 do do	0 10 0
Pointe Claire	do 1 do to 31st March, '53	0 2 6
Port Albert	do 1 do to 31st March, '55	0 2 6
Port Burwell	do 1 do do	0 5 0
Portneuf	do 1 do do	0 5 0
Riceville	do 2 do do	0 5 0
Ste. Adèle	do 2 do do	0 5 0
St. Antoine, Lob.	do 1 do do	0 2 6
St. Bazile	do 1 do do	0 2 6
St. Hilaire	do 1 do do	1 0 0
St. Jérôme	do 2 do do	0 5 0
St. Ligouri	do 3 do do	0 7 6
Ste. Marthe	do 1 do do	0 2 6
Ste. Philomène	do 3 do do	0 5 0
Seymour East	do 1 do do	0 5 0
Smithville, Hastings	do 1 do do	0 2 6
South Durham	do 1 do do	0 2 6
Trenholm	do 1 do do	0 2 6
Tweed	do 3 do do	0 7 6
Vaudreuil	do 3 do do	0 15 0
Victoria Corners	do 1 do do	0 2 6
Wellman's Corners	do 4 do do	0 10 0
Warwick East	do 1 do do	0 5 0
Winchester	do 8 do do	1 0 0
Windsor	do 2 do do	3 10 0
Brought forward from D. in Report No. 4		1348 13 0
Total		3494 6 7
Total		£ 487 19 7

ROBERT SPENCE,
Postmaster-General.

E. J. KING,
Accountant.

(F. IN REPORT No. 4.)

ACCOUNT of sums paid for Fuels and Light for the use of the Post Office Department in Canada, for the year ended 31st March, 1856.

NAME.	PARTICULARS.	AMOUNT.	AMOUNT.
<i>Quarter ended 30th June, 1855.</i>		£ s. d.	
James Keiller	Two cords wood, P. O. Department.....	1 17 6	
Quebec Gas Company	Gas supplied to do	7 5 5	
E. E. Shelton	Candles supplied the do	1 12 3	
Hamilton Gas Light Company	Gas supplied the Post Office, Hamilton.....	4 0 6	
Park & Cusack	Candles supplied the Post Office, Hamilton.....	2 5 0	
Kingston Gas Light Company	Gas supplied the Post Office, Kingston.....	1 15 9	
Joseph Carignau	Fuel wood supplied Post Office, Montreal.....	135 0 0	
J. B. Laforest dit Labranche	Cording and piling wood, do do	14 2 6	
New Gas Company, Montreal	Gas, three months do do	32 4 3	
William Rush	2½ cords wood and carting, P. Office, Quebec.....	3 10 0	
William Rush	Two cords wood and carting do do	2 0 0	
William Rush	Two cords wood and carting do do	2 0 0	
Louis Maignant	One cord wood do do	1 5 0	
Quebec Gas Company	Gas supplied do do	11 16 6	
Consumers' Gas Company.....	Gas supplied Post Office, Toronto	31 6 0	
<i>Quarter ended 30th Sept., 1855.</i>			252 0 8
C. Leperle	Carrying fuel to the Post Office Inspector's Offices, Montreal	0 10 0	
Quebec Gas Company	Gas, three month's supply, P. O. D	2 11 0	
E. E. Shelton	Candles supplied the Post Office, Montreal.....	5 4 3	
Hamilton Gas Company	Gas supplied the Post Office Hamilton	5 8 6	
Park & Cusack	Candles supplied the Post Office, Hamilton.....	5 0 0	
James Osborne	Candles supplied the Post Office, Hamilton.....	0 11 3	
Thomas Gray	Candles supplied the Post Office, Hamilton.....	1 13 9	
Kingston Gas Company.....	Gas supplied the Post Office, Kingston.....	2 2 0	
New Gas Company, Montreal	Gas supplied from 25th April to 20th July, Post Office, Montreal	25 14 9	
J. C. Robillard	Candles to illuminate Post Office, Montreal.....	6 5 0	
John Hargraves	Cartage of coals for Post Office, Montreal.....	1 0 0	
William Rush	Wood, &c., Post Office, Quebec	1 2 3	
William Rush	Wood and cartage, Post-Office, Quebec.....	0 19 0	
J. Coleman	Wood and cartage, Post Office, Quebec.....	0 8 6	
William Rush	Wood piling and cartage, P. Office, Quebec.....	60 7 1½	
Joseph Whitehead	Candles, oil, &c., Post-Office, Quebec.....	4 5 10	
Gas Works, Quebec.....	Gas supplied to Post Office, Quebec.....	4 0 6	
A. Taylor & Co	Coal supplied to Post Office, Toronto	60 1 0	
A. Taylor & Co	Wood supplied to Post Office, Toronto	30 5 0	
Consumers' Gas Company.....	Gas supplied Post Office, Toronto	27 15 6	
<i>Quarter ended 31st Dec., 1855.</i>			245 5 11
Charles Garth & Co.....	Gas fittings in Post Office Inspector's Office, and Post Office, London	24 2 3	
Thomas Jackson	Candles for P. O. Inspector's Office, London.....	0 15 9	
Quebec Gas Company	Gas supplied P. O. Department	1 19 11	
H. E. Scott	Coals supplied Post Office, Montreal	20 5 0	
E. E. Shelton	Candles for use of Conductors on Brockville, Island Pond and Quebec Railway	6 0 6	
A. Taylor & Co.....	Wood for use of P. O. Department	1 15 0	
A. Taylor & Co.....	Wood for use of P. O. Department	25 6 3	
Edmund Ritchie	Fuel for Post Office, Hamilton	8 10 5	
James E. Thompson.....	Gas fixtures for the illumination, Hamilton.....	3 3 1	
James & William Myles.....	Coal for use Post Office, Hamilton.....	5 0 0	
Park & Cusack	Candles for Post Office, Hamilton	5 12 6	
Hamilton Gas Company	Gas supplied Post Office, Hamilton	12 2 6	
Edward Browne	Coal for Post Office, Hamilton	22 10 0	
Moses Smith	Wood for use Post Office, Kingston.....	3 17 3	
Kingston Gas Company	Gas fittings and Gas for P. Office, Kingston.....	8 0 0	
London Gas Company	Gas supplied Post Office, London.....	4 13 0	
Thomas Westby	Wood for Post Office, London.....	4 3 9	
New Gas Company, Montreal	Gas from 20th July to 29th October, Post Office, Montreal.....	35 16 0	

ACCOUNT of sums paid for Fuel and Light for the use of the Post Office Department, &c., year ending 31st March, 1856.—(Continued.)

NAME.	PARTICULARS.	AMOUNT.	AMOUNT.
		£ s. d.	£ s. d.
Quebec Gas Company.....	Gas supplied to Post Office, Quebec.....	3 10 11	
Jean Baptiste Gagné.....	Cutting and piling fuel wood for Post Office, Quebec.....	12 18 9	
William Hossack.....	Candles for illuminating Post Office, Quebec.....	1 8 0	
Consumers' Gas Company.....	Gas fittings for two years, Post Office, Toronto.....	8 17 11	
Consumers' Gas Company.....	Gas supplied for Post Office, Toronto.....	53 16 0	
<i>Quarter ended 31st March, 1856.</i>			283 4 9
Thomas Saultier & Co.....	Wood for use of Post Office Department... do do	13 2 6 29 15 0	
Thomas Saultier & Co.....	do do	10 18 9	
Thomas Saultier & Co.....	do do	3 10 6	
The Toronto Gas Company	Gas supplied Post Office Department.....	2 8 9	
John A. Ward	Coal do P.O. Inspector's Office, London	1 10 0	
Thomas Jackson.....	Candles supplied do Toronto	56 5 0	
E. Brown	Coal supplied Post Office, Hamilton.....	14 13 6	
The Hamilton Gas Company	Gas do do do		
E. Ritchie.....	Wood do do cutting and piling Hamilton	13 5 1	
R. Benner & Co	Candles supplied Post Office, Hamilton.....	7 10 0	
The Kingston Gas Light Co.....	Gas do do Kingston	6 17 3	
Daniel Duross	Wood do do do	5 11 0	
Alexander Henderson	Wood do do London.....	9 15 0	
The London Gas Company.....	Gas do do do	8 17 0	
William Perkins.....	Wood do do do	4 5 0	
J. W. Hines	Cutting wood for do do	2 8 1½	
James Geddes	Candles for do do	1 19 4	
John Boyd	Cutting wood for do do	1 0 11	
B. La Branche	Sawing wood for do Montreal.....	27 0 0	
M. Rigney	Candles for do do	2 0 1	
New City Gas Company.....	Gas supplied do do	48 15 0	
Gas Company	Gas do do Quebec.....	15 17 6	
Consumers' Gas Company.....	Gas do do Toronto	47 6 6	
Taylor & Co	Coal do do do	18 5 0	
George Harvey	Cutting wood for do do	5 8 9	
Thomas Sawdon.....	Wood for do do	1 11 3	
Joseph Anderson	Wood for do do	1 11 3	
John Kirby.....	Wood for do do	1 11 3	
P. Sullivan	Wood for do do	1 11 3	
Joseph Papineau	Wood for do do	1 10 0	
James Hume	Wood for do do	1 10 0	
			367 0 6½
Year ended 31st March, 1856		Total.....£	1147 11 11

ROBERT SPENCE,
Postmaster General.

E. J. KING,
Accountant,

(G. IN REPORT No. 4.)

Account of Sums paid for Miscellaneous Disbursements on account of the Post Office Department, in Canada, for the year ending 31st March, 1856.

NAME.	PARTICULARS.	AMOUNT.	AMOUNT.
<i>Quarter ended 30th June, 1855.</i>			
J. Ashworth	Incidental Expenses Post Office Depart...	£ s. d.	£ s. d.
V. H. Byron	Cleaning the Inspector's Office, London...	6 5 11	
George Cox	Petty Office expenses, do	2 10 0	
Robert Deacon	Official Postage, Post Office Department, Kingston	5 8 9	
A. A. DeGaspe	Petty expenses in charge of Mails	2 5 7	
John Dewe	Petty Disbursements, Post Office Department, Toronto	1 13 1	
T. Doucet	Notarial Services, P. O. D., Montreal	11 7 9	
E. S. Freer	Telegraph Messages, do do	2 0 0	
E. S. Freer	Sundry petty expenses do do	27 11 9	
T. D. Harrington	Telegraphic Messages do	1 5 0	
T. D. Harrington	do do	39 16 1	
C. W. Hayden	Petty Office expenses do Montreal	5 0 4	
M. Loofs	Washing, &c., P. O. I.'s Office, do	7 14 7½	
John McNamee	Expenses in charge of English Mails	1 12 6	
Telegraph Company	Telegraphic Messages, P. O. D., London	5 10 0	
H. A. Wicksteed	do do Kingston	5 2 2	
E. Ritchie	Incidental Disbursements, P. O., Hamilton	6 10 0	
Samuel Muckleston	Twine, &c., for use of the do. Kingston	8 1 10	
Andrews & Coombe	Commission on Sale of Postage Stamps, Post Office, London	1 4 3	
Booksellers, Stationers and others.	Commission on Sale of Postage Stamps, Post Office, Montreal	1 5 6	
Jerry Mullin	Petty Office expenses, Post Office, Montreal	11 11 3	
E. S. Freer	Postages on Official Cor. do do	10 8 7½	
G. L. Scott	Cum. on Sale of P. Stamps, do Paris	1 15 3½	
Brousseau & Co.	do do do Quebec	0 6 2	
T. N. Delumare	do do do do	2 16 3	
Charles Fague	Removing snow in front of do do	0 13 6	
Samuel J. Shaw	Sundries for do do	6 0 0	
M. Davison	Cleaning do do	6 4 7½	
M. Davison	do (December 1854) do do	4 12 6½	
Michael Daly	Sawing Wood, &c. do do	5 5 6	
William Rusk	Cleaning and Carting from yard, &c., Post Office, Quebec	1 8 3	
J. O. Arcand	Amount of a Duplicate Remittance, Post Office, St. Joseph	5 7 6	
W. H. Griffin	Extra services, authorized per Order in Council, dated 21st May, 1855	3 6 9½	
Maclear & Co.	Commission on Postage Stamps, Post Office, Toronto	500 0 0	
P. M., Toronto	Incidental Expenses, Post Office, Toronto	10 10 0	
Angus Dallas	Petty Disbursements, do do	9 2 9	
<i>Quarter ended 30th Sept., 1855.</i>			
Deborah Allan, for late Smith Allan	Servant's Wages, Post Office Department	1 9 9	722 4 9
J. Ashworth	Petty Office Expenses do	6 0 0	
A. Bosquin	Lighting fires, &c., do Montreal	12 19 0	
Thomas O. Butler	Travelling Expenses in conveying a Mail	1 10 0	
George Cox	Petty Office Expenses, Post Office Department, London	2 7 6	
R. Deacon	Postages on Official Correspondence, Post Office Department Kingston	3 7 2	
A. Demers	Lighting fires, &c., on Railroad Cars	3 8 10	
M. St. Denis	do do	1 10 0	
John Dewe	Petty Expenses on Account of Post Office Department, Toronto	1 10 0	
E. S. Freer	Telegraphic Messages, Post Office Department, Montreal	9 11 10	
C. W. Hayden	Petty Office Expenses, P. O. Department	18 10 1½	
		5 12 9½	

Account of Sums paid for Miscellaneous Disbursements, &c., year ended 31st March, 1856.—(Continued.)

NAME.	PARTICULARS.	AMOUNT.		AMOUNT.	
		£	s. d.	£	s. d.
Kate Hagerly	Cleaning P. O. Inspector's Office, London.	3	0 0		
T. D. Harrington	Telegraphic Messages, P. O. Department.	4	16 0		
T. D. Harrington	do do	35	9 10		
Margaret Loofs	Washing and cleaning, &c., P. O. Inspector's Office, Montreal.	4	17 6		
P. M. of London	Postage charged on Official Letters.	9	0 5		
John McNamee	Incidental Expenses in charge of B. Mails	1	12 6		
Martin Malone	do do	1	4 10		
Robert McGillivray	Expenses incurred with Mail to Montreal.	2	10 0		
J. T. Medworth	Expenses incurred in search of New York (Through Mail) bag.	1	10 0		
Martin Malone	Expenses incurred in charge of B. Mails.	7	8 9		
Robert McGillivray	Expenses incurred in charge of B. Mails.	1	11 3		
Montreal Telegraph Company	Telegraphic Messages on Public Business, P. O. Department, London.	5	1 6		
P. Pennock	Expenses on three occasions at Lachine.	0	15 0		
H. A. Wicksteed	Incidental Disbursements, Post Office Department, Kingston.	2	12 11		
H. A. Wicksteed	Telegraphic Messages on Public Business, Kingston.	3	1 5		
E. Ritchie	Telegraphic Message on Public Business, Post Office, Hamilton.	2	1 7		
L. Lawless	Petty Office Expenses, P. O. London.	8	18 3 $\frac{1}{2}$		
Equitable Insurance Company	Premium on £800 do Montreal.	5	0 0		
James Simpson	Petty Office Expenses do do	5	1 0		
Commission	Selling Stamps, do do	13	16 9		
Joseph Dupuis	Sweeping Chimnies, do do	0	14 0		
Thornton & Scott	Com. on Sale of Postage Stamps, Paris.	0	5 0		
T. N. Delamare	do do Quebec	0	7 6		
J. T. Brousseau	do do do	2	7 6		
E. N. A. Telegraph Company	Telegraphic Messages, Post Office, River de Loup.	0	5 8 $\frac{1}{2}$		
Maclear & Co.	Sale of Postage Stamps, Toronto.	9	0 0		
Joseph Lesslie	Incidental Expenses, Post Office, Toronto.	3	15 6 $\frac{1}{2}$		
<i>Quarter ended 31st December, 1855.</i>				202	15 0 $\frac{1}{2}$
John Ashworth	Petty Office Expenses, Post Office Depart.	16	12 2		
John Hinnifin	Servants wages for two months do	2	0 0		
Montreal Telegraph Company	Telegraphic Messages for P. O. D. London	10	7 11		
do do	do do Montreal	38	1 10 $\frac{1}{2}$		
John Dewe	do do Toronto	8	7 0		
H. A. Wicksteed	do &c., do Kingston	6	5 11		
Montreal Telegraph Company	do Post Office Department	26	16 9		
Martin Malone	Expenses incurred in charge of B. Mails.	1	16 6		
R. McGillivray	do do	4	14 6		
A. Meyers	Finding Mail Bag and conveying same to Berlin.	2	10 0		
John Dewe	Petty Office Expenses, Post Office Inspector's Office, Toronto.	8	10 5		
George Cox	Petty Office Expenses, Post Office Inspector's Office, London.	3	4 8		
C. W. Hayden	Petty Office Expenses, Post Office Inspector's Office, Montreal.	8	6 4 $\frac{1}{2}$		
William Higgins	Expenses incurred in arresting a Party on suspicion of Mail Robbery.	0	15 0		
Margaret Loofs	Scrubbing and cleaning the P. O. Montreal	4	14 4		
John Birks	Mucilage for P. O. I.'s Office, do	0	4 0		
Marie Comeau	Washing Windows, &c., P. O. do	0	12 0		
S. C. Clarke	A Map of United States for Post Office Inspector's Office, Toronto.	1	15 0		
R. Deacon	Postages on Official Letters to Post Office Inspector, Kingston.	2	3 1		
Montreal Telegraph Company	Messages on P. O. Business, P. O. Brockville	0	6 1		

Account of Sums paid for Miscellaneous Disbursements, &c., year ended 31st March, 1856.—(Continued.)

NAME.	PARTICULARS.	AMOUNT.			AMOUNT.		
		£	s.	d.	£	s.	d.
International Telegraph Company.	Telegraphic Message to P. M., Georgetown	0	2	4			
Montreal Telegraph Company	Telegraphic Messages on P. Office business, Hamilton	1	1	5			
E. Ritchie	Petty Expenses, Post Office, Hamilton	0	11	3			
Dennis Delany	Extra duty performed at night in receiving and despatching mails at Post Office, Kingston	25	0	0			
L. Lawless	Petty Expenses for Post Office, London	8	13	2½			
Stationers, Montreal	Commission on Sale of Postage Stamps	15	6	3			
J. Mullen	Petty Expenses for Post Office, Montreal	4	10	8			
G. L. Scott, (Paris)	Commission on Sale of Postage Stamps	0	5	6			
Thomas Burns, (Quebec)	do do do	0	1	3			
Thomas N. Delamare, (Quebec)	do do do	0	10	0			
J. Brousseau, do	do do do	3	15	0			
John Grey, do	Expenses incurred in charge of Brit. Mail	0	7	6			
J. Bouchard, do	do do do	0	7	6			
F. Bécot, do	do do do	0	8	1½			
Mrs. Davidson, do	Cleaning Quebec Post Office	2	10	0			
Thomas Maclear & Co.	Commission on Sale of Postage Stamps	10	5	0			
Joseph Lesslie	Petty Expenses for Post Office, Toronto	3	16	11			
Montreal Telegraph Company	Messages on P. O. business, (Wm. Henry)	0	4	0			
<i>Quarter ended 31st March, 1856.</i>							225 19 6
John Hiunifin	Servant's Wages for 3 mos. P. Office Dept.	3	0	0			
John E. Davis	Making out Accounts in 1853 and 1854 for G. W. Railway Post Office, P. O. D.	12	10	0			
John Dewe	Petty Office Expenses, P. O. Inspector's Office, Toronto	3	6	4			
C. W. Hayden	Petty Office Expenses, P. O. Inspector's Office, Montreal	7	3	9			
H. A. Wicksteed	Incidental Disbursements, P. O. Inspector's Office, Kingston	0	17	0			
George Cox	Incidental Disbursements, P. O. Inspector's Office, London	0	17	5			
Montreal Telegraph Company	Tel. Messages on P. O. business, P. O. D.	34	18	11			
Do do	do do do London	8	11	1			
Do do	do do do Toronto	5	6	8			
International Telegraph Company	do do do do	2	13	7			
H. A. Wicksteed	do do do Kingston	5	19	6			
T. D. Harrington	do do P. O. D.	6	5	10			
E. S. Freer	do do do Montreal	52	3	7			
M. Malone	Expenses incurred while in charge of British Mails	11	7	9			
R. McGillivray	Expenses incurred while in charge of British Mails	9	8	0			
Joseph Lesslie	Postages on Official Letters to Post Office Inspector, Toronto	1	5	3			
Do	Postages on Official Letters to Post Office Inspector, Toronto, for Quarter ended 31st December, 1855	0	19	2			
B. A. Assurance Company	One year's premium on Policy of Insurance on the Montreal Post Office	15	12	6			
Monarch Assurance Company	One year's premium on Policy of Insurance on the Montreal Post Office	15	12	6			
Amable Bosquin	Lighting fires and cleaning Post Office Railway Cars, Montreal	1	10	0			
Maurice Pepin	Lighting fires and cleaning Post Office Railway Cars, Montreal	1	10	0			
Mrs. Loofs	Cleaning P. O. Inspector's Office, Montreal	4	1	8			
Montreal Telegraph Company	Telegraphic Messages, Brockville P. O.	0	4	9			
D. F. Britton, P. M.	do do Gananoque P. O.	0	8	7			
Bridget Roonan	Cleaning the Clerk's room in Hamilton P. O.	6	0	0			
J. Ritchie	Petty Office Expenses do	3	4	7			

Account of Sums paid for Miscellaneous Disbursements, &c., year ended 31st
March, 1856.—(Continued.)

NAME.	PARTICULARS.	AMOUNT.	AMOUNT.
		£ s. d.	£ s. d.
Montreal Telegraph Company	Telegraphic Messages, Hamilton P. O. . .	2 1 0	
Andrews & Coombe, London	Commission on Sale of Postage Stamps . .	6 4 9	
James Geddes	Petty Office Expenses, London Post Office	3 2 4	
Daniel Dunham	Supplying a flag for use of P. O., Maitland	0 2 6	
J. Mullen	Incidental Disbursements, Post Office, Montreal	8 19 2½	
Stationers, Montreal	Commission on Sale of Postage Stamps . .	12 18 3	
William Rush	Carting snow from Quebec Post Office . .	4 0 0	
J. Brousseau	Com. on Sale of Postage Stamps, Quebec.	2 2 6	
Thomas Burns	do do do	0 2 6	
Thomas N. De Lanare	do do do	0 15 0	
Montreal Telegraph Company	Telegraphic Messages, Post Office, Three Rivers	0 3 0	
B. American Insurance Company	Insurance on Post Office, Toronto	12 10 0	
Maclear & Co.	Commission on Sale of Postage Stamps, Toronto	11 2 0	
Jos. Lesslie, P. M.	Petty Office Disbursements, Toronto	6 19 5	
Mrs. Fenwick	Washing Towels, &c., P. O. do	1 8 5	
Edward Scott	Whitewashing Basement, do do	1 0 0	
John Ashworth	Petty Office Expenses, Post Office Depart	18 8 5	
			301 17 8½
Year ended 31st March, 1856:		£	1452 17 0

ROBERT SPENCE,
Postmaster General.

E. J. KING,
Accountant

REPORT

REPORT of all Contracts made for the Transportation of the Mails in the Province of Canada, within the name of the Contractor,—the Routes embraced in the Contract, with the length of each,—for,—and the price stipulated to be paid by the Department.

LONDON

ROUTE.		Name of Contractor.	Distance.	Times per week.	DEPARTURE.	
From	To				Days.	Hours.
Ayr	Glenmorris	R. Kirkpatrick	7	6	Daily	4 30 P M
Avonbank	St. Mary's	James Muir	6	2	Tues. and Saturday	8 A M
Burford	Dereham	George Waters	32	6	Daily	6 30 A M
Bodmin	Orehill	John Hall	7	1	Thursday	1 P M
Buffalo	Port Stanley	Park & McLeod	160	2	Thursday	10 A M
Belfast	Wawanosh	H. McDonagh	18	2	Tuesday and Friday	1 P M
Bosauquet	Sylvan	Henry James	8	2	Wed. and Saturday	8 A M
Brantford	Paris	George Babcock	7	6	Wed. and Saturday	2 P M
Beumiller	Goderich	R. Hunt	7	3	Tuesday and Friday	1 P M
Bayfield	Brucefield	George Hobson	10	3	Tuesday and Friday	9 A M
Belmont	London	J. H. Bostwick	12	3	Tuesday and Friday	7 A M
Burford	Cathcart	J. S. Lawrence	6	2	Daily	7 A M
Brantford	Seneca	William Sutton	17	6	Daily	1 P M
Brucefield	Harpurhay	D. Aitken	3	3	Tues. Thur. and Sat.	12 noon
Chippawa	Railroad Station	M. Cavanaugh	4	12	Tues. Thur. and Sat.	3 P M
Cayuga	Jarvis	C. W. Shannon	14	2	Daily in conn. with mail trains	3 P M
Cayuga	Dunnville	George Gibson	17½	6	Wed. and Saturday	9 A M
Chippawa and	Suspension Bridge	J. E. Humphries	19½	6	Daily	3 30 P M
Niagara	Suspension Bridge				Daily	5 A M
Dorchester Station	Suspension Bridge				Daily	4 P M
Delaware	Harrietsville	J. McMillan	6½	2	Daily	5 A M
Detroit	Mount Brydges Railroad Station	Job Hartt	3		Tuesday and Friday	12 noon
Detroit	Windsor	D. Ouellette	1½	6	Daily in conn. with mail trains	10 A M
Dunnville	Railroad Station				Daily in connection with mail trains	
Elma	Port Colborne	William McCartney	23	3	Mon. Wed. and Fri.	8 A M
Fort Erie	Harpurhay	William Fowler	33	2	Tues. Thur. and Sat.	4 P M
	Port Colborne	J. Stanley	20	3	Tuesday and Friday	Noon
					Mon. and Thursday	8 A M
					Mon. Wed. and Fri.	8 A M
					Tues. Thur. and Sat.	2 P M

No. 5.

the year ended the 31st March, 1856—stating in each case of Contract its date and intended duration,—the time of Arrival and Departure at the end of each Route,—the Mode of Transportation contracted

DIVISION.

ARRIVAL.		Mode of Transportation.	Stipulated Price to be paid.	Commencement of Contract.	Intended duration of Contract.
Days.	Hours.				
Daily	8 30 P M	Passenger Stage	£ 35 0 0	Sept. 1, 1855..	Four years.
Daily	6 30 A M				
Tues. and Saturday	1 30 P M	Horseback	20 0 0	Jan. 1, 1856...	Do
Tues. and Saturday	9 30 A M				
Daily	7 P M	Passenger Stage	275 0 0	July 1, 1855...	Do
Daily	Noon				
Thursday	4 P M	Horseback	10 0 0	July 1, 1855...	Do
Thursday	Noon				
Tuesday and Friday	5 A M	Per steamer "Ploughboy."	98 0 0	Season of 1855.	One season.
Wed. and Saturday	Noon				
Wed. and Saturday	7 P M	Horseback or Buggy	26 0 0	April 1, 1855...	Four years.
Wed. and Saturday	1 P M				
Tues. and Friday	11 A M	Do do	16 5 0	Sept. 1, 1855...	One year.
Tues. and Friday	3 P M				
Daily	9 P M	Passenger Stage	150 0 0	Jan. 1, 1856 ...	March 31, 1857.
Daily	8 A M				
Daily	10 30 P M	Horseback or Sleigh	19 10 0	Nov. 1, 1855 ..	Four years.
Daily	6 P M				
Tues. Thur. and Sat.	10 A M	Do do	70 0 0	Jan. 7, 1856 ...	Do
Tues. Thur. and Sat.	6 P M				
Mon. Wed. and Fri.	10 A M	Do do	52 0 0	April 1, 1856..	Do
Tues. Thur. and Sat.	8 30 P M				
Tues. Thur. and Sat.	10 30 A M	Do do	13 0 0	Jan. 1, 1856....	One year.
Tues. and Friday	8 30 A M				
Tues. and Friday	10 30 A M	Do do	200 0 0	Feb. 7, 1856...	Temp'ry arrangement during suspension of B. B. & G. Railway.
Daily	5 P M				
Daily	11 A M	Do do	35 0 0	March 1, 1856.	Four years.
Tues. Thur. and Sat.	4 P M				
Tues. Thur. and Sat.	1 P M	By Hand or on Horseback	13 0 0	July 1, 1855...	Do
Daily in conn. with mail trains					
Wed. and Saturday	Noon	Waggon or Sleigh	37 5 0	Aug. 1, 1856...	Do
Wed. and Saturday	6 P M				
Daily	8 30 A M	Do do	273 17 6	Feb. 1, 1856...	Temp'ry arrangement during suspension of B. B. & G. Railway.
Daily	7 P M				
Daily	6 30 P M	In Buggy or Sleigh	263 0 0	Dec. 18, 1855..	Four years.
Daily	6 30 P M				
Daily	8 15 A M				
Daily	7 P M				
Tues. and Friday	11 30 A M	Horseback, Cutter, or Sleigh	23 8 0	Jan. 1, 1856...	Do
Tues. and Friday	1 30 P M				
Daily in conn. with mail trains		Horseback, Buggy, or Sleigh	45 0 0	July 1, 1855...	Do
Daily in conn. with mail trains					
Daily in conn. with mail trains		By Messenger	80 0 0	April 1, 1855..	Do
Daily in conn. with mail trains					
Tues. Thur. and Sat.	10 P M	On Horseback, Buggy, or Sleigh	150 0 0	April 1, 1856..	Temp'ry arrangement during suspension of B. B. & G. Railway.
Mon. Wed. and Fri.	2 P M				
Mon. and Thursday	5 P M	On Horseback or Cutter	137 10 0	Oct. 1, 1855	Four years.
Tues. and Friday	9 P M				
Tues. Thur. and Sat.	5 P M	Do do	104 0 0	Feb. 14, 1856..	Temp'ry arrangement during suspension of B. B. & G. Railway.
Mon. Wed. and Fri.	11 A M				

REPORT No. 5.—REPORT of New Contracts entered into in the LONDON

ROUTE.		Name of Contractor.	Distance.	Times per week.	DEPARTURE.	
From.	To				Days.	Hours.
Goble's Corners.	Princeton	Wm. L. Goble	2 1/2	2	Tues. and Sat.	8 A M
Goderich	Westfield	George Douglass	15	1	Tues. and Sat.	9 30 A M
Goderich	Kineardine	George Hobson	30	3	Monday	2 P M
Galt	Paris	H. Kirkpatrick	18	6	Monday	7 A M
Goderich	Windsor	J. & W. Ebberts	130	2	Tues. Thur and Sat.	7 A M
Haysville	Paris	George Macartney	26	6	Mon. Wed. and Fri.	7 A M
Hall's Mills	London	I. B. Wells	3	3	Mon. Wed. and Fri.	7 A M
Harrington	Nissouri	I. McLeod	7	2	Daily	7 A M
Innerkip	Ratho	James Thomson	5 1/2	3	Daily	Noon
Innerkip	Woodstock	R. Lindsay	7	3	Wed. and Fri.	4 P M
Komcka	R. R. Station	O. D. Mabee	4	1	Tues. and Thur.	6 A M
London	R. R. Station	Nelson Perkins	4	1	Daily	Noon
Largie	Wallacetown	D. McCallum	7	1	Daily	7 A M
Mt. Brydges, R. St'n.	Strathroy	W. C. Smith	21	3	Mon. Wed. and Fri.	9 A M
Mt. Brydges, R. St'n.	Napier				Mon. Wed. and Fri.	Noon
Mount Brydges	B. R. Station	E. Mihell	4	1	Mon. and Friday	11 A M
North Pelham	Port Robinson	N. C. Holcomb	15	3	Mon. and Friday	1 30 P M
Port Sarnia	Port Huron	D. McCall	2	6	Mon. Wed. and Fri.	1 P M
Port Burwell	Vienna	M. Swan	3	6	Mon. Wed. and Fri.	11 A M
Stratford	Woodstock	C. Coote	25	6	Tues. Thur. and Sat.	9 A M
St. Catharines	R. R. Station	George Forbes	1	1	Tues. Thur. and Sat.	Noon

DIVISION, during the year ending 31st March, 1856.—(Continued.)

ARRIVAL.		Mode of Transportation.	Stipulated Price to be paid.	Commencement of Contract.	Intended duration of Contract.
Days.	Hours.				
Tuesday and Saturday	10.15 A M	On Horseback	£ 12 10 0	Sept. 1, 1855	Four years.
Tuesday and Saturday	9 A M				
Monday	1 P M	Do	26 0 0	July 1, 1855	Do
Monday	7 P M				
Mon. Wed. and Fri.	7 P M	Buggy, Waggon, or Sleigh.	120 0 0	October 1, 1855	Do
Tues. Thur. and Sat.	5 P M				
Daily	4 P M	By Passenger Stage	150 0 0	July 1, 1855	Do
Daily	11 A M				
Wed. and Friday	4 P M	Per Steamboat	to depend on amt. of corres.	Season, 1855	
Thur. and Saturday	6 A M				
Daily	2 P M	By Waggon or Sleigh	217 15 0	July 1, 1855	Four years.
Daily	7 P M				
Mon. Wed. and Fri.	1 P M	On Horseback	25 0 0	January 1, 1856	Do
Mon. Wed. and Fri.	9.45 A M				
Monday and Friday	3 P M	Do	8 15 0	April 1, 1855	Do
Monday and Friday	1 P M				
Mon. Wed. and Fri.	12.30 P M	Horseback or Buggy	10 0 0	July 1, 1855	Do
Mon. Wed. and Fri.	2.30 P M				
Tues. Thur. and Sat.	2 P M	Do do	22 10 0	July 1, 1855	Do
Tues. Thur. and Sat.	11 A M				
In connection with mail trains		Horseback	15 0 0	January 1, 1856	Do
In connection with mail trains		Waggon or Sleigh	143 0 0	July 1, 1855	Do
Saturday	9 A M	Horseback	10 0 0	April 1, 1855	Do
Saturday	1 P M				
Daily in connection with mail trains		By Waggon or Sleigh	136 0 0	January 1, 1856	Do
Tri-weekly in ditto with mail trains					
Daily in connection with mail trains		By Hand or on Horseback	7 10 0	January 1, 1856	Do
Daily in connection with mail trains					
Mon. Wed. and Fri.	9 P M	By Cutter, Waggon, or Sleigh	56 0 0	July 1, 1855	Do
Mon. Wed. and Fri.	3 P M				
Daily	1 P M	In a Boat	9 15 0	April 6, 1855	Do
Daily	Noon				
Daily	6 P M	In a Buggy or Sleigh	15 0 0	Feby. 1, 1855	One year.
Daily	4 P M				
Daily in connection with mail trains		In a Waggon or Sleigh	175 0 0	January 1, 1856	Four years.
Daily in connection with mail trains					
Daily in connection with mail trains		Do do	91 0 0	July 1, 1855	Do

REPORT No. 5.—REPORT of all New Contracts entered into in the

ROUTE.		Name of Contractor.	Distance.	Times per week.	DEPARTURE.	
From	To				Days.	Hours.
Allansville	St. Jacobs	J. Rogers	14	6	Daily, Sunday except.	4 P.M.
Ayr	New Dundee	F. G. Miller	8	3	Daily, Sunday except.	5 A.M.
Acton	Georgetown	J. Wallace	8	3	Tues., Thur., & Sat.	10 A.M.
Beaverton	Wharf	D. Cameron	1	6	Tues., Thur., & Sat.	8 A.M.
Rowmanville	Tyrone	P. Tenver	7	3	Mon., Wed., & Fri.	Noon
Berlin	Galt	F. Lowell	11	6	Mon., Wed., & Fri.	7 A.M.
Bell Ewart	Lefroy	Edward Drake	1 1/2	6	Daily, at such an hour as will exchange Bags with Steamer.	
Brant	Elora	Alex. Smart	52	1	Mon., Thur., & Sat.	11 A.M.
Brant	Saugeen	W. Wilson	32	1	Mon., Thur., & Sat.	9 A.M.
Beaverton	Mariposa	E. S. Calkins	15	3	Daily, Sunday except.	
Bronte	Station	J. Thompson	1 1/2	12	Arrive and leave Preston in connection with Mid-day Train.	
Cummingsville	Nelson	R. Thompson	7	2	Daily, Sunday except.	
Clover Hill	Cookstown	R. Coleman	1 1/2	2	Arrive and leave Lefroy in conn. with Trains.	
Collingwood	Owen Sound	Steamer Mazepa	50	6	Friday	7 A.M.
Cross Hill	Wellesley	J. Zoeger	4	2	Wednesday	10 A.M.
Cape Rich	St. Vincent		10	2	Friday	6 A.M.
Cape Rich	Owen Sound	J. Carson	22	2	Thursday	6 A.M.
Dundas	Sheffield	J. Kirkpatrick	14	6	Mon., Wed., & Fri.	Noon
Dunblane	Williseroft	Thomas Adair	5	1	Mon., Wed., & Fri.	6 P.M.
Elma	Molesworth	J. Mitchell	5	1	Monday, Wednesday & Saturday	2 P.M.
East Holland	Mono Mills	J. Brown	66	1	Tuesday & Saturday	3 P.M.
Edmonton	Tullamore	J. Collingbourne	5 1/2	2	Daily, Sunday except.	2 P.M.
Elora	Hollia	L. Adams	20	2	Daily, Sunday except.	7 A.M.
Fergus	Guelph (2nd Mail)	J. Thorpe	13	6	Daily, Sunday except.	7 A.M.
Flos	Jarratt's Corners	C. Jarratt	11	2	Daily, Sunday except.	7 A.M.
Guelph	Preston		14	6	Daily, Sunday except.	Noon
Hamilton	Waterdown	H. Edmonds	7	6	Daily, Sunday except.	3 P.M.
Hamilton	Toronto	G. W. R.R. Co.	38	24	Daily, Sunday except.	8 A.M.
Johnson	Owen Sound	W. Johnson	14	2	Leaves and arrives at Hamilton and Toronto 3 times daily.	
					Monday & Friday	7 A.M.
					Monday & Friday	1 P.M.

TORONTO DIVISION, during the year ended 31st March, 1856.

ARRIVAL.		Mode of Transportation.	Stipulated price to be paid.	Commencement of Contract.	Intended duration of Contract.
Days.	Hours.				
Daily, Sunday except.	9 A.M.	Cutter, Sleigh or Passenger Stage	£ s. d.		
Daily, Sunday except.	8 A.M.		90 0 0	1st Oct., 1855	30th April, 1856
Tues., Thur., & Sat.	10 A.M.	Horse or do	18 0 0	1st May, do	30th April, 1859
Tues., Thur., & Sat.	Noon				
Mon., Wed., & Fri.	11 A.M.	Passenger Stage	39 0 0	1st August, do	— June, 1856.
Mon., Wed., & Fri.	4 P.M.				End of Season
enable Courier to		On foot	5 0 0	20th do do	November 9.
Mon., Thur., & Sat.	10.30 A.M.				
Mon., Thur., & Sat.	12.30 N.	Horseback, Waggon, Cutter or Sleigh	22 15 0	1st Oct., do	30th Sept., 1859.
Daily, Sunday except.					
Daily, Sunday except.		Passenger Stage	78 0 0	1st Oct., do	Open. Railroad.
		On foot	Per day.	0 1 3	10th Dec., do
Thursday	6 P.M.				Open. nav., 1856
Saturday	6 P.M.	Horseback, Foot or Cutter	192 0 0	1st Feby., 1856	31st March, 1856
Thursday	6 P.M.				
Friday	6 P.M.		65 0 0	1st do do	31st Jan., 1857.
Mon. Wed., & Fri.	11 P.M.				
Mon. Wed., & Fri.	5 P.M.	Waggon, Cutter or Passenger Stage	156 0 0	1st Jan., do	31st May, 1856.
		On foot, Waggon, Cutter or Sleigh	65 0 0	3rd Dec., 1855	— March, 1856.
Wednesday & Sat.	2 P.M.				
Wednesday & Sat.	10 A.M.	Horseback, Waggon, Cutter or Sleigh	20 0 0	1st July, do	30th June, 1859.
Tuesday & Saturday	3.30 P.M.		10 0 0	28th Aug., do	31st Aug., 1859.
Tuesday & Saturday	2.30 P.M.	Do do			
Daily, Sunday except.	Noon				
Daily, Sunday except.	7 P.M.	Steamer	1 5 0	7th May, do	— Novr., 1855.
Wednesday & Sat.	4 P.M.				
Wednesday & Sat.	5.30 P.M.	Horse, Waggon, Cutter or Sleigh	12 10 0	1st Sept., do	31st Aug., 1859.
Tuesday & Saturday	4 P.M.		32 10 0	11th Dec., do	31st March, 1856
Tuesday & Saturday	Noon	Do do			
Thursday & Satur.	4 P.M.				
Monday & Friday	4 P.M.	Do do	100 0 0	1st April, do	11th July, 1855.
		Passenger Stage	200 0 0	1st Jan., 1856	Temporary.
Mondays	Noon				
Mondays	10 A.M.	Foot, Horseback, Cutter or Sleigh	14 10 0	17th March, do	31st March, 1860.
Friday	11 A.M.				
Friday	3 P.M.	Foot, Horseback, Waggon, Cutter or Sleigh	5 4 0	18th Jan., do	
Saturdays	Noon				
Wednesday	6 P.M.	Horseback, Waggon, Cutter or Sleigh	110 0 0	1st Octr., 1855	3rd Sept., 1859
Wednesday & Sat.	11 A.M.		20 0 0	1st July, do	30th June, 1859.
Wednesday & Sat.	9 A.M.				
Wednesday & Sat.	2 P.M.				
Tuesday & Friday	Noon	Do do	76 0 0	1st August, do	31st July, 1859.
Daily	8.30 A.M.				
Daily	3.30 P.M.	Passenger Stage	12 10 0	16th Jan., 1856	
Tuesday & Saturday	2.30 P.M.				
Tuesday & Saturday	5.30 P.M.	Horseback, Waggon, Cutter or Sleigh	24 0 0	1st Octr., 1855	Temporary.
Daily, Sunday except	2.30 P.M.		125 0 0	1st Jan., 1856	31st March, 1856
Daily, Sunday except.	1.30 A.M.	Passenger Stage			
Daily, Sunday except.	11 A.M.				
Daily, Sunday except.	6 P.M.	Do	65 0 0	1st April, 1855	30th April, 1856
		Railroad	Not determin.	3rd Dec., do	31st Aug., 1856.
Monday & Friday	5 P.M.				
Monday & Friday	11 A.M.	Ho., Wag., Out. or Sleigh.	45 10 0	16th July, do	31st July, 1859.

REPORT No. 5.—REPORT of all New Contracts entered into in the

ROUTE.		Name of Contractor.	Distance.	Times per week.	DEPARTURE.	
From	To				Days.	Hours.
King	Nobleton	J. Milligan	7	3	Arrives & leaves King in connection with Trains on Tues., Thurs., & Sat. 3.15 P.M.	
Kirkwall	Rockton	T. White	10	3	Tues., Thurs., & Sat. 2 P.M.	
Lafontaine	Penetanguishene	C. Moreau	9	1	Wednesday 3 P.M.	
Mariposa	Stouffville	W. McGill	38	2	Tuesday & Saturday 8 A.M.	
Merton	Zimmerman		3	3	Monday & Friday 8 A.M.	
Newmarket	Stouffville	E. Brooks	20½	3	Tues., Thurs., & Sat. 9 A.M.	
Newcastle	Orono	L. S. Hodges	5	6	Tues., Thurs., & Sat. 8 A.M.	
Nelson	Wellington Sqr. Sta.	J. McCulloch	5	3	Mon., Wed., & Fri. 1 P.M.	
Oakville	Station	J. D. Holden	1	24	Mon., Wed., & Fri. 8 A.M.	
Port Nelson	Wellington Square	J. Cutler	2	12	Daily, Sunday except. 10 A.M.	
Port Hope	Wharf	D. Smart	½	12	Daily, Sunday except. Noon	
Port Nelson	Canal	J. Cutler	2	12	Arrives at and leaves Wel. Sqr. Station Daily, Sunday except. in con. with Morning Trains.	
Port Hope	Peterborough	J. Henderson	29	6	Four times daily in connection with Trains	
Palermo	Zimmerman	W. P. Thompson	5	3	Twice daily in connection with Trains	
Port Credit	Station		½	6	Twice daily in connection with Steamer	
Preston	Station	J. Hespeler	½	24	Twice daily in connection with Steamer	
Shakespeare	Wellesley	J. Zoeger	12	2	Daily 9 A.M.	
St. Vincent	Walter's Falls	W. Mink	14	2	Daily 9 A.M.	
St. Vincent	Walter's Falls	W. Walters	14	2	Tues., Thurs., & Sat. 10 A.M.	
Thornhill	Toronto	T. Cook	14	6	Tues., Thurs., & Sat. 8 A.M.	
Toronto	Oswego	O. S. & H. R.R. Co.	120	6	Twice daily in connection with Trains	
Toronto	G. W. R.R. Station	J. Mink	10½	36	Twice daily in connection with Trains	
West Flamboro'	Westover	L. Westover	5	1	Wednesday & Sat. 1 P.M.	
Zimmerman	Wellington Sqr. Sta.	J. McGueslay	8	6	Wednesday & Sat. 9 A.M.	
Zimmerman	Wellington Sqr. Sta.	J. Curry	8	6	Tuesday & Saturday 2 P.M.	

TORONTO DIVISION, for the year ended 31st March, 1856.—(Continued.)

ARRIVAL.		Mode of Transportation.	Stipulated price to be paid.	Commencement of Contract.	Intended duration of Contract.
Days.	Hours.				
Mon., Thur., & Sat.	Horse, Waggon, Cutter or Sleigh	£ s. d. 28 0 0	1st April, 1855	31st March, 1859
Tues., Thurs., & Sat.	3 P.M.	Do do	44 0 0	15th Jan., 1856	30th Jan., 1860
Tues., Thurs., & Sat.	5 P.M.	Do do	10 0 0	1st Feby., do	Temporary.
Wednesday	6.30 P.M.	Do do	105 0 0	1st Novr., 1855	31st Octr., 1859
Wednesday	4.30 P.M.	Do do	12 10 0	1st June, do	1st Decr., 1855
Monday & Friday	4 P.M.	Do do	50 0 0	1st April, do	31st March, 1859
Tuesday & Saturday	4 P.M.	Do do	50 0 0	1st August, do	30th July, 1859
Tues., Thurs., & Sat.	9 A.M.	Do do	20 0 0	3rd Decr., do	31st Decr., 1855
Tues., Thurs., & Sat.	10 A.M.	Do do	65 0 0	do do	30th Nov., 1859
Mon., Wed., & Fri.	Noon	Waggon, Cutter or Sleigh	0 8 0	do do	Temporary.
Mon., Wed., & Fri.	5 P.M.	On Foot	17 10 0	15th April, do	Do.
Daily, Sunday except.	1 P.M.	Waggon, Cutter or Sleigh	Per day. 0 6 0	1st May, do	2nd Decr., 1855
Daily, Sunday except.	11 A.M.	Passenger Stage	212 10 0	1st July, do	2nd June, 1859
.....	Horseback, Waggon, Cutter or Sleigh	25 0 0	3rd Decr., do	31st Decr., 1855
.....	Handcart	52 0 0
Wednesday & Sat.	Noon
Wednesday & Sat.	4 P.M.	Horseback, Waggon, Cutter or Sleigh	20 0 0	1st July, do	30th June, 1859
Tuesday & Saturday	11 A.M.	Do do	26 0 0	1st April, do	6th May, 1855
Tuesday & Saturday	6 P.M.	Do do	46 0 0	7th May, do
Tuesday & Saturday	11 A.M.	Do do	46 0 0	7th May, do
Tuesday & Saturday	6 P.M.	Do do	46 0 0	7th May, do
Daily	6.30 P.M.	Do do	46 0 0	7th May, do
Daily	10.30 A.M.	Passenger Stage	65 0 0	1st Jan., do	30th March, 1857
Daily, Mon. excepted	7 A.M.	Steamers	Per week. 12 0 0	4th July, do	Close Nov., 1855
Daily, Sunday except.	7 A.M.	Waggon or Sleigh	365 0 0	3rd Decr., do
Thursday	10 A.M.
Thursday	Noon	Horse, Waggon, Cutter or Sleigh	5 0 0	1st July, do	14th June, 1856
.....	Do do	50 0 0	1st Jan., 1856	28th July, 1856
.....	Do do	50 0 0	1st March, do

REPORT No. 5.—REPORT of all New Contracts entered into the KINGSTON

ROUTE.		Name of Contractor.	Distance.	Times per Week.	DEPARTURE.	
From	To				Days.	Hours.
Athol.....	Martintown.....	J. Campbell, Jr.....	19	2	Monday and Friday.	8 AM
Aultsville.....	Railway Station.....	Guy Cook.....	12	1	Monday and Friday.	1 PM
Aultsville.....	East Williamsburg.....	Lindsay Pillar.....	2 1/2	6	To meet RR. Trains.	
Bearbrook.....	Russell.....	John Walsh.....	10	1	Wednesdays.	10 PM
Burnbrae.....	Seymour.....	David Allan.....	5	2	Tuesday and Satur'y	11 AM
Brockville.....	Maitland.....	Jane Gillespie.....	5	6	Tuesday and Satur'y	2 PM
Brockville.....	Railway Station.....	W. H. Willson.....	1/2	12	Daily.	7 AM
Caintown.....	Lynn.....	J. Hogeboom.....	7	1	To meet RR. Trains.	
Cornwall.....	Railway Station.....	William Pitts.....	1	12	Saturdays.	10 AM
Camden.....	Tamworth.....	Nicholas Baker.....	15	3	Saturdays.	Noon
Dickenson's Landing.....	Railway Station.....	Adam Hanes.....	1 1/2	12	Tues. Thur. and Sat.	8 AM
Eganville.....	Douglas.....	John Armstrong.....	3	3	Tues. Thur. and Sat.	8 AM
Edwardsburg.....	Railway Station.....	W. S. Aikin.....	1	6	To meet RR. Trains.	2 PM
Kingston.....	Portsmouth.....	John Watt.....	2	6	Mon. Wed. and Fri.	8 AM
Kenyon.....	Lochiel.....	Donald Cattenach.....	3	3	Mon. Wed. and Fri.	2 PM
Kemptville.....	Merrickville.....	Stephen Mirrick.....	17	6	To meet RR. Trains.	
Kingston.....	Cape Vincent.....	G. W. Creighton & Co.....	11	1	Daily.	9 AM
L'Original.....	Plantagenet.....	Peter O'Brien.....	18	3	In 2 hours, when call ed upon.	
Lancaster.....	Railway Station.....	Donald Ross.....	1 1/2	12	to carry Brit. Mails.	
Murvale.....	Wilton.....	Hiram Lewis.....	5	1	Tuesdays and Satur's	7 AM
Moulinette.....	Railway Station.....	Mrs. Tait.....	1/2	12	Tuesdays and Satur's	Noon
Morrisburg.....	Railway Station.....	Wm. Van Allen.....	1	12	To meet Trains twice per diem.	
Matilda.....	Railway Station.....	Geo. Brouse.....	1/2	12	Semi-Daily.	Vary.
Maitland.....	Railway Station.....	Daniel Dunham.....	1/2	12	Saturdays.	11 AM
Maitland.....	Brockville.....	Jane Gillespie.....	5	6	Saturdays.	Noon
North Port.....	Picton.....	Isaac Demille.....	13	3	To meet RR. Trains.	Vary.
North Douro.....	Peterboro'.....	R. W. Shaw.....	10	2	Saturdays.	Noon
Napanee.....	Selby.....	Wm. Baker.....	4	2	To meet RR. Trains.	Vary.
Prescott.....	Railway Station.....	John S. Gilman.....	1	12	To meet RR. Trains.	
Pakenham.....	Ottawa City.....	Wm. McAdam.....	36	6	Daily.	5 AM
Picton.....	Green Point.....	Josiah Blanchard.....	10	1	Daily.	7 AM
					Friday.	10 AM
					Friday.	1 PM

DIVISION, during the year ending 31st March, 1856.—(Continued.)

ARRIVAL.		Mode of Transportation.	Stipulated Price to be paid.	Commencement of Contract.	Termination of Contract.
Days	Hours.				
Monday and Friday.	5 PM		£ s. d.		
Monday and Friday.	Noon.	Horseback and Cutter....	29 0 0	1st Oct., 1855..	Four years.
		Horseback and Cutter....	15 0 0	1st Nov., 1855..	Undefined.
		Horseback and Cutter....	15 0 0	1st Nov., 1855..	Undefined.
Wednesday.....	3 PM	Horseback and Cutter....	18 0 0	1st July, 1855..	Undefined.
Wednesday.....	Noon.	Horseback and Cutter....	16 0 0	1st July, 1855..	Undefined.
Tuesday and Satur..	4 PM	Horseback and Cutter....	3s. per trip.	May, 1855.....	Summer Season.
Tuesday and Satur..	1 PM	Horseback and Cutter....	37 10 0	21st Jan., 1856.	Undefined.
Daily.....	8 AM	Waggon and Sleigh.....	8s. per trip.	1st Nov., 1855.	Undefined.
Daily.....	8 PM	Horseback and Cutter....	39 0 0	1st Nov., 1855.	Undefined.
Saturday.....	1.30 PM	Horseback and Cutter....	45 0 0	1st Oct., 1855..	1st July, 1856.
Saturday.....	11.30 AM	Horseback and Cutter....	19 10 0	1st Nov., 1855.	Undefined.
Tues. Thur. and Sat.	11 AM	Horseback and Cutter....	28 0 0	14th Nov., 1855	June, 1857.
Tues. Thur. and Sat.	3 PM	Horseback and Cutter....	19 10 0	24th Dec., 1855.	Undefined.
Mon. Wed. and Fri.	4 PM	Horseback and Cutter....	13 0 0	1st June, 1855.	1st June, 1856.
Mon. Wed. and Fri.	10 AM	Horseback and Cutter....	12 0 0	23d Oct., 1855.	Undefined.
Daily.....		Horseback and Cutter....	60 0 0	1st July, 1855..	Four Years.
Daily.....	Vary.	Stage.....	40 0 0	Winter Season,	1855-56.
Tuesday and Satur..	3 PM	Horseback and Cutter....	50 0 0	1st Sept., 1855.	Four Years.
Tuesday and Satur..	10 AM	Horseback and Cutter....	58 0 0	1st Nov., 1855..	Undefined.
Semi-Daily.....	Vary.	Horseback and Cutter....	6 10 0	12th May, 1855.	Undefined.
Saturday.....	1 PM	Horseback and Cutter....	10 10 0	1st Nov., 1855..	Undefined.
Saturday.....	Noon.	Horseback and Cutter....	25 0 0	1st Nov., 1855..	Undefined.
	Vary.	Horseback and Cutter....	22 10 0	1st Nov., 1855..	Undefined.
		Horseback and Cutter....	15 0 0	21st Jan., 1856.	Undefined.
Daily.....	4 PM	Horseback and Cutter....	15s. per week.	9th May, 1855.	16th June, 1856.
Daily.....	8 AM	Horseback and Cutter....	35 0 0	1st April, 1855.	Four Years.
Tues. Thur. and Sat.	4 PM	Horseback and Cutter....	26 0 0	1st Feb., 1856.	1st May, 1857.
Tues. Thur. and Sat.	4 PM	Horseback and Cutter....	0 10 0	13th June, 1855	When necessary.
Tues. Thur. and Sat.	11 AM	Horseback and Cutter....	87 10 0	24th Dec., 1855.	Undefined.
Wednesday and Sat.	11 AM	Horseback and Cutter....	300 0 0	1st May, 1855..	Four Years.
Wednesday and Sat.	11 AM	Horseback and Cutter....	10 0 0	1st April, 1855.	Four Years.
Wednesday and Sat.	5 PM	Horseback and Cutter....			
Wednesday and Sat.	Noon.	Horseback and Cutter....			
Tuesday and Satur..	1 PM	Horseback and Cutter....			
Tuesday and Satur..	1 PM	Horseback and Cutter....			
Daily.....	3 PM	Wagon and Sleigh.....			
Daily.....	1 PM	Stage.....			
Friday.....	3 PM	Horseback and Cutter....			
Friday.....	Noon.	Horseback and Cutter....			

REPORT No. 5.—REPORT of all New Contracts entered into in the

ROUTE.		Name of Contractor.	Distance.	Times per Week.	DEPARTURE.	
From.	To.				Days.	Hours.
Rosetta	Lanark	Robert Stead	16	2	Tuesday and Sat.	6 A M
Southmarch	March	Wm. Bouchier	7	3	Tues., Thurs. and Sat.	8 A M
Stittsville	Curp	John Graham	8	3	Tues., Thurs. and Sat.	10 A M
Stoco	Tweed	P. Huffman	5	2	Monday and Friday	6 A M
Vankleekhill	Riceville	R. L. Downing	18	1	Tues., Thurs. and Sat.	1 P M
West Huntley	Ramsay	P. Kennedy	10	2	Monday and Friday	2 P M
West Winchester	Heek's Corner	James Hughes	17	2	Monday and Friday	3.30 P M
					Wednesday	Noon
					Thursday	8 A M
					Tuesday and Sat.	9 A M
					Tuesday and Sat.	Noon
					Tuesday and Friday	8 A M
					Tuesday and Friday	1 P M

MONTREAL

Abercorn	Richford, V.	G. K. Powers	3	3	Mon., Wed. and Fri.	Noon.
Batiscan	St. Narcisse	P. Lacourcier	9	2	Mon., Wed. and Fri.	3 P M
Boscobel	Roxton Falls	Wm. Hackwell	8	1	Tuesday and Friday	10 A M
Bytown	Montreal	Messrs. Jones & Robertson	120	6	Tuesday and Friday	1 P M
Carillon	Lachute	Joseph Green	10	6	Friday	7 A M
Carillon	Ottawa City	Kirby & Pattee	79	6	Daily	2 P M
Chambly	St. Hiluire	Edward Macé	12	6	Daily	5 A M
Clarenceville	Pike River	Samuel Parker	11	6	Daily	7 P M
Coaticook	Stanstead	T. McGovern	19	6	Daily	4 A M
Coteau Landing P. O.	Railroad Station	A. H. McFutire	2	12	Daily	10 A M
Coteau Landing	St. Zotique	James Birmingham	27	3	Daily	9.30 P M
Dudswell	Weedon	S. Fontaine	14	2	Daily	7 P M
Dunany	Lachute	S. Smith	8	1	Daily	4 A M
Georgeville	Stanstead	L. Bigelow	15	3	Daily	8 A M
Glenloyd	Inverness	Antoine Vallée	5	3	Daily	5 P M
Iron Hill	Sweetsburg	Wm. Moffatt	8	1	Daily	10 A M
Lacadie	St. Jacques le Mineur	J. O. Poirier	7	3	Daily	2 P M
Lachine, P. O.	Railroad Station	M. Murphy	1	12	Daily	9.30 P M
L'Assomption	St. Julienne	S. J. Guyon dit Le	23	3	Daily	9 A M
Longueuil	St. Ours	Hilari Gerard	33	3	Daily	9 A M

KINGSTON DIVISION, during the year ended 31st March, 1856.—(Continued.)

ARRIVAL.		Mode of Transportation.	Stipulated price to be paid.	Commencement of Contract.	Termination of Contract.
Days.	Hours.				
Tuesday & Saturday	3 P M	Horseback and Outter	£ 24 0 0	1st April, 1855	Four years.
Tuesday & Saturday	9.30 A M	Do do	20 0 0	1st July, do	Do
Tues., Thurs. & Sat.	11.30 A M	Do do	36 0 0	1st May, do	Do
Tues., Thurs. & Sat.	9.30 A M	Do do	10 0 0	1st April, do	Do
Tues., Thurs. & Sat.	3 P M	Do do	15 10 0	1st Jan., 1856	Do
Tues., Thurs. & Sat.	6 A M	Do do	20 0 0	1st April, 1855	Do
Monday and Friday	5 P M	Do do	38 0 0	1st April, do	Do
Monday and Friday	3 P M	Do do			
Monday and Friday	3 P M	Do do			
Thursday	Noon.	Do do			
Wednesday	4 P M	Do do			
Tuesday & Saturday	2 P M	Do do			
Tuesday & Saturday	11 A M	Do do			
Tuesday & Friday	4 P M	Do do			
Tuesday & Friday	11 A M	Do do			

DIVISION.

				£ s. d.		
Mon., Wed. and Fri.	5 P M	One horse vehicle	10 0 0	1st Febr., 1856	1st Febr., 1860.	
Mon., Wed. and Fri.	2 P M	Do do	13 0 0	1st Jan., do	1st Jan., do	
Tuesday and Friday	3 P M	Do do	2s. 6d. per trip	1st Aug., 1855	1st Aug., 1859.	
Tuesday and Friday	Noon.	Do do	£800	During season of navigation of '55		
Friday	8 P M	Steamboat	49 0 0	1st July, 1855	1st July, 1859.	
Friday	Noon.	Do do	267 10 0	Close till opening of navigation.		
Daily	9 P M	Do do	87 10 0	1st Octbr., 1855	1st Octbr., 1859.	
Daily	7 P M	Do do	62 5 0	1st August, do	1st August, do	
Daily	7 P M	Do do	86 0 0	1st Sept., do	1st Sept., do	
Daily	11.30 A M	Passenger Stage	3s. 2d. per day	19th Nov., do	19th Nov., do	
Daily	2.30 P M	Do do	1s. 3d. do	19th Nov., do	19th Nov., do	
Daily	7 P M	Do do	23 0 0	1st Sept., do	1st Sept., do	
Daily	Noon.	Do do	7 16 0	1st April, do	1st April, do	
Daily	2.30 P M	Do do	8s. per dbl. tr.	1st July, do	1st July, do	
Daily	3 A M	Do do	20 0 0	1st October, do	1st Oct., do	
Tues., Thur., and Sat	9.30 A M	Do do	4 10 0	1st June, do	1st June, do	
Tues., Thur., and Sat	7 P M	Do do	14 0 0	1st June, do	1st June, do	
Mon., Wed., and Fri	6 P M	Do do	3 15s. per mth	19th Nov., do	19th Nov., do	
Mon., Wed., and Fri	9 P M	Do do	49 15 0	1st April, do	1st April, do	
Mon., Wed., and Fri	8 P M	Do do	149 0 0	1st Jan., 1856	1st Jan., 1860.	
Mon., Wed., and Fri	1 P M	Do do				
Mon., Wed., and Fri	3 P M	Do do				

REPORT No. 5.—REPORT of all New Contracts entered into in the

ROUTE.		Name of Contractor.	Distance.	Times per week.	DEPARTURE.	
From	To				Days.	Hours.
Longueuil	St. Lambert	John Morris	2	Once	To convey Quebec portion of a fortnight en route to New York	
Longueuil, P. O.	Railroad Station	P. Archaubeault	12	Twice	a day to exchange bags and from Montreal	
Magog	Newport	Capt. G. Fogg	78	6	Daily	3 P.M.
Montreal	Quebec	Mnt. & Qbc. S'boat Co.	180	8	Daily	7 A.M.
Montreal	Brockville	G. Trunk Railroad	125	6	Daily	7 P.M.
Montreal	Pointe St. Charles	Jos. C. Chase	1 1/2	12	Daily	5 P.M.
Montreal	Lachine R.R. Depôt	Jos. C. Chase	3	12	Twice a day in connection with Mail trains	Vary.
Ottawa City	Wakefield	Wm. Patterson	22	3	Tues. Thur. and Sat.	7 A.M.
Papineauville	St. André Avelin	M. Gibeau	9	2	Mon. Wed. and Fri.	Noon.
Parker's Landing	Ste. Angélique	J. B. N. Papineau	3	6	Tuesday and Sat.	8.30 P.M.
Pointe Claire, P. O.	Railroad Station	P. Valois	1	12	Tuesday and Sat.	4 P.M.
Phillipsburg	Frelighsburg	R. W. Morgan	12	2	Daily	5 P.M.
Stanstead	Waterville	T. McGovern	22	6	Daily	7 A.M.
Ste. Anne, B. de l'Isle	Railroad Station	J. Tremblay	1/2	12	Twice a day in connection with Mail trains	Noon.
Ste. Anne des Plaines	St. Lin	F. Renaud	10	3	Tues., Thur. and Sat.	6 P.M.
St. Andrews	St. Hermas	T. Marsel	8	2	Tues. Thur. and Sat.	2 P.M.
Ste. Sophie	Somerset	H. P. Hebert	9 1/2	1	Tuesday and Friday	1 P.M.
Stanford	Three Rivers	P. Richard	39	3	Tuesday and Friday	8.30 A.M.
Waterloo	South Potton	W. Newton	45	3	Saturday	Noon.
					Saturday	3 P.M.
					Daily	4 P.M.
					Daily	2 P.M.

W. H. GRIFFIN,
Secretary.

MONTREAL DIVISION, for the year ended 31st March, 1856.—(Concluded.)

ARRIVAL.		Mode of Transportation.	Stipulated price to be paid.	Commencement of Contract.	Intended duration of Contract.
Days.	Hours.				
English Mail to St. Lambert.		Two Horse Vehicle	£ s. d. Per trip. 0 10 0	2nd July, 1855	10th Decr, 1855
York with Mail Clerk to		On Foot	Per trip. 0 5 0	17th March, 1856	17th March, 1860
Daily	Noon.	Steamboat	Per day. 0 10 0	1st July, 1855	1st July, 1859
Daily	8 P.M.	Do			Season of navigation.
Daily	7 A.M.	Railroad.			
Daily	6 A.M.	One Horse Waggon	Per day. 0 7 6	19th Nov., 1855	19th Nov., 1859
Daily	Vary.	Do do	Per day. 0 1 10 1/2	Do do	Do do
Mon., Wed. and Fri.	5 P.M.	Two Horse Vehicle	85 0 0	1st Octr., do	1st Octr., do
Tues., Thur. and Sat.	Noon.	One Horse Vehicle	Per trip. 0 4 0	1st June, do	1st June, do
Tuesday & Saturday	6 P.M.	On Foot and in Canoe	Per day. 0 0 10	Do do	Do do
Tuesday & Saturday	6.30 P.M.	One Horse Vehicle	Per trip. 0 0 10 1/2	19th Nov., do	19th Nov., do
Daily	8.30 A.M.	Do do	26 0 0	12th March, 1856	12th March, 1860
Daily	6.30 P.M.	Two Horse Vehicle	74 10 0	1st Septr., 1855	1st Sept., 1859
Tuesday & Saturday	2 P.M.	On Foot	Per day. 0 1 8	19th Nov., do	19th Nov., do
Tuesday & Saturday	10 A.M.	One Horse Vehicle	15 0 0	1st June, do	1st June, do
Daily	4 P.M.	Do do	Per double tr. 0 8 9	Do do	Do do
Daily	9 A.M.	Do do	Per trip 0 4 6	1st May, do	1st May, do
Tuesday and Friday	10.30 A.M.	Two Horse Vehicle	Per trip 0 10 0	2nd Jan., 1856	11th April, 1856
Tuesday and Friday	3 P.M.				
Saturday	4 P.M.				
Saturday	1 P.M.				
Daily	11 P.M.				
Daily	9 A.M.				
			125 0 0		

ROBERT SPENCE,
Postmaster General.

REPORT No. 6.

REPORT OF ALLOWANCES made to Mail Contractors in Canada beyond the sum originally stipulated in their respective Contracts, during the year ended 31st March, 1856, with the reasons for the same, and of all orders made by the Department, whereby additional expense is or will be incurred, beyond the original contract price, on any Land or Water Route, specifying in such case the route to which the order relates, the name of the Contractor, the original Service provided by the Contract, the original price, the date of the order for additional service required, and the additional allowance therefor.

ROUTES.		Name of Contractor.	Original service provided by Contract.	Original price.	Additional service required.	Additional allowance therefor per annum.	Date of commencement of Additional Service and Allowance.
From.	To.						
LONDON DIVISION.							
Burford	Paris	George Waters.	Conveyance of mails six times per week.	£ 65 0 0	Additional travel of one mile to distributing Post Office at Paris Station.	5 8 4	1st January, 1856.
Canboro'	Ontario	E. Bannister.	Weekly service via Fulton and Caistorville.	37 10 0	For two miles additional travel to serve new P. O. opened at Warner.	4 3 4	1st June, 1854.
Canboro'	Ontario	E. Bannister.	Weekly service via Fulton, Caistorville and Warner.	41 13 4	For two miles additional travel to serve Ontario P. O., on removal of that office to the Railway Station.	4 3 4	1st September, 1855.
Cleveland	Port Stanley	R. Barrow	Semi-weekly service between the two ports only.	62 10 0	Additional travel each trip to include Port Burwell.	25 0 0	Season 1855.
Clinton	Orehill	James Lee	One trip weekly.	30 0 0	Additional travel by extension of route to new Post Office opened at Bandon day.	10 0 0	1st May, 1855.
Chatham	R. R. Station	T. M. Taylor	Two trips per-day	80 0 0	Two additional trips per week.	80 0 0	1st January, 1856.
Goderich	Kincardine	M. Campbell	Semi-weekly service	94 0 0	One additional trip per week.	46 0 0	1st April, 1855.

Cat.	Paris	R. Kirkpatrick	To leave Paris twice per day.	150 0 0	Service altered, to start from distributing P. O. at Paris Station, 5 a.m. and proceed through.	75 0 0	1st January, 1856.
Hartford	Waterford	J. Burke	Semi-weekly service.	18 0 0	Additional trip per week.	9 0 0	1st May, 1855.

TORONTO DIVISION.

Collingwood	Owen Sound	J. May	Conveyance of mails three times per week.	249 0 0	Conveying mails 6 times per week during sleigh season	45 0 0	1st January, 1856.
Holland Land'g Station	J. Duston		Conveyance of mails twelve times per week.	12 10 0	Conveying mails 24 times per week.	6 0 0	1st June, 1855.
Lifford	Lindsay	J. Robinson	Conveyance of mails by direct road.	20 0 0	Conveying mails via Leckard.	10 0 0	1st March, 1856.
Mariposa	Oshawa	W. Thomas	Conveyance of mails three times per week.	79 0 0	Conveying mails 6 times per week.	79 0 0	1st August, 1855.
Owen Sound	Saugeen	J. Angus	Conveyance of mails three times per week.	120 0 0	Conveying mails 6 times per week during sleigh season	25 0 0	1st January, 1856.
Zimmerman	Wellington Sqre Station	J. Currie	Conveyance of mails six times per week.	50 0 0	Detention at station for down train.	12 10 0	1st March, 1856.

KINGSTON DIVISION.

Camden	Tanworth	N. Baker	Two trips—eighteen miles.	30 0 0	One additional trip pr week.	15 0 0	1st October, 1855.
Eganville	Douglas	Jno. Armstrong	Two trips—ten miles	18 0 0	One additional trip pr week.	10 0 0	14th November, 1855.
Kenyon	Lochiel	D. Cattanach	Two trips—three miles	9 0 0	One additional trip pr week.	3 0 0	23rd October, 1855.
Napanee	Selby	C. Donovan	One trip—four miles	4 15 0	One additional trip pr week.	4 15 0	1st July, 1855.
Vankleekhill	Rigaud	D. Flynn	Three trips—eighteen miles	45 0 0	Three additional trips per week during summer season	20 0 0	May, 1855.

MONTREAL DIVISION.

Laprairie	St. Philippe and St. Constant	Chas. Leroy	Conveyance of mails twice per week.	30 0 0	Third mail per week	15 0 0	1st June, 1855.
Sherbrooke	Dudswell	Wm. Lothrop	Conveyance of mails once per week.	25 0 0	Additional trip per week	25 0 0	1st September, 1855.
St. Hyacinthe	Yamaska	Joseph Hebert	Conveyance of mails twice per week.	47 0 0	Third mail per week, including ferries.	40 0 0	4th April, 1855.
St. Isidore	St. Remi	T. Desmarais	Conveyance of mails once per week.	6 5 0	Second mail per week	6 5 0	1st March, 1856.

W. H. GRIFFIN,
Secretary.

ROBERT SPENCE,
Postmaster General.

REPORT No. 6.—A.

REPORT of curtailment of expenses in existing Contracts effected by the Post Office Department, for the year ended 31st March, 1856, specifying in each case the Route to which the curtailment relates, the name of the Contractor, the original service provided by the Contract, the original price, the reason for the curtailment, the amount of reduction in price, and the date from which the curtailment took effect.

ROUTE.		Name of Contractor.	Original service provided by Contract.	Original price.	Reason for Curtailment.	Deduction made in allowance per annum.	Date of commencement of reduction.
From	To						
Brighton	Peterboro	W. H. Sandford.	Brighton and Peterboro	£ s. d. 190 0 0	Not required to run beyond Otonabee, 10 miles less distance. Mail carried between Otonabee and Peterboro by Railway	£ s. d. 20 0 0	1st April, 1855.
Haysville	Paris	Geo. Macartney.	Daily Mail between the two places, via Canning, Richmond, Drumbo, Washington, Plattsville and Chesterfield.	217 15 0	Reduced travel of one mile per trip, by removal of forwarding duty, from Post Office in the village of Paris to a distributing Post Office at the Paris Railway Station.	8 7 6 12 10 0	1st January, 1856
Galt	Paris	R. Kirkpatrick	Daily Mail between the two places, via Ayr.	225 0 0	Ditto	Ditto	Ditto

ROBERT SPENCE,
Postmaster General.

W. H. GRIFFIN,
Secretary.

REPORT No. 7.

REPORT of all Fines imposed, and deductions from the pay of Contractors for Failures to deliver the Mail, or for any other cause, shewing the names of the Contractors, the nature of the offence, the Route on which it occurred, the amount of Fine, the time when it was imposed, and whether the Fine has been remitted, and for what reason, during the year ended 31st March, 1856.

Route.		Name of Contractor.	Nature of offence.	Date of Fine.	Amount.	Whether remitted and for what cause.	
From	To						
Otterville	Simcoe	Geo. Babcock	LONDON DIVISION. Omitting service altogether one day. Not taking Mails to Railway Station in time for the night Mail Trains ..	12th April, 1855	£ 2 10 0	Not remitted.	
St. Catharines	Railroad Station	Geo. Forbes		26th April, 1855	2 10 0	do	
London	Port Sarnia	W. Kiely	Dropping Bag of Newspapers on the road and proceeding without it.....	26th May, 1855	2 10 0	do	
Brantford	Paris	Geo. Babcock	Dropping Mail Bag on the road—found the following morning.....	18th June, 1855	2 10 0	do	
Otterville	Simcoe	Do	Irregularity in service.....	18th June, 1855	2 10 0	Remitted, explanatory reasons given by contractor.	
Amherstburg	Rondeau	H. Nelson	Allowing the Mail to get wet.....	27th July, 1855	2 10 0	Remitted in consequence of improved attention and care to the service.	
St. Catharines	Railroad Station	Geo. Forbes	ot taking Mail to Station in time for night Mail Trains.....	6th September, 1855	5 0 0	Not remitted.	
North Pelham	Port Robinson	N. C. Holcomb	Omitting to convey the Mail, alleging state of weather as an excuse.....	14th January, 1856.	1 5 0	do	
Do	Do	Do	Do	18th January, 1856.	1 5 0		
Do	Do	Do	Do	1st February, 1856	1 5 0		
Galt	Goderich	F. Lowell	TORONTO DIVISION. Delays and irregularities.....	30th June, 1855	2 7 6	Not remitted.	
Do	Do	Do		Do	31st December, 1855	5 0 0	do
Collingwood	Owen Sound	J. May		Do	31st December, 1855	5 0 0	do

REPORT No. 7.—(Concluded)
 Report of all Fines imposed, and deductions from the pay of Contractors for Failures, &c.

Route.		Name of Contractor.	Nature of offence.	Date of Fine.	Amount.	Whether remitted and for what cause.
From	To					
Ottawa	Perth	Ed. Dowdall	KINGSTON DIVISION. Late at Franktown on several occasions	— November, 1855. 27th December, do.	£ s. d. 2 10 0 5 0 0	Not remitted. Do.
Kingston	Montreal	Greenwood & Kent				
Do	Cobourg	George Mink				
Do	Do	Do				
Do	Do	Do				
Caughnawaga	Beauharnois	R. & A. Charles	MONTREAL DIVISION. Delays and irregularities in delivering Mails at Beauharnois	18th do do 7th do do 31st do do	2 10 0 2 10 0 2 10 0	Do. Do. Do.

W. H. GRIFFIN,
 Secretary.

ROBERT SPENCE,
 Postmaster General.

REPORT No. 8.

LIST of Post Offices which have been established in Canada, during the year ended 31st March, 1856.

Name of Post Office.	Township or Seigniori.	Electoral County or Division.	Name of Postmaster.	Date of going into operation.
Alfred.....	Alfred.....	Prescott.....	John Hill.....	June 1, 1855.
Arthabaska Station.	Arthabaska.....	Arthabaska.....	G. V. de Boucherville	May 1, 1855.
Avonbank.....	Downie.....	Perth.....	James Muir.....	January 1, 1856.
Ballycroy.....	Adjala.....	Simcoe, S. R.....	Peter Small.....	January 1, 1856.
Bandon.....	Hullett.....	Huron.....	John Warwick.....	May 1, 1855.
Bearbrook.....	Cumberland.....	Russell.....	John Walsh.....	July 1, 1855.
Belfast.....	Ashfield.....	Huron.....	Wm. McDonagh.....	April 1, 1855.
Bell Ewart.....	Innisfil.....	Simcoe, S. R.....	Edward Drake.....	October 1, 1855.
Bermliller.....	Colborne.....	Huron.....	H. Robertson.....	August 1, 1855.
Bodmin.....	Morris.....	Huron.....	William Harris.....	July 1, 1855.
Boscobel.....	Ely.....	Shefford.....	William Hackwell.	August 1, 1855.
Brewster's Mills (Re-opened)	Pittsburg.....	Frontenac.....	Philip Clogg.....	October 1, 1855.
Brock's Creek.....	Aldboro'.....	Elgin, W. R.....	D. McKillop.....	May 1, 1855.
Brompton Falls.....	Brompton.....	Richmond.....	James Dean.....	December 1, 1855.
Burn-brae.....	Seymour.....	N'umberland, E. R.	Alex. McDonald.....	April 1, 1855.
Bute.....	Somerset.....	Megantic.....	James McKinnon.	May 1, 1855.
Caintown.....	Yonge.....	Leeds, S. R.....	Myles Young.....	October 1, 1855.
Cathcart.....	Burford.....	Brant.....	Isaac S. Lawrence.	January 1, 1856.
Cedar Grove.....	Markham.....	York, E. R.....	Samuel Harrington.	Sept'ber 1, 1855.
Clifford.....	Minto.....	Wellington, N. R.	W. Brown.....	February 1, 1856.
Conry.....	Downie.....	Perth.....	William Conry.....	January 1, 1856.
Dorchester Station.	Dorchester.....	Middlesex, E. R.	L. M. Crosby.....	Nov'ber 1, 1856.
Dougherty.....	N. Easthope.....	Perth.....	James Dougherty.	June 1, 1855.
Dunagy.....	Weymouth.....	Argenteuil.....	Samuel Smith.....	April 1, 1855.
Dunblane.....	Saugeen.....	Bruce.....	W. Wallace.....	February 1, 1856.
Dunkeld.....	Brant.....	Bruce.....	Hugh Bell.....	February 1, 1856.
Eglington.....	York.....	York, W. R.....	Joseph Hargrave.	February 1, 1856.
Exeter.....	Stephen.....	Huron.....	John McDonald.....	July 1, 1855.
Glenloyd.....	Liverness.....	Megantic.....	James Sturgeon.....	October 1, 1855.
Glenlyon.....	Carrick.....	Bruce.....	J. Shannon.....	February 1, 1856.
Goble's Corners.....	Blenheim.....	Oxford, N. R.....	W. L. Goble.....	July 1, 1856.
Harrietsville.....	Dorchester.....	Middlesex, E. R.	John McMillan.....	January 1, 1856.
Harriston.....	Minto.....	Wellington, N. R.	J. Harrison.....	Feb'y 1, 1856.
Harwood (Re-op.).....	Hamilton.....	N'umber'nd, W. R.	J. Barber.....	October 1, 1855.
Headville.....	Grantham.....	Drummond.....	Henry Menut.....	February 1, 1856.
Hopeville (now called Canton)	Hope.....	Durham, E. R.....	Wm. Carr.....	February 1, 1856.
Iron Hill.....	Brome.....	Brome.....	Isaac Cutting.....	June 1, 1855.
Isle aux Grues.....	Isle aux Grues.	L'Islet.....	C. Lachance dit Jolicœur	May 1, 1855.
Jarratt's Corners.	Oro.....	Simcoe, N. R.....	Charles Jarratt.....	October 1, 1855.
Johnson.....	Sydenham.....	Grey.....	P. M. Johnstone.....	April 1, 1855.
Keenansville.....	Adjala.....	Simcoe, S. R.....	W. D. Kelly.....	July 1, 1855.
Kilsyth.....	Derby.....	Grey.....	Alex. Fleming.....	March 1, 1856.
Kinburn.....	Fitzroy.....	Carleton.....	James Mills.....	Dec'ber 1, 1855.
Kippen.....	Hay.....	Huron.....	Robert Annan.....	Nov'ber 1, 1855.
Lafontaine.....	Tiny.....	Simcoe, N. R.....	Toussaint Moreau.	February 1, 1856.
Lakeside.....	East Nissouri.....	Oxford, N. R.....	H. McKenzie.....	February 1, 1856.
Largie.....	Dunwich.....	Elgin, W. R.....	Neil McEachran.....	April 1, 1855.
Lippincott.....	York.....	York, W. R.....	John Henderson.....	June 1, 1855.
Leskard.....	Clarke.....	Durham, W. R.....	John McNeil.....	March 1, 1856.
Little Britain.....	Mariposa.....	Victoria.....	Obadiah Rogers.....	June 1, 1855.
Macville.....	Albion.....	Peel.....	Robert H. Booth.....	June 1, 1855.
Malta.....	Bruce.....	Bruce.....	W. Chisholm.....	January 1, 1856.
Marbleton.....	Dundswell.....	Wolfe.....	B. Bishop.....	Sept'ber 1, 1855.
Method's Mills.....	St. Croix.....	Lotbinière.....	Henry Layfield.....	April 1, 1855.

LIST of Post Offices which have been established in Canada, &c.—(Continued.)

Name of Post Office.	Township or Seignioriy.	Electoral County or Division.	Name of Postmaster.	Date of going into operation.
Molesworth	Grey	Huron	John Mitchell	January 1, 1856.
Monte Bello	Petite Nation	Ottawa	Charles Major, Jr.	June 1, 1855.
Munsel	Wolford	Grenville	James Bryant	May 1, 1855.
Murvale	Portland	Frontenac	Michael Davy	May 1, 1855.
Normanby	Normanby	Grey	Thomas Caldwell	May 1, 1855.
North Douro	Douro	Peterboro'	Robert Casement	January 1, 1856.
Nottawasaga Station	Nottawasaga	Simcoe, N. R.	D. Baine	Sept'ber 1, 1855.
Oneida	Oneida	Haldimand	J. T. Mutchmore	May 1, 1855.
Paisley	Elderslie	Bruce	Thomas Orchard	February 1, 1856.
Pittsferry	Pittsburgh	Frontenac	Daniel Root	March 1, 1856.
Plattsville	Blenheim	Oxford, N. R.	Samuel Platt	July 1, 1855.
Pontiac Mills	Onslow	Pontiac	D. Raitray	April 1, 1855.
Port Bruce	Malahide	Elgin, E. R.	John A. Hogan	April 1, 1855.
Portsmouth	Kingston	Frontenac	George McLeod	June 1, 1855.
Ratho	Blanford	Oxford, N. R.	James Thomson	July 1, 1855.
St. Alexis	St. Sulpice	Montcalm	J. D. Racette	April 1, 1855.
St. André Avelin	Petite Nation	Ottawa	A. T. Gibeau	June 1, 1855.
St. Angélique	Petite Nation	Ottawa	J. B. N. Papineau	June 1, 1855.
St. Helens	Wawanosh	Huron	John Mackay	April 1, 1855.
St. Jean Chrysostôme	Lauzon	Levi	P. Giroux	April 1, 1855.
St. Lambert	Lauzon	Levi	M. Brochu	April 1, 1855.
St. Lazare	Bellechasse	Bellechasse	A. Bilodeau	January 1, 1856.
St. Marcel	Richelieu	G. Ovélette	January 1, 1856.
St. Narcisse	Champlain	Champlain	D. Hamelin	January 1, 1856.
St. Sauveur	Abercrombie	Terrebonne	Wm. H. Scott	April 1, 1855.
St. Sophie	Halifax	Megantic	Olivier Hebert	May 1, 1855.
Salford	Dereham	Oxford, S. R.	A. S. Harris	Nov'ber 1, 1855.
Teviotdale	Minto	Wellington, N. R.	Alexander Scott	February 1, 1856.
Trois Pistoles	Trois Pistoles	Temiscouata	T. P. Pelletier	April 1, 1855.
Valentyne	Brock	Ontario, N. R.	Henry Brethour	Nov'ber 1, 1855.
Walter's Falls	Holland	Grey	John Walter	April 1, 1855.
Weedon	Weedon	Wolfe	Simeon Fontaine	Sept'ber 1, 1855.
Westover	Beverly	Wentworth, N. R.	John Westover	August 1, 1855.
Willowdale	York	York, W. R.	Jacob Cumner	April 1, 1855.
Willocks	Verulam	Victoria	James Willocks	Nov'ber 1, 1855.
Williscroft	Elderslie	Bruce	G. Williscroft	March 1, 1856.
Zimmerman	Nelson	Halton	L. P. Culloden	June 1, 1855.

W. H. GRIFFIN,
Secretary.

ROBERT SPENCE,
Postmaster General.

REPORT No. 8.—(Continued.)

List of Post Offices closed within the year ended 31st. March, 1856, shewing in each case, the reason for the proceeding.

Name of Post Office.	Township or Seignior.	Electoral County or Division.	Name of Postmaster.	Reason for proceeding.
Adjala	Adjala	Simcoe, S. R.	P. D. Kelly.....	Closed on the opening of "Keenansville."
Arthabaska Stat.	Arthabaska.	Arthabaska.	G.V. de Boucherville	These Offices were held by Station-masters, and when they resigned no one else could be found to take charge.
Britannia Mills	Upton	Bagot.....	Thomas McCaw.	
Methot's Mills	St. Croix.....	Lotbinière.....	Henry Layfield..	
Clapham	Adolphustown.	Lenox	A. Chichester.	Post-master resigned, and no other person willing to take charge.
Kilworth	Delaware.....	Middlesex, W.R.	E. Youngusband	Post-master left the place, and no one found willing to take charge.
Le Foulon.....	Hawkesbury.	Prescott	A. McKinnon	Post-master resigned, and no one found willing to take charge of the Office.
North Huntley..	Huntley.....	Carleton	Jno. Moorhead..	Death of Post-master—Office removed to Kinburn.
St. George Beauce	St. George.....	Beauce	R. Oatey.....	Resignation, and no one found willing to take charge of the Office.

W. H. GRIFFIN,
Secretary.

ROBERT SPENCE,
Postmaster General.

REPORT No. 8.—Continued.

REPORT of new Post Routes established in Canada during the year ended
31st March, 1856.

ROUTES.		When established.	No. of Times per Week.	Distance in Miles.
From	To			
LONDON DIVISION.				
Avonbank.....	St. Mary's	1st January, 1856.	2	6
Beumiller.....	Goderich.....	1st Nov., 1855.....	3	7
Bayfield.....	Brucefield.....	7th January, 1856.	3	10
Burford.....	Catnicart.....	1st January, 1856.	2	6
Bodmin.....	Orchill.....	1st July, 1855.....	1	7
Buffalo.....	Port Stanley.....	Season of 1855.....	2	130
Dorchester Station.....	Railroad Station.....	1st Nov., 1855.....	12	1
Do.....	Harrietsville.....	1st January, 1856.	2	7
Goble's Corners.....	Princeton.....	1st Sept., 1855.....	2	24
Goderich.....	Windsor.....	Season of 1855.....	2	130
Innerkip.....	Ratho.....	1st July, 1855.....	3	5½
Komoka.....	Railroad Station.....	1st January, 1856.	6	1
Mount Brydges.....	Do.....	1st January, 1856.	6	6
Do.....	Strathroy.....	1st January, 1856.	6	21
Do.....	and Napier.....	1st January, 1856.	3	1
Ontario.....	Railroad Station.....	1st Sept., 1855.....	6	1
TORONTO DIVISION.				
Acton.....	Georgetown.....	1st August, 1855..	3	8
Beaverton.....	Wharf.....	20th August, 1855	6	1
Bell Ewart.....	Lefroy.....	10th Dec., 1855..	6	1½
Bowauville.....	Tyrono.....	1st October, 1855	3	7
Brant.....	Eloia.....	1st February, 1856	1	52
Do.....	Saugeen.....	1st February, 1856	1	32
Bronte.....	Station.....	3rd Dec., 1855...	12	1½
Cross Hill.....	Wellesley.....	1st Sept., 1855....	2	4
Dunblane.....	Willis-croft.....	17th March, 1856.	1	5
Elma.....	Mole-worth.....	1st January, 1856.	1	5
Flos.....	Jarratt's Corners.....	1st October, 1855.	2	11
Hamilton.....	Toronto Railroad.....	3rd Dec., 1855....	24	38
Lafontaine.....	Penetanguistene.....	1st February, 1856	1	9
Merton.....	Zimnennau.....	1st June, 1855....	3	4
New Dundee.....	Roseville.....	1st May, 1855.....	3	3
Oakville.....	Station.....	3rd Dec., 1855....	24	1
Merton.....	Palermo.....	3rd Dec., 1855....	3	2½
Griersonville.....	St. Vincent.....	1st April, 1855....	2	5
Toronto.....	Gt. W. R. R. Station.....	3rd Dec., 1855....	24	1½
Wellington Square.....	Station.....	3rd Dec., 1855....	24	1
Merton.....	W. Square Station.....	1st March, 1856..	6	6
Port Credit.....	Station.....	3rd Dec., 1855....	24	1
KINGSTON DIVISION.				
Bearbrook.....	Russell.....	1st July, 1855.....	1	10
Burnbrae.....	Seymour.....	1st April, 1855....	2	4
Caintown.....	Lyn.....	1st Nov., 1855....	1	7
Kingston.....	Portsmouth.....	18th June, 1855..	6	2
Murvale.....	Wilton.....	12th May, 1855....	1	5
North Douro.....	Peterboro.....	1st January, 1856.	2	10
Pittserry.....	Gananoque.....	1st April, 1855....	2	8

REPORT of new Post Routes, &c.—(Continued.)

ROUTES.		When established.	No. of Times per Week.	Distance in Miles.
From	To			
MONTREAL DIVISION.				
Abercorn	Richford	1st February, 1856	3	3
Batiscan	St. Narcisse.....	1st January, 1856.	2	9
Boscobel.....	Roxton Falls.....	1st August, 1855.	1	3
Coteau Landing.....	Railroad Station.....	19th Nov., 1855...	12	2
Dudswell	Weedon.....	1st Sept., 1855	2	14
Dunany	Lachute.....	1st April, 1855.....	1	8
Glenloyd	Inverness	1st October, 1855.	3	5
Iron Hill.....	Sweetsburg.....	1st June, 1855.....	1	0
Lacadie	St. Jacques le Mineur.....	1st June, 1855.....	3	7
Lachine P. O.	R. R. Station	19th Nov., 1855...	13	1
Longueuil	St. Lambert	2nd July, 1855.....	Once a fortnight.	2
Longueuil	R. R. Station	17th March, 1856.	12	$\frac{3}{4}$
Magog.....	Newport	1st July, 1855.....	6	78
Montreal	Point St. Charles.....	19th Nov., 1855...	12	11 $\frac{1}{2}$
Papineauville.....	St. André Avelin.....	1st June, 1855	2	9
Parker's Landing.....	St. Angelique.....	1st June, 1855.....	3	6
Pointe Claire.....	R. R. Station	19th Nov., 1855...	12	1
Philipsburg	Frelighsburg	12th March, 1856.	2	12
Stanstead.....	Waterville	1st Sept., 1855.....	6	21
St. Anne Bout de l'Isle.....	R. R. Station.....	19th Nov., 1855...	12	$\frac{1}{2}$
St. Sophie.....	Somerset.....	1st May, 1855.....	1	9 $\frac{1}{2}$

ROBERT SPENCE,

Postmaster General.

W. H. GRIFFIN,
Secretary.

REPORT No. 8.—(Concluded.)

Report of Post Routes discontinued or closed, within the year ended 31st March, 1856, shewing in the case of each Route discontinued the reason of the proceeding.

Route.		Distance in miles.	Times per Week.	DATE OF DISCONTINUANCE.	REASONS FOR DISCONTINUANCE.
From	To				
Cobden	Ross	13	3	31st March, 1856.....	Service rendered unnecessary by Cobden and Renfrew and Cobden and Pembroke Contracts.
Fort Erie	Paris	12	28th January, 1856....	E. B. and G. Railway discontinued.
Galt	Sheffield	6	6	31st December, 1855.	Superseded by weekly Mail between Hamilton and Toronto R.R., and by daily Mail between Sheffield and Dundas.
Hamilton	Toronto (Land)	45	6	2nd December, 1855...	Superseded by Hamilton and Toronto Railroad.
Do	Do (Water)	45	6	2nd December, 1855...	Do do
Waterloo	Stanstead	40	3	30th June, 1855.....	Service rendered unnecessary by operation of Grand Trunk Railroad, (St. Lawrence and Atlantic.)

W. H. GRIFFIN,
Secretary.

ROBERT SPENCE,
Postmaster General.

REPORT No. 9.

REPORT of all cases occurring within the year ended 31st March, 1856, of the abstraction or loss of Letters containing Money, sent through the Post Office in Canada,—shewing the particulars of each case, and stating the result of the proceedings instituted therein by the Department.

REPORT

REPORT of all cases occurring within the year ended 31st March, 1856, of the shewing the particulars of each case, and stating the result

No. 9.

abstraction or loss of Letters containing Money, sent through the Post in Canada, of the proceedings instituted therein by the Department.

Table with columns: No., By whom Mailed, Where Mailed, When Mailed, Contents, Address of Letters (Name, Place). Rows 1-60 detailing various mail cases.

Table with columns: Evidence of Loss or Abstraction, Whether Registered or not, Result of Proceedings instituted in each case by the Department. Rows 1-60 detailing the outcomes of the cases.

REPORT

A REPORT of all cases occurring within the year ended 31st March, 1856,

Particulars of each case.

No.	By whom Mailed.	Where Mailed.	When Mailed.	Contents.	Address of Letters.	
					Name.	Place.
61	Edward Glackmeyer...	Quebec.....	31st Decr. 1855.	£ s. d. 5 0 0	J. Schaberth & Co...	New York.....
62	Not stated	Maidstone	3rd Jan'y. 1856.	3 10 0	Thompson & Co.....	Toronto
63	R. Kennedy.....	Milton, C. W.	11th do do	2 0 0	W. P. Montgomery.	Cumminsville
64	James Payton.....	Montcaln, C. E.....	18th do do	25 0 0	W. Robinson	Nichol-Fergus
65	Mrs. Sellon	Sydney	1st Feby. do	2 0 0	H. E. Sellon.....	Toronto
66	Mr. Brett.....	Toronto.....	9th do do	25 0 0	C. Dorwin.....	Montreal
67	C. D. Shanley	Do	10th do do	1 12 6	R. Sharpley.....	Do
68	Postmaster Stanfold..	Stanfold	18th do do	2 8 3	A. Hamel	Pointe Platon
69	D. Matheson	Toronto.....	27th do do	11 5 0	Mrs. Parker.....	Quebec
70	J. Gill	Do	27th do do	18 15 0	G. N. Dumas	Montreal
71	M. Pouliot	Do	27th do do	6 10 0	A. Gagnon	St. Michel
72	J. M. Ferres	Do	27th do do	Prom. notes for £126 5 s & £127 18 0	H Ramsay	Montreal
73	J. P. Tisdale	Bowmanville	22nd March, do	7 10 0	David Tisdale.....	Toronto
74	Not stated	Do	22nd do do	Draft.	W. Barker	Runcorn, England.
75	Not stated	Do	22nd do do	do	M. Black	Cork, Ireland.....
76	Not stated	Woodbridge.....	do do	7 10 0	R. Forbes	Westfield
77	Not stated	Port Hope	do do	5 0 0	W. Armstrong.....	Do
78	Not stated	Esquesing	do do	2 10 0	R. Dent.....	Do

RECAPITU

Letters between Canada and places out of the Province, stated to have either not reached their destination or to have been embezzled, for which responsibility should be shared by this department.....	7
Letters between places in Canada, stated not to have been received at destination in the Mails by which they were or should have been sent.....	16
In Mails which failed altogether to reach their place of destination within the province were included registered letters to the number of	4
Cases of alleged abstraction of contents, or part of contents, of letters, without evidence to explain occurrence.....	6
Letters lost, misdelivered, or embezzled in Post offices, their contents being made good by Postmasters or other officers on whom responsibility appeared to rest.....	7

W. H. GRIFFIN,
Secretary.

No. 9.

of the abstraction or loss of Letters containing Money.—(Concluded.)

Evidence of Loss or Abstraction.	Whether registered or not.	Result of Proceedings instituted in each case by the Department.
Stated as not received at destination.	Not Registered ...	No evidence to shew how loss was occasioned, or to lead to supposition that it occurred in Canada.
Do	Do	No evidence to shew how loss occurred.
Do	Registered	Entered on Milton Letter Bill for Bronte, but no further trace discoverable after full enquiry.
Do	Do	Montreal Mail for Guelph containing letter failed to reach destination. Full investigation in the matter without success.
Do	Not Registered ...	No evidence to shew how loss occurred.
Do	Registered	Mail robbed <i>en route</i> , but no evidence yet obtained to shew by whom the crime was committed.
Do	Do	
Letter stated to have been received without contents.	Do	No evidence to explain abstraction.
Not received at destination		
Do	Registered	Bag in which these letters were contained, robbed near Newcastle. Party suspected committed to Trial.
Do		
Do	Registered	Mailed on Toronto Packet in which letters were enclosed is missing. No evidence obtained to shew how loss occurred.
Do		
£5 only received.....	Registered	No evidence to shew how or where these abstractions occurred.
£4 only received.....		
Letter received without contents ...		

LATION.

Letters stolen from Post office.....	26
Letters stolen from Mail bags whilst under conveyance.....	12
Total.....	78
Of the above letters there were Registered.....	35
Do. do. Unregistered	43
Total.....	78

ROBERT SPENCE,
Postmaster General.

REPORT No. 10 (Supplementary).—Copy from the Record of all offers made for carrying the Mail upon Contracts advertised for public competition, during the year ended 31st March, 1856.

Name of proposed Contract.	Conditions stipulated by Department in proposed Contract.	Date of advertisement for tenders.	Date of reception of tenders.	Name of person tendering.	Residence of person tendering.	Date of tender.	Date of receipt of tender by P. M. General.	No. of Tender.	Terms proposed in tender.	Proposed duration of Contract.	Amount per annum proposed in tender.	Observations.
Lachute to St. Andrews and Carleton, (17 miles.)	Service six times per week between Lachute and St. Andrews in winter and Lachute and Carleton in summer. In a vehicle drawn by one horse.	1855, April 1	1855, May 13	Joseph Green, James McCibbon, A. Ladouceur	Lachute Do Do	1855, May 9, " 11, " 13	1855, May 9, " 11, " 13	1 2 3	In accordance with stipulations proposed in advertisement.	Four years, with usual reservation in favor of Postmaster General.	\$ 500 00 520 00 520 00	Tender No. 1 accepted.
Port Hope and Peterborough, (29 miles.)	Service daily (Sundays excepted), from 1st June, 1855. By public stage.	April 3	June 1	Kendal Kennedy, J. & B. Bletcher, K. W. Shaw	Millbrook Port Hope	May 5, " 10, " 5	1855, May 5, " 10, " 5	1 2 3	Do	Do	\$ 275 00 300 00	Do less than lowest Tender. Two bids for acceptance. P. M. of Port Hope personally invited to invite tenders. See his letter enclosing tender from Henderson for £112 10 accepted by P. M. G.
Port Nelson and Burlington Canal, (24 miles.)	Service twice times per week from 1st May, 1855. On horseback or in a waggon.	April 19	April 28	James Cutler, Stephen Land, James Taylor, Nicholas Wheeler, Peter Long	Wellington Squ. Port Nelson, Wellington Squ. Port Nelson, Do.	April 24, " 25, " 23, " 23	1855, April 24, " 25, " 23, " 23	1 2 3 4 5	Do	Until the completion of the railway between Hamilton and Toronto.	0 6 00 0 7 00 0 7 00 0 7 00 0 10 00	per die. Tender No. 1 accepted. do do do do.
Brockville and Maitland, (5 miles.)	Service six times per week from 1st May, 1855. On horseback or in a carriage.	April 21	April 28	Jane Gillespie, Robert Hurry, Chas. Stephenson, David Kennedy, Anthony Newell	Maitland Brockville Do, Maitland Brockville	April 26, " 24, " 25, " 27, " 27	1855, April 26, " 24, " 25, " 27, " 27	1 2 3 4 5	Do	For four seasons.	0 8 00 0 18 00 0 2 00 0 5 00 0 5 00	per die. Tender No. 1 accepted. per week. do do do.
St. Lin and Ste. Anne des Plaines, (5 miles.)	Service three times per week from 1st June, 1855. On horseback or in a vehicle.	May	May	Francois Renaud, J. Lafour dit Du-faud, Thomas Campbell, P. Viau, F. P. Beauchamp	St. Lin Montreal Ste. Anne des Plaines, St. Lin, Do	May 22, " 28, " 23, " 22	1855, May 22, " 28, " 23, " 22	1 2 3 4 5	Do	Four years, with usual reservation in favor of P. M. Gen.	15 0 00 19 0 00	Tender No. 1 accepted.

Tenders received and opened by Post Office Inspector.

Name of proposed Contract.	Conditions stipulated by Department in proposed Contract.	Date of advertisement for tenders.	Date of reception of tenders.	Name of person tendering.	Residence of person tendering.	Date of tender.	Date of receipt of tender by P. M. General.	No. of Tender.	Terms proposed in tender.	Proposed duration of Contract.	Amount per annum proposed in tender.	Observations.
Paris and Hayesville, (26 miles.)	Service six times per week from 1st July, 1855. On horseback, waggon, or sleigh.	May 12	June 16	George McCartney, Fortius Cowls, George Waters, James O'Neil, S. Wilcox	Paris do do Drumbo	June 13, " 8, " 13, " 13	1855, June 13, " 8, " 13, " 13	1 2 3 4 5	Do	Do	217 15 00 220 0 00 225 0 00 320 0 00 350 0 00	Tender No. 1 accepted.
Paris and Galt, via Ayr, (16 miles.)	Service six times per week from 1st July, 1855. On horseback, waggon, or sleigh.	May 13	June 16	Robt. Kirkpatrick, Do, Robt. Kirkpatrick, James O'Neil, Do	Ayr Paris do Paris	June 12, " 8, " 8, " 12, " 13	1855, June 12, " 8, " 8, " 12, " 13	1 2 3 4 5 6	Do	Do	150 0 00 200 0 00 250 0 00 275 0 00 275 0 00 285 0 00	Tender No. 1 accepted. These tenders are for a daily mail and for a mail twice per day between Paris & Ayr.
Barford and Derbyham, (23 miles.)	Service six times per week from 1st July, 1855. In a buzey, waggon or sleigh.	May 12	June 16	George Waters, G. P. Fowler, W. K. Kerly, Paul Bedford	Paris Burford do Norwich	June 8, " 11, " 9	1855, June 8, " 11, " 9	1 2 3 4	In accordance with stipulations proposed in advertisement.	Do	275 0 00 350 0 00 380 0 00 400 0 00	Tender No. 1 accepted.
Pelham and Robinson.	Service three times per week from 1st July, 1855. On horseback, waggon or sleigh.	May 12	June 16	A. T. Holcomb, John M. McQueen, D. W. Horton, Richard Abbott, John McGlashan, Paul Horton	N. Pelham Gainsborough, do do Pelham N. Pelham	June 13, " 11, " 9, " 4	1855, June 13, " 11, " 9, " 4	1 2 3 4 5 6	Do	Do	56 5 00 68 0 00 68 10 00 74 0 00 75 0 00	Tender No. 1 accepted.
Kempville and Merrickville, (16 miles.)	Service six times per week from 1st Aug. 1855. In a passenger stage or otherwise.	May 12	June 23	S. Merrick, O. Read, R. Crozier, Do, Henry Hurd	Merrickville do do do Kempville	June 12, " 16, " 14, " 14, " 14	1855, June 12, " 16, " 14, " 14, " 14	1 2 3 4 5	Do	Do	60 0 00 75 0 00 74 17 00 91 15 00 88 0 00 100 0 00	In cov'd double stage. One-horse carriage. Do. carriage. Two-horse do. One-horse do. Two do do. Tender No. 1 accepted.
Clarenceville and Pike River, (11 miles.)	Service six times per week from 1st Aug. 1855. In a one-horse vehicle.	June 1	July 16	Samuel Parker, Daniel Colton, H. E. Clarke	Henryville do Clarenceville	July 13, " 13, " 14	1855, July 13, " 13, " 14	1 2 3	Do	Do	62 5 00 70 0 00 70 0 00	Tender No. 1 accepted.
Cayuga and Jarvis, (14 miles.)	Service twice per week from 1st Aug. 1855. Mode of conveyance optional with contractor.	June 16	July 21	G. W. Shannon, John Grant	Larvis do	July 17, " 11	1855, July 17, " 11	1 2	Do	Do	37 10 00 37 10 00	Parties called upon to tender a second time. Mr. Shannon reduced his by 5s. Mr. Grant did not reply. No. 1 accepted, at 437 5s.

Tenders received and opened by Post Office Inspector.

MAIL TENDER REGISTER.—(Continued.)

Name of proposed Contract.	Conditions stipulated by Department in proposed Contract.	Date of advertising for tenders.	Date for reception of tenders.	Name of person tendering.	Residence of person tendering.	Date of tender.	Date of receipt of tender by P. M. General.	No. of Tenders.	Terms proposed in tender.	Proposed duration of Contract.	Amount per annum proposed in tender.	Observations.
Newcastle and Orono, (5 miles.)	Service six times per week from 1st Aug., 1855. Mode of conveyance optional with contractor.	1855. June 22... July 21...	1855. July 21...	L. Smith Hodges Newcastle S. B. Allen Do John Tusk Orono.....	Newcastle Do Orono.....	1855. July 17... " 18... " 12...	1855.	1 2 3	In accordance with stipulations proposed in advertisement.	Four years, with usual reservation in favor of Postmaster General.	£ s. d. 50 0 0 59 0 0 100 0 0	Tender No. 1 accepted.
Elora and Creek Bank, (8 miles.)	Service twice per week from 1st Aug., 1855. Mode of conveyance optional with contractor.	July 12... July 12...	July 26... July 26...	Rowley Wood W. McK. Campbell	Elora Do	July 20... " 23...	Opened by Post Office Inspector.	1 2	Do Do	Do	40 0 0 49 0 0	Tender accepted for the whole route between Elora and Hollin.
Hollin and Creek Bank, (12 miles.)	Do	July 12... July 12...	July 26... July 26...	Lewis Adams	Drayton	July 20...		1	Do	Do	45 0 0	
Elora and Hollin, (20 miles.)	Do	July 12... July 12...	July 26... July 26...	Lewis Adams Edward Dales	Drayton Do	July 20... " 21...		1 2	Do Do	Do	75 0 0 100 0 0	
Compton and Hatley (6 miles.)	Service six times per week from 1st September, 1855. Mode of conveyance in vehicle drawn by two horses.	July 14... July 14...	August 15... August 15...	Warren Paige	Compton	August 13	Opened by P. O. Insp.	1	Do	Do	100 0 0	Route not considered necessary.
Skanstead, (14 miles)	Do	July 14... July 14...	August 15... August 15...	Terence Govern	Sherbrooke	" 14...	Do	1	Do	Do	74 0 0	Accepted.
Waterville and Hatley and Skanstead	Do	July 14... July 14...	August 15... August 15...	Do Warren Paige	Do Compton	" 14... " 13...	Do	1 2	Do Do	Do	86 0 0 150 0 0	Accepted.

Ottawa City and Wakefield (32 mis)	Service three times per week from 1st Oct., 1855. Mode of conveyance in a two horse vehicle.	July 14... August 14...	August 17... August 17...	Wm. Patterson Self Cates William Sullivan	Ottawa Wakefield St. Jean	August 7 " 10 " 30	Opened by Post Office Inspector.	1 2 3	Do Do Do	Do	85 0 0 100 0 0 224 0 0	Accepted.
Elma and Harpurhay (33 miles)	Service once or twice per week from 1st Oct., 1855. Mode of conveyance optional with Contractor.	July 21... August 21...	August 21... August 21...	William Fowler R. McMillan James Brydon Thomas Knox	Harpurhay McKillop Do Do	August 17 " 13 " 17 " 13	Do	1 2 3 4	Do Do Do Do	Do	100 0 0 137 10 0 74 19 4 149 0 0 87 0 0 150 0 0 95 0 0 160 0 0	Once per week. Twice per week (accepted). Once do Twice do Once do Twice do Once do Twice do
Goderich and Knardue (35 miles)	Service three times per week from 1st Oct., 1855. Mode of conveyance optional with Contractor.	July 23... August 8...	Sept. 8... Sept. 8...	George Hobson J. McLennan John Gillis	Goderich Ashfield Do	August 25 " 21	Do	1 2 3	Do Do Do	Do	120 0 0 138 0 0 139 19 0	Accepted.
St. Hilaire and Chamblay	Service to be made in one horse vehicle—six times per week from 1st October, 1855.	August 10... August 21...	Sept. 21... Sept. 21...	J. B. O. Jannetot Edouard Mercet Knut Collette Nicolas Dupras St. Hilaire St. Hilaire Oliver Besette M. McCune	St. Mathias St. Hilaire St. Mathias Chambly Do St. Hilaire Chambly	Sept. 15... not gated Sept. 11... " 15... " 10... " 21... " 20...	Do	1 2 3 4 5 6 7 8	Do Do Do Do Do Do Do Do	Do	57 0 0 87 10 0 94 0 0 95 0 0 58 10 0 100 0 0 100 0 0 112 10 0	Only for portion of route. Tender No. 2 accepted.
East Holland and Mono Mills (65 miles.)	Service once per week from 1st Oct., 1855. Mode of conveyance optional with Contractor.	August 16... Sept. 15...	Sept. 15... Sept. 15...	James Brown, Sr. William Strain John Allan John Laidlaw	Melancthon Artemesia Holland Mono	Sept. 8... " 8... " 11...	Do	1 2 3 4	Do Do Do Do	Do	110 0 0 150 0 0 160 0 0 185 0 0	Accepted.
Bowmanville and Tyrone (7 miles)	Service three times per week from 1st Oct., 1855. Mode of conveyance optional with Contractor.	Sept. 10... Sept. 26...	Sept. 26... Sept. 26...	James Mahappy Patrick Travers T. Williams James Kelly James McClure	Darlington Tyrone Darlington Do Tyrone	Sept. 26... " 26... " 24... " 24...	Do	1 2 3 4 5	Do Do Do Do Do	Do	91 0 0 22 15 0 24 5 0 39 0 0 43 0 0	Informal Tender No. 2 accepted.
Athol and Martin-town via Roxborough (19 miles)	Service twice per week from 1st October, 1855. On horseback in summer, cutter in winter.	Sept. 11... Sept. 22...	Sept. 22... Sept. 22...	John Campbell Do Geo. Macdonell	Twp. of Kenyon Do Athol	Sept. 20... " 19... " 18...	Do	1 2 3	Do Do Do	Do	39 0 0 24 0 0 36 0 0	Accepted.

MAIL TENDER REGISTER.—(Continued.)

Name of proposed Contract.	Conditions stipulated by Department in advertising proposed Contract.	Date of advertising tenders.	Date of reception of tenders.	Name of person tendering.	Residence of person tendering.	Date of tender.	Date of receipt of tender by P. M. General.	Terms proposed in tender.	Proposed duration of Contract.	Amount per annum proposed in tender.	Observations.
Castleford and Penkham (25 miles)	Service six times per week from 1st April, 1856. Mode of conveyance optional with Contractor.	1856. Jan. 12	1856. March 1	James Riddle. Cath. O'Neill R. J. McDonald John Elliott James McAdam	Hubbell's Falls. Castford Horton Hubbell's Falls. Fakenham Do	1856. Feb. 2 " 26 " 27 " 27	1856. March 2 " 2 " 2 " 3 " 5	1 In accordance (too late.) with stipulations in advertisement. 2 Do do do do advertisement. 3 Do do do do advertisement. 4 Do do do do advertisement. 5 Do do do do advertisement.	For four years, with usual reservation, in favor of P. M. General.	£ s. d. 175 0 0 Accepted. 180 0 0 225 0 0 293 15 0 400 0 0	
Lanark and McDonald's Corners (12 miles)	Service twice per week from 1st April, 1856. Mode of conveyance optional with Contractor during winter.	Jan. 12	March 1	William Purdon. Wm. Mckerrow Thomas Dunlop Hugh McLean Joseph Avery	Tp. of Dalhousie. Do Do Do Do	not dated. Feb. 19 " 18 " 13	Feb. 23 " 4 " 5 " 5 (informal.)	1 Do 2 Do 3 Do 4 Do 5 (informal.)	Do	19 15 0 Accepted. 24 0 0 23 10 0 25 0 0 17 5 0	Accepted.
Hubbell's Falls and Fitzroy Harbour (5 miles)	Service six times per week from 1st April, 1856. Mode of conveyance optional with Contractor.	Jan. 12	March 1	John Kirby James Farrell John Moran John Kirby James Riddle R. J. McDonald	Fitzroy Hr. Do Do Do Hubbell's Falls. Do	not dated. Feb. 26 " 26	Feb. 25 " 23 " 2 " 2	1 Do 2 Do 3 (Second tender.) 4 (informal.) 5 (informal.) 6 (too late.)	Do	52 0 0 Accepted. 60 0 0 70 0 0 72 0 0 40 0 0 40 0 0	Accepted.
Kingston and Brighton (74 miles)	Service six times per week from 1st April, 1856. Mode of conveyance optional with Contractor during summer, and in winter during winter.	Jan. 26	March 8	Edward Howard George Mink Isaac Ingersoll Nath. Niles Richard J. Clute Joseph Spencer	Fredericksburg. Kingsston Fredericksburg. Picton Consecon Wolfe Island	Feb. 27 March 3 Feb. 21 " 28 March 4 Feb. 25	1 Do 2 Do 3 Do 4 Do 5 Do 6 (a hoax)	1 Do 2 Do 3 Do 4 Do 5 Do 6 (a hoax)	Do	535 0 0 Accepted. 569 0 0 600 0 0 625 0 0 650 0 0 200 0 0	Accepted.
Madoc and Shirling (13 miles)	Service twice per week from 1st April, 1856. Mode of conveyance optional with Contractor.	Feb. 1	March 8	Daniel Ross Wareham Fuller Charles M. O'Hara Thomas R. Perry	Madoc Madoc Madoc Madoc	Feb. 29 " 27 " 21 " 20	1 Do 2 Do 3 Do 4 Do	1 Do 2 Do 3 Do 4 Do	Do	30 10 0 Twice per week. 56 0 0 Three times p. week. 37 10 0 Twice do accepted. 67 10 0 Three times p. week. 58 7 5 Twice do 87 10 0 Three do 50 0 0 Three do 100 0 0 Three do	Twice per week. Three times p. week do accepted do do do do do

Name of proposed Contract.	Conditions stipulated by Department in advertising proposed Contract.	Date of advertising tenders.	Date of reception of tenders.	Name of person tendering.	Residence of person tendering.	Date of tender.	Date of receipt of tender by P. M. General.	Terms proposed in tender.	Proposed duration of Contract.	Amount per annum proposed in tender.	Observations.
Cornwall and St. Andrews (7 miles)	Service three times per week from 1st April, 1856. Mode of conveyance optional with Contractor.	1856. Feb. 1	1856. March 8	Donald McDonnell	Cornwall	1856. Feb. 29	1856. March 2 " 23	1 In accordance with stipulations proposed in advertisement. 2 Do do do do advertisement. 3 Do do do do advertisement. 4 Do do do do advertisement.	For four years with usual reservation in favor of Postmaster General.	£ s. d. 19 10 0 Accepted. 25 0 0	Accepted.
McDonald's Corners and North Lancaster (3 miles.)	Service six times per week from 1st April, 1856. Mode of conveyance optional with Contractor.	Feb. 1	March 8	Charles Leclair Donald McGillis	N. Lancaster Do	Feb. 12 " 22	Feb. 22 " 23	1 Do 2 Do	Do	22 10 0 Accepted. 25 0 0	Accepted.
Lancaster and Sumnerstown (6 miles)	Service three times per week from 1st April, 1856. On horseback during summer, and in winter during winter.	Feb. 1	March 8	Donald Ross Donald Kess James Dunlop James Dunlop	Lancaster. Do Do Do	Feb. Feb. 26	1 Do 2 Do	1 Do 2 Do	Do	13 0 0 Twice per week. 19 10 0 Three times do accepted. 16 0 0 Twice do [repeated] 22 0 0 Three times p. week	Twice per week. Three times do accepted do do do do do
Lancaster and Martintown (13 miles)	Service three or six times per week from 1st April, 1856. Mode of conveyance optional with Contractor.	Feb. 1	March 8	Angus McBean Peter Conry Peter Conry Donald Ross Donald Kess James Dunlop W. W. Frazer W. W. Frazer Donald McDonald Donald McDonald	Martintown. Do Lancaster. Do Martintown. Williamstown. Williamstown.	March 8 March 8 Feb. Feb. 26 March 1 Feb. 28	1 Do 2 Do 3 Do 4 Do 5 Do 6 Do	1 Do 2 Do 3 Do 4 Do 5 Do 6 Do	Do	45 0 0 3 times per week. 60 0 0 do do do accepted 45 5 0 2 times per week. 65 0 0 Six do 37 10 0 Three do 75 0 0 Six do 55 0 0 Three do 100 0 0 Six do 45 0 0 Three do 67 10 0 Six do 55 0 0 Three do 105 0 0 Six do	3 times per week. do do do accepted do do do do do do do do do do do
St. Hyacinthe and Frost Village (30 miles.)	Service six times per week from 14th May 1856. In vehicles drawn by two horses.	Feb. 20	April 4	J. G. & W. G. Cowee E. H. Hosley John C. Booth Alonzo Wood	Granby Frost Village Shefford Dq	March 20 " 25 " 17 " 14	1 Do 2 Do 3 Do 4 Do	1 Do 2 Do 3 Do 4 Do	Do	300 0 0 375 0 0 450 0 0 475 0 0	
Montreal and Abbottsford (38 miles)	Do	Feb. 20	April 4	Louis Dizaradiadi St. Germain M. P. Ryan J. G. & W. G. Cowee	Chambly Montreal Granby	March 27 " 22	1 Do 2 Do 3 Do	1 Do 2 Do 3 Do	Do	125 0 0 162 0 0 200 0 0	

MAIL TENDER REGISTER.—(Concluded.)

Name of proposed Contract.	Conditions stipulated by Department in advertising proposed Contract.	Date of advertising for tenders.	Date of reception of tender.	Name of person tendering.	Residence of person tendering.	Date of tender.	Date of receipt of tender by P. M. General.	No. of tender.	Terms proposed in tender.	Proposed duration of Contract.	Amount per annum proposed in tender.	Observations.
Montreal and Abbotstford (88 miles and St. Hyacinthe and Frost Village.	In one Contract.	1856. April 4	1856. April 4	J. G. & W. G. Cowee M. P. Ryan	Granby Montreal	March 29 " 25	April 4	1 2 3 4 5 6 7 8 9 10	In accordance with stipulations proposed in advertisement.	For four years, with usual reservation in favor of P. M. General.	£ s. d. 490 0 0	Accepted.
Montreal and New Glasgow (30 miles)	Service three times per week from 14th May 1856. Mode of conveyance in vehicles drawn by one or two horses.	Feb. 20	April 4	John Furse Robert Cochrane Martin Donohue Thomas D. Rafter Leandre Imoges William Ryan J. Morrison, Sen. M. Maguire Thomas Roame Alex. Vallée	New Glasgow Do Montreal New Glasgow Terrebonne Montreal New Glasgow Chambly Do Montreal Do	March 29 " 25 " 19 " 18 " 23 " 18 " 25 " 31 " 31 April 21	April 4	1 2 3 4 5 6 7 8 9 10	Do	Do	Memorandum. Tenders were subsequently invited for daily service. See next Entry.	
Montreal and New Glasgow (30 miles)	Service six times per week. Mode of conveyance in vehicles drawn by one or two horses.	April 4	April 18	J. Morrison, Sen. Leandre Imoges William Ryan John Furse	Montreal Terrebonne Montreal New Glasgow	April 15 " 15 " 11 " 12	April 18	1 2 3 4	Do	Do	190 0 0 250 0 0 250 0 0	Accepted.
Brant and Elora (52 miles)	Service once per week from 1st April, 1856. Mode of conveyance optional with Contractor.	Feb. 25	March 20	Alexander Smart Joseph Sawney	Elora Do	not dated "	Received at Toronto 18th March.	1 2	Do	Do	220 0 0 225 0 0	Accepted.

Name of proposed Contract.	Conditions stipulated by Department in advertising proposed Contract.	Date of advertising for tenders.	Date of reception of tender.	Name of person tendering.	Residence of person tendering.	Date of tender.	Date of receipt of tender by P. M. General.	No. of tender.	Terms proposed in tender.	Proposed duration of Contract.	Amount per annum proposed in tender.	Observations.
Guelph and Preston (12 miles)	Service six times per week from 1st April, 1856. Mode of conveyance optional with Contractor.	Feb. 25	March 20	William Stewart John Young G. H. Carter Robert Fowler Alfred Baker	Galt Guelph Preston New Hope	March 18 " 12 " 18 " 19	March 20	1 2 3 4	Do	To continue in force until the expiration of the contract and Guelph Road.	174 0 0 175 0 0 195 0 0 200 0 0 200 0 0	Accepted.
Oakland and Delhi (19 miles)	Service daily from April, 1856. Mode of conveyance optional with Contractor.	March 10	March 22	Henry Wood John Sayles Peter Layton Philip Flock	Delhi Oakland Scotland Delhi	March 11 " 10 " 10 " 20	March 22	1 2 3 4	Do	Only accepted for one year.	194 0 0 225 0 0 250 0 0 350 0 0	Accepted.
Delhi and Straffordville (18 miles)	Service three times per week from 1st April, 1856. Mode of conveyance optional with Contractor.	March 10	March 22	John Shephard James Whiteside H. M. Swann	Delhi Do Port Burwell	March 11 " 20 " 18	March 22	1 2 3	Do	Do	124 0 0 200 0 0 250 0 0	Accepted.

W. H. GRIFFIN,
Secretary.

ROBERT SPENCE,
Postmaster General.

Opened by Post Office Inspector.

REPORT No. 11—

STATEMENT of Dead Letters containing Money and other articles of value, 1856, from the Dead

No. of Letters.	Amount of Money contained in Dead Letters received, and how disposed of.		No. of Letters.	Amount of Drafts and Cheques contained in Dead Letters received, and how disposed of.		No. of Letters.	Amount of Exchange contained in Dead Letters received, and how disposed of.		No. of Letters.	Amount of Promissory Notes contained in Dead Letters received, and how disposed of.	
	£	s. d.		£	s. d.		£	s. d.		£	s. d.
335 25	530	2 0 3	Delivered. In hands of Postmasters waiting delivery	100	7816	4 2 3	Delivered. In hands of Postmasters waiting delivery	02	6710	11 8	Delivered. In hands of Postmasters waiting delivery
57	43	12 4	Returned to D. L. O. unclaim'd and now on hand.	2	107	10 0	Returned to D. L. O. unclaim'd and now on hand.	3	85	14 0	Returned to D. L. O. unclaim'd and now on hand.
417	£599	4 4 3	Total.	107	£7946	8 4	Total.	03	£6919	7 4	Total.

RECAPITULATION.

Number of Letters containing	Money	£	s.	d.
417	Money	599	4	4 3
107	Drafts and Cheques	7946	8	4
103	Bills of Exchange	6919	7	4
71	Promissory Notes	2070	3	7
15	Money Orders	67	0	4
216	Other articles of value			
929	Total	£18,511	8	11 3

J. T. McCUAIG,
Inspector of Dead Letters.

(Supplementary.)

registered and sent out for delivery during the year ended 31st March, Letter Office, Canada.

No. of Letters.	Amount of Money Orders contained in Dead Letters received and how disposed of.		No. of Letters.	Other Articles of Value.		
	£	s. d.		Delivered.	In hands of Postmasters waiting delivery.	In Dead Letter Office.
15	67	0 4	Delivered. In hands of Postmasters waiting delivery.			
00			Returned to D. L. O. unclaimed and now on hand.			
00						
15	£67	0 4	Total.	16	Deeds	5
				11	Lottery Tickets	1
				26	Registered Letters sent to Imperial P. O.	1
				1	Medal	2
				2	Dowers	3
				16	Valuable Documents	4
				1	Charter	7
				7	Crown Patents	1
				43	Registered Letters	3
				15	Daguerreotypes	4
				2	Diplomas	2
				10	Bank Scrip	4
				1	Land Warrant	1
				13	Indentures	1
				1	Pensioner's Papers	1
				5	Policies	2
				816	Total	

ROBERT SPENCE,
Postmaster General.

TORONTO:

PRINTED BY JOHN LOVELL, YONGE STREET.

R E T U R N

To AN ADDRESS from the Legislative Assembly of the 11th ultimo, for certain detailed information relating to the Post Office Department, during the year commencing 31st March, 1856; and also certain details relative to the Money Order Office.

By Command,

T. LEE TERRILL,

Secretary.

Secretary's Office,

Toronto, 6th June, 1857.

POST OFFICE DEPARTMENT,

Toronto, 3rd June, 1857.

SIR,—To comply with the Address of the Honorable Legislative Assembly communicated in your letter of the 13th ultimo, I have the honor to transmit herewith :

1st.—A statement in detail of the Receipts and Expenditure of the Post Office Department for the nine months ended 31st December, 1856, of the year commencing 31st March, 1856.

2nd.—A statement shewing the preliminary expenses of the Money Order System, with the working charges thereon,—the total amount of business transacted to 1st May of this year,—the total amount of net commission received to the same date,—the amount of business for the twelve months preceding that day, with the net commission received thereon,—the annual working expenses of the system to that day,—the number of Orders issued in the cities,—the number issued in the country,—and an analysis shewing the Orders issued in classes.

I have the honor to be, Sir,

Your most obedient servant,

ROBERT SPENCE,

P. M. G.

The Honorable T. Lee Terrill,

Provincial Secretary.

STATEMENT showing the PRELIMINARY EXPENSES of the MONEY ORDER SYSTEM, with the working charges thereon; the total amount of business transacted to 1st May of this year; the total of net commissions received to the same date; the amount of business for the twelve months preceding that day, with the net commission received thereon; the annual working expenses of the system to that day; the amount of orders paid by the city officers, and the amount paid by the country officers; the number of orders issued in the cities, the number issued in the country; and an analysis showing the orders issued in classes:

Preliminary Expenses.

Books of account, stationery, and furniture for head office,.....	£ 282 14 6		
Books of account and printed forms for 300 local post-offices, (100 sets being on hand,) advertising, &c.,	2178 5 3		
	<hr/>	£2460	19 9
Salaries to 31st March, including those of the Superintendent, from June, 1854, and an assistant for part of the time, while preparing the necessary books and forms,	2992 3 0		
Telegraph expenses,	21 14 0		
	<hr/>	3013	17 0
Total disbursements to May, 1857,.....		<hr/>	£5474 16 9
Total amount of orders issued from 1st February, 1855, to 1st May, 1857,		581442	2 8
Total of net commission received on the above,.....		1899	7 9
Total amount of orders issued for the year ending 30th April, 1857,		314984	17 4
Net commission received on above, which may be taken as shewing the present revenue of the office,.....		1008	3 8

Annual Expenses of the System.

Salaries,.....	£1295 0 0		
Estimated expenditure for forms and incidentals,.....	125 0 0		
	<hr/>	1420	0 0
Excess of expenditure over income, according to present amount of business,.....		411	16 4

Comparative Statement.

Business of the first fifteen months,.....	266457 5 4
Ditto of last twelve months,	314984 17 4
Excess of last twelve months over the previous fifteen months, being at the rate of 48 per cent.,.....	48527 12 0

Amount of orders paid by the city offices:

Hamilton,	£68204	17	6
Kingston,	21036	18	8
London,	27399	4	8
Montreal,	137315	13	10
Ottawa,	7067	6	1
Quebec,	17207	0	11
Toronto,	96099	1	9
Total paid by cities,	369380	3	5
Amount paid by country offices,	211484	9	4
Total amount paid,	£580814	12	9

Number of Orders issued by the Cities at

Hamilton,	1,205
Kingston,	692
London,	991
Montreal,	1,682
Ottawa,	477
Quebec,	903
Toronto,	2680
Total issued by cities,	8,630
Number of orders issued by Country offices,	30,985

Analysis of Orders Issued.

Orders of £1 and under,	1,478
Over £1 and under £2,	2,157
Over £2 and under £5,	5,701
Over £5 and under £10,	7,143
Of £10 and upwards,	23,136
	39,615
Average amount of each order,	£14 18 7

P. LESUEUR,

Superintendent, Money Order Branch,
Post Office Department,
Toronto, 4th June, 1857.

ROBERT SPENCE,
P. M. G.

STATEMENT in detail of the RECEIPTS and EXPENDITURE of the Post Office Department for nine months ended 31st December, 1856, of the year commencing 31st March, 1856.

Receipts.

Letters and Balances in hands of Postmasters, 31st March, 1856...	£3021	3	5½
Amount of Gross Postage (Money)	£84900	17	2½
Do do (Stamps)	5674	12	11
Do Miscellaneous Receipts	1465	3	0
	<u>£92040</u>	<u>13</u>	<u>1½</u>

Less.

Balance of British Packet Postage collected in Canada	£11348	11	7½
Postage on Returned, Refused, Mis-sent & Re-directed Letters	3611	2	1½
	<u>14959</u>	<u>13</u>	<u>9</u>
		<u>77080</u>	<u>19</u>
			<u>4½</u>
Total Receipts.....	£80102	2	10

*Expenditure.**Mail Service.*

By Stage, Horseback or on foot	£32713	0	11½
By Railroad	7823	10	0
To and from Railroad Stations	4196	4	11½
By Steamboats ..	11343	8	3
Mail Locks, making and repairing Mail Bags, &c.	721	2	9
	<u>£56797</u>	<u>6</u>	<u>11</u>

Salaries and Commissions.....	42494	6	5
Office Rent, allowance to Postmasters.....	1380	8	6
Stationery do do	1042	13	6
General Stationery, Printing and Advertising.....	3547	5	8½
Miscellaneous items	2575	8	3½
		<u>107837</u>	<u>9</u>
			<u>4</u>
Letters and Balances remaining in Postmasters hands 31st Dec., 1856		2343	13
			<u>5½</u>
Total Expenditure.....	£110181	2	9½

ROBERT SPENCE,
P. M. G.

Post Office Department,
Toronto, 3rd June, 1857.

TABLES

OF THE

TRADE AND NAVIGATION

OF THE

PROVINCE OF CANADA,

FOR THE YEAR

1856.

COMPILED FROM OFFICIAL RETURNS.

PRESENTED TO BOTH HOUSES OF PARLIAMENT BY COMMAND OF HIS EXCELLENCY,

W. CAYLEY, INSPECTOR GENERAL.

TORONTO:

PRINTED BY STEWART DERBISHIRE AND GEORGE DESBARATS

LAW PRINTER TO THE QUEEN'S MOST EXCELLENT MAJESTY.

1857.




TABLE OF DUTIES OF CUSTOMS INWARDS.

ARTICLES.

	Duty Currency.
	£ s. d.
All Articles not hereinafter specifically excepted or charged with any other duty, for every £100 value.....	15 0 0
Leather Manufactures and India Rubber Manufactures, for every £100 value...	20 0 0
Canada Plates, Wrought Cranks, Straps for Walking Beams, Plough Moulds, Galvanized Iron, Frames and Pedestals, Connection Rods, Chains other than Chain Cables, Wheels and Axles and Hoops and Tires for Locomotives, Machinery used in the manufacture of Doors, Window Sashes and Blinds, Printing Paper, that is to say: Book Printing Paper and News Printing Paper, for every £100 value.....	5 0 0
<i>Goods at 2½ per cent.</i>	
Acids, Alum, Bleaching Powders, Brass and Copper Tubes, Candle Wick, Cotton Yarn and Warp, Draining Tiles, Felts, Fire Brick, Fishing Hooks, Nets and Seines, Bar, rod and rolled Sheet Iron, Boiler Plate, Nitre, Oil Cake, Prepared Rigging, Ship Building Materials, Steel, Roll Sulphur, Tin and Zinc, Wire Telegraph and Bridge, Railroad Bars, Hoop Iron, Scrap and old Iron, Round and Square Iron, Ultra Marine and paste blue, Fisherman's Boots, Borax, Brimstone, Charcoal made or refined, Copperas, Gum Copal, Rolled plate iron from ¼ inch to 1½ inches in thickness, Spike Rods, Machines to be worked by steam for the making of Bricks by pressure from dry clay, Ore dressing machines, Phosphorus, Prussiate of Potash, Sal ammoniac, Shellac, Ships' Blocks, Binnacle Lamps, Compasses, Dead Eyes, Dead Lights, Deck Plugs, Jib Hanks, Shackles, Sails, Sheaves, Signal Lamps, Travelling Trucks, Slate, Telegraph Insulators, Relay Magnets Registers and Batteries, Vitriol, for every £100 value.....	2 10 0
Cigars, the lb.....	0 3 0
Snuff, the lb.....	0 0 6
Manufactured Tobacco, the lb.....	0 0 2½
Spirits and strong waters of all sorts, for every gallon of any strength not exceeding the strength of proof by Sykes' Hydrometer, and so in proportion for any greater strength than that of proof, and for any greater or less quantity than a gallon, viz:	
Brandy, the gallon.....	0 4 0
Cordials, the gallon.....	0 5 0
Gin and other Spirits and Strong Waters not being Rum, Brandy or Whiskey, the gallon.....	0 3 6
Rum, the gallon.....	0 2 3
Whiskey, the gallon.....	0 0 7½
Wine, in wood, not exceeding in value £10 per pipe (of 126 gallons,) the gallon.....	0 1 0
Over £10, and not exceeding £15 in value per pipe, the gallon.....	0 1 6
Over £15 in value per pipe, the gallon.....	0 2 0
In quart bottles, not exceeding 20s. in value per dozen, the dozen bottles.....	0 7 6
Over 20s., and not exceeding 40s. in value per dozen, the dozen bottles.....	0 10 0
Over 40s. in value per dozen, the dozen bottles.....	0 12 6
In pint bottles, in like proportion, the dozen bottles..... 3s. 9d., 5s. and	0 6 3
Molasses, the gallon.....	0 0 2½
Green Coffee, the lb.....	0 0 0½
Dried Fruits, the lb.....	0 0 1½
Maccaroni, the lb.....	0 0 1½
Vermicelli, the lb.....	0 0 1½
Vinegar, the gallon.....	0 0 3½

	£	s.	d.
Tea, the lb.....	0	0	2½
Brooms, the dozen.....	0	2	6
Mustard, Cloves, Cassia and Cinnamon, the lb.....	0	0	3
Ginger, Pimento, Pepper and Starch, the lb.....	0	0	2
Mace and Nutmegs, the lb.....	0	0	9
Spices unenumerated, the lb.....	0	0	4
Refined Sugar, whether in loaves or lumps, candied, crushed, powdered or granulated, or in any other form, White Bastard Sugar, or other Sugar equal to Refined Sugar in quality, the cwt.....	0	14	0
White Clayed Sugar, and Brown Clayed Sugar, and Yellow Bastard Sugar, or Sugar of any kind equal in quality to any of the said kinds of Sugar, but not equal in quality to Refined Sugar, the cwt.....	0	10	0
Raw Sugar and all Sugar of any kind not equal in quality to any of those above mentioned, the cwt.....	0	7	6

Free Goods.

Anatomical Preparations; Anchors; Animals of all kinds; Ashes pot-pearl and Soda; Arms for Army or Navy and Indian Nations, provided the duty otherwise payable thereon would be defrayed or borne by the Treasury of the United Kingdom or of this Province; Artificial Slate and Metallic Paints, being the produce and manufacture of N. S. when imported direct from G. B. or B. N. A. Provinces; Bark, tanners', from U. S.; Book binders' Tools, Presses and Implements of all kinds; Books printed, not foreign reprints of British Copy-right works; Brass or Yellow Metal; Bristles; Broom Corn; Bulbs and Roots; Bunting; Burr Stones, wrought and unwrought; Busts and Casts of Alabaster, Bronzo, Marble or Plaster of Paris; Butter; Cabinets of coins; Caoutchouc; Carriages and Horses of travellers and those employed in carrying merchandise (Hawkers' or Circus' Troupes excepted;) Chain Cables; Cheese; Chocolate and Cocoa Paste, the produce or manufacture of G. B. or B. N. A. Provinces; Clothing for Army or Navy or Indian Nations, or for gratuitous distribution by any Charitable Society; Coal and Coke; Coconut; Pine and Palm Oil; Cochineal; Coin or Bullion; Collections of Antiquities; Commissariat Stores; Contractors' stores for army, navy or indians; Copper in bars, rods or sheets; Cordage of all kinds; Cotton & Flax Waste; Cotton Wool; Drawings; Dye Stuffs, viz: Bark, Berries, Drugs, Nuts, Vegetables and Woods, Earths' and Ochres, produce of B. N. A. Provinces; Eggs from U. S.; Engravings; Etchings; Felt Sheeting; Firewood from G. B., B. N. A. Provinces and U. S.; Fire Clay; Fish, produce of Fish and Fish Oil, from G. B. and B. N. A. Colonies and U. S.; Flax Hemp and Tow undressed; Flour; Fruit, Green; Fruits of all kinds from B. N. A. Provinces; Dried Fruits from U. S.; Furs or Skins the produce of Fish or Creatures living in the sea, and Furs, Skins or tails undressed, when imported directly from the United Kingdom, B. N. A. Provinces and U. S.; Gems or Medals; Grains, viz: Barley and Rye, Beans and Peas, Bear and Bigg, Bran and Shorts, Buckwheat, Hops, Indian Corn, Oats, Wheat, and Meal of these Grains; Grease and Scraps; Grind Stones, wrought or unwrought the produce of B. N. A. Provinces and U. S.; Gypsum, ground or unground the produce of G. B. and B. N. A. Provinces and U. S.; Hay; Hat Plush; Hides; Horns, the produce of G. B. and B. N. A. Provinces and U. S.; Implements, Tools of Trade of Handicraftmen, not being Merchandise; Implements of Husbandry, not being Merchandise, but in actual use and belonging to persons about to settle in the Province; Implements of Husbandry and Farming Utensils, when specially imported by incorporated Agricultural Societies for the encouragement of Agriculture; Indigo; Junk and Oakum; Lard; Lead, Pig and Sheet; Lime, produce of B. N. A. Provinces; Lithographs; Manures of all kinds; Maps; Marble in blocks unpolished; Marine Cement; Meat of all kinds; Horses; Cattle; Carriages and Harnesses of menageries; Mess Pork; Military Stores, Accoutrements, including Military Buttons imported for the use of the Provincial Militia; Models of Machinery and other Inventions and Improvements in the Arts; Musical Instruments for Military Bands; Ores of all kinds of Metals; Paintings in oil or water colors, being works of Art; Philosophical Instruments and apparatus, when specially imported for the use of Philosophical Societies, Universities,

Colleges, Public Schools and Institutes; Packages, when of the ordinary description, containing free goods; Packages, viz: Bales, Trusses, Cases covering Casks of Wines or Brandy in Wood, Cases and Casks containing Dry Goods, Hardware or Cutlery; Crates and Casks containing Glassware or Earthenware; Cases containing bottled Wine or bottled Spirits, and all other packages in which the goods are not usually exposed for sale, or which do not necessarily or generally accompany the goods when sold; Pig Iron, Pipe Clay, Pitch and Tar, Plants, Shrubs and Trees, Plaster of Paris for manure; Printers' Ink, Types, Presses and Implements of all kinds; Rags, Resin and Rosin, Rice, Russia Hemp Yarn, Sail Cloth, Salt, Seeds of all kinds; Settlers' wearing apparel and other personal effects, not Merchandise, in actual use of persons coming to settle in the Province; Ships' Water Casks in use; Specimens of Natural History, Mineralogy or Botany; Slate from U. S.; Stone unwrought from B. N. A. Provinces and U. S.; Tallow, Teasels, Timber and Lumber of all kinds, when imported directly from and being the produce of G. B., B. N. A. Provinces and U. S.; Treenails, Turpentine, other than Spirits of Turpentine from U. S.; Tobacco unmanufactured from U. S.; Varnish, bright and black; Vegetables from G. B., B. N. A. Provinces, and Veneers, Water Lime, Wearing apparel of British subjects dying abroad; Wine and Liquors when imported for any Officers' Mess; Wood used in making Carpenters' and Joiners' Tools; Wool.....

£ s. d.

Free.

Articles in the above Free List, admitted Free from the U. S., are exempt from Duty under the Reciprocity Treaty.



No. 1.

GENERAL STATEMENT OF IMPORTS,

BEING A DETAILED ACCOUNT

OF THE

PRINCIPAL ARTICLES

OF

BRITISH AND FOREIGN MERCHANDISE,

ENTERED FOR CONSUMPTION IN CANADA,

**During the year ending the 31st December, 1856, shewing the
Quantity and Value of each Article, and indicating
from what Country imported.**

No. 1.—GENERAL STATEMENT OF IMPORTS, being a Detailed Account of the principal Articles of British and Foreign Merchandise entered for Consumption in Canada, during the Year ending 31st December, 1856, shewing the Quantity and Value of each Article imported at the undermentioned Ports, and indicating from what Country imported.

P O R T S .	Total Quantity.	Total Value.	BROOMS—IMPORTED FROM						
			Great Britain.		British Colonies.		United States.		Foreign Countries.
			£ s. d.	£ s. d.	North America.	West Indies.	£ s. d.	£ s. d.	
Belleville.....	Dozen. 161	£ s. d. 84 18 11	£ s. d.	£ s. d.	£ s. d.	£ s. d.	£ s. d.	£ s. d.	
Dover.....	118	66 0 7				84 18 11			
Hamilton.....	288	123 16 5				66 0 7			
Montreal.....	365	114 15 0				123 16 5			
Stanley.....	98	54 3 9				114 15 0			
Toronto.....	225	116 7 6				54 3 9			
Other Ports.....	1,026	551 16 9				116 7 6			
Totals.....	2,251	1,111 18 11				549 11 6			
COFFEE, Green.									
Hamilton.....	Lbs. 393,454	£ s. d. 11,678 19 4	£ s. d.	£ s. d.	£ s. d.	£ s. d.	£ s. d.	£ s. d.	
Kingston.....	51,946	1,552 10 6				11,678 19 4			
London.....	65,719	2,077 10 0				1,552 10 6			
Montreal.....	456,622	12,995 19 7				2,077 10 0			
Quebec.....	211,152	5,997 5 11				12,183 7 9		477 10 0	
Toronto.....	500,132	15,315 17 0				5,987 1 6		5 14 0	
Other Ports.....	218,363	6,912 5 6				15,315 17 0			
Totals.....	1,897,388	56,530 7 10	£ s. d. 323 7 10	£ s. d. 340 1 6	£ s. d. 21 2 6	6,567 5 11		483 4 0	

COFFEE, Other.

Belleville.....	Lbs. 2,519	£ s. d. 49 19 5	£ s. d.	£ s. d.	£ s. d.	£ s. d.	£ s. d.
Chatham.....	1,552	43 7 10				49 19 5	
Coaticook.....	2,501	67 16 5				43 7 10	
Cobourg.....	1,004	42 0 8				67 16 5	
Sarnia.....	1,419	43 11 4				42 0 8	
Windsor.....	1,826	48 11 9				43 11 4	
Other Ports.....	17,558	564 17 9				48 11 9	
Totals.....	28,379	860 5 2	£ s. d. 5 4 8	£ s. d. 2 15 0		556 18 1	

CIGARS.

Hamilton.....	Lbs. 7,771	£ s. d. 2,852 12 11	£ s. d.	£ s. d.	£ s. d.	£ s. d.	£ s. d.
Kingston.....	2,801	743 14 4				2,852 12 11	
London.....	1,506	514 8 0				743 14 4	
Montreal.....	14,366	5,592 2 3				514 8 0	
Quebec.....	7,481	2,653 16 0				5,065 5 3	
Stamford.....	953	1,128 5 1				2,054 15 0	
Toronto.....	10,706	4,140 11 11				1,128 5 1	
Other Ports.....	7,753	2,512 14 9				4,140 11 11	
Totals.....	53,337	20,148 5 3	£ s. d. 605 18 10	£ s. d. 215 6 10		2,436 4 0	

MOLASSES.

Gaspé.....	Gallons. 10,377	£ s. d. 968 17 10	£ s. d.	£ s. d.	£ s. d.	£ s. d.	£ s. d.
Hamilton.....	50,356	6,032 4 7				968 17 10	
Kingston.....	12,185	1,299 3 9				6,032 4 7	
London.....	11,535	1,362 16 7				900 7 3	
Montreal.....	1,028,809	78,306 0 10				1,362 16 7	
New-Cadizle.....	18,920	1,805 18 11				64,599 15 7	
Quebec.....	235,475	19,408 8 10				403 5 8	
Toronto.....	48,719	5,705 15 2				14,758 8 10	
Other Ports.....	118,113	14,338 0 3				5,605 15 2	
Totals.....	1,534,489	129,227 6 9	£ s. d. 457 14 10	£ s. d. 16,000 14 6	£ s. d. 1,304 9 6	107,353 7 5	4,111 0 6

No. 1.—GENERAL STATEMENT OF IMPORTS—Continued.

PORTS.	Total Quantity.	Total Value.	* MUSTARD—IMPORTED FROM						
			Great Britain.		British Colonies.		United States.		Foreign Countries.
			£ s. d.	£ s. d.	North America.	West Indies.	£ s. d.	£ s. d.	
Hamilton.....	Lbs. 1 016	£ s. d. 41 6 3	£ s. d. 13 3 7	£ s. d.	£ s. d.	£ s. d. 28 2 8	£ s. d.	£ s. d.	
Montreal.....	30 593	1,017 18 8	1,017 18 8						
Quebec.....	9 134	288 2 8	287 16 5						
Toronto.....	1,666	107 7 0	85 8 9			0 6 3	21 18 3		
Other Ports.....	731	43 5 6	0 14 0			42 11 6			
Totals	43,140	1,498 0 1	1,404 7 5			92 18 8			
SNUFF.									
Bellefille.....	Lbs. 1,048	£ s. d. 45 10 0	£ s. d.	£ s. d.	£ s. d.	£ s. d.	£ s. d.	£ s. d.	
Chatham.....	845	46 1 3				45 10 0			
Kingston.....	3 352	154 7 9				46 1 3			
London.....	3 684	191 14 8				154 7 9			
Montreal.....	1,170	62 9 9	4 5 9			191 14 8			
Toronto.....	3,181	153 0 8	9 6 0			58 4 0			
Other Ports.....	23,201	1,162 5 8	7 12 7			143 14 8			
Totals	36,481	1,815 9 9	13 11 9			7 12 7		1,794 5 5	

† STARCH.

Dalhousie.....	Lbs. 2 384	£ s. d. 45 3 8	£ s. d.	£ s. d.	£ s. d.	£ s. d.	£ s. d.
Hamilton.....	14,173	269 15 3				45 3 8	
Hope.....	2,801	56 16 7				269 15 3	
London.....	2,987	56 18 1				56 16 7	
Montreal.....	15 059	376 18 8	211 6 2			56 18 1	
Quebec.....	2 310	42 1 2	42 1 2			165 12 6	
Toronto.....	3 353	64 11 7					
Other Ports.....	17,793	377 9 5	2 2 1			64 11 7	
Totals	60,860	1,289 14 5	2 2 1			375 7 4	

BRANDY.

Dundas.....	Gallons. 3 233	£ s. d. 1,491 19 6	£ s. d.	£ s. d.	£ s. d.	£ s. d.	£ s. d.
Hamilton.....	19 227	8,045 0 4	1,206 4 2			205 18 6	
Kingston.....	6 302	2,656 8 4	523 13 3			754 16 6	
London.....	2 227	1,067 13 8	92 14 5			1 17 6	
Montreal.....	183 039	72,798 3 11	13,735 12 0			1,726 15 3	
Quebec.....	45 394	17,508 3 0	1,447 4 4			60 0 0	
Queenston.....	6 042	2,680 3 10	3,400 17 6			7,057 16 4	
Toronto.....	25 709	11,637 19 0	501 15 10			1,179 5 2	
Other Ports.....	8,002	3,907 0 7	20,908 1 6			1,297 13 6	
Totals	299,375	121,792 12 2	20,908 1 6			11,104 17 7	

CORDIALS.

Hamilton.....	Gallons. 201½	£ s. d. 88 14 3	£ s. d.	£ s. d.	£ s. d.	£ s. d.	£ s. d.
Kingston.....	27½	15 18 3				88 14 3	
Montreal.....	2,297	820 15 9	470 19 8			15 18 3	
Quebec.....	106	43 3 5	1 4 4			103 10 3	
Toronto.....	201	156 5 3	143 15 0			39 9 1	
Other Ports.....	76½	20 11 4	2 10 0			12 10 3	
Totals	2,909½	1,145 8 3	615 19 0			280 13 5	

* Imported after 4th July, 1856. † See Starch—In Articles paying 12½ and 15 Per Cent.

No. 1.—GENERAL STATEMENT OF IMPORTS—Continued.

PORTS.	Total Quantity.	Total Value.	GIN—IMPORTED FROM					
			Great Britain.		British Colonies.		United States.	Foreign Countries.
			North America.	West Indies.	North America.	West Indies.		
	Gallons.	£ s. d.	£ s. d.	£ s. d.	£ s. d.	£ s. d.	£ s. d.	
Bytown	2,052	277 7 11	277 7 11				314 13 5	
Hamilton	5,640	713 17 4	250 16 10			148 7 1	8 10 0	
Kingston	2,092	216 19 0	133 7 0			75 2 0	27 0 11	
London	391	121 7 6	27 8 4			66 18 3	2,392 7 4	
Montreal	124,786	15,757 8 10	13,080 9 6			284 12 0	3,436 11 3	
Quebec	56,777	7,217 9 10	3,780 18 7					
Toronto	9,809	1,631 8 1	779 4 11			852 3 2	108 3 2	
Other Ports	7,274	1,134 7 5	266 18 3			546 19 9		
Totals	208,821	27,070 5 11	18,596 11 4	212 6 3	212 6 3	1,974 2 3	6,987 6 1	
RUM.								
	Gallons.	£ s. d.	£ s. d.	£ s. d.	£ s. d.	£ s. d.	£ s. d.	
Darlington	237½	48 3 8	48 3 8					
Hamilton	2,173½	353 11 3	41 0 0			309 11 3	3 0 0	
Kingston	348½	49 9 6	42 0 0			7 7 6		
Montreal	46,892	6,337 4 3	2,899 6 8			1,008 1 0	1,125 10 6	
New Carlisle	490	120 11 10	120 11 10					
Quebec	9,287	1,508 2 11	635 4 8			411 16 0	16 10 0	
Queenston	1,107	104 3 8				104 3 8		
Toronto	6,150	871 15 8				548 13 7		
Other Ports	863½	176 10 0	8 5 7			112 1 8		
Totals	67,549	9,569 12 9	3,790 7 3	2,016 2 10	116 7 6	2,501 14 8	1,145 0 6	

WHISKY.

	Gallons	£ s. d.	£ s. d.	£ s. d.	£ s. d.	£ s. d.	£ s. d.
Chatham	47,566	3,416 2 5				3,416 2 5	
Goderich	30,205	2,171 1 2				2,171 1 2	
Hamilton	112,612	11,825 8 2	179 4 4			11,646 3 10	
London	41,931	4,451 12 9	200 2 11			4,251 9 10	
Montreal	55,716	7,835 3 4	4,325 14 6			3,509 8 10	
Prescott	94,304	11,092 17 2				11,082 17 2	
Quebec	35,097	3,815 11 2	266 11 11			3,548 19 3	
Queenston	56,230	4,028 8 10				4,028 8 10	
Toronto	75,786	7,854 15 3	211 2 2			7,643 13 1	
Windsor	42,654	3,148 0 1				3,148 0 1	
Other Ports	144,330	13,716 15 2	143 0 11			13,572 10 3	
Totals	736,431	73,345 15 6	5,325 16 9	1 4 0	1 4 0	68,018 14 9	

WINE, value £10 the Pipe, and under.

	Gallons.	£ s. d.	£ s. d.	£ s. d.	£ s. d.	£ s. d.
Montreal	482	26 12 6				25 15 8
Quebec	584	21 0 0				21 0 0
Totals	1,066	47 12 6	0 16 10			25 15 8

WINE, over £10 the Pipe, and not exceeding £15.

	Gallons	£ s. d.	£ s. d.	£ s. d.	£ s. d.	£ s. d.
Dundas	432½	48 0 5				48 0 5
Hamilton	437	41 9 2				41 9 2
London	1,544	176 12 0				166 2 9
Montreal	69,082	5,014 7 9	10 9 3			1,061 0 0
Quebec	48,096	4,745 10 3	532 11 0			210 7 0
Queenston	2,875	269 8 4	596 15 2			269 8 4
Toronto	3,387	368 8 10				388 8 10
Other Ports	554	51 0 7	10 10 8			40 9 11
Totals	126,407½	10,724 17 4	1,150 6 1			2,225 6 5

No. 1.—GENERAL STATEMENT OF IMPORTS—Continued.

PORTS.	Total Quantity.	Total Value.	WINE, over £15 the Pipe—IMPORTED FROM					
			Great Britain.		British Colonies.		United States.	Foreign Countries.
			£ s. d.	£ s. d.	North America.	West Indies.		
Brantford.....	Gallons.	£ s. d.	£ s. d.	£ s. d.	£ s. d.	£ s. d.	£ s. d.	
Hamilton.....	1,713	442 18 5	442 18 5	1,574 16 6	
Kingston.....	20,731	6,471 19 2	3,066 16 10	488 12 8	
London.....	3,073	999 13 9	391 6 0	685 8 11	
Montreal.....	4,989	1,570 9 1	3,114 2 2	35,387 4 3	
Quebec.....	212,906	56,098 19 3	60 15 0	5,695 9 5	
Queenston.....	24,225	8,447 2 4	442 15 4	
Toronto.....	2,147	442 15 4	5,912 10 0	632 14 9	
Other Ports.....	35,564	11,712 10 6	209 5 10	63 6 3	
Totals.....	308,873	87,330 19 8	28,258 11 11	754 14 8	13,790 0 4	44,527 12 9		
WINE in Bottles, Quarts.								
Hamilton.....	Dozen.	£ s. d.	£ s. d.	£ s. d.	£ s. d.	£ s. d.	£ s. d.	
Kingston.....	954	2,064 4 7	187 15 10	1,674 17 4	201 11 5	
London.....	264	471 17 8	131 0 6	350 17 2	208 3 10	
Montreal.....	135	280 3 1	71 19 3	5,999 0 7	
Quebec.....	7,058	11,347 8 9	3,339 4 3	2,009 3 11	1,382 8 6	
Stamford.....	1,239 1/2	2,083 11 4	678 9 9	22 13 1	
Toronto.....	96	208 10 0	208 10 0	
Other Ports.....	3,313	8,012 6 7	1,287 4 3	6,717 9 1	7 13 3	
Totals.....	220 1/2	482 13 8	5,613 14 7	482 13 8	7,798 17 7	

PORTS.	Total Quantity.	Total Value.	WINE in Bottles, Pints.					
			Great Britain.		British Colonies.		United States.	Foreign Countries.
			£ s. d.	£ s. d.	North America.	West Indies.		
Hamilton.....	Dozen.	£ s. d.	£ s. d.	£ s. d.	£ s. d.	£ s. d.	£ s. d.	
Kingston.....	178	227 1 8	227 1 8	
Montreal.....	66	48 15 5	14 11 11	34 3 6	613 9 5	
Quebec.....	1,100	913 13 5	172 9 7	127 14 5	85 16 3	
Stamford.....	62	85 16 3	
Toronto.....	88	127 11 3	127 11 3	
Other Ports.....	403	515 13 7	13 8 2	515 13 7	9 8 8	
Totals.....	60	56 4 4	200 9 8	33 7 6	708 14 4	
Totals.....	1,957	1,974 15 11	1,065 11 11	
SUGAR, Refined.								
Dalhousie.....	Cwt. qrs. lbs.	£ s. d.	£ s. d.	£ s. d.	£ s. d.	£ s. d.	£ s. d.	
Hamilton.....	236 1 0	607 2 3	607 2 3	
Kingston.....	3,169 2 0	8,563 15 2	9 2 0	8,554 13 2	
London.....	280 0 21	674 6 3	453 0 0	221 6 3	
Montreal.....	895 2 23	2,247 19 11	612 11 0	1,635 8 1	256 7 8	
Quebec.....	6,808 0 11	14,596 2 5	13,685 9 7	654 5 2	
Toronto.....	4,429 3 19	8,800 15 8	8,793 5 8	7 10 0	
Other Ports.....	1,293 2 19	3,115 0 5	255 6 7	2,859 13 10	
Totals.....	1,910 3 4	5,663 15 9	63 6 4	5,600 9 5	
Totals.....	19,024 0 13	44,268 17 10	23,872 2 0	20,140 8 2	256 7 8	
SUGAR, White and Brown, Clayed or Yellow Bastard.								
Amherstburgh.....	Cwt. qrs. lbs.	£ s. d.	£ s. d.	£ s. d.	£ s. d.	£ s. d.	£ s. d.	
Goderich.....	12 0 0	42 17 11	42 17 11	
Montreal.....	29 3 14	98 9 2	98 9 2	
Prescott.....	6,052 1 3	7,739 10 3	255 7 3	947 0 0	6,180 2 4	286 1 2	
Saugeen.....	12 2 23	40 10 2	40 10 2	
Toronto.....	25 2 25	63 6 1	63 6 1	
Other Ports.....	161 0 22	278 12 6	278 12 6	
Totals.....	147 3 26	354 1 7	30 2 5	947 0 0	323 19 2	
Totals.....	6,441 3 1	8,617 7 8	285 9 8	947 0 0	7,027 17 4	286 1 2	

No. 1.—GENERAL STATEMENT OF IMPORTS—Continued.

PORTS.	Total Quantity.	Total Value.	SUGAR, other kinds—IMPORTED FROM						United States.	Foreign Countries.
			Great Britain.		British Colonies.		North America.	West Indies.		
			£ s. d.	£ s. d.	£ s. d.	£ s. d.				
Dalhousie.....	Cwt. qrs. lbs.	£ s. d.	£ s. d.	£ s. d.	£ s. d.	£ s. d.	£ s. d.	£ s. d.	£ s. d.	
Hamilton.....	3 661 2 8	7 152 6 4	382 19 3	1 435 11 9			7 152 6 4	60 004 0 4	0 4 4	
Kingston.....	33 237 3 23	61 773 11 4					60 004 0 4	18 973 19 0	0 4 4	
London.....	9 942 2 24	18 973 19 0					21 077 13 8	21 077 13 8	0 8 8	
Montreal.....	11 351 3 3	21 077 13 8					56 744 3 2	328 1 3	13 4 4	
Quebec.....	132 481 2 18	206 956 8 3	646 1 6	24 482 11 7			127 794 13 4	24 700 3 11	21 443 9 0	
Stanley.....	25 565 1 18	49 270 15 9	88 0 3				7 531 7 8	65 296 10 10	0 10 0	
Toronto.....	42 712 1 23	78 940 16 10	27 4 0				13 644 6 0	2 359 17 10	453 17 3	
Other Ports.....	32 915 2 0	62 811 15 10					1 235 6 9			
Totals.....	295 905 2 9	514 487 14 8	1 094 5 0	97 541 19 3	2 687 19 1		391 266 5 1		21 897 6 3	

DRIED FRUITS.

PORTS.	Lbs.	£ s. d.	£ s. d.	£ s. d.	£ s. d.	£ s. d.	£ s. d.	£ s. d.
Kingston.....	61 543	1 521 8 5					1 376 16 9	2 154 17 9
London.....	80 323	2 154 17 9					12 338 15 1	9 561 6 0
Montreal.....	1 368 443	33 293 13 4	10 860 11 0	533 1 3			1 243 11 9	788 10 4
Quebec.....	199 703	4 500 11 1	1 439 15 0	1 028 14 0			7 508 6 1	382 11 11
Toronto.....	328 209	8 485 8 4	594 10 4				4 142 15 8	
Other Ports.....	136 906	4 166 17 2	12 3 4					
Totals.....	2 435 789	60 548 5 10	12 952 12 2	1 573 13 5			35 190 12 10	10 831 7 5

PIMENTO, ALLSPICE, PEPPER.

PORTS.	Lbs.	£ s. d.	£ s. d.	£ s. d.	£ s. d.	£ s. d.	£ s. d.
Kingston.....	24 875	592 15 7					592 15 7
London.....	13 011	319 17 11	103 7 0				216 10 11
Montreal.....	420 187	9 826 7 11	612 19 2	1 145 16 9	57 3 2		8 010 8 10
Quebec.....	66 207	1 555 10 3	234 9 11	17 10 0			1 303 10 4
Toronto.....	67 045	1 623 2 8	166 16 0				1 456 6 8
Other Ports.....	22 277	624 10 5	4 5 2	5 0 6			615 4 9
Totals.....	655 485	15 577 17 9	1 121 17 3	1 168 7 3	57 3 2		13 280 10 1

CASSIA, CINNAMON, CLOVES AND GINGER.

PORTS.	Lbs.	£ s. d.	£ s. d.	£ s. d.	£ s. d.	£ s. d.	£ s. d.
Kingston.....	3 196	135 17 4	32 11 3				103 6 1
London.....	1 188	48 11 10	32 14 6				15 17 4
Montreal.....	105 246	3 787 16 2	1 672 2 3	256 0 4			1 859 13 7
Quebec.....	16 152	401 5 9	115 19 11	19 5 0	50 13 10		315 7 0
Toronto.....	14 417	728 9 6	50 0 0				678 9 6
Other Ports.....	9 084	313 18 2	1 16 0	0 17 0			311 5 2
Totals.....	160 207	5 907 11 0	1 905 3 11	276 2 4	50 13 10		3 675 10 11

MACE AND NUTMEGS.

PORTS.	Lbs.	£ s. d.	£ s. d.	£ s. d.	£ s. d.	£ s. d.
Kingston.....	407	61 17 11	61 17 11			
London.....	532	93 19 9				93 19 9
Montreal.....	21 760	3 049 18 6	3 049 18 6			71 15 0
Quebec.....	4 115	550 14 8	478 19 8			201 12 8
Toronto.....	1 652	256 12 8	55 0 0			194 2 7
Other Ports.....	812	194 15 7	0 13 0			
Totals.....	29 502	4 253 4 2	3 645 16 1	0 13 0		606 15 1

No. 1.—GENERAL STATEMENT OF IMPORTS—Continued.

PORTS.	Total Quantity.	Total Value.	MACCARONI AND VERMICELLI—IMPORTED FROM							
			Great Britain.		British Colonies.		United States.		Foreign Countries.	
			£ s. d.	£ s. d.	North America.	West Indies.	£ s. d.	£ s. d.		
Dalhousie.....	Lbs. 325	£ 9 4 2					£ 9 4 2			
Hamilton.....	560	15 13 11					15 13 11			
Montreal.....	24,356	470 8 0	446 4 0				4 4 0		20 0 0	
Quebec.....	2,129	33 6 6	1 0 0				32 6 6			
Toronto.....	697	11 10 2					11 10 2			
Other Ports.....	506	16 14 3					16 14 3			
Totals.....	28,573	556 17 0	447 4 0				89 13 0		20 0 0	
OTHER SPICES.										
Bytown.....	Lbs. 11	£ 1 15 0							£ 1 15 0	
Cobourg.....	94	4 0 4						4 0 4		
Pictou.....	48	3 0 0						3 0 0		
Prescott.....	56	2 8 5						2 8 5		
Stamford.....	26	1 5 5						1 5 5		
Windsor.....	124	4 18 9						4 18 9		
Other Ports.....	106	4 7 5						4 7 5		
Totals.....	465	21 15 4							21 15 4	

VINEGAR.

PORTS.	Galls.	£ s. d.	£ s. d.	£ s. d.	£ s. d.	£ s. d.	£ s. d.	£ s. d.	£ s. d.
Hamilton.....	4,084	235 18 4	20 7 7						138 11 8
Kingston.....	1,322	127 7 9							21 0 7
London.....	1,589	4,315 13 1	434 15 5						17 1 3
Montreal.....	88,023	612 15 2	16 11 9						2,244 17 3
Quebec.....	14,143	202 18 9	85 3 5						131 0 0
Toronto.....	5,544	429 10 10	43 16 4						117 15 4
Other Ports.....	11,530	6,068 8 9	698 1 2						343 16 1
Totals.....	127,939			2 10 9					3,065 18 2
									2,301 18 8

TEA.

PORTS.	Lbs.	£ s. d.	£ s. d.	£ s. d.	£ s. d.	£ s. d.	£ s. d.	£ s. d.	£ s. d.
Bytown.....	218,531	14,482 5 6	70 18 8						14,482 5 6
Hamilton.....	720,778	72,290 6 2	465 3 10						71,709 7 6
Kingston.....	303,783	23,851 5 10							23,386 2 0
London.....	310,689	29,756 14 9							29,756 14 9
Montreal.....	2,299,058	142,173 1 2	6,057 16 8						122,769 8 8
Quebec.....	656,240	40,273 3 1	9,244 0 9						30,407 1 10
Toronto.....	985,698	90,645 5 11	188 17 8						90,456 8 3
Other Ports.....	1,103,604	102,790 10 0	529 14 5						101,147 3 7
Totals.....	6,714,367	524,574 10 3	16,556 12 0						492,288 10 6
				5,758 5 3					10,021 2 6

TOBACCO, Manufactured.

PORTS.	Lbs.	£ s. d.	£ s. d.	£ s. d.	£ s. d.	£ s. d.	£ s. d.	£ s. d.	£ s. d.
Hamilton.....	394,900	18,407 10 8							18,407 10 8
Kingston.....	168,440	7,232 1 0							7,232 1 0
London.....	180,194	8,320 16 8							8,320 16 8
Montreal.....	906,252	30,677 3 11	31 2 6						30,605 11 2
Quebec.....	187,241	6,587 7 8							6,587 7 8
Toronto.....	464,161	20,728 15 10							20,728 15 10
Other Ports.....	678,131	32,524 18 6	4 5 2						31,569 8 9
Totals.....	3,053,869	127,698 8 8	35 7 8						126,671 6 2
				951 4 7					40 10 3

No. 1.—GENERAL STATEMENT OF IMPORTS—Continued.

PORTS.	Total Quantity.	Total Value.	TOBACCO, Unmanufactured—IMPORTED FROM					
			Great Britain.		British Colonies.		United States.	Foreign Countries.
			£ s. d.	£ s. d.	North America.	West Indies.		
Chippawa.....	Lbs. 1,852	£ s. d. 132 17 3	£ s. d.	£ s. d.	£ s. d.	£ s. d.	£ s. d.	
Fort Erie.....	731	68 16 10	
Hamilton.....	18,098	1,160 6 5	
London.....	2,743	200 9 1	
Montreal.....	4,465	265 12 1	
Toronto.....	9,028	729 3 7	
Other Ports.....	4,609	337 16 7	6 0 0	3 16 0	
Totals.....	41,526	2,895 1 10	6 0 0	3 16 0	
* LEATHER MANUFACTURES, Boots and Shoes.								
Dover.....	£ s. d. 1,780 8 7	£ s. d.	£ s. d.	£ s. d.	£ s. d.	£ s. d.	
Hamilton.....	4,675 6 7	
London.....	2,381 16 3	
Montreal.....	940 0 0	232 1 6	
Stamford.....	1,411 16 3	
Toronto.....	5,146 3 2	8 7 11	
Other Ports.....	16,204 9 1	69 7 0	119 3 0	
Totals.....	32,539 19 11	309 16 5	119 3 0	

* LEATHER MANUFACTURES, other than Boots and Shoes.

Hamilton.....	£ s. d. 6,926 18 0	£ s. d. 1,607 1 2	£ s. d.	£ s. d.	£ s. d.	£ s. d.	£ s. d.	
Kingston.....	1,569 11 9	255 7 8	
London.....	1,912 1 11	178 3 6	
Montreal.....	10,393 3 1	6,500 9 3	
Quebec.....	808 1 0	566 3 5	
Toronto.....	4,918 6 6	1,701 16 4	
Other Ports.....	4,206 8 8	62 11 4	5 0 0	
Totals.....	29,834 10 11	10,871 12 8	5 0 0	
* MANUFACTURES OF INDIA RUBBER.								
Brantford.....	£ s. d. 314 3 9	£ s. d. 6 0 0	£ s. d.	£ s. d.	£ s. d.	£ s. d.	£ s. d.	
Hamilton.....	904 19 2	193 18 3	
Kingston.....	180 15 7	1 8 6	
London.....	145 15 1	
Montreal.....	1,627 4 6	673 16 1	
Quebec.....	331 15 7	
Toronto.....	620 14 10	1 0 9	
Other Ports.....	951 15 7	37 19 7	0 11 3	
Totals.....	5,077 4 1	914 3 2	0 11 3	
ALE AND BEER.								
Hamilton.....	Galls. 10,000	£ s. d. 838 16 5	£ s. d.	£ s. d.	£ s. d.	£ s. d.	£ s. d.	
Kingston.....	4,670	350 19 7	
London.....	6,128	483 10 10	
Montreal.....	352,810	22,051 9 2	
Quebec.....	17,300	3,028 3 6	
Toronto.....	20,116	2,507 4 10	
Windsor.....	11,328	816 12 7	
Other Ports.....	13,612	945 14 10	70 12 7	
Totals.....	455,964	31,022 11 9	28,870 12 5	

No. 1.—GENERAL STATEMENT OF IMPORTS—Continued.

P O R T S .	Total Quantity.	Total Value.	BLACKING—IMPORTED FROM					
			Great Britain.	British Colonies.		United States.	Foreign Countries.	
				North America.	West Indies.			
		£ s. d.	£ s. d.	£ s. d.	£ s. d.	£ s. d.	£ s. d.	
Hamilton.....		334 19 7	1 10 10			333 8 9		
Kingston.....		88 10 1				88 10 1		
London.....		81 14 5				81 14 5		
Montreal.....		1,599 8 0	591 10 6			1,007 17 6		
Quebec.....		286 6 1	13 7 1			272 19 0		
Toronto.....		315 13 7				315 13 7		
Other Ports.....		231 0 10				231 0 10		
Totals.....		2,937 12 7	606 8 5			2,331 4 2		
* BROOMS.								
Brockville.....		290 3 6				290 3 6		
Hamilton.....		1,150 2 8				1,150 2 8		
Kingston.....		562 9 11				562 9 11		
Montreal.....		1,262 5 0				1,262 5 0		
Siamford.....		327 19 5				327 19 5		
Toronto.....		402 10 0	1 12 0			402 10 0		
Other Ports.....		1,178 12 0				1,177 0 0		
Totals.....		5,174 2 6	1 12 0			5,172 10 6		

Entered for Duty previous to the Act 19 Vic. Cap. 10, coming into operation.

CIDER.

	Galls.	£ s. d.	£ s. d.	£ s. d.	£ s. d.	£ s. d.
Hamilton.....	2,200	55 8 6				55 8 6
London.....	1,194	61 8 0				61 8 0
Montreal.....	6 181	154 12 6				154 12 6
Queenston.....	2,595	47 3 0				47 3 0
Toronto.....	2,850	57 0 0				57 0 0
Whitby.....	984	27 18 4				27 18 4
Other Ports.....	4,327	135 0 11	2 10 0			132 10 11
Totals.....	20,331	538 11 3	2 10 0			536 1 3

COCOA AND CHOCOLATE.

	£ s. d.	£ s. d.	£ s. d.	£ s. d.	£ s. d.
Burwell.....	7 5 2				7 5 2
Dalhousie.....	8 15 2				8 15 2
Hamilton.....	101 12 3				101 12 3
Quebec.....	24 6 0				22 8 8
Toronto.....	121 3 11				121 3 11
Other Ports.....	17 17 8				17 17 8
Totals.....	231 0 2				279 2 10

FISH.

	£ s. d.	£ s. d.	£ s. d.	£ s. d.	£ s. d.
Burwell.....	4 0 9				4 0 9
London.....	44 10 7				44 10 7
Quebec.....	162 18 9				162 18 9
Siamford.....	156 5 11				156 5 11
Totals.....	367 16 0	49 19 4			204 17 3

No. 1.—GENERAL STATEMENT OF IMPORTS—Continued.

PORTS.	Total Quantity.	Total Value.	LUMBER OR PLANK—IMPORTED FROM						Foreign Countries.
			Great Britain.		British Colonies.		United States.		
			£ s. d.	£ s. d.	North America.	West Indies.	£ s. d.	£ s. d.	
Clarenceville.....		£ 115 0	£ s. d.	£ s. d.	£ s. d.	£ s. d.	£ s. d.	£ s. d.	
Quebec.....		437 3 1	64 11 10	69 0 0	303 11 3	88 16 9	250 0 5		
Stamford.....		88 16 9							
Toronto.....		250 0 5							
Totals.....		777 15 3	64 11 10	69 0 0	644 3 5				
CANDLES.									
Hamilton.....		£ 2 033 4 9	£ s. d.	£ s. d.	£ s. d.	£ s. d.	£ s. d.	£ s. d.	
Kingston.....		1,558 5 2	156 8 4		1,359 7 4	1,876 16 5			
Montreal.....		12 194 6 1	198 17 10		989 13 1	748 17 3	27 19 6		
Québec.....		4,521 14 11	11 176 13 6		748 17 3	808 4 9	247 3 2		
Toronto.....		1,668 15 4	3 525 14 6		808 4 9	828 14 9			
Windsor.....		828 14 9	860 10 7		4,888 12 10				
Other Ports.....		5,100 3 6	141 5 10	70 4 10					
Totals.....		27,905 4 6	16,059 10 7	70 4 10	11,500 6 5			275 2 8	

CARPETS.

PORTS.	Total Quantity.	Total Value.	CLOCKS AND WATCHES.						Foreign Countries.
			Great Britain.		British Colonies.		United States.		
			£ s. d.	£ s. d.	North America.	West Indies.	£ s. d.	£ s. d.	
Hamilton.....		£ 3 657 7 3	£ s. d.	£ s. d.	£ s. d.	£ s. d.	£ s. d.	£ s. d.	
Kingston.....		1,729 17 5	3 424 11 8		232 15 7	1,052 0 5	245 14 4		
London.....		455 4 11	1,718 15 6		11 1 11	568 15 4			
Montreal.....		18 083 16 2	437 8 8		17 16 3	2,575 5 5	650 0 0		
Québec.....		1,640 3 6	16 995 14 8		956 2 2	654 3 11	25 0 3		
Stamford.....		768 17 9	1,640 3 6		768 17 9	442 16 11	748 9 0		
Toronto.....		7 960 16 6	4 306 8 1		3,654 8 5	4 697 15 10			
Other Ports.....		1,659 8 10	1,307 18 1		351 10 9	2,982 0 8			
Totals.....		35,955 12 4	29,831 0 2		5,992 12 10	15,414 1 3		1,669 3 7	
CLOTHES, Ready made.									
Hamilton.....		£ 7 945 12 2	£ s. d.	£ s. d.	£ s. d.	£ s. d.	£ s. d.	£ s. d.	
Kingston.....		4 693 7 2	674 11 2		7,271 1 0	5,812 14 0	11 0 0		
London.....		8 494 9 11	4 039 3 5		654 3 9	98 19 5	179 5 8		
Montreal.....		1,688 0 0	2,681 15 11		3 0 0	161 8 11			
Québec.....		2 407 5 8	1 575 0 7		4 0 0	3 513 11 1			
Stamford.....		3 513 11 1	2 062 11 1		77 9 9	2 325 16 10			
Toronto.....		16 775 4 7	14 449 7 9		84 9 9	5 993 8 5			
Other Ports.....		8 620 7 11	2 549 9 9		25 831 3 5				
Totals.....		54,137 18 6	28,031 19 8	84 9 9	190 5 8				

No. 1.—GENERAL STATEMENT OF IMPORTS—Continued.

PORTS.	Total Quantity.	Total Value.	COMBS AND BRUSHES—IMPORTED FROM						
			Great Britain.		British Colonies.		United States.		Foreign Countries.
			£ s. d.	£ s. d.	North America.	West Indies.	£ s. d.	£ s. d.	
Hamilton.....		2,277 15 7	190 11 2				2,087 4 5		
Kingston.....		923 3 1	169 18 2				753 4 11		
London.....		347 15 5	60 16 8				3,195 0 0		
Montreal.....		4,281 0 0	1,086 0 0				227 1 6		
Quebec.....		555 14 10	328 13 4				1,943 6 7		
Toronto.....		3,139 4 3	1,195 17 8		4 0 1		1,505 14 3		
Other Ports.....		1,552 7 4	42 13 0						
Totals.....		13,077 0 6	3,074 10 0	4 0 1			9,998 10 5		
CORKS.									
Dalhousie.....		168 0 8					168 0 8		
Hamilton.....		365 5 4					334 15 2	30 10 2	
Montreal.....		2,053 12 0	192 4 11				383 5 1	1,478 2 0	
Quebec.....		589 9 8	37 12 2				172 18 10	378 18 8	
Toronto.....		430 18 2	12 15 6				405 7 2	12 15 6	
Other Ports.....		320 4 4					220 4 4		
Totals.....		3,827 10 2	242 12 7				1,684 11 3	1,900 6 4	

COTTON.

Belleville.....		8 366 6 11					4,033 19 0	
Bytown.....		9,151 14 6	4 332 7 11				618 0 9	
Hamilton.....		299 985 5 6	8 533 13 9				87,388 2 11	15,507 2 7
Kingston.....		23 882 18 2	247 090 0 0				4 794 0 4	
London.....		43 541 2 9	19 088 17 10				7 584 6 5	
Montreal.....		489 240 4 6	35 976 16 4				47 811 16 5	595 5 10
Quebec.....		77 969 3 8	440 603 0 2		230 2 1		4 558 11 10	
Stamford.....		7 183 8 3	73 310 11 10				7 183 8 3	
Toronto.....		250,006 13 11	925,753 12 3				23 035 19 11	217 1 9
Other Ports.....		48,006 18 9	15,933 18 7		1,276 18 8		30,796 1 6	
Totals.....		1,257,233 16 11	1,071,622 18 8	1,507 0 9			167,784 7 4	16,319 10 2
DRUGS AND MEDICINE.								
Hamilton.....		6 798 17 6	287 8 7				6 511 8 11	
Kingston.....		1,972 19 3	12 0 10				1 960 18 5	
London.....		5 184 2 9	21 11 10				5 162 10 11	438 6 4
Montreal.....		27 412 19 5	13,881 3 6				13 093 9 7	
Newcastle.....		2 251 5 0					2 251 5 0	
Quebec.....		2 753 10 2	1,431 10 2				1 241 4 6	80 15 6
Stamford.....		1 688 7 9					1 688 7 9	
Toronto.....		12 713 5 7	4 369 8 0				8 261 11 2	82 6 5
Other Ports.....		13,901 3 11	204 1 4		47 4 10		13,649 17 9	
Totals.....		74,676 11 4	20,207 4 3	47 4 10			53,820 14 0	601 8 3

No. 1.—GENERAL STATEMENT OF IMPORTS—Continued.

PORTS.	Total Quantity.	EARTHENWARE AND CROCKERY—IMPORTED FROM											
		Total Value.		Great Britain.		British Colonies.		United States.		Foreign Countries.			
		£	s. d.	£	s. d.	£	s. d.	£	s. d.	£	s. d.		
Dundas.....		887	0 6	866	11 11					20	8 7	342	1 9
Hamilton.....		4,726	11 2	4,181	12 3					202	17 2	158	3 0
Kingston.....		721	0 5	562	17 5					610	7 7	325	5 8
London.....		3,238	19 6	2,325	18 5					36	6 0	116	17 8
Montreal.....		39,497	8 9	39,667	12 7					2,490	14 5	3,729	18 8
Quebec.....		6,692	0 3	6,588	16 7					95	7 3		
Toronto.....		9,735	5 1	6,321	16 1								
Other Ports.....		5,525	16 6	1,700	10 7								
Totals.....		71,024	2 2	61,565	15 10	95	7 3						1,788 18 0

FANCY GOODS.				
	£	s. d.	£	s. d.
Belleville.....	1,587	2 11	482	1 6
Cobourg.....	1,322	9 10	1,157	16 10
Hamilton.....	2,266	7 5	764	12 3
Kingston.....	1,863	17 3	680	5 0
Montreal.....	100,947	3 7	81,016	12 11
Quebec.....	3,289	5 10	2,595	17 7
Toronto.....	38,379	11 6	21,608	19 10
Other Ports.....	6,172	12 1	1,179	11 7
Totals.....	155,828	10 5	109,455	17 6

FUR.

	£	s. d.	£	s. d.	£	s. d.	£	s. d.
Hamilton.....	5,782	1 11	1,653	0 7	3,649	19 8		479 1 8
Kingston.....	2,383	11 8	1,117	6 0	1,266	5 8		
London.....	479	12 9	123	2 3	356	10 6		
Montreal.....	24,023	1 2	21,583	7 11	1,990	6 0		487 7 3
Quebec.....	1,082	9 6	702	0 3	380	9 3		
Toronto.....	6,317	14 6	4,765	13 1	1,552	1 5		
Other Ports.....	2,324	10 1	82	9 5	2,206	19 5		
Totals.....	42,393	1 7	29,976	19 6	11,402	11 11		966 8 11

GLASS.

	£	s. d.	£	s. d.	£	s. d.	£	s. d.
Hamilton.....	2,739	15 7	648	7 7	915	7 0		1,176 1 0
Kingston.....	482	14 10	193	6 0	289	8 10		
London.....	19,604	13 1	5,270	0 5	685	2 3		13,749 10 5
Montreal.....	685	17 1			685	17 1		
Quebec.....	2,133	3 1	393	11 9	81	3 3		1,658 8 1
Toronto.....	3,756	5 5	1,246	0 0	1,642	16 0		867 9 5
Other Ports.....	2,363	13 11	356	18 8	1,705	10 7		291 19 11
Totals.....	31,766	3 0	8,108	4 5	5,905	5 0		17,743 8 10

GLASSWARE.

	£	s. d.	£	s. d.	£	s. d.	£	s. d.
Hamilton.....	5,872	19 10	945	6 2	4,524	2 6		403 11 2
Kingston.....	961	2 0	170	13 8	771	8 0		19 0 4
London.....	2,175	15 5	174	0 8	1,970	0 5		31 14 4
Montreal.....	15,000	2 3	8,572	18 9	3,885	3 6		2,562 0 0
Quebec.....	3,685	2 5	2,910	6 10	675	1 8		87 6 11
Stamford.....	880	15 5			880	15 5		
Toronto.....	9,938	13 2	1,776	12 4	1,642	16 0		8,162 0 10
Other Ports.....	6,425	17 5	213	13 0	6,206	13 5		
Totals.....	44,940	7 11	14,763	11 5	27,075	5 9		3,083 12 9

No. 1.—GENERAL STATEMENT OF IMPORTS—Continued.

PORTS.	Total Quantity.	Total Value.	GUNPOWDER—IMPORTED FROM						Foreign Countries.	
			Great Britain.		British Colonies.		United States.			
			£ s. d.	£ s. d.	North America	West Indies.				£ s. d.
Bruce.....		£ s. d.	£ s. d.	£ s. d.	£ s. d.	£ s. d.	£ s. d.	£ s. d.	£ s. d.	
Bytown.....		590 0 0	0 19 9				590 0 0			
Montreal.....		1,045 0 0	481 14 7				1,045 0 0			
Quebec.....		7,989 0 0	301 2 8				466 0 0			
Toronto.....		759 6 4	1,656 9 9				520 7 2			
Other Ports.....		1,131 17 11	825 1 7				496 13 1			
		660 19 0	707 2 10							
			257 3 7							
Totals.....		12,156 3 3	4,229 14 9	30 2 2			3,118 0 3			
HATS AND CAPS, other than Fur.										
Bytown.....		£ s. d.	£ s. d.	£ s. d.	£ s. d.	£ s. d.	£ s. d.	£ s. d.	£ s. d.	£ s. d.
Hamilton.....		1,739 2 9	0 19 9				1,738 3 0			
Kingston.....		14,023 10 6	481 14 7				13,434 11 8			107 4 3
London.....		2,616 9 8	301 2 8				2,315 7 0			
Montreal.....		6,204 17 0	1,656 9 9				6,204 17 0			
Quebec.....		7,289 12 6	3,289 4 11				5,608 15 9			24 7 0
Toronto.....		3,289 4 11	1,448 15 8				2,464 3 4			
Stamford.....		1,448 15 8	10,669 14 5				1,448 15 8			
Other Ports.....		10,669 14 5	14,757 8 9				9,962 11 7			35 7 9
			257 3 7				14,434 15 3			
Totals.....		62,038 16 2	4,229 14 9	30 2 2			57,612 0 3			166 19 0

HOSIERY.

	£ s. d.	£ s. d.	£ s. d.	£ s. d.	£ s. d.	£ s. d.	* INDIA RUBBER.		£ s. d.	
							£ s. d.	£ s. d.		
Hamilton.....	1,160 14 6	1,160 14 6					£ s. d.	£ s. d.	£ s. d.	
Montreal.....	35,611 19 3	34,455 11 7					1,770 8 0	1,156 7 8		
Quebec.....	1,938 8 8	1,681 7 5					2,279 14 5		257 1 3	
Toronto.....	4,315 1 11	4,314 7 11					1,365 13 1	0 14 0		
Other Ports.....	2,692 19 4	2,373 10 9					583 3 1	319 8 7		
Totals.....	45,719 3 8	43,985 12 2					1,172 14 1	1,476 10 3	257 1 3	
* INDIA RUBBER.										
Hamilton.....	£ s. d.	£ s. d.	£ s. d.	£ s. d.	£ s. d.	£ s. d.	£ s. d.	£ s. d.	£ s. d.	£ s. d.
Montreal.....	1,770 8 0	71 0 0					1,770 8 0			
Quebec.....	2,850 14 5	52 3 6					2,279 14 5			
Toronto.....	1,417 16 7						1,365 13 1			
Other Ports.....	1,583 3 1						583 3 1			
	1,172 14 1						1,172 14 1			
Totals.....	7,294 16 2	123 3 6					7,171 12 8			

IRON AND HARDWARE.

	£ s. d.	£ s. d.	£ s. d.	£ s. d.	£ s. d.	£ s. d.	£ s. d.	£ s. d.	£ s. d.	£ s. d.
Cobourg.....	14,630 19 8	4,521 17 11					10,109 1 9			
Hamilton.....	101,595 11 4	42,639 7 4					58,956 1 9			351 2 3
Kingston.....	11,056 12 2	2,925 4 9					8,059 12 9			71 14 8
London.....	24,313 17 3	2,863 5 1					21,450 12 2			
Montreal.....	205,372 14 4	152,676 5 5					47,604 3 5			5,092 5 6
Quebec.....	36,175 7 2	28,449 19 5					6,616 12 5			1,097 15 2
Toronto.....	7,210 15 11	44,878 7 8					7,210 15 11			
Stamford.....	134,282 2 6	44,878 7 8					89,254 18 0			148 16 10
Other Ports.....	102,283 17 3	7,292 15 10					94,689 10 4			
Totals.....	645,853 16 9	288,191 12 4					350,487 12 9			6,862 0 5

* Entered for Duty previous to the Act 19 Vic. Cap. 10, coming into operation.

No. 1.—GENERAL STATEMENT OF IMPORTS—Continued.

PORTS.	Total Quantity.	Total Value.	JEWELRY AND PLATE—IMPORTED FROM						
			Great Britain.		British Colonies.		United States.		Foreign Countries.
			£ s. d.	£ s. d.	North America.	West Indies.	£ s. d.	£ s. d.	
Hamilton.....		9,554 15 0	3,999 2 6				4,858 11 1	697 1 5	
Kingston.....		623 16 3	90 7 10				533 8 5		
London.....		1,109 8 5	168 2 8				941 5 9		
Montreal.....		27,201 4 1	18,216 5 6				8,066 13 1	918 5 6	
Quebec.....		2,263 4 3	1,574 5 2				387 18 3	301 0 10	
Toronto.....		7,531 1 10	3,233 17 1				4,297 4 9		
Other Ports.....		3,001 16 4	476 10 0			1 4 6	2,524 1 10		
Totals.....		51,285 6 2	27,758 10 9	1 4 6			21,609 3 2	1,916 7 9	

LACE GOODS.

	£ s. d.	£ s. d.	£ s. d.	£ s. d.	£ s. d.	£ s. d.
Hamilton.....	1,362 6 11	975 13 5				386 13 6
Kingston.....	495 0 4	492 12 4				2 8 0
Montreal.....	8,073 0 0	8,046 9 2				26 10 0
Quebec.....	623 13 8	603 17 8				
Toronto.....	3,006 6 11	2,952 6 0				54 0 11
Other Ports.....	437 0 11	352 4 10				84 16 1
Totals.....	13,997 8 9	13,423 3 5				554 9 4

* LEATHER, BOOTS AND SHOES.

	£ s. d.	£ s. d.	£ s. d.	£ s. d.	£ s. d.	£ s. d.
Dover.....	1,334 0 0	90 9 1				1,334 0 0
Hamilton.....	16,247 19 9	126 9 2				16,157 10 8
Kingston.....	5,976 18 8	747 18 9				5,880 9 6
London.....	4,196 14 11	176 5 1				2,781 10 10
Montreal.....	1,256 17 9	4,794 4 8				1,080 12 8
Quebec.....	4,794 4 8	14 5 5				4,794 4 8
Stamford.....	26,380 4 9	1,766 11 6				26,283 0 6
Toronto.....	33,503 12 5	2,921 19 0				31,706 10 8
Other Ports.....		30 10 3				
Totals.....	93,690 12 11	2,921 19 0	30 10 3			89,987 19 6

* LEATHER, other than Boots and Shoes.

	£ s. d.	£ s. d.	£ s. d.	£ s. d.	£ s. d.
Hamilton.....	4,243 2 0	552 12 3			3,528 18 3
Kingston.....	252 5 9	20 8 9			252 5 9
London.....	2,287 12 4	1,393 6 4			2,267 3 0
Montreal.....	2,892 6 4	413 12 2			1,499 0 0
Quebec.....	891 17 9	1,745 8 1			478 5 7
Stamford.....	953 19 3	21 13 6			953 19 3
Toronto.....	6,212 12 8	4,147 1 1			4,044 13 6
Other Ports.....	3,742 12 2				3,720 18 8
Totals.....	21,576 8 3	4,147 1 1			16,745 4 7

LEATHER, Tanned.

	£ s. d.	£ s. d.	£ s. d.	£ s. d.	£ s. d.
Dundas.....	2,179 6 2	1,679 10 0			2,179 6 2
Hamilton.....	9,274 9 4	464 17 10			5,900 0 10
Kingston.....	3,697 1 3				3,071 17 9
London.....	1,859 11 8				1,859 11 8
Montreal.....	53,610 11 3	20,336 14 7	159 1 6		25,557 9 7
Quebec.....	4,651 4 7	3,453 12 8			857 8 9
Toronto.....	13,172 13 4	1,257 12 3			11,297 12 0
Other Ports.....	15,749 5 0	202 12 0	61 15 6		15,484 17 6
Totals.....	104,194 2 7	27,424 19 4	220 17 0		66,208 4 3

* Imported previous to the Act 19 Vic. Cap. 10 coming into operation.

No. 1.—GENERAL STATEMENT OF IMPORTS—Continued.

PORTS.	Total Quantity.	Total Value.	LINEN—IMPORTED FROM						Foreign Countries.
			Great Britain.		British Colonies.		United States.		
			£ s. d.	£ s. d.	North America.	West Indies.	£ s. d.	£ s. d.	
Hamilton.....		8,419 11 6	7,931 3 1				488 8 5		
Kingston.....		2,422 7 3	2,361 13 4				60 13 11		
London.....		1,826 2 10	1,455 19 9				370 3 1		
Montreal.....		55,827 8 1	53,480 2 10				2,142 19 7	204 5 8	
Quebec.....		6,717 19 6	6,680 16 1				37 3 5		
Toronto.....		20,185 4 11	19,750 14 10				434 10 1		
Other Ports.....		4,696 4 4	3,274 18 0				1,421 6 4		
Totals.....		100,094 18 5	94,935 7 11				4,955 4 10	204 5 8	
MACHINERY.									
Hamilton.....		30,302 15 6	24,749 11 9				5,553 3 9		
London.....		6,086 17 2					6,686 17 2		
Montreal.....		29,968 3 11	21,605 18 1				8,362 5 10		
Paris.....		8,209 17 11					8,209 17 11		
Quebec.....		3,396 16 8	1,171 15 7				2,225 1 1		
Stamford.....		20,606 10 6	359 16 0				20,606 10 6		
Toronto.....		6,877 2 6	19 4 9				6,317 6 6		
Other Ports.....		28,208 7 9					28,189 3 0		
Totals.....		134,056 11 11	47,906 6 2				86,150 5 9		

MUSICAL INSTRUMENTS.

Hamilton.....		3,324 12 11	544 3 11				2,479 4 9		301 4 3
Kingston.....		1,317 13 2	50 17 1				1,280 1 6		37 11 8
London.....		1,273 4 0	1,195 7 6				1,222 6 11		
Montreal.....		7,859 0 0	738 4 8				6,340 12 6		323 0 0
Quebec.....		2,489 2 3					582 18 6		1,167 19 1
Stamford.....		1,017 9 1	508 2 9				1,017 9 1		64 0 9
Toronto.....		16,832 16 3	57 11 3				16,260 12 9		
Other Ports.....		6,373 9 0					6,315 17 9		
Totals.....		40,487 6 8	3,094 7 2				35,499 3 9		1,893 15 9

OIL.

Gallons.	£ s. d.	£ s. d.	£ s. d.	£ s. d.	£ s. d.	£ s. d.	£ s. d.	
								£ s. d.
Hamilton.....	3,918 0 8	1,629 13 1					2,240 15 7	
Kingston.....	1,423 18 8	358 8 1					1,052 2 10	
London.....	900 9 1	112 10 0					717 9 7	
Montreal.....	228,864	30,487 12 3					7,917 13 7	
Quebec.....	25,432	5,106 7 6					261 0 10	
Toronto.....	17,005	4,757 15 0					3,940 16 9	
Other Ports.....	22,187	5,332 15 8					4,650 1 3	
Totals.....	319,235	65,603 1 6	39,081 1 7	50 11 6	50 11 6		20,780 0 5	
								5,691 8 0

OIL CLOTH.

Hamilton.....		1,465 12 9	1,036 2 2				379 10 7		
Kingston.....		439 19 1	329 2 8				110 16 5		
London.....		288 12 11	94 11 2				194 1 9		
Montreal.....		5,735 0 0	5,211 16 6				468 1 3		55 2 3
Quebec.....		1,189 16 11	1,114 13 10				75 3 1		
Toronto.....		1,693 6 5	1,444 5 7				249 0 10		
Other Ports.....		1,290 19 6	150 19 2				1,129 15 4		
Totals.....		12,103 7 7	9,431 11 1	10 5 0	10 5 0		2,606 9 3		55 2 3

No. 1. GENERAL STATEMENT OF IMPORTS—Continued.

PORTS.	Total Quantity.	Total Value.	PAINTS AND COLOURS—IMPORTED FROM								
			Great Britain.		British Colonies.		United States.	Foreign Countries.			
			£ s. d.	£ s. d.	North America.	West Indies.			£ s. d.	£ s. d.	
HAMILTON.....		2,896 6 0	1,296 10 11			1,599 15 1		1,599 15 1			
LONDON.....		2,108 2 5	118 8 9			1,989 13 8		1,989 13 8			
MONTREAL.....		37,704 1 10	35,760 5 2			1,544 16 8		1,544 16 8			
QUEBEC.....		8,109 13 5	6,662 11 8			1,440 4 10		1,440 4 10			
TORONTO.....		9,286 15 10	3,470 1 5			5,816 14 5		5,816 14 5			
Other Ports.....		5,184 10 7	713 3 6		34 5 0	4,437 2 1		4,437 2 1			
Totals.....		65,289 10 1	48,021 1 5		34 5 0	16,828 6 9		16,828 6 9			405 16 11
PAPER.											
HAMILTON.....		2,745 7 4	196 3 8			2,549 3 8		2,549 3 8			
LONDON.....		719 4 2				719 4 2		719 4 2			
MONTREAL.....		5,194 15 2	3,556 10 11			1,638 7 10		1,638 7 10			
PRESCOTT.....		536 14 10				536 14 10		536 14 10			
QUEBEC.....		944 7 2	531 0 4			306 10 10		306 10 10			
TORONTO.....		4,966 1 1	917 16 7			4,048 4 6		4,048 4 6			
Other Ports.....		2,946 13 2	205 4 1		1 17 9	2,739 11 4		2,739 11 4			
Totals.....		18,053 2 11	5,406 15 7		1 17 9	11,981 17 2		11,981 17 2			712 12 5

PAPER HANGINGS.

HAMILTON.....		£ 580 2 5	£ 774 1 2	£ 1,806 1 3	£ 1,806 1 3	£ 39 0 0	£ 39 0 0
KINGSTON.....		970 19 1		970 19 1	970 19 1		
LONDON.....		2,153 3 8	562 9 4	1,590 14 4	1,590 14 4		
MONTREAL.....		3,882 0 0	2,928 0 0	915 0 0	915 0 0		
QUEBEC.....		1,727 3 11	406 2 9	994 3 4	994 3 4		
TORONTO.....		6,421 9 5	2,622 13 0	3,798 16 5	3,798 16 5		
Other Ports.....		6,634 16 4	137 5 8	6,497 10 8	6,497 10 8		
Totals.....		24,369 14 10	7,430 11 11	14 3 11	16,543 5 1		381 13 11

PARASOLS AND UMBRELLAS.

HAMILTON.....		£ 1,195 10 9	£ 394 9 1	£ 635 17 11	£ 635 17 11	£ 165 3 9	£ 165 3 9
KINGSTON.....		629 11 1	513 4 7	116 6 6	116 6 6		
LONDON.....		911 7 11	325 10 6	585 17 5	585 17 5		
MONTREAL.....		2,592 0 0	2,344 19 0	247 1 0	247 1 0		
QUEBEC.....		1,046 16 0	863 13 4	183 2 8	183 2 8		
TORONTO.....		929 9 5	680 9 7	248 19 10	248 19 10		
Other Ports.....		1,687 14 6	382 15 4	1,304 19 2	1,304 19 2		
Totals.....		8,992 9 8	5,505 1 5	3,322 4 6	3,322 4 6		165 3 9

PERFUMERY.

HAMILTON.....		£ 236 9 5	£ 27 19 1	£ 202 17 5	£ 202 17 5	£ 33 12 0	£ 33 12 0
LONDON.....		589 13 4	1,633 6 8	561 14 3	561 14 3		
MONTREAL.....		2,832 0 6		908 12 9	908 12 9		
QUEBEC.....		876 1 7	511 17 8	223 7 2	223 7 2		
TORONTO.....		407 6 7	256 17 6	117 19 1	117 19 1		
Other Ports.....		474 5 7		474 5 7	474 5 7		
Totals.....		5,415 17 0	2,430 0 11	2,488 16 3	2,488 16 3		496 19 10

No. 1.—GENERAL STATEMENT OF IMPORTS—Continued.

PORTS.	Total Quantity.	Total Value.	PICKLES AND SAUCES—IMPORTED FROM					
			Great Britain.		British Colonies.		United States.	Foreign Countries.
			£ s. d.	£ s. d.	North America.	West Indies.		
Ham'ton.		825 6 4	510 19 1			271 3 11	43 3 4	
Kingston.		229 8 0	192 16 0			36 12 0		
Montreal.		5,014 10 10	3,858 13 8			249 15 1	906 2 1	
Quebec.		1,258 8 3	1,201 16 0			44 17 1	11 15 2	
Stamford		360 2 10				360 2 10		
Toronto.		1,083 9 4	786 2 10			277 9 10	19 16 8	
Other Ports.		394 5 4	66 19 9			327 5 7		
Totals		9,165 10 11	6,617 7 4			1,567 6 4	980 17 3	
SILK.								
Bytown		2,617 5 10	2,617 5 10			1,609 9 2	17,131 10 5	
Hamilton		57,728 9 10	38,987 10 3			546 10 11		
Kingston		6,801 13 0	6,255 2 1			253 18 3		
London.		6,449 10 3	6,195 12 0			2,255 12 2	1,515 13 11	
Montreal.		91,020 5 9	87,218 19 8			99 15 10	684 5 3	
Quebec		20,853 7 7	20,069 6 6			2,200 9 3		
Stamford		2,200 9 3				809 12 6	11,470 2 7	
Toronto		96,187 8 11	83,907 13 10			2,709 3 8		
Other Ports.		6,660 7 0	3,951 3 4					
Totals		290,518 17 5	249,232 13 6			10,484 11 9	30,801 12 2	

SOAP.

Chatham		507 0 10				507 0 10		
Kingston		541 12 0	74 7 1			461 8 5	5 16 6	
Montreal.		19,555 16 11	18,736 11 9			829 5 2		
Quebec		9,340 13 1	8,821 10 1			271 0 4	245 2 8	
Toronto.		577 17 6	372 10 8			225 6 10		
Other Ports.		3,896 16 0	212 15 6			3,592 3 9		
Totals		34,439 16 4	28,207 15 1			5,889 5 4	250 19 2	

* STARCH.

Hamilton.		853 19 0	14 12 10			839 6 2		
Kingston.		1,908 3 10	14 12 6			1,893 11 4		
Montreal.		7,484 10 6	2,932 5 2			4,552 5 4		
Quebec		1,059 14 5				1,059 14 5		
Toronto.		318 10 4				318 10 4		
Other Ports.		420 12 2	6 16 3			411 1 5		
Totals		12,045 10 3	2,968 6 9			9,074 9 0		

STATIONERY.

Hamilton.		6,083 12 4	2,512 11 7			3,571 0 9		
Kingston.		1,373 13 9	875 1 2			498 12 7		
London.		2,358 4 9	732 14 6			1,625 10 3		
Montreal.		28,923 1 8	23,631 17 11			4,310 8 1	980 15 8	
Quebec.		2,722 12 10	2,120 10 8			297 5 2	304 17 0	
Toronto.		6,824 12 7	3,185 7 0			3,404 7 1	234 18 6	
Other Ports.		3,523 7 4	355 15 6			3,167 8 10		
Totals		51,809 5 3	33,413 18 4			16,874 12 9	1,520 11 2	

* Imported previous to the Act 19 Vic. Cap. 10 coming into operation.

No. 1.—GENERAL STATEMENT OF IMPORTS—Continued.

PORTS.	Total Quantity.	Total Value.	STRAW GOODS—IMPORTED FROM							
			Great Britain.		British Colonies.		United States.		Foreign Countries.	
			£ s. d.	£ s. d.	North America.	West Indies.	£ s. d.	£ s. d.		
Cobourg.....		1,645 10 5	39 16 11			1,605 13 6				
Hamilton.....		8,193 6 5	3,409 15 0			4,783 11 5				
Kingston.....		1,823 10 6	519 17 0			1,303 13 6				
London.....		3,143 7 4	483 16 5			2,659 10 11				
Montreal.....		9,740 0 0	2,375 1 1			6,702 18 11		662 0 0		
Quebec.....		2,498 0 6	1,493 5 6			1,004 15 0				
Toronto.....		11,398 18 8	6,771 19 6			4,626 19 2				
Other Ports.....		11,265 9 11	533 16 8			10,731 13 3				
Totals.....		49,708 3 9	15,637 8 1			33,416 15 8			662 0 0	
SMALL WARES.										
Bytown.....		1,184 4 3	1,010 9 2			173 15 1				2,680 14 1
Hamilton.....		21,622 6 2	10,453 19 1			8,487 13 0				31 17 11
Kingston.....		1,386 3 9	1,247 2 10			107 3 0				77 11 0
London.....		4,007 3 1	1,131 10 10			2,798 1 3				486 14 3
Montreal.....		17,115 0 0	13,611 5 11			3,016 19 10				763 4 4
Quebec.....		12,353 5 5	10,896 13 2			693 7 11				901 17 5
Toronto.....		9,204 16 6	3,529 4 9			4,773 14 4				53 0 0
Other Ports.....		3,561 7 7	526 7 6			4 11 9				
Totals.....		70,434 6 9	42,406 13 3			23,029 2 9				4,993 19 0

TOBACCO PIPES.

PORTS.	Total Quantity.	Total Value.	TOBACCO PIPES.							
			Great Britain.		British Colonies.		United States.		Foreign Countries.	
			£ s. d.	£ s. d.	North America.	West Indies.	£ s. d.	£ s. d.		
Hamilton.....		813 12 9	605 13 4			177 15 5				30 4 0
Kingston.....		121 18 4	121 13 4			0 5 0				188 0 0
Montreal.....		5,776 15 1	5,583 13 7			5 1 6				8 15 0
Quebec.....		1,373 5 9	1,364 10 9							
Other Ports.....		207 7 7	46 13 0			7 4 0				
Totals.....		8,292 19 6	7,722 4 0			7 4 0				226 19 0
TOYS.										
Hamilton.....		205 5 9								
London.....		252 2 9								
Montreal.....		1,436 0 0	232 2 11			252 2 9				223 17 5
Quebec.....		390 8 0	20 15 4			979 19 8				335 18 8
Toronto.....		1,527 17 3	934 2 5			554 2 10				39 12 0
Other Ports.....		570 9 8	13 10 6			556 19 2				
Totals.....		4,382 3 5	1,300 11 2			2,562 4 2				599 8 1
TURPENTINE.										
Hamilton.....		1,534 15 4								
Kingston.....		277 16 10								
London.....		3,507 6 6	433 6 6			483 6 6				
Montreal.....		3,858 6 3	301 9 3			3,556 17 0				
Quebec.....		3,180 1 11	795 1 11			795 1 11				
Toronto.....		1,521 15 7	1,521 15 7			1,521 15 7				
Other Ports.....		5,468 17 5	652 17 5			652 17 5				
Totals.....		9,073 19 10	301 9 3			8,772 10 7				

No. 1.—GENERAL STATEMENT OF IMPORTS—Continued.

PORTS.	Total Quantity.	Total Value.	WOOD—IMPORTED FROM								
			Great Britain.		British Colonies.		United States.		Foreign Countries.		
			£ s. d.	£ s. d.	North America.	West Indies.	£ s. d.	£ s. d.			
Fort Erie.....		2,027 9 2						2,027 9 2			
Hamilton.....		10,167 6 3	153 1 6					9,886 16 0			127 8 9
London.....		6,183 11 11	89 8 6					6,094 3 5			
Montreal.....		11,620 19 0	2,186 6 10					9,213 8 10			207 3 4
Prescott.....		1,924 17 7						1,924 17 7			
Quebec.....		2,059 12 8	687 1 5					1,270 12 9			94 8 6
Stamford.....		2,929 9 8						2,929 9 8			
Toronto.....		14,871 4 6	1,093 1 7					13,778 2 11			
Windsor.....		3,706 11 1						3,706 11 1			
Other Ports.....		34,146 4 6	228 3 10					33,889 18 10			5 7 10
Totals.....		89,637 6 4	4,437 3 8					84,721 10 3			434 8 5
WOOLLENS.											
Belleville.....		7,376 14 4	6,331 2 5					985 11 11			
Bytown.....		7,531 5 8	6,328 15 0					1,202 10 8			
Hamilton.....		158,372 4 9	129,502 13 10					19,728 2 10			9,141 8 1
Kingston.....		21,746 3 8	18,523 12 5					2,796 5 5			426 5 10
London.....		21,785 17 2	17,642 19 2					4,142 18 0			
Montreal.....		455,199 12 1	413,764 0 7					34,852 0 6			6,578 0 6
Quebec.....		61,455 9 4	59,760 1 1					1,015 14 9			593 12 3
Stamford.....		5,668 7 9						5,668 7 9			
Toronto.....		272,434 3 0	250,785 6 4					14,927 14 5			6,721 2 3
Windsor.....		33,267 10 2	17,387 19 0					141 19 11			
Other Ports.....											
Totals.....		1,044,837 7 11	920,086 9 10					101,056 17 6			23,460 8 11

* RICE.											
PORTS.	Cwt.	£ s. d.	£ s. d.	SWEETMEATS.		£ s. d.	£ s. d.	£ s. d.	£ s. d.	£ s. d.	£ s. d.
				£ s. d.	£ s. d.						
Montreal.....	2,018	1,793 12 10	1,793 12 10								
New Carlisle.....	100	125 10 10	18 17 2	106 13 8							
Quebec.....	612	459 1 5	459 1 5								
Other Ports.....	34	37 0 4	1 9 0	31 10 0							
Totals.....	2,764	2,415 5 5	2,273 0 5	138 3 8							
SWEETMEATS.											
Hamilton.....		363 18 9									
Kingston.....		468 9 7									
London.....		349 1 2									
Montreal.....		2,586 9 0	1,619 19 0	41 11 8							
Quebec.....		1,207 6 5	195 10 1								
Toronto.....		3,623 10 8	423 7 6								
Other Ports.....		1,304 12 6		7 10 0							
Totals.....		9,903 8 1	2,238 16 7	49 1 8							265 7 1
LOCOMOTIVES.											
Montreal.....		£ s. d.	£ s. d.	£ s. d.	£ s. d.	£ s. d.	£ s. d.	£ s. d.	£ s. d.	£ s. d.	£ s. d.
Totals.....		24,090 0 0	24,090 0 0								

* Imported previous to the Act 19 Vic. Cap. 10 coming into operation.

No. 1.—GENERAL STATEMENT OF IMPORTS—Continued.

PORTS.	Total Quantity.	Total Value.	UNENUMERATED ARTICLES—IMPORTED FROM					
			Great Britain.		British Colonies.		United States.	Foreign Countries.
			£ s. d.	£ s. d.	North America	West Indies.		
Belleville.....		6,856 4 0	3,497 8 1				3,358 15 11	
Brockville.....		2,335 4 6	733 10 11				1,601 13 7	
Hamilton.....		9,402 12 2	372 14 9				8,993 15 0	
Kingston.....		8,637 3 3	1,414 17 4				7,170 12 3	36 2 5
Montreal.....		30,079 17 1	13,983 10 0	64 2 3	40 7 2		14,617 17 7	51 13 8
Quebec.....		5,024 10 10	1,805 10 7	14 5 3	0 16 6		1,782 16 6	1,374 0 1
Stamford.....		3,339 17 9					3,339 17 9	1,421 2 0
Other Ports.....		37,513 0 2	1,641 3 9	322 8 6			35,485 16 4	63 11 7
Totals.....		103,188 9 9	23,448 15 5	400 16 0	41 3 8		76,351 4 11	2,946 9 9
ACIDS.								
Hamilton.....		178 9 9					178 9 9	
Montreal.....		674 7 6	524 5 0				150 2 6	
Quebec.....		103 5 11	19 12 6				83 13 5	
Toronto.....		265 4 9	98 0 9				167 4 0	
Other Ports.....		39 10 11					39 10 11	
Totals.....		1,260 18 10	641 18 3				619 0 7	

BLEACHING POWDERS.

Brantford.....		19 16 7					19 16 7	
Coaticook.....		20 11 0					20 11 0	
London.....		6 9 6					6 9 6	
Montreal.....		1,532 0 11	1,346 0 0				186 0 11	
Napanee.....		0 18 9					0 18 9	
Quebec.....		34 19 7					34 19 7	
Toronto.....		26 5 7	9 18 4				16 7 3	
Totals.....		1,641 1 11	1,355 18 4				285 3 7	

BRASS AND COPPER TUBES.

Hamilton.....		1,536 14 9					1,536 14 9	
Paris.....		259 10 0					259 10 0	
Totals.....		1,796 4 9					1,796 4 9	

CANDLE WICK.

Hamilton.....		1,061 4 6					1,061 4 6	
Kingston.....		242 1 0					242 1 0	
London.....		223 9 7					223 9 7	
Montreal.....		1,746 0 0	735 9 6				1,010 10 6	
Quebec.....		237 7 1	97 6 0				140 1 1	
Toronto.....		1,182 16 7					1,182 16 7	
Other Ports.....		700 14 5	0 6 3				700 8 2	
Totals.....		5,938 13 2	832 15 6				4,560 11 5	

PORTS.	Total Quantity.	Total Value.	COTTON YARN AND WARP—IMPORTED FROM					
			Great Britain.		British Colonies.		United States.	Foreign Countries.
			£ s. d.	£ s. d.	North America	West Indies.		
Belleville.....		£ s. d.	£ s. d.	£ s. d.	£ s. d.	£ s. d.	£ s. d.	
Hamilton.....		640 2 4	1,528 9 0			640 2 4	2,743 2 7	
Kingsston.....		4,271 11 7				1,168 7 9	1,168 7 9	
London.....		1,168 7 9	46 1 0			683 1 8	7,880 16 2	
Montreal.....		11,098 13 9	3,217 17 7			17 0 0	2,671 3 3	
Quebec.....		4,179 8 2	4,163 8 2				3,496 4 11	
Toronto.....		3,044 6 0	373 2 9					
Other Ports.....		3,997 9 1	386 2 0	115 2 2				
Totals.....		29,129 1 4	9,714 0 6	115 2 2		19,299 18 8		

DRAINING TILES.

PORTS.	Quantity.	Total Value.	£ s. d.	£ s. d.	£ s. d.	£ s. d.
Quebec.....		£ s. d.	£ s. d.	£ s. d.	£ s. d.	£ s. d.
Toronto.....		7 10 5	156 4 1			156 4 1
Totals.....		163 14 6	7 10 5			156 4 1

FELTS.

PORTS.	Quantity.	Total Value.	£ s. d.	£ s. d.	£ s. d.	£ s. d.
Bytown.....		£ s. d.	£ s. d.	£ s. d.	£ s. d.	£ s. d.
Cobourg.....		9 0 0				9 0 0
Hamilton.....		53 16 7				53 16 7
Kingsston.....		93 12 1				93 12 1
Montreal.....		92 7 1				92 7 1
Quebec.....		1,099 0 0	469 3 4			629 16 8
Toronto.....		86 5 11	6 1 8			80 4 3
Other Ports.....		482 5 5				482 5 5
Totals.....		1,916 7 1	475 5 0			1,441 2 1

FIRE BRICK.

PORTS.	Quantity.	Total Value.	£ s. d.	£ s. d.	£ s. d.	£ s. d.
Cobourg.....		£ s. d.	£ s. d.	£ s. d.	£ s. d.	£ s. d.
Hamilton.....		143 15 2				143 15 2
Montreal.....		194 2 7				124 2 7
Quebec.....		661 0 0	259 0 6			401 19 6
Toronto.....		986 2 6	779 13 4	100 0 0		241 13 9
Other Ports.....		241 13 9	39 3 10	0 5 0		147 10 10
Totals.....		1,866 19 8	1,077 17 8	100 5 0		1,059 1 10

FISHING HOOKS, NETS, &c.

PORTS.	Quantity.	Total Value.	£ s. d.	£ s. d.	£ s. d.	£ s. d.
Gaspé.....		£ s. d.	£ s. d.	£ s. d.	£ s. d.	£ s. d.
Goderich.....		1,600 16 5				391 12 6
Niagara.....		391 12 6				68 10 0
New Carlisle.....		68 10 0				77 6 3
Sarnia.....		484 4 5	406 18 2			73 10 0
Toronto.....		73 10 0				54 14 1
Other Ports.....		183 13 11	198 19 10			292 10 5
Totals.....		3,115 17 8	2,136 14 5	21 0 0		958 3 3

No. 1.—GENERAL STATEMENT OF IMPORTS—Continued.

PORTS.	Total Quantity.	Total Value.	IRON, BAR, ROD AND ROLLED SHEETS—IMPORTED FROM								
			Great Britain.		British Colonies.		United States.		Foreign Countries.		
			£ s. d.	£ s. d.	North America.	West Indies.	£ s. d.	£ s. d.			
Cobourg.....		1,930 7 11	1,772 17 2					157 10 9			
Hamilton.....		32,208 11 7	29,238 9 6					2,970 2 1			
Kingston.....		5,512 6 2	5,340 1 9					172 4 5			
London.....		1,793 2 7	1,650 4 10					142 17 9			
Montreal.....		146,443 3 1	144,632 13 3					1,711 14 4		98 15 6	
Quebec.....		20,530 1 10	20,530 1 10								
Toronto.....		20,531 9 3	18,632 0 10					1,899 8 5			
Other Ports.....		3,477 4 1	657 12 3			18 5 2		2,801 6 8			
Totals.....		232,426 6 6	222,454 1 5			18 5 2		9,855 4 5		98 15 6	
IRON BARS AND SHEETS, not otherwise manufactured.											
Brantford.....		£ s. d.	£ s. d.	£ s. d.	£ s. d.	£ s. d.	£ s. d.	£ s. d.	£ s. d.	£ s. d.	£ s. d.
Dalhousie.....		253 19 8	120 12 0					133 7 8			
Hope.....		1,439 9 3	520 4 0					919 5 3			
Kingston.....		355 3 2	309 7 6					45 15 8			
Quebec.....		2,391 2 10	2,369 2 9					22 0 1			
Other Ports.....		12,208 2 2	12,208 2 2								
		712 11 3	25 0 8					687 10 7			
Totals.....		17,360 8 4	15,552 9 1					1,807 19 3			

BOILER PLATE.

Chippawa.....	£ s. d.	£ s. d.	£ s. d.	£ s. d.	£ s. d.	£ s. d.	£ s. d.	£ s. d.	£ s. d.
Dundas.....	438 1 0	120 12 0						438 1 0	
Hamilton.....	421 13 4	520 4 0						421 13 4	
Kingston.....	2,625 2 4	2,409 13 1						215 9 3	
Montreal.....	599 4 2	232 16 7						366 7 7	
Quebec.....	1,360 10 0	1,138 2 6						222 7 6	
Oakville.....	648 5 1	211 8 7						436 16 6	
Quebec.....	1,765 18 2	1,765 18 2							
Toronto.....	955 3 10	84 1 9						871 2 1	
Other Ports.....	76 14 7							76 14 7	
Totals.....	8,890 12 6	5,842 0 8						3,048 11 10	

CANADA PLATES.

Hamilton.....	£ s. d.	£ s. d.	£ s. d.	£ s. d.	£ s. d.	£ s. d.	£ s. d.
Kingston.....	2,382 6 11	2,382 6 11					
Montreal.....	308 4 1	308 4 1					
Quebec.....	10,684 1 11	10,684 1 11					
Toronto.....	1,810 14 1	1,810 14 1					
Other Ports.....	1,306 4 2	1,076 9 0					
	614 11 3	193 14 11					
Totals.....	17,106 2 5	16,455 10 11					650 11 6

CONNECTION RODS.

Montreal.....	£ s. d.	£ s. d.	£ s. d.	£ s. d.	£ s. d.	£ s. d.
St. Johns.....	53 0 0					53 0 0
	1 10 0					1 10 0
Totals.....	54 10 0					54 10 0

No. 1.—GENERAL STATEMENT OF IMPORTS—Continued.

PORTS.	Total Quantity.	Total Value.	IRON, Chains, other than Chain Cables—IMPORTED FROM					
			Great Britain.		British Colonies.		United States.	Foreign Countries.
			£ s. d.	£ s. d.	North America.	West Indies.		
Hamilton.....		1,141 5 3	997 19 8			143 5 7		
Kingston.....		206	117 15 8			88 11 5		
Montreal.....		3,471 0 0	3,010 1 7			303 2 6	157 15 11	
Quebec.....		1,322 10 11	1,303 17 2	7 17 10		10 15 11		
Toronto.....		1,968 7 9	1,579 13 3			388 14 6		
Other Ports.....		1,318 9 0	422 7 5			896 1 7		
Totals.....		9,428 0 0	7,431 14 9	7 17 10		1,830 11 6	157 15 11	
WROUGHT IRON CRANKS.								
Dundas.....		23 14 0				23 14 0		
Kingston.....		307 7 7				307 7 7		
Montreal.....		556 0 0	25 9 6			530 10 6		
Paris.....		11 4 4				11 4 4		
Quebec.....		89 0 0				89 0 0		
Totals.....		987 5 11	25 9 6			961 16 5		

GALVANIZED IRON.

Brockville.....		44 13 0				44 13 0	
Montreal.....		244 0 0	244 0 0				
Quebec.....		221 6 2	221 6 2				
Toronto.....		309 17 6	243 6 0			66 11 6	
Other Ports.....		57 11 0				57 11 0	
Totals.....		877 7 8	708 12 2			168 15 6	
PLOUGH MOULDS.							
Brockville.....		10 16 0				10 16 0	
Hope.....		16 1 10				16 1 10	
London.....		9 9 6				9 9 6	
Montreal.....		125 0 0	12 0 0			113 0 0	
Prescott.....		0 11 11				0 11 11	
Toronto.....		346 11 3	346 11 3				
Totals.....		508 10 6	358 11 3			149 19 3	
WHEELS AND AXLES, &c., for Locomotives.							
Hamilton.....		6,401 13 10	2,918 18 10			3,482 15 0	
Kingston.....		662 2 10	3,060 4 0			662 2 10	
Montreal.....		3,078 0 0	1,270 1 9			1,270 1 9	17 16 0
Niagara.....		1,270 1 9	117 2 4			117 2 4	
Paris.....		117 2 4	1,332 13 6	100 0 0		193 15 0	
Quebec.....		1,432 13 6	100 0 0				
Toronto.....		193 15 0					
Totals.....		13,155 9 3	7,311 16 4	100 0 0		5,725 16 11	17 16 0

No. 1.—GENERAL STATEMENT OF IMPORTS—Continued.

PORTS.	Total Quantity.	Total Value.	MACHINERY, for making Doors, Window Sashes, &c.—IMPORTED FROM					
			Great Britain.		British Colonies.		United States.	Foreign Countries.
			£ s. d.	£ s. d.	North America.	West Indies.		
Dover.....		£ s. d.	£ s. d.	£ s. d.	£ s. d.	£ s. d.	£ s. d.	
Hamilton.....		228 19 6				228 19 6		
Kingston.....		385 15 3				385 15 3		
London.....		211 5 0				211 5 0		
Montreal.....		450 6 0				450 6 0		
Quebec.....		349 0 0	77 0 0			272 0 0		
Toronto.....		602 12 4				602 12 4		
Woodstock.....		888 13 11				888 13 11		
Other Ports.....		300 15 0				300 15 0		
		1,135 1 11				1,135 1 11		
Totals.....		4,552 8 11	77 0 0			4,475 8 11		
HOOP IRON.								
Hamilton.....		£ s. d.	£ s. d.	£ s. d.	£ s. d.	£ s. d.	£ s. d.	
Kingston.....		3,086 18 9	3,086 18 9					
Montreal.....		652 14 4	652 14 4					
Quebec.....		28,414 15 0	28,202 16 7			211 18 5		
Toronto.....		2,370 11 6	2,370 11 6					
Other Ports.....		670 0 11	670 0 11					
		186 1 7	158 19 9			27 1 10		
Totals.....		35,381 2 1	35,142 1 10			289 0 3		

SCRAP AND OLD IRON.

Amherst.....	£ s. d.	£ s. d.	£ s. d.	£ s. d.	£ s. d.	£ s. d.
Kingston.....	19 0 0	19 0 0			14 17 6	
Maitland.....	14 17 6				120 0 0	
Royalton.....	120 0 0				6 5 0	
	6 5 0					
Totals.....	160 2 6	19 0 0			141 2 6	

RAILROAD BARS.

Colborne.....	£ s. d.	£ s. d.	£ s. d.	£ s. d.	£ s. d.	£ s. d.
Hope.....	25,973 8 0	25,973 8 0				
Montreal.....	5,982 7 0	5,982 7 0				
Quebec.....	21,554 0 0	21,554 0 0				
Stanley.....	31,955 13 5	31,955 13 5				
Toronto.....	11,452 9 8	11,452 9 8			1,615 14 0	
Other Ports.....	1,615 14 0				1,110 4 5	
	1,110 4 5					
Totals.....	99,643 16 6	96,917 18 1			2,725 18 5	

ROUND AND SQUARE IRON.

Kingston.....	£ s. d.	£ s. d.	£ s. d.	£ s. d.	£ s. d.	£ s. d.
Quebec.....	64 7 10				64 7 10	
Stamford.....	6,344 13 8	6,344 13 8				
Other Ports.....	54 4 2				54 4 2	
	8 11 4				8 11 4	
Totals.....	6,471 17 0	6,344 13 8			127 3 4	

PRINTED BY G. W. CLARKE, 100, QUEEN ST. W.

PORTS.	Total Quantity.	Total Value.	NITRE—IMPORTED FROM					
			Great Britain.		British Colonies.		United States.	Foreign Countries.
			£ s. d.	£ s. d.	North America.	West Indies.		
Hamilton.....		£ s. d. 4,216 9 5	£ s. d. 1,441 7 6	£ s. d.	£ s. d.	£ s. d. 4,216 9 5	£ s. d.	
Montreal.....		1,441 7 6	1,441 7 6			0 5 0		
Wellington.....		0 5 0						
Totals.....		5,658 1 11	1,441 7 6			4,216 14 5		
OIL CAKE.								
Rowan.....		£ s. d. 1 2 6	£ s. d.	£ s. d.	£ s. d.	£ s. d. 1 2 6	£ s. d.	
Woodstock.....		20 6 0				20 6 0		
Totals.....		21 8 6				21 8 6		
PRINTING PAPER.								
Chatham.....		£ s. d. 230 12 6	£ s. d.	£ s. d.	£ s. d.	£ s. d. 230 12 6	£ s. d.	
Hamilton.....		661 17 9				661 17 9		
Kingston.....		347 9 3	35 11 9			311 17 6		
Montreal.....		3,902 0 0	2,785 8 3			257 3 1	859 8 8	
Prescott.....		312 4 4				312 4 4		
Quebec.....		199 10 0	199 10 0					
Toronto.....		937 6 5	113 3 7			824 2 10		
Other Ports.....		1,557 8 9	27 4 3			1,550 4 6		
Totals.....		8,148 9 0	3,160 17 10			4,128 2 6	859 8 8	

PREPARED RIGGING.

Dover.....	£ s. d. 355 10 6	£ s. d.	£ s. d.	£ s. d.	£ s. d. 355 10 6
Goderich.....	168 4 0				168 4 0
Oakville.....	188 5 0				158 5 0
Quebec.....	517 16 6	517 16 6			
Rowan.....	89 10 0				89 10 0
Other Ports.....	79 19 1				79 19 1
Totals.....	1,369 5 1	517 16 6			851 8 7

SHIP SAILS.

Amherst.....	£ s. d. 95 0 0	£ s. d.	£ s. d.	£ s. d.	£ s. d.
Collingwood.....	100 0 0				100 0 0
Gaspé.....	134 0 0	108 0 0			31 0 0
Goderich.....	100 1 6				100 1 6
Millford.....	107 5 0				107 5 0
New Carlisle.....	110 14 4	110 14 4			
Quebec.....	1,245 4 10	1,245 4 10			100 3 5
Windsor.....	100 3 5				111 19 10
Other Ports.....	111 19 10				
Totals.....	2,104 8 11	1,503 19 2	50 0 0		550 9 9

SHIP BUILDING MATERIALS.

Hope.....	£ s. d. 37 10 0	£ s. d.	£ s. d.	£ s. d.	£ s. d.
Oakville.....	74 5 2				74 5 2
Quebec.....	177 13 3	176 5 9	0 15 0		0 12 6
Toronto.....	154 18 11				154 18 11
Other Ports.....	74 11 1	7 0 0	9 0 0		58 11 1
Totals.....	518 18 5	183 5 9	9 15 0		325 17 8

No. 1.—GENERAL STATEMENT OF IMPORTS—Continued.

PORTS.	Total Quantity.	Total Value.	STEEL—IMPORTED FROM						Foreign Countries.
			Great Britain.		British Colonies.		United States.		
			North America	West Indies.	£ s. d.	£ s. d.		£ s. d.	
Hamilton.....		£ s. d.	£ s. d.	£ s. d.	£ s. d.	£ s. d.	£ s. d.	£ s. d.	
Kingston.....		5 032 4 3	4 077 6 11			954 17 4			
Montreal.....		3 517 5 9	3 248 3 7			269 2 2			
Quebec.....		19 960 10 0	19 187 19 0			772 11 0			
Stamford.....		1 240 13 7	1 240 13 7						
Toronto.....		3 263 0 4				3 263 0 4			
Other Ports.....		1 737 6 9	1 384 10 11			352 15 10			
		2 712 15 5	1 518 15 10			1 193 19 7			
Totals.....		37 463 16 1	30 657 9 10			6 806 6 3			
ROLL SULPHUR.									
Hamilton.....		£ s. d.	£ s. d.	£ s. d.	£ s. d.	£ s. d.	£ s. d.	£ s. d.	
Montreal.....		325 5 5				325 5 5			
Other Ports.....		62 0 0	5 8 6			62 0 0			
		38 12 5				24 3 11		9 0 0	
Totals.....		425 17 10	5 8 6			411 9 4		9 0 0	

PORTS.	Total Quantity.	Total Value.	TIN AND ZINC.						Foreign Countries.
			Great Britain.		British Colonies.		United States.		
			North America	West Indies.	£ s. d.	£ s. d.		£ s. d.	
Cobourg.....		£ s. d.	£ s. d.	£ s. d.	£ s. d.	£ s. d.	£ s. d.	£ s. d.	
Hamilton.....		1 032 8 9	547 5 7			485 3 2			
Kingston.....		12 511 14 6	10 865 0 1			1 566 6 4		80 8 1	
London.....		2 216 7 9	1 871 8 7			344 19 2			
Montreal.....		1 096 4 5	97 11 11			998 12 6			
Quebec.....		35 996 14 10	29 735 15 1			5 061 8 10		1 199 10 11	
Toronto.....		6 453 6 8	6 442 18 5			10 8 3			
Other Ports.....		7 038 19 9	6 199 6 0			839 13 9			
		4 460 9 2	999 14 1			3 460 15 1			
Totals.....		70 806 5 10	56 758 19 9			12 767 7 1		1 279 19 0	
WIRE, Telegraph and Bridge.									
Brantford.....		£ s. d.	£ s. d.	£ s. d.	£ s. d.	£ s. d.	£ s. d.	£ s. d.	
Hamilton.....		133 12 5	16 9 4			107 3 1			
Kingston.....		47 14 2				47 14 2			
Montreal.....		36 19 9				36 19 9			
Toronto.....		5 292 15 8	4 320 12 8			972 3 0			
Other Ports.....		871 6 5				871 6 5			
		9 1 3				9 1 3			
Totals.....		6 381 9 8	4 337 2 0			2 044 7 8			
PACKAGES.									
Hamilton.....		£ s. d.	£ s. d.	£ s. d.	£ s. d.	£ s. d.	£ s. d.	£ s. d.	
Kingston.....		6 108 12 9	832 18 6			5 220 2 3		55 12 0	
London.....		1 183 2 0	71 4 4			1 111 17 8			
Montreal.....		2 082 11 11	127 6 0			1 860 0 11		95 5 0	
Quebec.....		36 804 13 10	4 141 18 8			18 319 8 6		9 826 18 1	
Toronto.....		6 678 5 5	1 005 12 10			2 987 0 8		1 347 2 9	
Other Ports.....		7 403 1 8	67 10 0			7 335 11 8			
		1 498 17 0	13 0 0			1 455 17 0			
Totals.....		61 759 4 7	6 259 10 4			38 319 18 8		11 324 17 10	

No. 1.—GENERAL STATEMENT OF IMPORTS—Continued.

P O R T S.	Total Quantity.	Total Value.	UNENUMERATED ARTICLES—paying 2½ per cent.—IMPORTED FROM						
			Great Britain.		British Colonies.		United States.		Foreign Countries.
			£ s. d.	£ s. d.	North America.	West Indies.	£ s. d.	£ s. d.	
Hamilton.....		£ s. d.	£ s. d.	£ s. d.	£ s. d.	£ s. d.	£ s. d.	£ s. d.	
Montreal.....		266 10 2	48 4 0			218 6 2		87 5 2	
New Carlisle.....		9,321 7 9	6,225 14 2			3,008 8 5			
Prescott.....		725 15 10	415 2 4	0 7 6		310 6 0			
Quebec.....		15,544 2 6	751 13 2			15,544 2 6			
Stamford.....		768 14 6	480 7 5			17 1 4			
Toronto.....		480 7 5	334 10 0			480 7 5			
Other Ports.....		1,098 6 11	225 19 0	67 10 0		763 16 11			
		2,532 13 9				2,228 7 10			
Totals.....		30,737 18 10	8,001 2 8	67 17 6		22,570 16 7		98 2 1	
ANATOMICAL PREPARATIONS.									
Dalhousie.....		£ s. d.	£ s. d.	£ s. d.	£ s. d.	£ s. d.	£ s. d.	£ s. d.	
Hamilton.....		375 0 0				375 0 0			
Paris.....		125 0 0				125 0 0			
Toronto.....		7 10 0				7 10 0			
		73 10 0				73 10 0			
Totals.....		581 0 0				581 0 0			

ANCHORS.

ANCHORS.	Number.	£ s. d.	£ s. d.	£ s. d.	£ s. d.	£ s. d.	£ s. d.	£ s. d.								
									ANIMALS, Cows.							
									Fort Erie.....		£ s. d.	£ s. d.	£ s. d.	£ s. d.	£ s. d.	£ s. d.
Gaspé.....		125 0 0				125 0 0										
Montreal.....		109 17 3	109 17 3													
Quebec.....		346 0 0	346 0 0													
Toronto.....		4,708 16 7	4,694 16 7	14 0 0		24 14 5										
Other Ports.....		319 14 1	294 19 8			166 5 4										
		317 5 2	111 5 10	39 14 0												
Totals.....		5,926 13 1	5,556 19 4	53 14 0		315 19 9										
ANIMALS, Cows.																
Dundee.....		Number.	£ s. d.	£ s. d.	£ s. d.	£ s. d.	£ s. d.	£ s. d.								
Hamilton.....		123	449 0 0			449 0 0										
Montreal.....		50	500 0 0			500 0 0										
Prescott.....		39	366 10 0	25 0 0		341 10 0										
Queenston.....		40	269 6 3			269 6 3										
Stamford.....		63	502 7 6			502 7 6										
Stanstead.....		54	383 1 3			383 1 3										
Other Ports.....		34	214 7 6			214 7 6										
		298	1,573 5 0	38 10 0		1,534 15 0										
Totals.....		701	4,257 17 6	25 0 0		4,194 7 6										

No. 1.—GENERAL STATEMENT OF IMPORTS—Continued.

PORTS.	Total Quantity.	Total Value.	HORSES—IMPORTED FROM					
			Great Britain.	British Colonies.		United States.	Foreign Countries.	
				North America.	West Indies.			
	Number.	£ s. d.	£ s. d.	£ s. d.	£ s. d.	£ s. d.	£ s. d.	
Coaticook.....	120	2 636 0 0			2 636 0 0			
Hamilton.....	70	2 170 0 0			2 170 0 0			
Kingston.....	49	1 327 5 0			1 327 5 0			
Morrisburgh.....	50	1 045 5 0			1 045 5 0			
Niagara.....	46	1 381 5 0			1 381 5 0			
Prescott.....	265	8 382 7 0			8 382 7 0			
Queenston.....	182	6 032 0 0			6 032 0 0			
Stamford.....	180	6 330 7 6			6 330 7 6			
Stanstead.....	149	2 760 2 6			2 760 2 6			
Toronto.....	149	6 208 10 0			6 208 10 0			
Other Ports.....	679	15 753 3 10	72 6 4	156 0 0	15 524 17 6			
Totals.....	1,939	54,026 5 10	72 6 4	156 0 0	53,797 19 6			
OXEN AND BULLS.								
	Number.	£ s. d.	£ s. d.	£ s. d.	£ s. d.	£ s. d.	£ s. d.	
Bruce.....	54	638 2 6			638 2 6			
Collingwood.....	95	1 113 5 0			1 113 5 0			
London.....	60	1 026 10 0	148 0 0		878 10 0			
Prescott.....	260	4 016 10 4			4 016 10 4			
Queenston.....	93	1 585 5 0			1 585 5 0			
Toronto.....	199	3 607 1 3			3 607 1 3			
Windsor.....	2 914	31 924 3 3			31 924 3 3			
Other Ports.....	488	5 161 3 0	30 0 0		5 131 3 0			
Totals.....	4,163	49,072 0 4	178 0 0		48,894 0 4			

SHEEP.

	Number.	£ s. d.	£ s. d.	£ s. d.	£ s. d.	£ s. d.
Dundee.....	432	245 0 0			245 0 0	
Montreal.....	20	114 18 4	111 5 10		3 12 6	
Queenston.....	198	675 6 3			675 6 3	
Sarnia.....	298	181 5 0			181 5 0	
Stamford.....	224	168 8 6			168 8 6	
Toronto.....	727	776 15 0			776 15 0	
Windsor.....	5 629	3 408 11 11			3 408 11 11	
Other Ports.....	1,551	2,249 0 1	1,340 12 4	3 10 0	3 904 17 9	
Totals.....	9,090	7,819 5 1	1,451 18 2	3 10 0	6,363 16 11	

PIGS.

	Number.	£ s. d.	£ s. d.	£ s. d.	£ s. d.	£ s. d.
Collingwood.....	43	127 0 0			127 0 0	
Dundee.....	112	506 0 0			506 0 0	
Fort Erie.....	302	305 11 0			305 11 0	
London.....	104	236 5 0			236 5 0	
Montreal.....	160	751 14 0	29 4 0		722 10 0	
Stamford.....	58	126 0 0			126 0 0	
Windsor.....	1,023	2,895 14 8			2,895 14 8	
Other Ports.....	187	306 1 3	1 0 0		305 1 3	
Totals.....	1,989	5,254 5 11	29 4 0	1 0 0	5,224 1 11	

No. 1.—GENERAL STATEMENT OF IMPORTS—Continued.

PORTS.	Total Quantity.	Total Value.	POULTRY—IMPORTED FROM					Foreign Countries.
			Great Britain.	British Colonies.		United States.		
				North America.	West Indies.			
		£ s. d.	£ s. d.	£ s. d.	£ s. d.	£ s. d.	£ s. d.	
Hamilton.....		200 16 8			200 16 8			
Kingston.....		56 10 0			56 10 0			
Montreal.....		33 5 0			33 5 0			
Stamford.....		94 3 10			94 3 10			
Toronto.....		173 0 6			173 0 6			
Windsor.....		1,101 3 10			1,101 3 10			
Other Ports.....		81 5 4	5 0 0		76 5 4			
Totals.....		1,740 5 2	5 0 0		1,735 5 2			
ASHES, Pearl and Pot.								
Amherst.....		7 15 0			5 10 0			
Dundee.....		1,604 15 0	2 5 0		1,604 15 0			
Montreal.....		43 0 0			43 0 0			
Oakville.....		0 8 9			0 8 9			
Toronto.....		495 16 0	350 4 4		145 11 8			
Totals.....		2,151 14 9	2 5 0		1,799 5 5			

BARK, BERRIES, NUTS AND VEGETABLES, Woods and Drugs used solely in dyeing.

	£ s. d.	£ s. d.	£ s. d.	£ s. d.	£ s. d.	£ s. d.
Hamilton.....	1,150 9 3				1,150 9 3	
Kingston.....	338 17 9				338 17 9	
London.....	337 2 11				337 2 11	
Montreal.....	2,295 0 0	143 9 7			1,750 13 3	400 17 2
Toronto.....	1,177 14 10	243 15 9			933 19 1	
Other Ports.....	1,966 13 4	24 6 8			1,942 6 8	
Totals.....	7,265 18 1	411 12 0			6,453 8 11	400 17 2

BOOK BINDERS' TOOLS, PRESSES AND IMPLEMENTS.

	£ s. d.	£ s. d.	£ s. d.	£ s. d.	£ s. d.
Montreal.....	121 0 0				45 0 0
Quebec.....	25 1 3	76 0 0			25 1 3
Toronto.....	426 17 11				426 17 11
Woodstock.....	32 0 0				32 0 0
Other Ports.....	19 13 11				19 13 11
Totals.....	624 13 1	76 0 0			548 13 1

BOOKS.

	£ s. d.	£ s. d.	£ s. d.	£ s. d.	£ s. d.
Hamilton.....	14,891 6 0				14,254 1 9
Kingston.....	4,154 2 11	637 4 3			4,121 0 1
London.....	6,880 0 1	33 2 10			6,854 9 4
Montreal.....	36,911 10 2	25 10 9	195 0 0		14,602 1 4
Prescott.....	5,025 12 11	19,345 18 10			5,025 12 11
Quebec.....	8,631 6 0	1,954 6 0			2,016 13 4
Stamford.....	10,568 16 6				10,568 16 6
Toronto.....	55,553 14 1	20,942 7 0			34,611 7 1
Other Ports.....	16,540 7 4	171 2 0			16,369 5 4
Totals.....	159,156 16 0	43,109 11 8	195 0 0		108,423 7 8

No. 1.—GENERAL STATEMENT OF IMPORTS—Continued.

PORTS.	Total Quantity.	Total Value.	BRISTLES—IMPORTED FROM				
			Great Britain.	British Colonies.		United States.	Foreign Countries.
				North America.	West Indies.		
		£ s. d.	£ s. d.	£ s. d.	£ s. d.	£ s. d.	
Montreal.....		2,419 0 0	800 0 8			1,618 19 4	
Toronto.....		87 7 9				87 7 9	
Other Ports.....		9 0 8				9 0 8	
Totals.....		2,515 8 5	800 0 8			1,715 7 9	
BUSTS AND CASTS.							
		£ s. d.	£ s. d.	£ s. d.	£ s. d.	£ s. d.	£ s. d.
Hamilton.....		31 16 3				31 16 3	
Montreal.....		34 0 0				17 0 0	17 0 0
Stanley.....		50 0 0				50 0 0	
Toronto.....		1,085 11 11	277 4 5			189 17 6	618 10 0
Other Ports.....		122 2 11	10 0 0			112 2 11	
Totals.....		1,323 11 1	287 4 5			400 16 8	635 10 0

BURRSTONES AND GRINDSTONES, Unwrought.						
	£ s. d.	£ s. d.	£ s. d.	£ s. d.	£ s. d.	£ s. d.
Dundas.....	553 10 7				553 10 7	
Kingston.....	731 15 6				731 15 6	
Montreal.....	936 0 0				525 0 0	411 0 0
Quebec.....	259 19 6	44 12 0			169 7 6	46 0 0
Toronto.....	123 16 6				123 16 6	
Other Ports.....	301 12 6				301 12 6	
Totals.....	3,007 19 7	44 12 0			2,506 7 7	457 0 0
BURRSTONES AND GRINDSTONES, Wrought.						
	£ s. d.	£ s. d.	£ s. d.	£ s. d.	£ s. d.	£ s. d.
Hamilton.....	373 9 6				373 9 6	
Montreal.....	163 0 0				163 0 0	
Quebec.....	125 0 0	125 0 0				
Stanley.....	94 19 9				94 19 9	
Toronto.....	808 10 5				808 10 5	
Other Ports.....	505 4 2				505 4 2	
Totals.....	2,070 3 10	125 0 0			1,945 3 10	
BUNTING.						
	£ s. d.	£ s. d.	£ s. d.	£ s. d.	£ s. d.	£ s. d.
Kingston.....	54 8 0	25 4 3			29 3 9	
Montreal.....	28 0 0	28 0 0				
Quebec.....	143 18 0	143 18 0				
Toronto.....	58 16 10	58 16 10				
Windsor.....	0 10 0				0 10 0	
Totals.....	285 12 10	255 19 1			29 13 9	

No. 1.—GENERAL STATEMENT OF IMPORTS—Continued.

PORTS.	Total Quantity.	Total Value.	BROOM CORN—IMPORTED FROM					Foreign Countries.
			Great Britain.	British Colonies.		United States.		
				North America.	West Indies.			
	£ s. d.	£ s. d.	£ s. d.	£ s. d.	£ s. d.	£ s. d.	£ s. d.	
Hamilton.....		881 5 0				881 5 0		
Kingston.....		795 1 11				795 1 11		
London.....		592 5 0				592 5 0		
Montreal.....		3,323 0 0				3,323 0 0		
Paris.....		392 17 6				392 17 6		
Stamford.....		1,091 17 11				1,091 17 11		
Toronto.....		2,304 5 5				2,304 5 5		
Other Ports.....		445 3 0				445 3 0		
Totals.....		9,825 15 9				9,825 15 9		
BUTTER.								
	Cwt.	£ s. d.	£ s. d.	£ s. d.	£ s. d.	£ s. d.	£ s. d.	
Bruce.....	106	532 8 9				532 8 9		
Dalhousie.....	106	407 19 11				407 19 11		
Hamilton.....	264	1,365 8 5				1,365 8 5		
Montreal.....	75	421 5 6	6 6 6			414 19 0		
Niagara.....	109	565 15 2				565 15 2		
Stamford.....	395	1,992 2 6				1,992 2 6		
Toronto.....	689	3 171 14 9				3 171 14 9		
Other Ports.....	594	2,955 16 2	107 2 0			2,791 3 4	57 10 10	
Totals.....	2,338	11,412 11 2	6 6 6	107 2 0		11,241 11 10	57 10 10	

CABINETS OF COINS.

	£ s. d.	£ s. d.	£ s. d.	£ s. d.	£ s. d.	£ s. d.
Toronto.....	221 0 0					221 0 0
Totals.....	221 0 0					221 0 0
CAOUTCHOUC.						
	£ s. d.	£ s. d.	£ s. d.	£ s. d.	£ s. d.	£ s. d.
Montreal.....	19,827 0 0					19,294 0 0
Toronto.....	6 3 8					6 3 8
Totals.....	19,833 3 8	533 0 0				19,300 3 8

CHEESE.

	Cwt.	£ s. d.	£ s. d.	£ s. d.	£ s. d.	£ s. d.
Fort Erie.....	765	2 081 19 1				2 081 19 1
Hamilton.....	2,350	6 901 13 2				6 901 13 2
Kingston.....	428	1 101 15 8				1 101 15 8
Montreal.....	1,100	4 237 10 3	477 9 10			3 753 7 1
Prescott.....	410	1 112 1 9				1 112 1 9
Quebec.....	284	1 192 12 2	603 16 1			571 5 0
Stamford.....	837	1 988 0 3				1 988 0 3
Toronto.....	3 792	9 558 19 3	417 3 1			9 141 16 2
Other Ports.....	4 206	11 766 15 10	2 11 0	1 3 0		11 763 1 10
Totals.....	14,172	39,941 7 5	1,501 0 0	1 3 0		38,415 0 0

No. 1. GENERAL STATEMENT OF IMPORTS—Continued.

PORTS.	Total Quantity.	Total Value.	COAL AND COKE—IMPORTED FROM								
			Great Britain.		British Colonies.		United States.		Foreign Countries.		
			£	s. d.	North America.	West Indies.	£	s. d.			
Dalhousie.....	Tons. 2,542	£ 2,617 19 1	d. 1				£ 2,617 19 1	d. 1			
Hamilton.....	19 176	22 815 8 8					22 815 8 8				
Kingston.....	3 161	3 851 15 8					3 851 15 8				
Montreal.....	2 761	2 761 0 0		1 042 17 3			1 520 2 9				
Quebec.....	71 725	35 862 9 10		32 178 19 10							
St. Johns.....	5 067	3 867 13 9					3 867 13 9				
Stanley.....	2 124	2 344 0 9					2 344 0 9				
Toronto.....	31 811	37 097 7 10					37 097 7 10				
Windsor.....	1 913	2 158 13 7					2 158 13 7				
Other Ports.....	15 923	20 175 5 4		27 0 1			20 067 2 6				
Totals.....	156 203	133 551 14 6		32 403 19 11		4 807 10 0	96 340 4 7				

COPPER, in Bars, Rods or Sheets.

	£	s. d.	£	s. d.	£	s. d.	£	s. d.
Hamilton.....	6 864	6 5 5	1 305	1 9			5 559	4 8
Kingston.....	2 202	17 7 7	34	17 1			2 168	0 6
Montreal.....	2 719	0 0 0	1 205	18 9			1 513	1 3
Quebec.....	199	15 3 3	199	15 3				
Stamford.....	142	19 9 9					142	19 9
Toronto.....	192	16 10 10	14	19 7			177	17 3
Other Ports.....	1 312	11 9 9	222	11 0		1 5 0	1 088	15 9
Totals.....	13 634	7 7 7	2 983	3 5 5		1 5 0	10 649	19 2

CORDAGE, of all kinds.

	£	s. d.	£	s. d.	£	s. d.	£	s. d.
Gaspé.....	1 204	8 5 5	1 118	0 11			41	15 0
Hamilton.....	2 969	4 2 4	463	12 4			2 505	11 10
Kingston.....	2 266	9 4 4	1 625	13 7			640	15 9
Montreal.....	4 545	0 0 0	3 132	3 1			1 412	16 11
New Carlisle.....	2 175	13 5 5	1 768	5 7			180	11 6
Quebec.....	30 436	18 3 3	29 331	19 3			666	15 8
Stamford.....	1 155	0 2 2	302	4 7			1 155	0 2
Toronto.....	3 466	13 2 2	359	15 0			3 164	8 7
Other Ports.....	8 110	1 10 10					7 546	17 10
Totals.....	56 329	8 9 9	38 101	14 4 4		849 6 2	17 314	13 3

COTTON AND FLAX WASTE.

	£	s. d.	£	s. d.	£	s. d.	£	s. d.
Hamilton.....	987	5 5 5					987	5 5
Montreal.....	1 360	0 0 0	149	0 0			1 711	0 0
Prescott.....	382	10 0 0					382	10 0
Toronto.....	458	8 2 2					458	8 2
Other Ports.....	123	10 7 7					123	10 7
Totals.....	3 811	14 2 2	149	0 0			3 662	14 2

COTTON WOOL.

	£	s. d.	£	s. d.	£	s. d.	£	s. d.
Hamilton.....	1 241	3 8 8					1 241	3 8
Montreal.....	2 370	0 0 0	376	8 0			1 993	12 0
St. Johns.....	911	14 6 6					911	14 6
Other Ports.....	237	1 3 3					237	1 3
Totals.....	4 759	19 5 5	376	8 0			4 383	11 5

PORTS.	Total Quantity.	Total Value:	CHAIN CABLES—IMPORTED FROM					
			Great Britain.	British Colonies.		United States.	Foreign Countries.	
				North America.	West Indies.			
		£ s. d.	£ s. d.	£ s. d.	£ s. d.	£ s. d.	£ s. d.	
Amherst.....		224 0 0	184 0 0	40 0 0				
Gaspé.....		146 5 7	146 5 7					
Montreal.....		954 0 0	954 0 0					
New Carlisle.....		174 13 2	109 8 3	65 4 11				
Quebec.....		11,405 6 6	11,380 6 6	25 0 0				
Toronto.....		416 18 11	416 18 11					
Other Ports.....		319 18 0			319 18 0			
Totals.....		13,641 2 2	13,190 19 3	180 4 11		319 18 0		
DONATIONS.								
		£ s. d.	£ s. d.	£ s. d.	£ s. d.	£ s. d.	£ s. d.	
Montreal.....		40 0 0	10 0 0			30 0 0		
Stamford.....		58 15 0				58 15 0		
Toronto.....		30 0 0				30 0 0		
Windsor.....		41 8 2				41 8 2		
Other Ports.....		33 5 0	5 0 0			28 5 0		
Totals.....		203 8 2	15 0 0			188 8 2		

DRAWINGS:

	£ s. d.	£ s. d.	£ s. d.	£ s. d.	£ s. d.	£ s. d.
Hamilton.....	805 2 2	45 6 10			741 0 0	18 15 4
London.....	709 4 10				709 4 10	
Montreal.....	4,891 3 5	1,274 18 4	180 0 0		3,019 1 5	417 3 8
Quebec.....	662 13 10	369 11 6			189 10 3	103 12 1
Stanley.....	450 0 0				450 0 0	
Toronto.....	5,177 15 9	1,459 15 10			2,506 15 11	1,211 4 0
Other Ports.....	1,511 3 2	48 2 11			1,463 0 3	
Totals.....	14,207 3 2	3,197 15 5	180 0 0		9,078 12 8	1,750 15 1

FARMING IMPLEMENTS.

	£ s. d.	£ s. d.	£ s. d.	£ s. d.
Gananoque.....	32 10 0			32 10 0
Montreal.....	39 0 0			39 0 0
Stanstead.....	10 0 0			10 0 0
Totals.....	81 10 0			81 10 0

FELT SHEETING.

	£ s. d.	£ s. d.	£ s. d.	£ s. d.
Brantford.....	81 16 3			81 16 3
Hamilton.....	83 10 10			83 10 10
Montreal.....	693 0 0			693 0 0
Oshawa.....	67 17 9			67 17 9
Toronto.....	456 6 4			456 6 4
Woodstock.....	61 18 0			61 18 0
Other Ports.....	239 9 8			239 9 8
Totals.....	1,683 18 10			1,683 18 10

No. 1.—GENERAL STATEMENT OF IMPORTS—Continued.

PORTS.	Total Quantity.	Total Value.	FIRE CLAY—IMPORTED FROM						Foreign Countries.
			Great Britain.		British Colonies.		United States.		
			£ s. d.	£ s. d.	North America.	West Indies.	£ s. d.	£ s. d.	
Hamilton.....		20 12 6						20 12 6	
Montreal.....		182 0 0	9 0 0					173 0 0	
St. Johns.....		122 0 0						122 0 0	
Stanley.....		78 2 6						78 2 6	
Toronto.....		111 7 6						111 7 6	
Other Ports.....		39 3 9						39 3 9	
Totals.....		553 6 3	9 0 0					544 6 3	
FLAX, HEMP AND FOW, Undressed.									
Chippawa.....		434 13 11						434 13 11	
Hamilton.....		589 7 11	57 17 0					531 10 11	
Kingston.....		487 4 5						487 4 5	
Montreal.....		17,384 0 0	2,975 3 1					14,408 16 11	
Quebec.....		4,618 4 9	2,759 10 9					1,858 14 0	
Toronto.....		1,616 17 5						1,616 17 5	
Other Ports.....		932 15 4						932 15 4	
Totals.....		26,063 3 9	5,792 10 10					20,270 12 11	

PORTS.	Total Quantity.	Total Value.	FRUIT, Green.						Foreign Countries.
			Great Britain.		British Colonies.		United States.		
			£ s. d.	£ s. d.	North America.	West Indies.	£ s. d.	£ s. d.	
Cobourg.....		799 5 1						799 5 1	
Hamilton.....		928 12 7						928 12 7	
Kingston.....		2,933 4 3						2,933 4 3	
Montreal.....		8,739 18 4						8,739 18 4	
Prescott.....		1,805 11 5						1,805 11 5	
Quebec.....		644 1 10	7 10 0					484 1 10	152 10 0
Siamford.....		4,121 16 6						4,121 16 6	
Toronto.....		6,951 13 4	7 13 0					6,944 0 4	
Other Ports.....		7,639 18 2	0 8 9					7,639 9 5	
Totals.....		34,564 1 6	15 3 0	0 8 9				34,395 19 9	152 10 0
FURS AND SKINS.									
Hamilton.....		213 15 0						213 15 0	
Montreal.....		1,163 0 0	659 0 0					504 0 0	
Quebec.....		212 5 0						182 5 0	
Toronto.....		1,872 0 11	1,396 9 4						
Other Ports.....		151 8 9						151 8 9	
Totals.....		3,612 9 8	2,055 9 4	505 11 7				1,051 8 9	
GRAINS, Barley and Rye.									
Amherstburgh.....	Bushels.	550	£ s. d.	£ s. d.	£ s. d.	£ s. d.	£ s. d.	£ s. d.	£ s. d.
Brantford.....		727	96 15 0					96 15 0	
Chippawa.....		21,189	117 4 6					117 4 6	
Dundee.....		501	3,239 10 11					3,239 10 11	
Prescott.....		815	105 5 0					105 5 0	
Sutton.....		227	204 2 0					204 2 0	
Other Ports.....		1,225	84 7 11					84 7 11	
Totals.....		25,234	272 19 0	4 10 3				268 8 9	
			4,120 4 4	4 10 3				4,115 14 1	

No. 1.—GENERAL STATEMENT OF IMPORTS—Continued.

PORTS.	Total Quantity.	Total Value.	BRAN AND SHORTS—IMPORTED FROM						
			Great Britain.		British Colonies.		United States.		Foreign Countries.
			£ s. d.	£ s. d.	North America	West Indies.	£ s. d.	£ s. d.	
Dundee.....		£ s. d.	£ s. d.	£ s. d.	£ s. d.	£ s. d.	£ s. d.	£ s. d.	
Hope.....		179 5 0				179 5 0			
Kingston.....		115 0 0				115 0 0			
Montreal.....		276 17 8				276 17 8			
Prescott.....		110 18 3				110 18 3			
Toronto.....		136 0 2				136 0 2			
Windsor.....		172 4 10				172 4 10			
Other Ports.....		390 4 9				390 4 9			
		422 2 5				422 2 5			
Totals.....		1,802 13 1				1,802 13 1			
BUCK WHEAT.									
Montreal.....	Bushels.	£ s. d.	£ s. d.	£ s. d.	£ s. d.	£ s. d.	£ s. d.	£ s. d.	£ s. d.
Stamford.....	1,087	135 16 0				135 16 0			
Toronto.....	373	93 17 9				93 17 9			
Other Ports.....	260	40 0 0				40 0 0			
	244	34 4 0				34 4 0			
Totals.....	1,964	303 17 9				303 17 9			

FLOUR.

PORTS.	Total Quantity.	Total Value.	BRAN AND SHORTS—IMPORTED FROM						
			Great Britain.		British Colonies.		United States.		Foreign Countries.
			£ s. d.	£ s. d.	North America	West Indies.	£ s. d.	£ s. d.	
Dundee.....		£ s. d.	£ s. d.	£ s. d.	£ s. d.	£ s. d.	£ s. d.	£ s. d.	
Amherst.....	Barrels.	£ s. d.	£ s. d.	£ s. d.	£ s. d.	£ s. d.	£ s. d.	£ s. d.	
Dundee.....	1,114	2,535 9 6				2,535 9 6			
Hamilton.....	960	1,473 0 0				1,473 0 0			
Kingston.....	1,350	1,920 0 1				1,920 0 1			
Montreal.....	16,016	22,572 9 5				22,572 9 5			
New Carlisle.....	88,945	129,343 14 1				129,343 14 1			
Prescott.....	1,120	1,842 5 10				1,842 5 10			
Quebec.....	2,617	4,289 17 5				4,289 17 5			
Windsor.....	682	1,023 0 5				1,023 0 5			
Other Ports.....	20,959	26,287 2 8				26,287 2 8			
	6,404	10,897 7 9				10,897 7 9			
Totals.....	140,167	202,184 7 2				202,184 7 2			
OATS.									
Bramford.....	Bushels.	£ s. d.	£ s. d.	£ s. d.	£ s. d.	£ s. d.	£ s. d.	£ s. d.	£ s. d.
Chippawa.....	13,922	1,309 5 6				1,309 5 6			
Dalhousie.....	17,627	1,599 9 0				1,599 9 0			
Liver.....	46,325	3,129 9 11				3,129 9 11			
Dundas.....	9,637	1,026 9 1				1,026 9 1			
Hamilton.....	10,000	800 0 0				800 0 0			
Stamford.....	88,915	8,785 3 6				8,785 3 6			
Toronto.....	6,815	760 2 8				760 2 8			
Windsor.....	93,190	8,526 6 10				8,526 6 10			
Other Ports.....	16,379	1,645 8 1				1,645 8 1			
	40,226	3,754 16 6				3,754 16 6			
Totals.....	343,036	31,336 11 1				31,336 11 1			

No. 1.—GENERAL STATEMENT OF IMPORTS—Continued.

PORTS.	Total Quantity.	Total Value.	BEANS AND PEAS—IMPORTED FROM								
			Great Britain.		British Colonies.		United States.		Foreign Countries.		
			£ s. d.	£ s. d.	North America	West Indies.	£ s. d.	£ s. d.			
Hamilton.....	Bushels. 1,002	£ 271 2 6					£ 271 2 6				
Montreal.....	85	42 13 9					42 13 9				
Quebec.....	1,432	250 14 10	163 8 11				45 15 0				32 10 11
Queenston.....	258	82 11 10					82 11 10				
Stamford.....	282	179 9 7					179 9 7				
Toronto.....	455	198 12 2					198 12 2				
Windsor.....	150	71 7 4					71 7 4				
Other Ports.....	751	326 9 8					323 17 2				
Totals.....	4,415	1,423 1 8	153 8 11				1,215 9 4				32 10 11
INDIAN CORN.											
Belleville.....	Bushels. 32 173	£ 5 153 5 0					£ 5 153 5 0				
Chippawa.....	93 200	16 093 17 4					16 093 17 4				
Dalhousie.....	53 246	5 653 12 6					5 653 12 6				
Dover.....	49 484	6 783 8 6					6 783 8 6				
Hamilton.....	66 292	10 705 19 8					10 705 19 8				
Kingston.....	679 905	67 692 3 6					67 692 3 6				
Montreal.....	202 153	29 060 15 9					29 060 15 9				
Prescott.....	52 066	9 558 2 6					9 558 2 6				
Toronto.....	137 361	17 351 7 9					17 351 7 9				
Windsor.....	72 381	9 541 19 5					9 541 19 5				
Other Ports.....	231 667	31 981 10 3					31 980 12 3				
Totals.....	1,669 928	209 576 2 2	0 18 0				209 575 4 2				

WHEAT.

PORTS.	Total Quantity.	Total Value.	WHEAT.								
			Great Britain.		British Colonies.		United States.		Foreign Countries.		
			£ s. d.	£ s. d.	North America	West Indies.	£ s. d.	£ s. d.			
Brockville.....	Bushels. 6 919	£ 2 167 17 6					£ 2 167 17 6				
Chippawa.....	24 807	5 475 4 0					5 475 4 0				
Dalhousie.....	159 696	47 394 0 11					47 394 0 11				
Kingston.....	651 882	181 825 13 5					181 825 13 5				
Montreal.....	537 500	179 147 15 3					179 147 15 3				
Quebec.....	8 152	2 445 12 10	3 0 0				2 442 12 10				
Rowan.....	14 000	3 150 0 0					3 150 0 0				
Windsor.....	2 520	682 12 9					682 12 9				
Other Ports.....	4 168	1 233 16 8					1 233 16 8				
Totals.....	1,409 634	423 522 13 4	3 0 0				423 519 13 4				
HOPS.											
Dundee.....	Bushels. 379 0 0	£ 379 0 0					£ 379 0 0				
Fort Erie.....	283 4 8	283 4 8					283 4 8				
Hamilton.....	984 19 9	984 19 9					984 19 9				
Kingston.....	263 4 1	263 4 1					263 4 1				
Paris.....	586 4 9	586 4 9					586 4 9				
Toronto.....	873 18 5	873 18 5					873 18 5				
Other Ports.....	860 8 1	860 8 1					860 8 1				
Totals.....	4,230 19 9	4 230 19 9	73 17 7				4 157 2 2				

No. 1.—GENERAL STATEMENT OF IMPORTS—Continued.

PORTS.	Total Quantity.	Total Value.	MEAL—IMPORTED FROM					
			Great Britain.	British Colonies.		United States.	Foreign Countries.	
				North America.	West Indies.			
		£ s. d.	£ s. d.	£ s. d.	£ s. d.	£ s. d.	£ s. d.	
Amherst.	Barrels. 503	607 1 0			52 0 0			
Hamilton.	352	585 1 3	555 1 0		585 1 3			
Kingston.	1,000	839 13 2			839 13 2			
Montreal.	1,212	1,211 8 9			1,211 8 9			
Prescott.	1,114	1,129 0 1			1,129 0 1			
Quebec.	891	780 0 11	167 2 11		612 18 0			
Stamford.	1,071	765 0 10			765 0 10			
Toronto.	467	610 4 0			610 4 0			
Windsor.	816	743 19 10			743 19 10			
Other Ports.	3,419	2,826 8 8	196 15 9		2,629 12 11			
Totals	10,845	10,997 18 6	167 2 11		9,178 18 10			
GREASE AND SCRAPS.								
Dundas.		£ s. d.	£ s. d.	£ s. d.	£ s. d.	£ s. d.	£ s. d.	
Hamilton.		1,412 1 9			1,412 1 9			
Kingston.		2,768 11 6			2,768 11 6			
Montreal.		1,775 0 0			1,775 0 0			
Stamford.		4,472 0 0	53 0 0		4,419 0 0			
Toronto.		395 1 10			395 1 10			
Windsor.		1,240 13 3			1,240 13 3			
Other Ports.		464 5 6			464 5 6			
Totals		716 13 0			716 13 0			
Totals		13,244 6 10	53 0 0		13,191 6 10			

HAT PLUSH.

		£ s. d.	£ s. d.	£ s. d.	£ s. d.	£ s. d.
Montreal.		518 0 0	102 2 6		195 0 0	220 17 6
Toronto.		416 3 6			309 3 4	107 0 2
Other Ports.		74 18 7			74 18 7	
Totals		1,009 2 1	102 2 6		579 1 11	327 17 8

HAY.

	Tons.	£ s. d.	£ s. d.	£ s. d.	£ s. d.	£ s. d.
Bruce.	20	87 12 3			87 12 3	
Collingwood.	39	92 10 0			92 10 0	
Toronto.	156	633 6 4			633 6 4	
Other Ports.	81	151 18 5	20 0 0		131 18 5	
Totals.	296	965 7 0	20 0 0		945 7 0	

HIDES.

		£ s. d.	£ s. d.	£ s. d.	£ s. d.	£ s. d.
Brockville.		9,391 19 9			9,391 19 9	
Coaticook.		5,388 7 8			5,388 7 8	
Freightsburg.		3,153 10 0			3,153 10 0	
Kingston.		9,173 1 1			9,173 1 1	
Montreal.		7,952 0 0	144 0 0	751 0 0	7,087 0 0	
Phillipsburgh.		13,360 8 1			13,360 8 1	
Prescott.		1,169 0 6			1,169 0 6	
St. Johns.		1,982 1 11			1,982 1 11	
Toronto.		5,745 5 2	677 12 2		5,067 13 0	
Other Ports.		7,438 19 10			7,119 0 5	319 19 5
Totals		64,784 14 0	144 0 0	1,428 12 2	62,892 2 5	319 19 5

P O R T S.	Total Quantity.	Total Value.	INDIGO—IMPORTED FROM						Foreign Countries.
			Great Britain.		British Colonies.		United States.		
			£ s. d.	£ s. d.	North America.	West Indies.		£ s. d.	
Hamilton.....		£ s. d.	£ s. d.	£ s. d.	£ s. d.	£ s. d.	£ s. d.	£ s. d.	
Montreal.....	200	417 19 3	170 6 6			247 12 9			
Quebec.....	120	5,500 4 9	4,685 13 2	159 2 3		655 9 4			
Toronto.....	103	893 3 9	893 3 9			66 8 1			
Other Ports.....	1,978	283 9 8	217 1 7	16 15 0		386 0 10			
Totals.....	2,928	7,527 3 9	5,995 15 6	175 17 3		1,355 11 0			
JUNK AND OAKUM.									
Chippawa.....		£ s. d.	£ s. d.	£ s. d.	£ s. d.	£ s. d.	£ s. d.	£ s. d.	
Kingston.....	200	140 15 0				140 15 0			
Montreal.....	120	235 2 7				235 2 7			
Quebec.....	103	257 0 0				257 0 0			
Stamford.....	1,978	1,483 5 6	505 5 6	738 0 0		240 0 0			
Toronto.....	110	217 9 1				217 9 1			
Other Ports.....	101	203 12 9				203 12 9			
Totals.....	316	591 1 4	92 12 7	10 12 6		487 16 3			
Totals.....	2,928	3,128 6 3	597 18 1	748 12 6		1,781 15 8			

LARD.

	Lbs.	£ s. d.	£ s. d.	£ s. d.	£ s. d.	£ s. d.
Dalhousie.....		£ s. d.	£ s. d.	£ s. d.	£ s. d.	£ s. d.
Dundas.....	12,000	341 9 9				341 9 9
Hamilton.....	18,442	460 10 7				460 10 7
Kingston.....	80,476	1,660 2 5				1,660 2 5
Montreal.....	175,097	3,583 15 1				3,583 15 1
Prescott.....	664,704	20,772 2 8				20,772 2 8
Toronto.....	135,465	2,861 0 5				2,861 0 5
Windsor.....	56,044	1,523 6 9				1,523 6 9
Other Ports.....	40,311	1,220 7 0				1,220 7 0
Totals.....	118,210	3,198 17 9	74 1 1	14 10 0		3,110 6 8
Totals.....	1,300,749	35,621 12 5	74 1 1	14 10 0		35,533 1 4

LEAD, Pig and Sheet.

	£ s. d.	£ s. d.	£ s. d.	£ s. d.	£ s. d.
Hamilton.....	£ s. d.	£ s. d.	£ s. d.	£ s. d.	£ s. d.
Montreal.....	598 5 3	561 1 7			37 3 8
Quebec.....	2,868 0 0	2,570 8 9			297 11 3
Toronto.....	2,131 4 11	2,096 14 2			34 10 9
Other Ports.....	1,554 3 8	524 2 4			1,030 1 4
Totals.....	656 2 7	85 13 3	4 10 0		565 19 4
Totals.....	7,807 16 5	5,888 0 1	4 10 0		1,965 6 4

MARBLE, in Blocks, Unpolished.

	£ s. d.	£ s. d.	£ s. d.	£ s. d.	£ s. d.
Brockville.....	£ s. d.	£ s. d.	£ s. d.	£ s. d.	£ s. d.
Hamilton.....	754 3 2				754 3 2
Montreal.....	1,210 5 5				1,210 5 5
Stamley.....	924 0 0				924 0 0
Toronto.....	615 3 3				615 3 3
Other Ports.....	964 6 9				964 6 9
Totals.....	2,320 13 9				2,320 13 9
Totals.....	6,788 12 4				6,788 12 4

No. 1.—GENERAL STATEMENT OF IMPORTS—Continued.

PORTS.	Total Quantity.	Total Value.	MARINE CEMENT—IMPORTED FROM						
			Great Britain.		British Colonies.		United States.		Foreign Countries.
			£ s. d.	£ s. d.	North America.	West Indies.	£ s. d.	£ s. d.	
Hamilton.....		£ s. d.	£ s. d.	£ s. d.	£ s. d.	£ s. d.	£ s. d.	£ s. d.	
Kingston.....		821 15 0	122 8 10			821 15 0		968 10 6	
Montreal.....		968 10 6	171 11 10			968 10 6		195 0 0	
Toronto.....		195 0 0				195 0 0		651 14 9	
Other Ports.....		899 3 5	240 2 0			899 3 5		899 3 5	
Totals.....		3,536 3 8				3,536 3 8			
MAPS.									
Hamilton.....		£ s. d.	£ s. d.	£ s. d.	£ s. d.	£ s. d.	£ s. d.	£ s. d.	£ s. d.
Montreal.....		597 10 1				597 10 1		419 11 2	
Quebec.....		542 0 0				419 11 2		16 10 0	
Stamford.....		188 1 10				16 10 0		274 16 6	
Toronto.....		274 16 6				274 16 6		1,079 4 4	
Other Ports.....		1,319 6 4				1,079 4 4		689 16 8	
Totals.....		3,611 11 5	534 2 8			3,077 8 9			

MANURES.

MANURES.	Cwt.	£ s. d.	£ s. d.	£ s. d.	£ s. d.	£ s. d.	£ s. d.	£ s. d.	£ s. d.										
										MEATS, of all kinds.									
										Cobourg.....		£ s. d.	£ s. d.	£ s. d.	£ s. d.	£ s. d.	£ s. d.	£ s. d.	£ s. d.
Hope.....		256 0 0				256 0 0		268 15 0											
Newcastle.....		268 15 0				268 15 0		250 0 0											
Oshawa.....		250 0 0				250 0 0		362 0 6											
Toronto.....		362 0 6				362 0 6		549 18 10											
Whitby.....		549 18 10				549 18 10		340 9 10											
Other Ports.....		340 9 10				340 9 10		747 15 9											
Totals.....		891 13 6	26 16 3	117 1 6		2,774 19 11													
			26 16 3	117 1 6															
		2,918 17 8																	
MEATS, of all kinds.																			
Hamilton.....		£ s. d.	£ s. d.	£ s. d.	£ s. d.	£ s. d.	£ s. d.	£ s. d.	£ s. d.	£ s. d.									
Kingston.....		20,338 5 1				20,338 5 1		14,745 19 5		100 2 11									
Montreal.....		14,745 19 5				14,745 19 5		19,764 15 0											
Quebec.....		19,775 5 0				19,764 15 0		1,027 17 3											
Stamford.....		1,693 2 5				1,027 17 3		5,162 12 4											
Toronto.....		1,023				5,162 12 4		20,490 3 3											
Windsor.....		20,498 3 3				20,490 3 3		12,769 10 6											
Other Ports.....		12,769 10 6				12,769 10 6		29,372 16 8											
Totals.....		124,436 13 11	748 11 6	16 0 0		123,571 19 6													
			748 11 6	16 0 0															
		56,719				100 2 11													

No. 1.—GENERAL STATEMENT OF IMPORTS—Continued.

PORTS.	Total Quantity.	Total Value.	MESS PORK—IMPORTED FROM					
			Great Britain.		British Colonies.		United States.	Foreign Countries.
			£ s. d.	£ s. d.	North America	West Indies.		
Belleville	Barrels. 478	£ s. d. 2,267 16 6	£ s. d.	£ s. d.	£ s. d. 2,267 16 6	£ s. d.	£ s. d.	
Bytown	4,147	18 588 5 9	18 588 5 9	
Coaticook	753	3 640 15 9	3 640 15 9	
Hamilton	1,120	3 939 0 6	3 939 0 6	
Kingston	3,700	15 031 7 6	15 031 7 6	
Montreal	30,710	111 413 3 1	111 241 12 1	
Prescott	10,842	52 062 4 4	52 062 4 4	
Quebec	2,214	6 643 10 11	4 476 13 9	
Other Ports	4,378	20,310 2 1	19,622 17 10	
Totals	58,342	233,896 6 5	2,402 9 10	548 2 7	230,870 14 0	75 0 0	75 0 0	

MILITARY CLOTHING.

	£ s. d.	£ s. d.	£ s. d.	£ s. d.	£ s. d.	£ s. d.
Hamilton	408 14 0	408 14 0	484 0 0
Montreal	5 457 0 0	4 978 0 0
Quebec	1 602 1 3	1 602 1 3
Toronto	1 858 12 11	1 814 17 8	43 15 3
Other Ports	640 10 4	325 18 1	314 12 3
Totals	9,966 18 6	9,124 11 0	9,124 11 0	842 7 6	842 7 6	75 0 0

MILITARY STORES.

	£ s. d.	£ s. d.	£ s. d.	£ s. d.	£ s. d.	£ s. d.
Montreal	27,354 0 0	27,166 0 0	188 0 0
Quebec	224 10 0	224 10 0
Toronto	598 18 7	274 1 1	324 17 6
Other Ports	65 4 7	51 11 3	13 13 4
Totals	28,242 13 2	27,716 2 4	27,716 2 4	536 10 10	536 10 10	188 0 0

MODELS.

	£ s. d.	£ s. d.	£ s. d.	£ s. d.	£ s. d.	£ s. d.
Brockville	43 7 6	43 7 6
London	44 15 0	44 15 0
Montreal	397 0 0	213 2 6
Toronto	321 3 1	183 17 6	321 3 1
Other Ports	169 1 3	169 1 3
Totals	975 6 10	183 17 6	183 17 6	791 9 4	791 9 4	791 9 4

OIL, COCOA NUT, PINE AND PALM.

	£ s. d.	£ s. d.	£ s. d.	£ s. d.	£ s. d.	£ s. d.
Hamilton	941 12 0	941 12 0
Kingston	170 7 5	170 7 5
Montreal	4 521 0 0	2 411 1 6
Toronto	2 706 8 10	2 109 18 6	2 706 8 10
Other Ports	613 17 10	613 17 10
Totals	8,953 6 1	2,109 18 6	2,109 18 6	6,843 7 7	6,843 7 7	6,843 7 7

No. 1.—GENERAL STATEMENT OF IMPORTS—Continued.

PORTS.	Total Quantity.	Total Value.	ORES, of all kinds of Metals—IMPORTED FROM						
			Great Britain.		British Colonies.		United States.	Foreign Countries.	
			£ s. d.	£ s. d.	North America.	West Indies.			£ s. d.
Montreal.....		£ s. d. 1,488 0 0	£ s. d.	£ s. d.	£ s. d.	£ s. d.	£ s. d.	£ s. d.	
Totals.....		1,488 0 0					1,488 0 0		
PHILOSOPHICAL INSTRUMENTS.									
Kingston.....		£ s. d. 91 16 6	£ s. d.	£ s. d.	£ s. d.	£ s. d.	£ s. d.	£ s. d.	£ s. d.
Montreal.....		304 0 0	300 16 4				91 16 6		
Toronto.....		1,435 2 3	808 15 0				3 3 8		
Other Ports.....		114 11 9	11 11 2				590 7 3		36 0 0
Totals.....		1,945 10 6	1,121 2 6				788 8 0		36 0 0

PIG IRON.

PORTS.	Tons.	£ s. d.	PIPE CLAY.						
			£ s. d.	£ s. d.	£ s. d.	£ s. d.	£ s. d.	£ s. d.	
Bramford.....	196	£ s. d. 1,268 5 0	£ s. d.	£ s. d.	£ s. d.	£ s. d.	£ s. d.	£ s. d.	
Dundas.....	170	1,238 15 0					1,268 5 0		
Hamilton.....	653	5,152 15 0					1,238 15 0		
Montreal.....	4,820	24,101 0 0	23,913 0 0				5,152 15 0		
Niagara.....	848	7,344 5 0					188 0 0		
Quebec.....	11,178	47,507 3 8	47,507 3 8				7,344 5 0		
Toronto.....	778	4,530 6 10	1,725 1 8				2,805 5 2		
Other Ports.....	619	3,444 8 1					3,444 8 1		
Totals.....	19,262	94,586 18 7	78,145 5 4				21,441 13 3		
PIPE CLAY.									
Chippawa.....		£ s. d. 297 15 0	£ s. d.	£ s. d.	£ s. d.	£ s. d.	£ s. d.	£ s. d.	
Montreal.....		92 0 0	91 0 0				297 15 0		
Toronto.....		4 17 4					1 0 0		
Totals.....		394 12 4	91 0 0				308 12 4		
PITCH AND TAR.									
Kingston.....	Barrels.	£ s. d. 149 4 2	£ s. d.	£ s. d.	£ s. d.	£ s. d.	£ s. d.	£ s. d.	
Montreal.....	217	864 0 0	477 0 0				149 4 2		
New Carlisle.....	1,152	98 3 1	8 19 9				387 0 0		
Quebec.....	146	774 7 4	234 9 6	56 17 0			32 6 4		
Toronto.....	1,239	152 14 9	3 17 8	71 10 0			468 7 10		
Other Ports.....	921	858 17 4		80 0 3			152 14 9		
Totals.....	3,832	2,897 6 8	724 6 11	208 7 3			774 19 5		

No. 1.—GENERAL STATEMENT OF IMPORTS—Continued.

PORTS.	Total Quantity.	Total Value.	PRINTING MATERIALS—IMPORTED FROM					
			Great Britain.		British Colonies.		United States.	Foreign Countries.
			£ s. d.	£ s. d.	North America.	West Indies.		
Hamilton.....		£ s. d.	£ s. d.	£ s. d.	£ s. d.	£ s. d.	£ s. d.	
Kingston.....		1,864 15 4	114 7 4			1,750 8 0		
London.....		1,241 16 10				1,241 16 10		
Montreal.....		892 19 4	141 9 11			751 9 5		
Toronto.....		2,286 0 0	352 5 10			1,933 14 2		
Other Ports.....		9,001 13 8				9,001 13 8		
		2,360 4 3				2,360 4 3		
Totals.....		17,647 9 5	608 3 1			17,039 6 4		
RAGS.								
Dundee.....		£ s. d.	£ s. d.	£ s. d.	£ s. d.	£ s. d.	£ s. d.	
Montreal.....		191 15 0				191 15 0		
		26 0 0				26 0 0		
Totals.....		217 15 0				217 15 0		

RESIN AND ROSIN.

Dundas.....		£ s. d.	£ s. d.	£ s. d.	£ s. d.	£ s. d.	£ s. d.	
Hamilton.....		146 10 5				146 10 5		
Kingston.....		294 15 7				294 15 7		
Montreal.....		3,270 0 0	17 0 0			3,253 0 0		
Quebec.....		475 11 9	27 6 9			448 5 0		
Toronto.....		501 9 3				501 9 3		
Other Ports.....		527 7 11	0 13 9			526 14 2		
Totals.....		5,215 14 11	44 6 9			5,170 14 5		
RICE.								
Hamilton.....		£ s. d.	£ s. d.	£ s. d.	£ s. d.	£ s. d.	£ s. d.	
Kingston.....		1,701 0 2	43 18 4			1,657 1 10		
London.....		525 9 9				525 9 9		
Montreal.....		745 13 2				745 13 2		
Quebec.....		10,799 2 1	8,404 10 0	1,266 2 8		1,198 9 5		
Toronto.....		3,727 3 6	3,424 13 11			292 7 3		
Other Ports.....		2,079 15 11		57 9 9		2,079 15 11		
		3,671 7 9				3,613 18 0		
Totals.....		23,249 12 4	11,873 2 3	1,323 12 5		10,042 15 4		

SALT.

Bellefleur.....		£ s. d.	£ s. d.	£ s. d.	£ s. d.	£ s. d.	£ s. d.
Cobourg.....		1,969 18 2				1,969 18 2	
Gaspé.....		1,490 16 5				1,490 16 5	
Hamilton.....		1,990 18 3	859 10 10			465 0 0	
New Carlisle.....		5,748 1 11	697 4 6			5,748 1 11	
Quebec.....		2,099 1 4	12,479 8 7	155 15 0		734 6 0	
Stanley.....		19,673 18 9				1,524 5 10	
Toronto.....		2,551 12 7				2,551 12 7	
Other Ports.....		8,093 15 6				8,093 15 6	
		20,759 10 8	163 12 6	501 15 0		20,094 3 2	
Totals.....		64,377 13 7	14,199 16 5	717 10 0		42,671 19 7	

No. 1.—GENERAL STATEMENT OF IMPORTS—Continued.

PORTS.	Total Quantity.	Total Value.	SAW LOGS—IMPORTED FROM							
			Great Britain.		British Colonies.		United States.		Foreign Countries.	
			£ s. d.	£ s. d.	North America.	West Indies.	£ s. d.	£ s. d.		
Coaticook.....		£ s. d. 2 10 0							£ s. d. 2 10 0	
Diokenson's Landing.....		6 5 0							6 5 0	
Ganaoquo.....		106 0 0							106 0 0	
Windsor.....		6 17 6							6 17 6	
Totals.....		121 12 6							121 12 6	
SEEDS.										
			£ s. d.	£ s. d.	£ s. d.	£ s. d.	£ s. d.	£ s. d.	£ s. d.	£ s. d.
Hamilton.....		1 646 12	77 16 7						1,568 15 9	
Kingston.....		881 13 5	70 2 9						811 10 8	
London.....		1 504 6	314 2 10						1 190 3	
Montreal.....		12 853 0	4 026 3						3 219 16	
Quebec.....		628 2 1	499 2 11						109 5 1	
Stamford.....		1 768 18	809 19 0						1 768 18	
Toronto.....		3 240 13	308 7 6						2 430 14	
Other Ports.....		6 135 7							5 827 0	
Totals.....		28 658 13	6 105 14	8					16 926 5	1
										5 607 0
										19 14 1

SAIL CLOTH.

Kingston.....	£ s. d. 1 585 19 1	£ s. d. 998 18 3	£ s. d. 587 0 10	£ s. d. 587 0 10
Montreal.....	5 787 0 0	3 885 0 0	1 902 0 0	1 902 0 0
New Carlisle.....	5 597 13 8	857 16 2	239 17 6	239 17 6
Quebec.....	5 066 7 5	4 924 19 0	141 8 5	141 8 5
Stamford.....	653 2 10		653 2 10	653 2 10
Toronto.....	571 9 3		571 9 3	571 9 3
Other Ports.....	605 11 3	371 16 11	44 0 0	189 14 4
Totals.....	14 867 3 6	10 538 10 4	44 0 0	4 284 13 2

SETTLERS' GOODS.

Hamilton.....	£ s. d. 10 234 15 1	£ s. d. 1 937 19 9	£ s. d. 8 836 15 4	£ s. d. 8 836 15 4
Kingston.....	2 919 14 3	675 19 8	2 243 14 7	2 243 14 7
London.....	5 348 17 7	1 219 14 2	4 129 3 5	4 129 3 5
Montreal.....	4 223 11 3	3 388 6 3	645 5 0	645 5 0
Prescott.....	2 561 17 7		2 561 17 7	2 561 17 7
Sarnia.....	2 419 15 0		2 419 15 0	2 419 15 0
Stamford.....	5 518 10 0		5 518 10 0	5 518 10 0
Toronto.....	18 263 12 7	4 729 13 6	13 473 19 1	13 473 19 1
Windsor.....	5 668 1 2	465 16 11	5 668 1 2	5 668 1 2
Other Ports.....	31 414 4 4		30 848 7 3	30 848 7 3
Totals.....	88 572 18 8	11 877 10 3	290 0 0	76 345 8 5

SODA ASH.

Hamilton.....	£ s. d. 77 5 11	£ s. d. 77 5 11	£ s. d. 77 5 11	£ s. d. 77 5 11
Montreal.....	7 673 0 0	7 188 10 11	484 9 1	484 9 1
Quebec.....	2 874 15 3	2 874 15 3		
Other Ports.....	233 18 10	2 7 0	231 11 10	231 11 10
Totals.....	10 859 0 0	10 063 6 2	2 7 0	793 6 10

No. 1.—GENERAL STATEMENT OF IMPORTS—Continued.

PORTS.	Total Quantity.	Total Value.	SPECIMENS—IMPORTED FROM							
			Great Britain.		British Colonies.		United States.		Foreign Countries.	
			£ s. d.	£ s. d.	North America.	West Indies.	£ s. d.	£ s. d.		
Kingston.....		£ 5 15 0					£ 5 15 0			
Montreal.....		231 0 0	94 10 6	3 0 0			133 9 6			
Toronto.....		88 17 5	10 10 8				78 6 9			
Windsor.....		5 10 0					5 10 0			
Totals.....		331 2 5	105 1 2	3 0 0			223 1 3			
TALLOW.										
HAMILTON.....	Lbs.	£ s. d.	£ s. d.	£ s. d.	£ s. d.	£ s. d.	£ s. d.	£ s. d.	£ s. d.	£ s. d.
Kingston.....	335 900	8 869 4 8					8 869 4 8			
Montreal.....	136 793	3 518 11 6					3 518 11 6			
Prescott.....	1,223 294	38 227 18 7					38 227 18 7			
Quebec.....	274 472	4 208 16 0					4 208 16 0			
Stamford.....	66 520	1 663 0 7					1 663 0 7			
Toronto.....	140 586	4 704 15 10					4 704 15 10			
Windsor.....	788 338	20 249 1 1					20 249 1 1			
Other Ports.....	56 665	1 943 3 4					1 943 3 4			
Totals.....	170 058	5 499 16 2	4 2 2				5 495 14 0			
		88 884 7 9	4 2 2				88 880 5 7			

TEASELS.

Chippawa.....	£ s. d.	£ s. d.	£ s. d.	£ s. d.	£ s. d.	£ s. d.	£ s. d.
Kingston.....	11 1 3						11 1 3
Stamford.....	18 4 1						18 4 1
Toronto.....	1 13 9						1 13 9
	18 7 0						18 7 0
Totals.....	49 6 1						49 6 1

TREES AND SHRUBS.

Goderich.....	£ s. d.	£ s. d.	£ s. d.	£ s. d.	£ s. d.	£ s. d.	£ s. d.
Hamilton.....	1,687 10 0						1,687 10 0
Kingston.....	479 19 9						479 19 9
London.....	995 17 4						995 17 4
Montreal.....	747 5 9						747 5 9
Paris.....	247 0 0	3 0 0					227 0 0
Stamford.....	983 0 0						983 0 0
Toronto.....	1,351 18 7						1,351 18 7
Other Ports.....	5 861 5 0						5 861 5 0
	3,946 18 8	5 0 0					3,505 18 8
Totals.....	15,900 15 1	8 0 0					15,839 15 1

TYPE METAL, in Blocks or Pigs.

Brighton.....	£ s. d.	£ s. d.	£ s. d.	£ s. d.	£ s. d.	£ s. d.
Montreal.....	128 0 0					128 0 0
	339 0 0	133 0 0				206 0 0
Totals.....	467 0 0	133 0 0				334 0 0

No. 1.—GENERAL STATEMENT OF IMPORTS—Continued.

PORTS.	Total Quantity.	Total Value.	WINE, for Officers' Mess—IMPORTED FROM					
			Great Britain.		British Colonies.		United States.	Foreign Countries.
			£ s. d.	£ s. d.	North America.	West Indies.		
Kingston.....	Gallons. 521	£ s. d. 653 0 10	£ s. d. 653 0 10	£ s. d.	£ s. d.	£ s. d.	£ s. d.	
Montreal.....	812	979 9 3	892 7 7			87 1 8		
Quebec.....	863	647 1 8	481 11 8	30 0 0			135 10 0	
Totals.....	2,196	2,279 11 9	2,027 0 1	30 0 0		87 1 8	135 10 0	
WOOL.								
Bytown.....	Lbs. 3,800	£ s. d. 287 18 5	£ s. d.	£ s. d.	£ s. d.	£ s. d.	£ s. d.	
Coaticook.....	42,173	3,046 10 7				287 18 5		
Montreal.....	3,200	160 0 0	121 0 0			3,046 10 7		
Prescott.....	15,721	1,394 5 2	45 3 5			39 0 0		
Toronto.....	4,086	256 2 2				1,394 5 2		
Other Ports.....	3,921	226 12 10				210 18 9		
Totals.....	72,901	5,371 9 2	166 3 5			5,205 5 9		

VARNISH, Bright and Black.

Dundas.....	£ s. d. 20 15 7	£ s. d.	£ s. d.	£ s. d.	£ s. d.
New Carlisle.....	20 15 0	13 7 7			20 15 7
Quebec.....	184 17 6	97 18 6			7 7 5
Toronto.....	28 15 0				86 19 0
Other Ports.....	82 9 2				28 15 0
Totals.....	337 12 3	111 6 1			82 9 2

YELLOW METAL.

London.....	£ s. d. 220 14 0	£ s. d.	£ s. d.	£ s. d.	£ s. d.
Montreal.....	294 0 0	192 17 3			220 14 0
Quebec.....	7,852 7 8	7,188 9 11			101 2 9
Toronto.....	688 3 8	243 18 4			663 17 9
Other Ports.....	21 5 8				444 5 4
Totals.....	9,076 11 0	7,625 5 6			21 5 8

VENEERS.

Hamilton.....	£ s. d. 373 1 0	£ s. d.	£ s. d.	£ s. d.	£ s. d.
Kingston.....	386 19 3				373 1 0
Montreal.....	856 0 0	65 17 6			386 19 3
Oshawa.....	90 10 0				790 2 6
Toronto.....	644 11 10				90 10 0
Other Ports.....	324 1 6				644 11 10
Totals.....	2,675 3 7	65 17 6			324 1 6

No. 1.—GENERAL STATEMENT OF IMPORTS—Continued.

PORTS.	Total Quantity.	Total Value.	WOOD, used in making Carpenters' Tools—IMPORTED FROM							
			Great Britain.		British Colonies.		United States.		Foreign Countries.	
			£ s. d.	£ s. d.	North America	West Indies.	£ s. d.	£ s. d.		
Kingston.		£ s. d. 174 12 3	£ s. d.	£ s. d.	£ s. d.	£ s. d.	£ s. d.	£ s. d.	£ s. d.	
Montreal.		185 0 0						174 12 3	185 0 0	
Totals		359 12 3						359 12 3		
VEGETABLES.										
Fort Erie.		£ s. d. 253 0 4	£ s. d.	£ s. d.	£ s. d.	£ s. d.	£ s. d.	£ s. d.	£ s. d.	£ s. d.
Hamilton.		750 7 7						253 0 4	750 7 7	
Montreal.		579 18 3						579 18 3		
Stamford.		1,501 16 10						1,501 16 10		
St. Johns.		382 17 6						382 17 6		
Toronto.		1,985 4 1						1,985 4 1		
Whitby.		267 13 9						267 13 9		
Windsor.		823 16 9						823 16 9		
Other Ports.		2,091 7 9	5 10 0	115 15 6				1,970 2 3		
Totals		8,636 2 10	5 10 0	115 15 6				8,514 17 4		

OTHER ARTICLES.

Hamilton.		£ s. d. 1,005 16 11	£ s. d.	£ s. d.	£ s. d.	£ s. d.	£ s. d.	£ s. d.	£ s. d.
Kingsion.		3,386 14 2	2,049 9 11					1,005 16 11	
Montreal.		10,668 19 11	528 7 6	158 3 4				1,287 4 3	
Quebec.		5,697 11 5	2,787 0 8	280 10 0				9,982 9 1	
Stamford.		9,137 4 4						1,125 11 5	1,504 9 4
Toronto.		2,746 12 3	652 12 1					9,187 4 4	
Other Ports.		12,055 8 9	144 8 2	270 15 6				824 0 2	1,270 0 0
Totals		44,698 7 9	6,211 18 4	709 8 10				11,640 5 1	2,774 9 4

BARK.

Chatham.		£ s. d. 73 0 0	£ s. d.	£ s. d.	£ s. d.	£ s. d.	£ s. d.	£ s. d.	£ s. d.
Chippawa.		166 12 6						73 0 0	
Dalhousie.		126 10 0						166 12 6	
Pictou.		45 16 3						126 10 0	
Stanley.		110 15 0						45 16 3	
Other Ports.		28 12 6						110 15 0	
Totals		551 6 3						28 12 6	

EGGS.

PORTS.	Dozen	£ s. d.	£ s. d.	£ s. d.	£ s. d.	£ s. d.	£ s. d.
Chippawa.	1,700	83 9 6					83 9 6
Dalhousie.	3,000	136 18 6					136 18 6
Hamilton.	11,906	568 6 9					568 6 9
Niagara.	2,108	78 15 4					78 15 4
Stamford.	15,031	665 8 4					665 8 4
Stanstead.	4,400	110 1 1					110 1 1
Toronto.	20,926	807 1 10					807 1 10
Other Ports.	4,934	193 0 5					193 0 5
Totals	64,005	2,643 1 9					2,643 1 9

No. 1.—GENERAL STATEMENT OF IMPORTS—Continued.

PORTS.	Total Quantity.	Total Value.	FISH—IMPORTED FROM					
			Great Britain.	British Colonies.		United States.	Foreign Countries.	
				North America	West Indies			
		£ s. d.	£ s. d.	£ s. d.	£ s. d.	£ s. d.	£ s. d.	
Coaticook.....		1,774 5 5			1,774 5 5			
Hamilton.....		1,633 1 2			1,633 1 2			
Kingston.....		2,390 11 5			2,390 11 5			
Montreal.....		7,140 15 7			7,140 15 7			
Prescott.....		1,652 9 0			1,652 9 0			
Quebec.....		1,376 3 7			1,376 3 7			
Stamford.....		9,991 5 6			9,991 5 6			
Toronto.....		4,280 3 4			4,280 3 4			
Other Ports.....		7,893 18 9			7,893 18 9			
Totals.....		38,132 13 9			38,132 13 9			
FISH OIL.								
	Gallons.	£ s. d.	£ s. d.	£ s. d.	£ s. d.	£ s. d.	£ s. d.	£ s. d.
Hamilton.....	49 672	11,409 10 9			11,409 10 9			
Kingston.....	13 460	2,624 7 10			2,624 7 10			
London.....	6 300	1,346 3 9			1,346 3 9			
Montreal.....	63 109	12,621 15 9			12,621 15 9			
Quebec.....	10 735	1,476 1 5			1,476 1 5			
Stamford.....	41 920	11,575 13 2			11,575 13 2			
Toronto.....	52 490	11,452 10 10			11,452 10 10			
Other Ports.....	45 472	9,791 14 4			9,791 14 4			
Totals.....	283,158	62,297 17 10			62,297 17 10			

FIREWOOD.					
	Cords.	£ s. d.	£ s. d.	£ s. d.	£ s. d.
Chippawa.....	5,542	3,994 0 0			3,994 0 0
Dundee.....	2,045	966 5 0			966 5 0
Kingston.....	1,236	544 1 7			544 1 7
Niagara.....	1,018	684 7 6			684 7 6
St. Johns.....	689	408 0 0			408 0 0
St. Regis.....	8,240	4,311 10 0			4,311 10 0
Toronto.....	5,275	3,950 11 0			3,950 11 0
Other Ports.....	672	256 13 10			256 13 10
Totals.....	24,717	15,115 8 11			15,115 8 11
FRUIT, Dried.					
		£ s. d.	£ s. d.	£ s. d.	£ s. d.
Hamilton.....		3,599 15 4			3,599 15 4
London.....		1,542 6 2			1,542 6 2
Paris.....		883 17 6			883 17 6
Toronto.....		2,071 3 8			2,071 3 8
Woodstock.....		894 1 0			894 1 0
Other Ports.....		2,524 9 8			2,524 9 8
Totals.....		11,515 13 4			11,515 13 4
FURS AND SKINS, Undressed.					
		£ s. d.	£ s. d.	£ s. d.	£ s. d.
Belleville.....		165 0 0			165 0 0
Hamilton.....		735 12 6			735 12 6
Montreal.....		10,309 7 7			10,309 7 7
Quebec.....		532 15 0			532 15 0
Toronto.....		439 9 2			439 9 2
Windsor.....		171 4 9			171 4 9
Other Ports.....		302 10 2			302 10 2
Totals.....		12,655 19 2			12,655 19 2

No. 1.—GENERAL STATEMENT OF IMPORTS—Continued.

PORTS.	Total Quantity.	Total Value.	GYPSUM—IMPORTED FROM				
			British Colonies.		United States.	Foreign Countries.	
			Great Britain.	North America.			West Indies.
		£ s. d.	£ s. d.	£ s. d.	£ s. d.	£ s. d.	
Darlington.....		260 0 0			260 0 0		
Kingston.....		116 11 11			116 11 11		
Pictou.....		115 2 6			115 2 6		
Toronto.....		795 2 10			795 2 10		
Whitby.....		100 0 0			100 0 0		
Other Ports.....		173 15 0			173 15 0		
Totals.....		1,560 12 3			1,560 12 3		
PRODUCTS OF FISH.							
		£ s. d.	£ s. d.	£ s. d.	£ s. d.	£ s. d.	
Dickenson's Landing.....		25 1 6			25 1 6		
London.....		34 3 3			34 3 3		
Other Ports.....		13 3 4			13 3 4		
Totals.....		72 8 1			72 8 1		

	SLATE.					STONE, Unwrought.				
	SLATE.		STONE, Unwrought.		SLATE.		STONE, Unwrought.			
	£ s. d.	£ s. d.	£ s. d.	£ s. d.	£ s. d.	£ s. d.	£ s. d.	£ s. d.		
Dundas.....	168 15 0	168 15 0								
Hamilton.....	1,410 5 0	1,410 5 0								
Montreal.....	1,752 15 0	1,752 15 0								
Toronto.....	1,368 0 0	1,368 0 0								
Other Ports.....	300 16 10	300 16 10								
Totals.....	5,000 11 10	5,000 11 10								
TIMBER AND LUMBER.										
	£ s. d.	£ s. d.	£ s. d.	£ s. d.	£ s. d.	£ s. d.	£ s. d.	£ s. d.	£ s. d.	
Clarenceville.....	1,254 2 6	1,254 2 6								
Hamilton.....	2,243 12 4	2,243 12 4								
Stanley.....	1,304 17 10	1,304 17 10								
Toronto.....	3,539 1 8	3,539 1 8								
Other Ports.....	817 5 9	817 5 9								
Totals.....	9,159 0 1	9,159 0 1								
Dundee.....	1,806 11 3	1,806 11 3								
Goderich.....	1,675 9 6	1,675 9 6								
Montreal.....	4,118 19 3	4,118 19 3								
Quebec.....	4,790 12 0	4,790 12 0								
Sarnia.....	7,545 2 7	7,545 2 7								
St. Regis.....	2,215 8 2	2,215 8 2								
Toronto.....	1,491 8 10	1,491 8 10								
Windsor.....	2,801 13 4	2,801 13 4								
Other Ports.....	6,976 12 1	6,976 12 1								
Totals.....	33,421 17 0	33,421 17 0								

No. 1.—GENERAL STATEMENT OF IMPORTS—Continued.

PORTS.	Total Quantity.	Total Value.	TURPENTINE, other than Spirits Turpentine—IMPORTED FROM							
			Great Britain.		British Colonies.		United States.		Foreign Countries.	
			£ s. d.	£ s. d.	North America	West Indies.	£ s. d.	£ s. d.		
Kingston.....		£ s. d. 2 10 0	£ s. d.	£ s. d.	£ s. d.	£ s. d.	£ s. d.	£ s. d.	£ s. d.	
New Carlisle.....		4 8 8					2 10 0	4 8 8		
Totals.....		6 18 8					6 18 8			
TOBACCO, Unmanufactured.										
Hamilton.....	Lbs. 44 615	£ s. d. 2,464 6 5	£ s. d.	£ s. d.	£ s. d.	£ s. d.	£ s. d.	£ s. d.	£ s. d.	£ s. d.
London.....	9 489	431 8 11					431 8 11			
Montreal.....	271 678	12 135 2 8					12 135 2 8			
Quebec.....	126 304	8 420 6 5					8 420 6 5			
Toronto.....	46 101	1 605 4 1					1 605 4 1			
Other Ports.....	37 951	1,683 10 4					1,683 10 4			
Totals.....	636,138	25,739 18 10					26,739 18 10			

BISCUIT AND BREAD.

Brantford.....	£ s. d. 127 4 5	£ s. d.	£ s. d.	£ s. d.	£ s. d.	£ s. d.
Gaspé.....	134 6 2	134 6 2				
New Carlisle.....	54 15 0	54 15 0				
Totals.....	316 5 7	261 10 7				

COCOA PASTE.

Montreal.....	£ s. d. 74 19 7	£ s. d.	£ s. d.	£ s. d.	£ s. d.	£ s. d.
Totals.....	74 19 7	74 19 7				

FISH OIL.

Kingston.....	£ s. d. 131 3 2	£ s. d.	£ s. d.	£ s. d.	£ s. d.	£ s. d.
Montreal.....	21,422 15 7	21,422 15 7				
New Carlisle.....	350 14 0	350 14 0				
Quebec.....	7,197 5 3	980 15 4	6,216 9 11			
Totals.....	29,101 18 0	980 15 4	28,121 2 8			

FISH, Salted.

Kingston.....	£ s. d. 239 9 5	£ s. d.	£ s. d.	£ s. d.	£ s. d.	£ s. d.
Montreal.....	55,369 14 10	97 7 4	142 2 1			
New Carlisle.....	998 0 0	100 9 6	55,289 5 4			
Quebec.....	16,971 15 6	10 0 0	16,961 15 6			
Toronto.....	79 0 0	79 0 0				
Other Ports.....	60 1 3	16 5 0	43 16 3			
Totals.....	73,738 1 0	303 1 10	73,434 19 2			

WOOD.

Amherst.....	£ s. d. 468 0 0	£ s. d.	£ s. d.	£ s. d.	£ s. d.	£ s. d.
New Carlisle.....	177 15 0					
Totals.....	645 15 0					

No. 2.—SUMMARY STATEMENT of the Quantity and Value of and Foreign Merchandise entered for Consumption during the Year

Amount of Duty Collected on the Principal Articles of British and 1856, and indicating from what Country Imported.

ARTICLES.	TOTAL IMPORTS.	
	Quantity.	Value.
<i>Articles paying Specific Duty.</i>		
		£ s. d.
1 * Brooms.....Doz.	2,251	1,111 18 11
2 Coffee—Green.....Lbs.	1,897,388	56,530 7 10
3 Other....."	28,379	860 5 2
4 Cigars....."	53,377	20 148 5 3
5 Molasses.....Galls	1,534,489	129,227 6 9
6 * Mustard.....Lbs.	43,140	1,494 0 1
7 Snuff....."	36,481	1,815 9 9
8 * Starch....."	60,860	1,289 14 5
9 Spirits—Brandy.....Galls.	299,375	121,792 12 2
10 Cordials....."	2,909½	1,145 8 3
11 Gin....."	208,821	27,070 5 11
12 Rum....."	67,549	9,569 12 9
13 Whiskey....."	736,431	73,345 15 6
14 Wine, in Wood, £10 the Pipe or under	1,066	47 12 6
15 Do. do. over £10		
the Pipe, and not exceeding	126,407½	10,724 17 4
£15....."		
16 Do. do. over £15 do.	308,873	87,330 19 8
17 Do. Bottles, Quarts.....Doz.	13,280	24,950 15 8
18 Do. do. Pints....."	1,957	1,974 15 11
19 Sugar—Refined.....Cwt.	19,024 0 13	44,268 17 10
20 White and Brown Clayed or Yellow		
Bastard....."	6,441 3 1	8,617 7 8
21 Other kinds....."	295,905 2 9	514,487 14 8
22 Dried Fruits.....Lbs.	2,435,759	60,548 5 10
23 Pimento, Allspice, Pepper....."	655,485	15,577 17 9
24 Cassia, Cinnamon, Cloves and Ginger....."	160,207	5,907 11 0
25 Mace and Nutmegs....."	29,502	4,253 4 2
26 Macaroni and Vermicelli....."	23,573	556 17 0
27 Other Spices....."	465	21 15 4
28 Vinegar.....Galls	127,939	6,068 8 9
29 Tea.....Lbs.	6,714,367	524,574 10 3
30 Tobacco, Manufactured....."	3,053,869	127,698 8 8
31 Unmanufactured....."	41,526	2,895 1 10
TOTAL Articles paying Specific Duty.....		1,883,910 4 7
<i>Goods paying 20 per cent.</i>		
32 * Leather Manufactures—Boots and Shoes.....		32,539 19 11
33 Do. other than Boots and Shoes.....		29,844 10 11
34 * Manufactures of India Rubber.....		5,077 4 1
TOTAL Goods at 20 per cent.....		67,451 14 11

Great Britain.	FROM WHAT COUNTRY IMPORTED.			United States.	Other Foreign Countries.	Amount of Duty.	
	British Colonies.		United States.				Other Foreign Countries.
	North America	West Indies.					
£ s. d.	£ s. d.	£ s. d.	£ s. d.	£ 2. d.	£ s. d.		
	2 5 3		1,109 13 8		283 9 6	1	
323 7 10	340 1 6	21 2 6	55,362 12 0	483 4 0	4,881 2 9	2	
5 4 8	2 15 0		852 5 0		237 6 10	3	
605 18 10	215 6 10		18,935 16 6	391 3 1	6,036 11 9	4	
457 14 10	16,000 14 6	1,304 9 6	107,353 7 5	4,111 0 6	14,006 19 3	5	
1,404 7 5	0 14 0		92 18 8		539 4 10	6	
13 11 9	7 12 7		1,794 5 5		717 9 10	7	
253 7 4	2 2 1		1,034 5 0		506 18 8	8	
20,908 1 6	570 0 0		11,104 17 7	89,209 13 1	45,391 8 4	9	
615 19 0	2 10 0		280 13 5	246 5 10	624 12 6	10	
18,596 11 4	212 6 3		1,974 2 3	6,287 6 1	26,550 12 8	11	
3,790 7 3	2,016 2 10	116 7 6	2,501 14 8	1,145 0 6	6,093 2 0	12	
5,325 16 9	1 4 0		68,018 14 9		17,119 1 6	13	
0 16 10			25 15 8	21 0 0	53 6 0	14	
1,150 6 1			2,225 6 5	7,349 4 10	7,343 9 2	15	
23,258 11 11	754 14 8		13,790 0 4	44,527 12 9	24,315 15 11	16	
5,613 14 7			11,538 3 6	7,798 17 7	5,328 19 7	17	
200 9 8			1,065 11 11	708 14 4	393 17 3	18	
23,872 2 0			20,140 8 2	256 7 8	12,377 8 1	19	
285 9 8	947 0 0	70 19 6	7,027 17 4	286 1 2	2,744 4 4	20	
1,094 5 0	97,541 19 3	2,687 19 1	391,266 5 1	21,897 6 3	101,364 9 5	21	
12,952 12 2	1,573 13 5		35,190 12 10	10,831 7 5	11,396 2 1	22	
1,121 17 3	1,168 7 3	57 3 2	13,230 10 1		2,874 11 9	23	
1,905 3 11	276 2 4	50 13 10	3,675 10 11		1,857 13 11	24	
3,645 16 1	0 13 0		606 15 1		987 16 6	25	
447 4 0			89 13 0	20 0 0	120 11 8	26	
			21 15 4		5 8 11	27	
693 1 2	2 10 9		3,065 18 2	2,301 13 8	1,660 17 7	28	
16,556 12 0	5,758 5 3		492,238 10 6	10,021 2 6	60,504 2 8	29	
35 7 8	951 4 7		126,671 6 2	40 10 3	27,408 18 3	30	
6 0 0	3 16 0		2,619 13 9	265 12 1	349 0 4	31	
150,144 18 6	128,352 1 4	4,308 15 1	1,394,905 1 1	208,199 8 7	383,977 13 10		
309 16 5	119 3 0		31,874 3 11	236 16 7	6,508 12 11	32	
10,871 12 8	5 0 0		17,488 14 8	1,469 3 7	5,968 18 10	33	
914 3 2	0 11 3		3,999 5 5	163 6 3	1,015 8 9	34	
12,095 12 3	124 14 3		53,362 2 0	1,860 6 5	13,493 0 6		

* Entered for consumption after the Act 19 Vic. Cap. 10, came into operation.

No. 2.—SUMMARY STATEMENT of the Quantity and Value of and

Amount of Duty collected on the Principal Articles, &c.—Continued.

ARTICLES.	TOTAL IMPORTS.	
	Quantity.	Value.
<i>Goods at 12½ and 15 per cent.</i>		
1 Ale and Beer.....Galls	435,964	31,022 11 9
2 Blacking		2,937 12 7
3 * Brooms		5,174 2 6
4 Cider	20,331	538 11 3
5 Cocoa and Chocolate.....		231 0 2
6 Fish		367 16 0
7 Lumber or Plank.....		777 15 3
8 Manufactures—Candles		27,905 4 6
9 Carpets.....		35,955 12 4
10 Clocks and Watches.....		25,552 9 3
11 Clothes, ready made.....		54,137 18 6
12 * Starch.....		12,045 10 3
13 Combs and Brushes.....		13,077 0 6
14 Corks		3,827 10 2
15 Cotton.....		1,257,233 16 11
16 Drugs and Medicine.....		74,676 11 4
17 Earthenware and Crockery.....		71,024 2 2
18 Fancy Goods.....		155,828 10 5
19 Fur		42,393 1 7
20 Glass		31,766 3 0
21 Glassware		44,940 7 11
22 Gunpowder		12,156 3 3
23 Hats and Caps other than Fur.....		62,038 16 2
24 Hosiery		45,719 3 8
25 * India Rubber		7,294 16 2
26 Iron and Hardware.....		645,853 16 9
27 Jewelry and Plate.....		51,285 6 2
28 Lace Goods.....		13,997 8 9
29 * Leather, Boots and Shoes.....		93,690 12 11
30 * Do. other than Boots and Shoes.....		21,576 8 3
31 Do. Tanned.....		104,194 2 7
32 Linen.....		100,094 18 5
33 Locomotives.....		24,090 0 0
34 Machinery		134,056 11 11
35 Musical Instruments.....		40,487 6 8
36 Oil	319,235	65,603 1 6
37 Oil Cloth.....		12,103 7 7
38 Paints and Colors.....		65,289 10 1
39 Paper		18,053 2 11
40 Paper Hangings.....		24,369 14 10
41 Parasols and Umbrellas.....		8,992 9 8
42 Perfumery.....		5,415 17 0
43 Pickles and Sauces.....		9,165 10 11
44 Silk		290,518 17 5
45 Soap.....		34,439 16 4

Great Britain.	FROM WHAT COUNTRY IMPORTED.		United States.	Other Foreign Countries.	Amount of Duty.
	British Colonies.				
	North America.	West Indies.			
£ s. d.	£ s. d.	£ s. d.	£ s. d.	£ s. d.	£ s. d.
28,870 12 5			2,151 19 4		4,167 17 2
636 8 5			2,331 4 2		402 14 9
	1 12 0		5,172 10 6		647 0 5
2 10 0			536 1 3		72 0 6
			279 2 10	1 17 4	38 16 5
49 19 4			201 17 3	112 19 5	49 14 6
64 11 10	69 0 0		644 3 5		113 10 10
16,059 10 7	70 4 10		11,500 6 5	275 2 8	3,783 10 2
29,831 0 2			5,992 12 10	131 19 4	4,940 8 3
8,469 4 5			15,414 1 3	1,669 3 7	3,456 14 4
25,031 19 8	84 9 9		25,831 3 5	190 5 8	7,411 0 9
2,968 6 9	2 14 6		9,074 9 0		1,505 15 6
3,074 10 0	4 0 1		9,998 10 5		1,744 9 11
212 12 7			1,684 11 3	1,900 6 4	501 7 8
1,071,622 18 8	1,507 0 9		167,784 7 4	16,319 10 2	169,723 11 10
20,207 4 3	47 4 10		53,820 14 0	601 8 3	10,220 19 3
61,565 15 10	95 7 3		7,574 1 1	1,788 18 0	9,774 13 4
109,455 17 6			36,419 17 6	9,952 15 5	21,605 0 7
29,976 19 6	47 1 3		11,402 11 11	966 8 11	6,018 19 11
8,108 4 5	9 4 9		5,905 5 0	17,743 8 10	4,368 8 10
14,763 11 5	17 18 0		27,075 5 9	3,093 12 9	6,142 12 2
9,008 17 0	29 6 0		3,118 0 3		1,720 7 10
4,229 14 9	30 2 2		57,612 0 3	166 19 0	8,196 6 6
43,985 12 2			1,476 10 3	257 1 3	6,212 10 11
123 3 6			7,171 12 8		912 3 9
288,191 12 4	312 11 3		350,487 12 9	6,862 0 5	87,193 19 9
27,758 10 9	1 4 6		21,609 3 2	1,916 7 9	7,006 14 10
13,423 3 5			554 9 4	19 16 0	1,885 1 11
2,921 19 0	30 10 3		89,987 19 6	750 4 2	11,711 4 4
4,147 1 1			16,745 4 7	684 2 7	2,701 3 7
27,421 19 4	220 17 0		66,208 4 3	10,340 2 0	14,409 2 0
94,935 7 11			4,955 4 10	204 5 8	13,613 7 6
24,090 0 0					3,200 0 0
47,906 6 2			86,150 5 9		18,411 19 11
3,094 7 2			35,499 3 9	1,893 15 9	5,547 2 9
39,081 1 7	50 11 6		20,780 0 5	5,691 8 0	8,796 12 2
9,431 11 1	10 5 0		2,606 9 3	55 2 3	1,655 17 1
43,021 1 5	34 5 0		16,825 6 9	405 16 11	8,713 6 9
5,406 15 7	1 17 9		11,931 17 2	712 12 5	2,418 10 10
7,430 11 11	14 3 11		16,543 5 1	381 13 11	3,186 18 8
5,505 1 5			3,322 4 6	165 3 9	1,142 3 1
2,430 0 11			5,505 1 5	496 19 10	735 19 2
6,517 7 4			2,488 16 3	980 17 3	1,248 9 4
249,232 13 6			1,567 6 4	30,801 12 2	38,918 14 8
28,207 15 1	91 16 9		5,889 5 4	250 19 2	4,710 9 6

* Entered for consumption before the Act. 19 Vic. Cap. 10, came into operation.

No. 2.—SUMMARY STATEMENT of the Quantity and Value of and

ARTICLES.	TOTAL IMPORTS.	
	Quantity.	Value.
<i>Goods at 12½ and 15 per cent.—Continued.</i>		
1 Manufactures—Stationery		£ 51,809 5 3
2 Straw Goods		49,708 3 9
3 Small Wares		70,434 6 9
4 Tobacco Pipes		8,292 19 6
5 Toys		4,382 3 5
6 Spirits of Turpentine	Galls. 75,345	9,073 19 10
7 Wood		89,637 6 4
8 Wollens		1,044,537 7 11
9 * Rice	Cwt 2,764	2,415 5 5
10 Sweet Meats		9,903 8 1
11 Unenumerated Articles		103,188 9 9
TOTAL Goods at 12½ and 15 per cent.		
<i>Goods paying 2½ and 5 per cent.</i>		
12 Acids		1,260 18 10
13 Bleaching Powders		1,641 1 11
14 Brass and Copper Tubes		1,796 4 9
15 Candle Wick		5,393 13 2
16 Cotton, Yarn and Warp		29,129 1 4
17 Draining Tiles		164 14 6
18 Felts		1,916 7 1
19 Fire Brick		2,343 13 8
20 Fishing Hooks, Nets, &c.		3,115 17 8
21 Iron—Bar, Rod and Rolled Sheets		232,426 6 6
22 Bars and Sheets not otherwise manufactured		17,360 8 4
23 Boiler Plate		8,390 12 6
24 Canada Plates		17,106 2 5
25 Connection Rods		54 10 0
26 Chains, other than Chain Cables		9,428 0 0
27 Wrought Cranks		987 5 11
28 Galvanized		877 7 8
29 Plough Moulds		508 10 6
30 Wheels and Axles for Railroad purposes		13,155 9 3
31 Hoop		35,381 2 1
32 Scrap and Old		160 2 6
33 Railroad Bars		99,643 16 6
34 Round and Square		6,471 17 0
35 Machinery for the Manufacture of Doors, Window } Sashes and Blinds. }		4,552 8 11
36 Nitre		5,658 1 11
37 Oil Cake		21 8 6
38 Printing Paper		8,148 9 0
39 Prepared Rigging		1,369 5 1
40 Ship Sails		2,104 8 11
41 Ship Building Materials		518 18 5
42 Steel		37,463 16 1
43 Roll Sulphur		425 17 10
44 Tin and Zinc		70,806 5 10
45 Wire, Telegraph and Bridge		6,391 9 8
46 Packages		61,759 4 7
47 Unenumerated Articles		30,737 18 10
TOTAL Goods at 2½ and 5 per cent.		

* Entered for consumption before the Act 19 Vic. Cap. 10. came into operation.

Amount of Duty collected on the Principal Articles, &c.—Continued.

ARTICLES.	FROM WHAT COUNTRY IMPORTED.					Amount of Duty.
	Great Britain.	British Colonies.		United States.	Other Foreign Countries.	
		North America	West Indies			
	£ s. d.	£ s. d.	£ s. d.	£ s. d.	£ s. d.	
1 Manufactures—Stationery	33,413 18 4	0 3 0	16,874 12 9	1,520 11 2	7,013 18 1	1
2 Straw Goods	15,627 8 1		33,418 15 8	662 0 0	6,231 17 7	2
3 Small Wares	42,406 13 3	4 11 9	23,029 2 9	4,993 19 0	9,613 4 7	3
4 Tobacco Pipes	7,722 4 0	7 4 0	336 12 6	226 19 0	1,134 18 1	4
5 Toys	1,200 11 2		2,582 4 2	599 8 1	608 7 3	5
6 Spirits of Turpentine	301 9 3		8,772 10 7		1,247 4 4	6
7 Wood	4,437 3 8	44 4 0	84,721 10 3	434 8 5	12,359 1 7	7
8 Wollens	920,056 9 10	233 11 8	101,056 17 6	23,460 8 11	146,119 1 7	8
9 * Rice	2,273 0 5	138 3 8	4 1 4		301 18 3	9
10 Sweet Meats	2,238 16 7	49 1 8	7,348 2 3	265 7 1	1,394 6 8	10
11 Unenumerated Articles	23,448 15 5	400 16 0	76,351 4 11	2,946 9 9	13,923 18 11	11
TOTAL Goods at 12½ and 15 per cent.						710,885 10 10
<i>Goods paying 2½ and 5 per cent.</i>						
12 Acids	641 18 3		619 0 7		31 14 6	12
13 Bleaching Powders	1,355 18 4		285 3 7		41 1 0	13
14 Brass and Copper Tubes			1,796 4 9		41 18 8	14
15 Candle Wick			4,560 11 5		135 0 5	15
16 Cotton, Yarn and Warp	832 15 6	0 6 3	19,299 18 8		728 2 2	16
17 Draining Tiles	9,714 0 6	115 2 2	156 4 1		4 1 11	17
18 Felts	7 10 5		1,441 2 1		47 18 4	18
19 Fire Brick	475 5 0		1,059 1 10	106 9 2	58 13 4	19
20 Fishing Hooks, Nets, &c.	1,077 17 8	100 5 0	958 3 3		77 17 10	20
21 Iron—Bar, Rod and Rolled Sheets	2,136 14 5	21 0 0	9,855 4 5	98 15 6	5,811 4 1	21
22 Bars and Sheets not otherwise manufactured	17,360 8 4	222,454 1 5	18 5 2		434 3 3	22
23 Boiler Plate	8,390 12 6	15,552 9 1			222 5 5	23
24 Canada Plates	17,106 2 5	5,842 0 8			853 16 10	24
25 Connection Rods	54 10 0	16,155 10 11			2 14 6	25
26 Chains, other than Chain Cables	9,428 0 0		54 10 0		397 0 10	26
27 Wrought Cranks	987 5 11	7,431 14 9	7 17 10	1,830 11 6	157 15 11	27
28 Galvanized	877 7 8	25 9 6			41 1 1	28
29 Plough Moulds	508 10 6	708 12 2			43 6 3	29
30 Wheels and Axles for Railroad purposes	13,155 9 3	353 11 3			24 3 11	30
31 Hoop	35,381 2 1	7,311 16 4	100 0 0		423 10 7	31
32 Scrap and Old	160 2 6	35,142 1 10			884 11 1	32
33 Railroad Bars	99,643 16 6	19 0 0			4 0 1	33
34 Round and Square	6,471 17 0	96,917 18 1			2,491 2 0	34
35 Machinery for the Manufacture of Doors, Window } Sashes and Blinds. }	4,552 8 11	6,344 13 8			161 16 3	35
36 Nitre	5,658 1 11	77 0 0			106 12 3	36
37 Oil Cake	21 8 6	1,441 7 6			141 8 9	37
38 Printing Paper	8,148 9 0				0 10 9	38
39 Prepared Rigging	1,369 5 1	3,160 17 10			298 13 1	39
40 Ship Sails	2,104 8 11	517 16 6			34 4 8	40
41 Ship Building Materials	518 18 5	1,503 19 2	50 0 0		52 10 9	41
42 Steel	37,463 16 1	183 5 9	9 15 0		13 0 4	42
43 Roll Sulphur	425 17 10	30,657 9 10			936 15 0	43
44 Tin and Zinc	70,806 5 10	5 8 6			10 13 1	44
45 Wire, Telegraph and Bridge	6,391 9 8	56,758 19 9			1,770 8 2	45
46 Packages	61,759 4 7	4,337 2 0			159 13 2	46
47 Unenumerated Articles	30,737 18 10	6,259 10 4	5,803 9 0	51 8 9	1,545 18 9	47
TOTAL Goods at 2½ and 5 per cent.						18,864 5 3
TOTAL Goods at 12½ and 15 per cent.						18,864 5 3

No. 2.—SUMMARY STATEMENT of the Quantity and Value of and

ARTICLES.	TOTAL IMPORTS.	
	Quantity.	Value.
<i>Free Goods.</i>		£ s. d.
1 Anatomical Preparations.....		581 0 0
2 Anchors.....		5,926 13 1
3 Animals—Cows..... No. 701		4,257 17 6
4 Horses..... " 1,939		54,026 5 10
5 Oxen and Bulls..... " 4,163		49,072 0 4
6 Sheep..... " 9,019		7,819 5 1
7 Pigs..... " 1,989		5,251 5 11
8 Poultry.....		1,740 5 2
9 Ashes—Pearl and Pot.....		2,151 14 9
10 Bark, Berries—Nuts and Vegetables, Woods and Drugs—used solely in dyeing.....		7,265 18 1
11 Book Binders' Tools—Presses and Implements.....		624 13 1
12 Books.....		159,156 16 0
13 Bristles.....		2,515 8 5
14 Busts and Casts.....		1,323 11 1
15 Burrstones and Grindstones, Unwrought.....		3,007 19 7
16 Do. do. Wrought.....		2,070 3 10
17 Bunting.....		285 12 10
18 Broom Corn.....		9,825 15 9
19 Butter..... Cwt. 2,338		11,412 11 2
20 Cabinets of Coins.....		221 0 0
21 Caoutchouc.....		19,833 3 8
22 Cheese..... Cwt. 14,172		39,941 7 5
23 Coal and Coke..... Tons. 156,203		133,551 14 6
24 Copper in Bars, Rods or Sheets.....		13,634 7 7
25 Cordage of all kinds.....		56,329 8 9
26 Cotton and Flax Waste.....		3,811 14 2
27 Cotton Wool.....		4,759 19 5
28 Chain Cables.....		13,641 2 2
29 Donations.....		203 8 2
30 Drawings.....		14,207 3 2
31 Farming Implements.....		81 10 0
32 Felt Sheeting.....		1,683 18 10
33 Fire Clay.....		553 6 3
34 Flax, Hemp and Tow, undressed.....		26,063 3 9
35 Fruit, Green.....		34,564 1 6
36 Furs and Skins.....		3,612 9 8
37 Grains—Barley and Rye..... Bus. 25,234		4,120 4 4
38 Bran and Shorts..... " 1,802 13 1		303 17 9
39 Buckwheat..... " 1,964		202,184 7 2
40 Flour..... Bbls. 140,167		31,336 11 1
41 Oats..... Bus. 343,036		1,423 1 8
42 Beans and Peas..... " 4,415		209,576 2 2
43 Indian Corn..... " 1,669,928		423,522 3 4
44 Wheat..... " 1,409,634		4,230 19 9
45 Hops.....		10,097 18 6
46 Meal of the above Grains..... Bbls. 10,845		13,244 6 10
47 Grease and Scraps.....		1,009 2 1
48 Hat Plush.....		965 7 0
49 Hay..... Tons. 296		64,784 14 0
50 Hides.....		7,527 3 9
51 Indigo.....		

Amount of Duty collected on the Principal Articles, &c.—Continued.

ARTICLES.	FROM WHAT COUNTRY IMPORTED.					Amount of Duty.
	Great Britain.	British Colonies.		United States	Other Foreign Countries.	
		North America	West Indies.			
	£ s. d.	£ s. d.	£ s. d.	£ s. d.	£ s. d.	
1 Anatomical Preparations.....				581 0 0		1
2 Anchors.....	5,556 19 4	53 14 0		315 19 9		2
3 Animals—Cows..... No. 701	25 0 0	38 10 0		4,194 7 6		3
4 Horses..... " 1,939	72 6 4	156 0 0		53,797 19 6		4
5 Oxen and Bulls..... " 4,163	178 0 0			48,994 0 4		5
6 Sheep..... " 9,019	1,451 18 2	3 10 0		6,363 16 11		6
7 Pigs..... " 1,989	29 4 0	1 0 0		5,224 1 11		7
8 Poultry.....		5 0 0		1,735 5 2		8
9 Ashes—Pearl and Pot.....	350 4 4	2 5 0		1,799 5 5		9
10 Bark, Berries—Nuts and Vegetables, Woods and Drugs—used solely in dyeing.....	411 12 0			6,453 8 11	400 17 2	10
11 Book Binders' Tools—Presses and Implements.....	76 0 0			548 13 1		11
12 Books.....	43,109 11 8	195 0 0		108,423 7 8	7,428 16 8	12
13 Bristles.....	800 0 8			1,715 7 9		13
14 Busts and Casts.....	287 4 5			400 16 8	635 10 0	14
15 Burrstones and Grindstones, Unwrought.....	44 12 0			2,067 7 7	457 0 0	15
16 Do. do. Wrought.....		125 0 0		1,945 3 10		16
17 Bunting.....	255 19 1			29 13 9		17
18 Broom Corn.....				9,825 15 9		18
19 Butter..... Cwt. 2,338	6 6 6	107 2 0		11,241 11 10	57 10 10	19
20 Cabinets of Coins.....				221 0 0		20
21 Caoutchouc.....				19,300 3 6		21
22 Cheese..... Cwt. 14,172	1,501 0 0	1 3 0		38,415 0 0	24 4 5	22
23 Coal and Coke..... Tons. 156,203	32,403 19 11	4,807 10 0		96,340 4 7		23
24 Copper in Bars, Rods or Sheets.....	2,983 3 5	1 5 0		10,649 19 2		24
25 Cordage of all kinds.....	38,101 14 4	849 6 2		17,314 13 3	63 15 0	25
26 Cotton and Flax Waste.....	149 0 0			3,662 14 2		26
27 Cotton Wool.....	376 8 0			4,383 11 5		27
28 Chain Cables.....	13,190 19 3	130 4 11		319 18 0		28
29 Donations.....	15 0 0			188 8 2		29
30 Drawings.....	3,197 15 5	180 0 0		9,078 12 8	1,750 15 1	30
31 Farming Implements.....				81 10 0		31
32 Felt Sheeting.....				1,683 18 10		32
33 Fire Clay.....	9 0 0			544 6 3		33
34 Flax, Hemp and Tow, undressed.....	5,792 10 10			20,270 12 11		34
35 Fruit, Green.....	15 3 0			34,395 19 9	152 10 0	35
36 Furs and Skins.....	2,055 9 4	505 11 7		1,051 8 9		36
37 Grains—Barley and Rye..... Bus. 25,234		4 10 3		4,115 14 1		37
38 Bran and Shorts..... " 1,802 13 1				1,802 13 1		38
39 Buckwheat..... " 1,964				303 17 9		39
40 Flour..... Bbls. 140,167	124 2 6	2,719 1 0		199,320 5 0	20 18 8	40
41 Oats..... Bus. 343,036		150 14 0		31,185 17 1		41
42 Beans and Peas..... " 4,415	158 8 11	16 12 6		1,215 9 4	32 10 11	42
43 Indian Corn..... " 1,669,928		0 18 0		209,575 4 2		43
44 Wheat..... " 1,409,634	3 0 0			423,519 13 4		44
45 Hops.....	73 17 7			4,157 2 2		45
46 Meal of the above Grains..... Bbls. 10,845	167 2 11	751 16 9		9,178 18 10		46
47 Grease and Scraps.....		53 0 0		13,191 6 10		47
48 Hat Plush.....	102 2 6			579 1 11	327 17 8	48
49 Hay..... Tons. 296		20 0 0		945 7 0		49
50 Hides.....	144 0 0	1,428 12 2		62,892 2 5	319 19 5	50
51 Indigo.....	5,995 15 6	175 17 3		1,355 11 0		51

No. 2.—SUMMARY STATEMENT of the Quantity and Value of and

ARTICLES.	TOTAL IMPORTS.	
	Quantity.	Value.
<i>Free Goods—Continued.</i>		
1 Junk and Oakum.....Cwt.	2,928	3,128 6 3
2 Lard.....Lbs.	1,300,749	35,621 12 5
3 Lead—Pig and Sheet.....		7,807 16 6
4 Marble in Blocks, unpolished.....		6,788 12 4
5 Portland Cement.....		3,536 3 8
6 Maps.....		3,611 11 5
7 Manures.....		2,918 17 8
8 Meats of all kinds.....Cwt.	56,719	121,436 13 11
9 Mess Pork.....Bbbs.	58,342	233,896 6 5
10 Military Clothing.....		9,966 18 6
11 Military Stores.....		28,242 13 2
12 Models.....		975 0 10
13 Oil—Cocoa Nut, Pine and Palm.....		8,953 6 1
14 Ores of all kinds of Metals.....		1,488 0 0
15 Philosophical Instruments.....		1,945 10 6
16 Pig Iron.....Tons.	19,262	94,586 18 7
17 Pipe Clay.....		294 12 4
18 Pitch and Tar.....Bbbs.	3,832	2,897 6 8
19 Printing Materials.....		17,647 9 5
20 Rags.....		217 15 0
21 Resin and Rosin.....Bbbs.	7,810	5,215 14 11
22 Rice.....Cwt.	20,333	23,249 12 4
23 Salt.....Bus.	1,354,174	64,377 13 7
24 Saw Logs.....		121 12 6
25 Seeds.....		23,658 13 10
26 Sawn Lumber.....		14,867 3 6
27 Settlers' Goods.....		88,572 18 8
28 Soda Ash.....		10,859 0 0
29 Specimens.....		331 2 5
30 Tallow.....Lbs.	3,142,626	88,984 7 9
31 Tensels.....		49 6 1
32 Trees and Shrubs.....		15,900 15 1
33 Type Metal, in Blocks or Pigs.....		467 0 0
34 Wine for Officers' Mess.....Galls.	2,196	2,279 11 9
35 Wool.....Lbs.	72,901	5,371 9 2
36 Varnish—Bright and Black.....		337 12 3
37 Yellow Metal.....		9,076 11 0
38 Veneers.....		2,675 8 7
39 Vegetables.....		8,636 2 10
40 Wood used in making Carpenters' Tools.....		359 12 3
41 Other Articles.....		44,698 7 9
<i>Articles not hereinbefore enumerated and admitted free, from U. S. only, under Reciprocity Treaty.</i>		
42 Bark.....Cords.	608	551 6 3
43 Eggs.....Doz.	64,005	2,643 1 9
44 Fish.....		38,132 13 9
45 Fish Oil.....Galls.	283,158	62,297 17 10
46 Firewood.....Cords.	24,717	15,115 8 11
47 Fruit, Dried.....		11,515 13 4
48 Furs and Skins, undressed.....		12,655 19 2
49 Gypsum.....		1,560 12 3

Amount of Duty collected on the Principal Articles, &c.—Continued.

Great Britain.	FROM WHAT COUNTRY IMPORTED.				Amount of Duty.
	British Colonies.	United States.	Other Foreign Countries.		
£ s. d.	£ s. d.	£ s. d.	£ s. d.	£ s. d.	£ s. d.
597 18 1	748 12 6	1,781 15 8			
74 1 1	14 10 0	35,533 1 4			
5,338 0 1	4 10 0	1,965 6 4			
		6,788 12 4			
		3,536 3 8			
		3,077 8 9			
534 2 8		2,774 19 11			
26 16 3	117 1 6				
748 11 6	16 0 0	123,571 19 6	100 2 11		
2,402 9 10	548 2 7	230,870 14 0	75 0 0		
9,124 11 0		842 7 6			
27,716 2 4		526 10 10			
183 17 6		791 9 4			
2,109 18 6		6,843 7 7			
		1,488 0 0			
1,121 2 6		788 8 0	36 0 0		
73,145 5 4		21,441 13 3			
91 0 0		303 12 4			
724 6 11	208 7 3	1,964 12 6			
608 3 1		17,039 6 4			
		217 15 0			
44 6 9	0 13 9	5,170 14 5			
11,873 2 3	1,323 12 5	10,042 15 4	10 2 4		
14,199 16 5	717 10 0	42,671 19 7	6,788 7 7		
		121 12 6			
6,105 14 8		16,926 5 1	5,626 14 1		
10,538 10 4	44 0 0	4,284 13 2			
11,877 10 3	290 0 0	76,345 8 5	60 0 0		
10,063 6 2	2 7 0	793 6 10			
105 1 2	3 0 0	223 1 3			
4 2 2		88,880 5 7			
		49 6 1			
53 0 0	8 0 0	15,839 15 1			
133 0 0		334 0 0			
2,027 0 1	30 0 0	87 1 8	135 10 0		
166 3 5		5,205 5 9			
111 6 1		226 6 2			
7,625 5 6		1,451 5 6			
65 17 6		2,609 6 1			
5 10 0	115 15 6	8,514 17 4			
		359 12 3			
6,211 18 4	709 8 10	35,002 11 3	2,774 9 4		
		551 6 3			
		2,643 1 9			
		38,132 13 9			
		62,297 17 10			
		15,115 8 11			
		11,515 13 4			
		12,655 19 2			
		1,560 12 3			

No. 2.—SUMMARY STATEMENT of the Quantity and Value of and

ARTICLES.	TOTAL IMPORTS.	
	Quantity.	Value.
£ s. d.		
<i>Free Goods—Continued.</i>		
1 Products of Fish.....		72 8 1
2 Slate.....		5,000 11 10
3 Stone, unwrought.....		9,159 0 1
4 Timber and Lumber.....		33,421 17 0
5 Turpentine, other than Spirits Turpentine.....		6 18 8
6 Tobacco, unmanufactured.....Lbs.	536,138.	26,739 18 10
<i>Produce or Manufacture of Great Britain or of the B. N. A. Provinces when imported direct.</i>		
7 Biscuit and Bread.....Cwt.		316 5 7
8 Cocoa Paste.....		74 19 7
9 Fish Oil.....Galls.	205,215	29,101 18 0
10 Fish.....		73,738 1 0
11 Wood.....		645 15 0
TOTAL Free Goods.....		2,997,941 14 9
RECAPITULATION.		
12 Goods paying Specific Duty.....		1,885,910 4 7
13 " " 20 per cent.....		67,451 14 11
14 " " 12½ and 15 per cent.....		5,225,633 4 3
15 " " 2½ and 5 ".....		719,159 17 8
16 Free Goods.....		2,997,941 14 9
TOTAL.....		10,896,096 16 2

Amount of Duty collected on the Principal Articles, &c.—Continued.

Great Britain.	FROM WHAT COUNTRY IMPORTED.				Amount of Duty.	
	North America	British Colonies.		United States.		Other Foreign Countries.
		West Indies.				
£ s. d.	£ s. d.	£ s. d.	£ s. d.	£ s. d.	£ s. d.	
			72 8 1			
			5,000 11 10			
			9,159 0 1			
			33,421 17 0			
			6 18 8			
			26,739 18 10			
261 10 7	54 15 0					
	74 19 7					
980 15 4	28,121 2 8					
303 1 10	73,434 19 2					
	645 15 0					
367,549 17 5	119,716 15 1		2,483,396 10 2	27,278 12 1		
150,144 18 6	128,352 1 4	4,308 15 1	1,394,905 1 1	208,199 8 7	383,977 13 10	
12,095 12 3	124 14 3		53,362 2 0	1,869 6 5	13,493 0 6	
3,479,733 2 2	3,661 4 10	43 4 2	1,589,311 4 9	152,884 8 4	710,885 10 10	
543,709 19 7	6,293 17 11	51 8 9	155,152 7 3	13,952 4 2	18,864 5 3	
367,549 17 5	119,716 15 1		2,483,396 10 2	27,278 12 1		
4,653,233 9 11	258,148 13 5	4,408 8 0	5,676,127 5 3	404,183 19 7	1,127,220 10 5	

No. 3.—COMPARATIVE STATEMENT shewing in contrast the Merchandise, entered for consumption in Canada,

ARTICLES.	1854.						
	Quantity.	Value.			Duty.		
			£	s.	d.	£	s.
1 Coffee—Green.....Lbs.	1,647,325	42,011	18	9	8,683	8	5
2 Other....."	17,690	505	5	11	173	14	6
3 Cigars....."	49,688	13,236	17	2	5,381	4	2
4 Molasses.....Galls	1,553,693	64,283	5	0	20,982	17	0
5 Snuff.....Lbs.	28,376	1,348	6	5	641	9	6
6 Starch....."							
7 Spirits—Brandy.....Galls	215,113	72,877	5	10	39,730	12	6
8 Cordials....."	2,858	865	4	3	645	0	1
9 Gin....."	146,548	16,597	15	1	18,804	4	9
10 Rum....."	53,854	5,450	15	7	4,728	11	5
11 Whisky....."	703,313	60,080	11	1	16,301	9	8
12 Wine, of all kinds....."	424,124	74,270	11	0	32,884	5	4
13 Sugar—Refined.....Cwt.	28,261 0 19	53,419	8	10	20,808	0	4
14 Other kinds....."	270,924 0 22	301,185	9	11	118,925	8	11
15 Dried Fruits.....Lbs.		47,645	11	5	14,293	13	4
16 Macaroni and Vermicelli....."		408	14	10	122	12	6
17 Spices....."		17,184	0	1	5,155	4	0
18 Vinegar.....Galls	165,470	6,612	7	7	1,983	14	3
19 Tea.....Lbs.	4,906,997	363,210	7	1	65,847	2	4
20 Tobacco—Manufactured....."	3,199,994	104,975	18	8	26,455	6	0
21 Unmanufactured....."	721,055	16,776	16	2	3,599	6	0
22 Ale and Beer.....Galls.	216,944	17,119	10	2	2,139	18	9
23 Brooms....."		5,048	0	3	631	0	1
24 Manufactures—Candles....."		19,959	6	2	2,494	18	3
25 Clocks and Watches....."		32,908	15	1	4,113	12	0
26 Clothes, ready made....."		25,787	2	8	3,223	7	10
27 Combs and Brushes....."		16,021	14	0	2,002	14	3
28 Cotton....."	1,269,087	4	9		158,635	18	1
29 Drugs and Medicine....."	80,661	6	5		10,082	18	4
30 Earthenware and Crockery....."	78,704	6	8		9,838	0	10
31 Fancy Goods....."	98,644	5	5		12,330	10	8
32 Fur....."	63,703	16	6		7,962	19	7
33 Glass and Glassware....."	80,347	6	1		10,043	8	3
34 Gunpowder....."	11,734	2	1		1,466	15	3
35 Hats and Caps other than fur....."	61,740	16	2		7,717	12	1
36 Hosiery....."	81,609	2	11		10,201	2	10
37 India Rubber....."	23,250	9	5		2,906	6	2
38 Iron and Hardware....."	860,558	6	9		107,569	15	10
39 Jewelry and Plate....."	65,123	19	3		8,140	9	11
40 Leather, Boot- and Shoes....."	121,646	15	9		15,205	17	0
41 Do. other than Boots & Shoes....."	39,304	14	6		4,913	1	10
42 Do. Tanned....."	88,739	8	11		11,092	8	7
43 Linen....."	125,873	17	9		15,734	4	9
44 Machinery....."	214,806	0	11		26,850	15	1
45 Musical Instruments....."	38,538	1	4		4,817	5	2
46 Oil.....Galls.	390,489	77,597	17	4	9,699	14	8
47 Paints and Colors....."	51,882	17	8		6,485	7	3
48 Paper and Paper Hangings....."	52,423	9	3		6,552	18	8
49 Pickles and Sauces....."	10,969	10	2		1,371	3	9
50 Silk....."	375,605	10	10		46,950	13	10
51 Soap....."	29,290	0	8		3,661	5	1
52 Stationery....."	39,670	4	7		4,958	15	6
53 Straw Goods....."	46,186	7	8		5,773	6	0
54 Small Wares....."	97,974	19	11		12,246	17	6
55 Wood....."	99,350	14	11		12,418	16	10

(*) Admitted Free under Reciprocity Treaty.

Quantities and Values of the Principal Articles of British and Foreign during the years 1854, 1855 and 1856.

ARTICLES.	1855.						1856.							
	Quantity.	Value.			Duty.			Quantity.	Value.			Duty.		
			£	s.	d.	£	s.		d.	£	s.	d.	£	s.
1 Coffee—Green.....Lbs.	1,860,016	51,967	1	5	4,422	15	7	1,897,388	56,530	7	10	4,881	2	9
2 Other....."	31,672	897	9	10	267	8	10	28,379	860	5	2	237	6	10
3 Cigars....."	53,113	17,703	5	11	5,328	15	11	53,337	20,148	5	3	6,036	11	9
4 Molasses.....Galls	1,591,808	92,840	15	0	14,800	1	8	1,534,489	129,227	6	9	14,006	19	3
5 Snuff.....Lbs.	37,875	1,916	10	8	646	19	7	36,481	1,815	9	9	717	9	10
6 Starch....."		8,265	4	9	1,033	3	1		13,335	4	8	2,012	14	2
7 Spirits—Brandy.....Galls	148,312	60,065	8	9	22,704	18	2	299,375	121,792	12	2	45,391	8	4
8 Cordials....."	1,211	508	12	8	246	5	2	2,909	1,145	8	3	624	12	6
9 Gin....."	136,056	16,985	6	10	17,071	3	9	208,821	27,070	5	11	26,550	12	8
10 Rum....."	37,707	5,363	13	3	3,156	10	8	67,549	9,569	12	9	6,093	2	0
11 Whisky....."	836,986	91,295	4	2	17,906	3	0	736,431	73,345	15	6	17,119	1	6
12 Wine, of all kinds....."	344,408	76,453	5	8	24,411	6	7	470,566	125,029	1	1	37,338	7	11
13 Sugar—Refined.....Cwt.	24,211 2 8	46,750	19	2	14,889	1	10	19,024 0 13	44,268	17	10	12,377	8	1
14 Other kinds....."	323,730 0 2	404,051	6	0	110,880	7	5	302,347 1 10	523,105	2	4	104,108	13	9
15 Dried Fruits.....Lbs.	2,376,296	55,516	4	3	11,296	10	6	2,435,789	60,548	5	10	11,396	2	1
16 Macaroni and Vermicelli....."	28,030	587	5	6	116	13	9	28,573	556	17	0	120	11	8
17 Spices....."	449,759	14,792	2	5	3,121	19	1	845,659	25,760	8	3	5,725	11	1
18 Vinegar.....Galls	100,454	4,829	18	11	1,255	6	1	127,939	6,068	8	9	1,660	17	7
19 Tea.....Lbs.	5,580,512	426,414	12	3	49,317	10	8	6,714,367	524,574	10	3	60,504	2	8
20 Tobacco—Manufactured....."	3,062,529	114,115	6	10	25,293	19	5	3,053,869	127,698	8	3	27,408	18	3
21 Unmanufactured....."	747,695	19,085	2	0	232	16	11	577,664	29,635	0	8	349	0	4
22 Ale and Beer.....Galls.	265,955	17,340	11	3	2,167	11	5	450,776	31,022	11	9	4,167	17	2
23 Brooms....."		6,388	19	10	798	12	6		6,286	1	5	930	9	11
24 Manufactures—Candles....."		23,948	0	9	2,993	10	1		27,905	4	6	3,783	10	2
25 Clocks and Watches....."		35,359	12	4	4,419	19	1		25,552	9	3	3,456	14	4
26 Clothes, ready made....."		39,447	13	9	4,930	19	3		54,137	18	6	7,411	0	9
27 Combs and Brushes....."		14,619	10	7	1,827	8	10		13,077	0	6	1,744	9	11
28 Cotton....."	851,973	12	9		106,496	15	1	1,257,233	16	11	169,723	11	10	
29 Drugs and Medicine....."	79,275	8	3		9,909	8	7	74,676	11	4	10,220	19	3	
30 Earthenware and Crockery....."	62,622	1	2		7,827	15	2	71,024	2	2	9,774	13	4	
31 Fancy Goods....."	69,302	11	0		8,662	16	4	155,828	10	5	21,605	0	7	
32 Fur....."	38,523	5	4		4,815	8	2	42,393	1	7	6,018	19	11	
33 Glass and Glassware....."	70,276	1	3		8,784	10	2	76,706	10	11	10,511	1	0	
34 Gunpowder....."	12,667	17	11		1,583	9	9	12,156	3	3	1,720	7	10	
35 Hats and Caps other than fur....."	57,723	4	0		7,215	8	0	62,038	16	2	8,196	6	6	
36 Hosiery....."	38,302	6	4		4,787	15	10	45,719	3	8	6,212	10	11	
37 India Rubber....."	11,611	9	7		1,451	8	8	12,372	0	3	1,937	12	6	
38 Iron and Hardware....."	635,629	11	5		79,453	14	0	645,853	16	9	87,193	19	9	
39 Jewelry and Plate....."	59,612	5	10		7,451	10	9	51,285	6	2	7,006	14	10	
40 Leather, Boot- and Shoes....."	149,179	7	0		18,647	8	4	126,230	12	10	18,214	17	3	
41 Do. other than Boots & Shoes....."	42,124	6	2		5,265	10	9	51,410	19	2	8,665	2	5	
42 Do. Tanned....."	59,039	12	7		7,379	19	1	104,194	2	7	14,409	2	0	
43 Linen....."	61,390	2	2		7,673	15	3	100,094	18	5	13,613	7	6	
44 Machinery....."	153,399	12	4		19,174	19	1	134,056	11	11	18,411	19	11	
45 Musical Instruments....."	38,552	12	4		4,819	1	6	40,487	6	8	5,547	2	9	
46 Oil.....Galls.	250,702	52,043	6	6	6,505	8	4	319,235	65,603	1	6	8,796	12	2
47 Paints and Colors....."	52,868	16	11		6,608	12	1	65,289	10	1	8,713	6	9	
48 Paper and Paper Hangings....."	42,246	7	2		5,280	16	0	42,422	17	9	5,605	9	6	
49 Pickles and Sauces....."	11,847	10	10		1,450	18	10	10,663	11	0	1,787	14	2	
50 Silk....."	213,973	3	9		26,746	13	0	290,518	17	5	38,918	14	8	
51 Soap....."	27,453	3	9		3,431	13	0	34,439	16	4	4,710	9	6	
52 Stationery....."	34,985	5	2		4,373	3								

No. 3.—COMPARATIVE STATEMENT shewing in contrast the

ARTICLES.	1854.		
	Quantity.	Value.	Duty.
1 Woollen.....		£ s. d.	£ s. d.
2 † Rice..... Cwt.	27,343	1,354,361 6 4	169,295 3 4
3 Sweet Meats.....		24 958 1 2	3 119 15 2
4 Unenumerated Articles pay'g 12½ & 15°/o		3,783 14 11	1 135 2 5
5 Bleaching Powders.....		205,190 8 9	25,648 16 2
6 Cotton, Yarn and Warp.....		1,416 14 4	35 8 5
7 Felts.....		28,080 14 2	702 0 5
8 Fire Brick.....		4,193 15 7	104 16 10
9 Fishing Hooks, Nets, &c.....		4,357 13 0	108 18 10
10 Iron—Bar, Rod and Rolled Sheets.....		6,471 10 0	161 15 9
11 Boiler Plate.....		503,881 11 0	12,597 0 9
12 Chains, other than Chain Cables.....		30,069 9 3	751 14 9
13 Hoop.....		49,390 6 0	1,234 15 2
14 Railroad Bars.....		28,796 7 10	719 18 1
15 Round and Square.....		398,585 13 4	9,964 12 10
16 Wheels and Axles, Hoops and Tires, (for Locomotives).....		11,268 17 5	281 14 6
17 Steel.....		36,250 9 4	906 5 8
18 Roll Sulphur.....		434 14 4	10 17 4
19 Tin and Zinc.....		65,170 4 0	1,629 5 1
20 Packages.....			
21 Unenumerated Articles paying 2½ °/o		120,561 0 9	3,014 0 9
22 * Animals—Cows..... Num.			
Horses..... "			
Oxen and Bulls..... "	2,673	21,249 13 0	1,444 0 0
Sheep..... "			
Pigs..... "			
Poultry..... "			
23 * Bark, Berries—Nuts and Vegetables, Woods and Drugs—used solely in dyeing.....		11,034 2 7	275 17 0
24 Books.....		119,815 5 7	
25 † Bristles.....		2,096 17 3	52 8 6
26 Bunts and Casts.....		537 3 11	
27 * Burrstone, and Grindstone.....		2,355 19 5	58 19 0
28 * Broom Corn.....		4,981 7 8	124 10 8
29 * Butter..... Cwt.	79	295 16 3	59 3 3
30 Caoutchouc.....			
31 * Cheese..... Cwt.	3,711	10,137 18 6	2,027 11 8
32 * Coals and Coke..... Tons.	152,138	103,914 8 0	2,597 17 3
33 Copper in Bars, Rods, or Sheets.....			
34 † Cordage of all kinds.....		83,701 1 1	2,092 10 7
35 Cotton Wool.....		3,814 0 0	
36 Donations.....		252 0 1	
37 Drawings.....		9,524 13 2	
38 Farming Implements.....		342 16 0	
39 * Flax, Hemp and Tow, undressed.....		34,499 10 8	862 9 9
40 * Fruit, Green.....		11,475 18 10	3,442 15 8
41 * Grains—Barley and Rye..... Bus.	3,182	491 17 1	98 7 5
42 Bran and Shorts..... "		179 17 6	35 19 6
43 Flour..... Bbls.	2,980	4,490 19 10	898 4 0
44 Oats..... Bus.	27,946	2,791 17 4	558 7 6
45 Beans and Peas.....	2,333	590 17 1	118 3 5
46 Indian Corn..... "	1,029,514	177,735 10 6	
47 Wheat..... "	120,106	34,728 7 6	
48 Hops.....		2,959 10 0	591 18 0

Quantities and Values of the Principal Articles of, &c.—Continued.

	1855.			1856.		
	Quantity.	Value.	Duty.	Quantity.	Value.	Duty.
		£ s. d.	£ s. d.		£ s. d.	£ s. d.
		838 248 4 1	104,781 0 7		1,080,793 0 3	151,059 9 10
	28,095	29,999 7 7	2,422 11 4	23,097	25 664 17 9	301 18 3
		6,821 5 10	852 13 3		9 903 8 1	1 394 6 8
		166,386 6 1	20,798 5 9		198 267 0 11	26,711 14 6
		957 16 7	23 19 0		1 641 1 11	41 1 0
		29,764 0 11	744 2 0		29 129 1 4	728 2 2
		2,101 7 6	52 10 9		1 916 7 1	47 18 4
		3 123 6 0	78 1 8		2,343 13 8	58 13 4
		4,707 0 9	117 13 6		3,115 17 8	77 17 10
		148,371 16 2	3,709 5 10		249,786 14 10	6,245 7 4
		20,135 6 10	503 7 8		25 996 14 11	1,076 2 3
		11,502 13 10	196 6 6		23,069 2 2	397 0 10
		16,983 13 3	424 11 10		35 381 2 1	884 11 1
		179,115 8 7	4,477 17 9		99 643 16 6	2,491 2 0
		4,871 14 4	121 15 11		7,619 5 5	206 18 3
		43,215 9 0	1,080 7 9		13,155 9 3	423 10 7
		22,432 7 2	560 16 6		37,463 16 1	936 15 0
		484 10 3	12 2 3		425 17 10	10 13 1
		33,403 2 4	835 1 6		70 806 5 10	1,770 8 2
		57,267 19 7	1,431 14 0		61,759 4 7	1,545 18 9
		63,008 9 1	1,575 4 1		69,547 8 8	1,922 5 3
	7,949	53,759 14 6		17,841	122,169 19 10	
		5,387 14 7			7,265 18 1	
		133,287 6 0			159,156 16 0	
		1,300 8 0			2,515 8 5	
		991 1 7			1,323 11 1	
		2,434 2 1			5,078 3 5	
		7,047 14 9			9,825 15 9	
	1,340	6,552 7 1		2,338	11,412 11 2	
		11,275 18 3			19,833 3 8	
	10,287	27,880 11 1		14,172	39,941 7 5	
	132,830	108,067 18 6		156,203	133,551 14 6	
		8,589 17 2			13,634 7 7	
		30,530 18 11			56,329 8 9	
		3,957 15 4			4,759 19 5	
		102 15 10			203 8 2	
		11,625 2 2			14,207 3 2	
		398 15 0			81 10 0	
		18,607 7 1			26,063 3 9	
		36,182 7 9			34,564 1 6	
	6,125	1,645 6 3		25,234	4,120 4 4	
		622 1 5			1,802 13 1	
		199,410		140,167	202,184 7 2	
		121,499		343,036	31,336 11 1	
		1,246		4,415	1,423 1 8	
	1,351,262	280,136 16 0		1,669,928	209 576 2 2	
	926,011	365,406 0 2		1,409,634	423,522 13 4	
		3,799 2 2			4,230 19 9	

(*) Admitted Free 1854-5, under the Reciprocity Treaty and Act 18 Vict. cap. 5.

(†) " " " " " only.

(‡) " " " 18 Vict. cap. 5, only.

No. 4.—RETURN OF ARTICLES imported directly into Canada from the United Kingdom and the British North American Provinces, being the growth, produce and manufacture of said United Kingdom and of such Provinces, for the year 1856, admitted Free of Duty under 12 Vic. Cap. 1, and 13 & 14 Vic. Cap. 3.

ARTICLES.		VALUE.
		£ s. d.
Animals.....		1,960 8 6
Biscuit and Bread.....		316 5 7
Butter.....		113 8 6
Cocoa Paste.....		74 19 7
Fish Oil.....		29,101 18 0
Fish.....		73,738 1 0
Flour.....		2,843 3 6
Furs and Skins.....		2,561 0 11
Grain.....		334 4 2
Meats.....		3,715 2 11
Seeds.....		6,105 14 8
Trees and Shrubs.....		61 0 0
Vegetables.....		121 5 6
Wood.....		645 15 0
Total.....	1856.....	121,692 7 10
“.....	1855.....	54,244 14 0
“.....	1854.....	87,200 15 6
“.....	1853.....	97,647 16 4

No. 5.—STATEMENT of the Importation of the following Articles into Canada from Foreign West Indies, distinguishing whether such Importations have been direct, or through any British Possession, or Foreign Country, during the year 1856.

ARTICLES.	Total.		Direct from Foreign West Indies.	Through other Countries.	
	Quantity.	Value.		United States.	Nova Scotia, Newfoundland, and Prince Edward Island.
		£ s. d.	£ s. d.	£ s. d.	£ s. d.
Coffee..... Lbs.	263,526	7,527 14 5		7,434 16 3	92 18 2
Molasses..... Galls.	270,976	22,247 19 3	761 6 11	16,133 19 1	5,352 13 5
Cigars..... Lbs.	9,031	2,263 11 3	3 0 0	2,102 18 9	157 12 0
Spices..... Lbs.	280	9 2 10		2 10 2	6 12 8
Cordials..... Galls.	5	2 10 0			2 10 0
Rum..... “	18,916	2,429 1 6	1,570 0 0	103 5 0	755 16 6
Sugar..... Cwt.	42,016 3 21	65,764 9 6	3,973 7 9	38,601 12 9	23,179 9 0
Mahogany.....		551 11 3	179 0 0	303 11 3	69 0 0
Others Articles.....		92 10 9	63 15 0		28 15 9
Total.....		100,878 10 9	6,550 9 8	64,682 13 3	29,645 7 10

No. 6.—A DETAILED ACCOUNT shewing the Value of the Principal Articles Imported into Canada by Sea, *via* St. Lawrence, at each of the undermentioned Ports, during the Year 1856.

P O R T S .	Coals.		Coffee.		Cordage.		Fish.		Fruits.	
	Quantity.	Value.	Quantity.	Value.	Value.	Value.	Value.	Value.	Value.	
	Tons.	£ s. d.	Lbs.	£ s. d.	£ s. d.	£ s. d.	£ s. d.	£ s. d.	£ s. d.	
Cobourg.....					57 9 1					
Gaspé.....	5	11 8 5	776	27 14 5	2,805 4 10	41 10 0			3 8 9	
Hamilton.....					273 10 9				11 7 6	
Kingston.....					769 10 9	39 2 4			45 12 6	
Montreal.....	1,300	1,240 17 3	24,828	824 0 0	3,132 3 1	55,389 14 10			19,919 5 1	
Quebec.....	71,725	35,862 9 10	22,824	950 10 10	29,643 2 10	16,971 15 6			3,407 3 3	
Toronto.....					294 14 7	103 14 8			602 3 4	
Totals.....	73,030	37,114 15 6	48,428	1,802 5 3	36,975 15 11	72,545 17 4			23,989 0 5	

No. 6.—A DETAILED ACCOUNT shewing the Value of the Principal Articles, &c.—Continued.

P O R T S .	Iron not Manufactured.		Leather, tanned.		Liquors.		Candles.		Cottons.		Furs.		
	Value.		Value.		Quantity.	Value.		Value.		Value.		Value.	
	£	s. d.	£	s. d.	Galls.	£	s. d.	£	s. d.	£	s. d.	£	s. d.
Amherstburgh.....													
Bath.....													
Branford.....													
Brockville.....													
Bytown.....	178	3 8			443	139	19 8						
Cobourg.....					2,440	446	16 8						
Cornwall.....	2,441	3 8			485	122	9 1						
Dalhousie.....					307	144	5 10						
Dundas.....					648	249	3 4						
Gaspé.....	76	12 9			4,725	1,888	12 0						
Goderich.....			35	7 4	738	106	19 3	54	3 9				
Hamilton.....	34,262	5 9	456	8 5	46,800	17,394	2 1	203	7 2	1,324	10 8		
Hope.....	564	9 9			198	99	0 0			369	18 4		
Kingston.....	9,097	17 2	129	7 11	1,954	2,296	0 4			88,105	6 1		
London.....	1,650	4 10			8,200	3,187	1 6	198	17 10	38	1 8		
Montreal.....	242,136	0 3	17,088	17 0	439,638	139,142	17 0	10,694	2 11	7,132	5 5		
Niagara.....					2,694	1,117	8 4			20,656	15 0		
Pars.....										339,874	11 5		
Pictou.....													
Quebec.....	108,207	6 11	2,998	0 6	208,900	35,930	15 8	3,772	17 8	237	9 2		
Queenston.....					8,093	3,306	7 6			274	2 0		
Stanley.....					945	442	5 4			71,477	3 8		
Toronto.....	20,974	0 1	823	0 9	47,124	8,174	0 0	839	3 0				
Whitby.....													
Windsor.....					700	258	14 1			80,736	9 9		
Woodstock.....										187	4 11		
Totals.....	419,588	4 10	21,531	1 11	775,082	214,446	17 8	15,762	12 4	623,091	2 2	27,705	14 8

No. 6.—A DETAILED ACCOUNT shewing the Value of the Principal Articles, &c.—Continued.

PORTS.	Glass.		Iron and Hardware.		Leather.		Linen.		Silk.		Woollens.	
	Value.	£ s. d.	Value.	£ s. d.	Value.	£ s. d.	Value.	£ s. d.	Value.	£ s. d.	Value.	£ s. d.
Amherstburgh.....												
Bath.....												
Brantford.....	67	5 10	2,303	4 11			111	2 6			351	3 11
Brockville.....			188	3 10			198	19 11	184	6 0	153	7 5
Bytown.....			1,754	8 6			283	15 10	238	13 7	748	8 4
Cobourg.....	87	18 10	3,391	8 4			695	14 10	2,850	1 6	3,958	5 3
Corwall.....							269	2 3	1,217	3 0	3,410	8 1
Dalhousie.....			565	5 9							243	7 11
Dover.....	132	13 11	140	4 3			428	8 7			1,276	10 5
Dundas.....	6	16 0	615	7 6	836	13 3	344	12 11			84	9 3
Gaspé.....	113	4 3	608	12 5			6	5 0			2,219	3 2
Goderich.....	479	8 10	31,952	18 0	1,518	13 1	2,375	6 10	13,047	18 11	128	2 3
Hamilton.....							49	1 3			78,361	3 4
Hope.....	122	12 4	718	18 10	30	8 4					507	1 6
Kingston.....	127	2 10	1,627	14 5	237	16 2	1,600	16 4	2,990	1 7	13,646	7 2
London.....	17,916	10 10	1,869	1 5			832	5 3	4,360	12 5	17,104	19 8
Montreal.....			205,349	8 5	7,768	3 9	39,398	16 10	86,394	14 4	436,553	18 1
Paris.....											844	3 7
Pictou.....	2,014	5 5	45,416	3 3			221	1 4			308	8 8
Quebec.....					1,277	10 2	11,279	13 8	15,358	6 11	61,341	4 2
Stanley.....	2,576	10 3	45,293	5 2	1,483	12 9	8,235	13 6	32,035	5 3	188,121	1 4
Toronto.....											167,146	11 4
Whitby.....											448	5 6
Woodstock.....											1,146	3 4
Totals.....	23,644	9 4	341,794	5 0	13,156	6 10	66,830	16 10	158,677	3 6	790,593	6 7

No. 6.—A DETAILED ACCOUNT shewing the Value of the Principal Articles, &c.—Continued.

P O R T S .	Molasses.		Oil.		Paper.		Railroad Iron.	
	Quantity.	Value.	Quantity.	Value.	Value.	Value.	Value.	
	Galls.	£ s. d.	Galls.	£ s. d.	£ s. d.	£ s. d.	£ s. d.	
Brantford.....								
Brockville.....								
Cobourg.....			500	136 18 3	283 9 2		120 12 0	
Colborne.....			1,047	257 13 1	213 12 3			
Gaspé.....	12,006	1,118 16 0	404	76 0 4	27 8 6		25,973 8 0	
Hamilton.....	1,100	100 0 0	2,800	703 18 11	750 11 9			
Hope.....								
Kingston.....	550	69 14 10	792	129 19 4	867 0 7		5,982 7 0	
London.....								
Montreal.....	183,772	13,251 4 10			1,086 17 3			
Quebec.....	93,000	4,650 0 0	294,900	58,915 13 9	53,550 3 11		21,554 0 0	
Stanley.....			97,776	13,523 3 7	9,545 15 9		31,955 13 5	
Toronto.....	800	100 0 0	3,000	767 7 0	7,265 0 1		11,452 9 8	
Totals.....	291,228	19,289 15 8	401,219	74,510 14 3	73,599 19 3		97,038 10 1	

No. 6.—A DETAILED ACCOUNT showing the Value of the Principal Articles, &c.—Continued.

PORTS.	Rice.		Steel.		Salt.		Sugar.	
	Quantity.	Value.	Value.	Quantity.	Value.	Quantity.	Value.	
	Cwt.	£ s. d.	£ s. d.	Bushels.	£ s. d.	Cwt. qrs. lbs.	£ s. d.	
Branifford.....			220 12 8			60 0 0	90 0 0	
Brookville.....						215 2 23	400 4 0	
Bytown.....			215 15 7			221 2 17	317 17 3	
Cobourg.....			31 5 11			35 3 0	46 0 0	
Dundas.....	78	101 3 3	14 0 0	68,090	1,990 18 3	147 2 16	298 12 1	
Gaspé.....	30	43 18 4	954 18 8	60	3 16 8	80 0 0	100 8 1	
Hamilton.....			946 6 11			212 2 15	453 0 0	
Kingston.....			411 4 3			361 2 0	612 11 10	
London.....	20,000	21,886 12 0	19,187 19 0	300	163 12 6	55,989 0 19	97,753 8 3	
Montreal.....	4,900	4,782 14 5	1,216 6 9	762,624	19,065 12 1	16,724 0 0	37,628 16 10	
Quebec.....			1,200 0 5					
Toronto.....								
Totals.....	25,008	26,814 8 0	24,398 10 2	831,074	21,223 19 6	74,048 0 6	137,700 18 4	

No. 6.—A DETAILED ACCOUNT shewing the Value of the Principal Articles, &c.—Continued.

PORTS.	Spices.		Tea.		Tobacco.		Other Articles.	
	Value.		Value.		Value.		Value.	
	£ s. d.	Lbs.	£ s. d.	Lbs.	Quantity.	£ s. d.	£ s. d.	
Brantford.....							405 13 1	
Brockville.....							265 14 1	
Bytown.....		2,194	187 19 5				1,010 9 2	
Cobourg.....							1,765 3 9	
Dundas.....		2,150	185 0 0				1,036 14 2	
Gaspé.....	2 1 0	5,862	392 5 1		8,232	336 2 2	3,485 9 5	
Hamilton.....	91 18 2	4,500	336 15 4				16,873 9 9	
Kingston.....	94 9 2	6,116	465 3 10				5,723 14 10	
London.....	136 1 6						3 173 5 1	
Montreal.....	7,468 8 3	474,919	19,032 2 1		12,170	782 10 0	287,097 9 6	
Niagara.....							359 15 11	
Pictou.....							87 5 7	
Quebec.....	1,246 16 10	87,570	5,473 1 3		6,000	333 16 0	82,654 2 8	
Toronto.....	271 16 0	1,888	188 17 8				21,796 16 3	
Whitby.....							356 8 0	
Windsor.....							4 17 4	
Totals.....	9,311 10 11	585,199	26,261 4 8		26,402	1,452 8 2	426,115 8 7	

No. 7.—COMPARATIVE STATEMENT of the Quantity and Value of the principal Articles Imported into Canada, from Sea, *via* the St. Lawrence, during the Years 1855 and 1856.

ARTICLES.	1855.		1856.	
	QUANTITY.	VALUE.	QUANTITY.	VALUE.
Coals.....		s. d.		£
Coffee.....	58 665	26 432 14 10	73 030	37,114 15 6
Cordage.....	105,029	3 998 3 0	48,428	1,802 5 3
Fish.....		10,515 0 9		36,975 15 11
Fruits.....		48 609 16 8		72,545 17 4
Iron, not manufactured.....		18 370 11 6		23 989 0 5
Leather, Tanned.....		209 753 18 2		419,588 4 10
Liquors.....		10 252 1 5		21 531 1 11
Manufactures—Candles.....	900,613	184,312 18 8	775,032	214 446 17 8
Cottons.....		9 663 17 10		15,762 12 4
Furs.....		427 065 5 2		623 091 2 2
Glass.....		8 744 1 5		27 705 14 8
Iron and Hardware.....		17 930 10 9		23 644 9 4
Leather.....		364,530 11 2		341,794 5 0
Linen.....		5 028 19 5		13,156 6 10
Silk.....		27,305 12 10		66 330 16 10
Woollens.....		34 429 15 4		158,677 3 6
Molasses.....		461,698 7 7		790 593 6 7
Oil.....	628 256	32,826 19 5	291 228	19,289 15 8
Paper.....	218,838	36 959 16 0	401,219	74 510 14 3
Railroad Iron.....		11 911 2 5		73 599 19 3
Rice.....		172,798 7 2		97,038 10 1
Steel.....	10,122	10,175 16 5	25,008	26 814 8 0
Salt.....		17 484 3 6		24 398 10 2
Sugar.....	959,592	17 285 2 3	831,074	21 223 19 6
Spices.....	201,970 2 7	198 333 5 3	74,048 0 6	137,700 18 4
Tea.....		5 220 12 8		9,311 10 11
Tobacco.....	716 837	36,714 7 10	685,199	26 261 4 8
Other articles.....	27,937	1,013 15 3	26,402	1,452 8 2
		459,637 19 2		426,115 8 7
Add Goods in Transit for United States.....		2,869,003 13 10		3,826 467 3 8
Total Value of imports <i>via</i> St. Lawrence.....		4,503 11 4		3,373 3 0
		2,873,507 5 2		3,829,840 6 8

No. 9.—COMPARATIVE STATEMENT of Imports, exhibiting in contrast the Value of, and Amounts of Duties collected on, Goods entered for Consumption in Canada, during the Years 1853, 1854, 1855, and 1856, respectively.

WHENCE IMPORTED.	VALUE.					DUTY.												
	1853.		1854.		1855.		1856.		1853.		1854.		1855.		1856.			
	£	s. d.	£	s. d.	£	s. d.	£	s. d.	£	s. d.	£	s. d.	£	s. d.	£	s. d.		
Great Britain.....	4,622,280	3 10	5,740,832	11 4	3,325,865	2 0	4,553,233	9 11										
North American Colonies....	158,164	19 7	168,778	14 3	216,196	19 7	258,148	13 5										
West Indies.....	869	13 8	668	3 11	3,533	18 4	4,403	8 0	1,028,676	15 7	1,231,751	4 8	881,445	12 5	1,127,230	10 5		
United States.....	2,945,536	17 0	3,883,274	9 8	5,207,169	2 11	5,676,127	5 3										
Other Foreign Countries.....	268,507	7 0	338,777	7 7	268,477	4 5	404,183	19 7										
Total.....	7,995,359	1 1	10,132,331	6 9	9,021,542	7 3	10,896,096	16 2	1,028,676	15 7	1,231,751	4 8	881,445	12 5	1,127,230	10 5		

No. 10.—COMPARATIVE STATEMENT of the Quantity and Value of Goods enumerated in the Reciprocity Treaty—being the growth and produce of the United States and Imported into Canada during the Years 1855 and 1856.


ARTICLES.	1855.		1856.	
	Quantity.	Value.	Quantity.	Value.
Animals.....No.	7,470	£ 51,896 5 1	16,700	£ 118,474 6 2
Ashes.....		784 8 10		1,799 5 5
Bark.....Cords.		816 19 3	608	551 6 3
Broom Corn.....		7,047 14 9		9,825 15 9
Burr and Grindstones.....		5,297 8 6		4,451 11 5
Butter.....Cwt.	1,320	6,449 13 8	2,300	11,241 11 10
Cheese....."	9,500	25,995 12 0	13,800	38,415 0 0
Coal.....Tons.	80,000	81,628 1 1	84,000	96,340 4 7
Cotton Wool.....		3,925 17 9		4,383 11 5
Dye Stuffs.....		4,648 11 10		6,453 8 11
Eggs.....Doz.	13,371	457 7 2	64,005	2,643 1 9
Fish.....		27,369 7 1		38,132 13 9
Fish Oil.....Galls.	204,155	37,026 6 6	283,158	62,297 17 10
Fish, Products of.....		1,067 14 2		72 8 1
Firewood.....Cords.		7,746 0 0	24,717	15,115 8 11
Fruit—Dried.....		3,147 12 5		11,515 13 4
" Undried.....		35,731 7 9		34,395 19 9
Flax, Hemp and Tow, unmanufactured.....		17,292 9 6		20,270 12 11
Flour.....Brls.	198,210	403,936 10 4	138,100	199,320 5 0
Furs, Skins, Tails, undressed.....		6,922 7 4		13,707 7 11
Grain of all kinds.....Bus.	2,469,965	677,988 9 5	3,453,211	675,875 11 0
Gypsum.....		3,013 7 8		1,560 12 3
Hides and Pelts.....		15,000 0 0		20,000 0 0
Lard.....		22,884 7 4		35,533 1 4
Manures.....		2,998 8 9		2,774 19 11
Meal.....Brls.	8,600	10,023 9 3	9,900	9,178 18 10
Meat of all kinds.....Cwt.	109,096	254,953 7 9	158,800	354,442 13 6
Ores of Metals.....		109 2 6		1,488 0 0
Pitch and Tar.....Brls.	3,200	2,614 5 2	2,300	1,964 12 6
Plants and Shrubs.....		9,451 14 11		15,839 15 1
Poultry.....		482 9 5		1,785 5 2
Rags.....		350 5 0		217 15 0
Rice.....Cwt.	7,533	10,618 16 8	8,300	10,042 15 4
Seeds.....		30,232 0 10		16,926 5 1
Slates.....		7,398 8 7		5,000 11 10
Stone and Marble, unwrought.....		14,286 3 7		15,947 12 5
Tallow.....		86,632 15 9		88,880 5 7
Timber and Lumber.....		27,103 10 7		33,421 17 0
Tobacco, unmanufactured.....Lbs.	719,632	17,444 18 11	536,138	26,739 18 10
Turpentine.....		720 8 0		6 18 8
Vegetables.....		2,933 17 11		8,514 17 4
Wool.....		4,914 18 9		5,205 5 9
Total.....		1,931,393 1 9		2,020,705 3 5

No. 11.—RETURN of the Quantity and Value of Goods Imported, first into the United States, and thence into Canada, distinguishing Goods passing through that Country under Bond, from those purchased in the United States, also Goods, the Produce or Manufacture of the United States, during the year 1856.

ARTICLES.	Passing through the United States, under Bond.			Purchased in the United States.		
	Produce of the United States.			Not the produce of the U. S.		
	Quantity.	Value.	£ s. d.	Quantity.	Value.	£ s. d.
Brooms..... Doz.	28 432	1,902 0 0	2,248	1,868 960	54,628 7 10	
Coffee..... Lbs.	1,929	464 11 6	15 440	26 136	9,871 11 0	
Cigars..... Galls.	64 426	3,922 4 0	284 049	1,007,084	80,530 9 9	
Molasses..... Lbs.	1,296	85 8 9	1 925	143	8 7 5	
Mustard..... “	186	9 6 0	34 795	1,302	86 7 4	
Snuff..... “			413 020			
Starch..... “			2,041			
Spirits—Brandy..... Galls.	6,723	2,943 5 0	2,041	21,004	9,605 1 9	
“ Cordials..... “	4	5 0 0	340	136 15 4	68 7 3	
“ Gin..... “	5,194	705 15 0	1,152	7,819	1,182 7 6	
“ Rum..... “	4,246	404 19 5	1,914	7,157	1,179 17 2	
“ Whisky..... “			711 400			
“ Wine..... “	10 439	3,339 11 0	1,601	52,538	23,962 19 9	
Sugar—Refined..... Cwt.	107	255 6 7	3 478	3 645	8 741 8 3	
Other kinds..... “	4,131	7,593 10 8	3 14	231,446	417,645 6 11	
Dried Fruits..... Lbs.	233 959	5,427 15 5	59 377	1,222 858	38,161 5 1	
Spices..... “	60 484	1,428 0 0	3 942	555 190	15,265 12 2	
Vinegar..... Galls.	1,028	85 3 5	48,512	200	6 11 6	
Tea..... Lbs.				5,286 700	459,477 12 10	
Tobacco..... “	3,470	208 2 7	3,197,910	192,117	7,891 11 10	
Goods paying 20 per cent.		3,915 19 0			402 16 5	
do 12½ & 15 per cent.		1,088 826 10 3			110 844 0 4	
do 5 and 2½ per cent.		65 873 4 5			12,409 19 5	
Free Goods..... “		44 334 17 2			32,899 14 8	
Total.....		1,231,730 10 2			1,279,779 16 2	

No. 12—RETURN of the Quantity and Value of Goods Imported into Canada, *via* St. Lawrence, from the Provinces of Nova Scotia, New-Brunswick, Prince Edward's Island, and Newfoundland, during the year 1856.

ARTICLES.	Nova Scotia.		New Brunswick.		Prince Edward's Island.		Newfoundland.		Total.	
	Quantity.	Value.	Quantity.	Value.	Quantity.	Value.	Quantity.	Value.	Quantity.	Value.
		£ s. d.		£ s. d.		£ s. d.		£ s. d.		£ s. d.
Sugars.....Cwt.	40,590	72,227 12 1					9,783	16,616 19 11	50,373	88,844 12 0
Molasses.....Galls.	221,926	16,404 16 1					21,143	2,108 18 6	243,069	18,513 14 7
Cigars.....Lbs.	776	289 12 6							776	289 12 6
Wine.....Galls.	405	171 1 10					1,257	613 10 0	1,662	784 11 10
Brandy....."	1,205	572 10 0							1,205	572 10 0
Rum....."	12,094	2,392 12 1					1,845	438 0 0	13,939	2,830 12 1
Spices.....Lbs.	21,933	640 8 2							21,933	640 8 2
Dried Fruits....."	71,397	2,135 14 0							71,397	2,135 14 0
Coffee....."	715	25 4 4							715	25 4 4
Tea....."	32,542	2,443 18 11	40	3 0 0					32,582	2,446 18 11
Tobacco....."	3,900	165 5 1							3,900	165 5 1
Fish.....Galls.	52,000	45,351 12 10								
Fish Oil.....Galls.		9,292 13 4								
Furs and Skins.....		1,340 0 0								
Hides.....		677 12 2								
Coal.....	2,436	3,935 10 0	1,028	981 10 0			200	183 10 0	3,664	5,100 10 0
Others Articles.....		3,060 17 5		230 5 0				1,561 9 11		5,683 5 10
Total.....		160,449 8 8		6,685 12 1		1,363 13 6		49,274 17 9		217,773 12 0



No. 13.

GENERAL STATEMENT OF EXPORTS.

BEING A DETAILED ACCOUNT

OF THE

PRINCIPAL ARTICLES

OF

CANADIAN PRODUCE AND MANUFACTURE,

Shipped during the year 1856,

**Shewing the Quantity and Value of each Article Shipped, and
indicating to what Country Exported.**

No. 13.—GENERAL STATEMENT OF EXPORTS, being a Detailed Account of the Principal Articles of Canadian Produce and Manufacture, Shipped during the Year 1856, shewing the Quantity and Value of each Article Shipped at the undermentioned Ports, and indicating to what Country Exported.

PORTS.	Total Quantity.	Total Value.	COPPER ORE—EXPORTED TO					
			Great Britain.		British Colonies.		United States.	Foreign Countries.
			£ s. d.	£ s. d.	North America	West Indies.		
Bruce.....	Tons. 508	£ s. d. 10,108 0 0	£ s. d.	£ s. d.	£ s. d.	£ s. d. 10,108 0 0	£ s. d.	
Chatham.....	3	50 0 0	50 0 0	
Coaticook.....	240	4,800 0 0	4,800 0 0	
Montreal.....	235	5,730 10 0	5,730 10 0	
Picton.....	1	10 0 0	
Windsor.....	1	10 0 0	
Totals.....	988	20,708 10 0	5,730 10 0	14,978 0 0	
PIG AND SCRAP IRON.								
Bytown.....	£ s. d. 703 0 0	£ s. d.	£ s. d.	£ s. d.	£ s. d. 703 0 0	£ s. d.	£ s. d.
Coaticook.....	2,056 19 7	2,056 19 7
Kingston.....	7,011 10 0	7,011 10 0
Quebec.....	1,354 10 0
St. Johns.....	2,075 10 0	1,280 0 0
Toronto.....	576 10 0	2,075 10 0
Other Ports.....	846 7 10	576 10 0
Totals.....	14,624 7 5	64 10 0	1,280 0 0	13,269 17 5	846 7 10

STONE.

PORTS.	Cwt.	£ s. d.	FISH, Dried.					
			Great Britain.		British Colonies.		United States.	Foreign Countries.
			£ s. d.	£ s. d.	North America	West Indies.		
Amherstburgh.....	£ s. d. 1,491 11 3	£ s. d.	£ s. d.	£ s. d.	£ s. d. 1,491 11 3	£ s. d.	
Chippawa.....	30 0 0	30 0 0	
Cramah.....	11 5 0	11 5 0	
Dalhousie.....	38 0 0	38 0 0	
Fort Erie.....	4,355 0 0	4,355 0 0	
Hamilton.....	37 10 0	37 10 0	
Kingston.....	15 15 0	15 15 0	
Prescott.....	100 0 0	100 0 0	
Totals.....	6,079 1 3	6,079 1 3	
FISH, Dried.								
Amherst.....	£ s. d. 7,120 10 0	£ s. d.	£ s. d.	£ s. d.	£ s. d. 7,120 10 0	£ s. d.	£ s. d.
Cramah.....	1,793 5 0	1,793 5 0
Gaspé.....	35,790 1 8	35,790 1 8
Montreal.....	320 0 0	320 0 0
New Castile.....	23,144 3 8	23,144 3 8
Other Ports.....	42 0 0	42 0 0
Totals.....	117,527	69,210 0 4	6,083 4 0	10,103 3 8	3,620 0 0	49,453 12 8

No. 13.—GENERAL STATEMENT OF EXPORTS—Continued.

PORTS.	Total Quantity.	Total Value.	FISH, Pickled—EXPORTED TO						
			Great Britain.		British Colonies.		United States.		Foreign Countries.
			£ s. d.	£ s. d.	North America.	West Indies.	£ s. d.	£ s. d.	
Amherst.....	Barrels. 18,100	£ s. d. 10,726 10 0	£ s. d. 8,675 0 0	£ s. d.	£ s. d.	£ s. d. 2,051 10 0	£ s. d.	£ s. d.	
Brighton.....	872	1,015 10 0	1,015 10 0	
Bruce.....	2,080	4,596 0 0	4,596 0 0	
Gaspé.....	560	1,127 3 1	196 15 11	608 0 6	
Montreal.....	2,509	2,336 0 0	2,336 0 0	
New Carlisle.....	4,684	3,405 18 6	157 5 0	2,643 5 6	
Pictou.....	379	1,548 0 0	1,548 0 0	
Wellington.....	2,385	3,834 16 3	3,834 16 3	
Other Ports.....	4,238	6,925 12 9	6,925 12 9	
Totals.....	36,398	35,515 10 7	354 0 11	9,602 14 8	25,558 15 0	
FISH, Fresh.									
Coaticook.....		£ s. d. 1,344 15 0	£ s. d.	£ s. d.	£ s. d.	£ s. d. 1,344 15 0	£ s. d.	£ s. d.	£ s. d.
Cobourg.....		2,230 15 0	2,230 15 0
Fort Erie.....		63 5 0	63 5 0
New Carlisle.....		608 6 8	608 6 8
Prescott.....		35 0 0	35 0 0
Quebec.....		0 17 2	0 17 2
Wellington.....		49 0 0	49 0 0
Windsor.....		575 10 0	575 10 0
Totals.....		4,907 8 10	0 17 2	608 6 8	4,298 5 0

FISH OIL.

	Quantity.	Total Value.	ASHES, Pot.						
			£ s. d.	£ s. d.	£ s. d.	£ s. d.	£ s. d.	£ s. d.	
Amherst.....	Galls. 17,242	£ s. d. 1,998 10 0	£ s. d.	£ s. d.	£ s. d. 1,946 10 0	£ s. d.	£ s. d.	£ s. d. 52 0 0	
Coaticook.....	421	126 10 0	126 10 0	
Dundee.....	60	12 0 0	12 0 0	
Gaspé.....	5,638	1,273 12 8	7 6 0	1,265 6 8	
Montreal.....	1,950	294 0 0	14 0 0	32 0 0	
New Carlisle.....	10,901	1,668 4 6	1,471 10 0	4 10 0	192 4 6	
Paris.....	237	59 5 0	59 5 0	
Sault Ste. Marie.....	106	22 11 8	22 11 8	
Totals.....	36,555	5,453 13 10	1,478 16 0	1,965 0 0	1,761 17 10	
ASHES, Pot.									
Belleville.....	Barrels. 214	£ s. d. 1,625 10 0	£ s. d.	£ s. d.	£ s. d.	£ s. d.	£ s. d.	£ s. d. 1,625 10 0	£ s. d.
Coaticook.....	2,050	20,330 0 0	20,330 0 0
Kingston.....	184	1,343 0 0	1,343 0 0
Montreal.....	13,368	131,807 0 0	109,354 0 0	22,453 0 0
Quebec.....	656	8,786 10 3	8,786 10 3
Samia.....	182	1,694 0 0	1,694 0 0
Stamford.....	62	558 0 0	558 0 0
Other Ports.....	397	2,767 13 6	2,767 13 6
Totals.....	17,113	168,911 13 9	118,140 10 3	50,771 3 6

No. 13.—GENERAL STATEMENT OF EXPORTS—Continued.

20 Victoria.

Appendix (No. 2.)

A. 1857.

PORTS.	Total Quantity.	Total Value.	ASHES, Pearl—EXPORTED TO					Foreign Countries.
			Great Britain.	British Colonies.		United States.		
				North America.	West Indies.			
	£ s. d.	£ s. d.	£ s. d.	£ s. d.	£ s. d.	£ s. d.	£ s. d.	
Coaticook.....	1,254	9,806 0 0				9,806 0 0		
Cornwall.....	185	1,362 10 0				1,362 10 0		
Dunville.....	296	2,072 0 0				2,072 0 0		
Kingston.....	89	623 0 0				623 0 0		
Montreal.....	5,247	43,971 0 0	35,739 0 0			8,232 0 0		
Quebec.....	180	1,679 8 4	1,679 8 4					
Other Ports.....	108	871 0 0				871 0 0		
Totals.....	7,359	60,384 18 4	37,418 8 4			22,966 10 0		
TIMBER, Ash.								
Quebec.....	Tons. 2,568	£ s. d. 3,529 5 2	£ s. d. 3,529 4 6	£ s. d.	£ s. d.	£ s. d.	£ s. d. 10 0 8	
Rimouski.....	21	61 10 0	61 10 0					
Totals.....	2,589	3,600 15 2	3,590 14 6				10 0 8	

20 Victoria.

Appendix (No. 2.)

A. 1857.

PORTS.	Tons.	£ s. d.	BIRCH.					£ s. d.
			Great Britain.	British Colonies.		United States.		
				North America.	West Indies.			
		£ s. d.	£ s. d.	£ s. d.	£ s. d.	£ s. d.	£ s. d.	
Coaticook.....	130	135 10 0				135 10 0		
Montreal.....	133	400 0 0						
New Carlisle.....	247	260 3 2						
Quebec.....	4,046	9,254 7 2	9,239 6 2				15 1 0	
Totals.....	4,556	10,050 0 4	9,899 9 4			135 10 0	15 1 0	
ELM.								
Morrisburgh.....	25	25 0 0				25 0 0		
Napanee.....	78	58 10 0				58 10 0		
Quebec.....	36,350	127,024 16 5	127,006 0 2				18 16 3	
Totals.....	36,453	127,108 6 5	127,006 0 2			83 10 0	18 16 3	
MAPLE.								
Quebec.....	Tons. 18	£ s. d. 42 3 10	£ s. d. 42 3 10	£ s. d.	£ s. d.	£ s. d.	£ s. d.	
Totals.....	18	42 3 10	42 3 10					

No. 13.—GENERAL STATEMENT OF EXPORTS—Continued.

PORTS.	Total Quantity.	Total Value.	OAK—EXPORTED TO					
			Great Britain.		British Colonies.		United States.	Foreign Countries.
			£ s. d.	£ s. d.	North America.	West Indies.		
Chatham.....	Tons. 10	£ s. d. 15 15 0	£ s. d. 15 15 0	£ s. d. 15 15 0	£ s. d. 15 15 0	£ s. d. 15 15 0	£ s. d. 15 15 0	
Chippawa.....	5,864	7,417 5 0	7,417 5 0	7,417 5 0	7,417 5 0	7,417 5 0	7,417 5 0	
Dunville.....	1,139	1,293 10 0	1,293 10 0	1,293 10 0	1,293 10 0	1,293 10 0	1,293 10 0	
Fort Erie.....	102	300 0 0	300 0 0	300 0 0	300 0 0	300 0 0	300 0 0	
Gananoque.....	30	60 0 0	60 0 0	60 0 0	60 0 0	60 0 0	60 0 0	
Millford.....	10	7 10 0	7 10 0	7 10 0	7 10 0	7 10 0	7 10 0	
Quebec.....	26,559	85,078 13 7	84,724 13 10	208 17 3	208 17 3	7 10 0	145 2 6	
St. Johns.....	100	125 0 0	125 0 0	125 0 0	125 0 0	125 0 0	125 0 0	
Totals.....	33,814	94,297 13 7	84,724 13 10	208 17 3	208 17 3	9,219 0 0	145 2 6	
WHITE PINE.								
Amherst.....	Tons. 130	£ s. d. 133 0 0	£ s. d. 133 0 0	£ s. d. 133 0 0	£ s. d. 133 0 0	£ s. d. 133 0 0	£ s. d. 133 0 0	
Belleville.....	975	1,017 15 0	1,017 15 0	1,017 15 0	1,017 15 0	1,017 15 0	1,017 15 0	
Cobourg.....	32	32 16 0	32 16 0	32 16 0	32 16 0	32 16 0	32 16 0	
Dover.....	350	280 0 0	280 0 0	280 0 0	280 0 0	280 0 0	280 0 0	
Gaspé.....	206	250 12 8	250 12 8	250 12 8	250 12 8	250 12 8	250 12 8	
Montreal.....	703	1,054 0 0	1,054 0 0	1,054 0 0	1,054 0 0	1,054 0 0	1,054 0 0	
New Carlisle.....	1,535	1,611 2 5	1,460 2 5	151 0 0	1,054 0 0	1,054 0 0	1,054 0 0	
Penetanguishene.....	107	60 0 0	60 0 0	60 0 0	60 0 0	60 0 0	60 0 0	
Quebec.....	349,823	504,573 7 7	504,559 0 11	14 6 8	14 6 8	60 0 0	60 0 0	
Rimouski.....	660	1,300 0 0	1,300 0 0	1,300 0 0	1,300 0 0	1,300 0 0	1,300 0 0	
Rowan.....	200	103 0 0	103 0 0	103 0 0	103 0 0	103 0 0	103 0 0	
St. Johns.....	6,325	5,085 0 0	5,085 0 0	5,085 0 0	5,085 0 0	5,085 0 0	5,085 0 0	
Totals.....	361,046	515,500 13 8	507,569 16 0	298 6 8	298 6 8	7,632 11 0	7,632 11 0	

RED PINE.

	Tons.	£ s. d.	£ s. d.	£ s. d.	£ s. d.	£ s. d.	£ s. d.
Quebec.....	61,581	117,560 4 2	117,131 12 4	139 4 9	139 4 9	362 10 0	289 7 1
St. Johns.....	362	362 10 0	362 10 0	362 10 0	362 10 0	362 10 0	362 10 0
Totals.....	61,943	117,922 14 2	117,131 12 4	139 4 9	139 4 9	362 10 0	289 7 1

TAMARACK.

	Tons.	£ s. d.	£ s. d.	£ s. d.	£ s. d.	£ s. d.	£ s. d.
Coaticook.....	300	274 0 0	274 0 0	274 0 0	274 0 0	274 0 0	274 0 0
New Carlisle.....	17	17 0 0	17 0 0	17 0 0	17 0 0	17 0 0	17 0 0
Quebec.....	1,800	3,054 3 3	2,757 9 3	296 14 0	296 14 0	296 14 0	296 14 0
Totals.....	2,117	3,345 3 3	2,774 9 3	296 14 0	296 14 0	274 0 0	274 0 0

WALNUT.

	M. Feet.	£ s. d.	£ s. d.	£ s. d.	£ s. d.	£ s. d.	£ s. d.
Chatham.....	297	1,401 17 6	1,401 17 6	1,401 17 6	1,401 17 6	1,401 17 6	1,401 17 6
Kingsville.....	50	200 0 0	200 0 0	200 0 0	200 0 0	200 0 0	200 0 0
Quebec.....	710	6,133 15 5	6,133 15 5	6,133 15 5	6,133 15 5	6,133 15 5	6,133 15 5
Rondeau.....	266	1,330 0 0	1,330 0 0	1,330 0 0	1,330 0 0	1,330 0 0	1,330 0 0
Stanley.....	43	254 8 0	254 8 0	254 8 0	254 8 0	254 8 0	254 8 0
Wallaceburgh.....	36	180 0 0	180 0 0	180 0 0	180 0 0	180 0 0	180 0 0
Windsor.....	39	270 5 0	270 5 0	270 5 0	270 5 0	270 5 0	270 5 0
Woodstock.....	76	380 0 0	380 0 0	380 0 0	380 0 0	380 0 0	380 0 0
Totals.....	1,517	10,150 5 11	6,133 15 5	296 14 0	296 14 0	4,016 10 6	4,016 10 6

No. 13.—GENERAL STATEMENT OF EXPORTS—Continued.

PORTS.	Total Quantity.	Total Value.	BASSWOOD, BUTTERNUT AND HICKORY—EXPORTED TO					
			Great Britain.	British Colonies.		United States.	Foreign Countries.	
				North America.	West Indies.			
	M. Feet.	£ s. d.	£ s. d.	£ s. d.	£ s. d.	£ s. d.	£ s. d.	
Frelighsburg.....	3	8 15 0				8 15 0		
Quebec.....	35	322 10 0	322 10 0					
Rondeau.....	582	1,455 5 0				1,455 5 0		
Totals.....	620	1,786 10 0	322 10 0			1,464 0 0		
STANDARD STAVES.								
	Mille.	£ s. d.	£ s. d.	£ s. d.	£ s. d.	£ s. d.	£ s. d.	
Chatham.....	133	2,295 0 0				2,295 0 0		
Coaticook.....	12	571 0 0					571 0 0	
Isle-Verte.....	15	516 0 0	516 0 0					
Montreal.....	42	2,050 0 0						
Quebec.....	1,380	85,612 10 7	84,807 9 10	151 19 6			653 1 3	
Rimouski.....	3	76 0 0	76 0 0					
Rondeau.....	20	300 0 0				300 0 0		
Rowan.....	23	260 0 0				260 0 0		
Windsor.....	62	484 5 0				484 5 0		
Totals.....	1,690	92,164 15 7	87,449 9 10	151 19 6		3,339 5 0	1,294 1 3	

OTHER STAVES.

	Mille.	£ s. d.	£ s. d.	£ s. d.	£ s. d.	£ s. d.
Chatham.....	151	603 0 0				603 0 0
Fort Erie.....	75	266 5 0				266 5 0
Montreal.....	547	3 570 0 0	1,226 0 0			
Quebec.....	2,083	36,930 12 4	2,259 15 1	43 14 4		129 0 0
Other Ports.....	122	319 8 5	4 10 0			38 16 8
Totals.....	2,978	41,689 5 9	36,803 6 3	43 14 4		197 16 8

BATTENS.

	Pieces.	£ s. d.	£ s. d.	£ s. d.	£ s. d.
Gaspé.....	2,560	158 17 10			
Quebec.....	500	37 12 6	37 12 6		
Totals.....	3,060	196 10 4	196 10 4		

KNEES.

	Pieces.	£ s. d.	£ s. d.	£ s. d.	£ s. d.
Coaticook.....	4,308	1,361 15 0			1,361 15 0
Fort Erie.....	192	36 15 0			36 15 0
Kingsville.....	100	100 0 0			100 0 0
New Carlisle.....	100	25 0 0			25 0 0
Quebec.....	240	225 4 3	225 4 3		
Sault Ste. Marie.....	6,000	1,125 0 0			1,125 0 0
St. Johns.....	20	2 10 0			2 10 0
Totals.....	10,960	2,876 4 3	225 4 3		2,651 0 0

No. 13.—GENERAL STATEMENT OF EXPORTS—Continued.

P O R T S .	Total Quantity.	Total Value.	SCANTLING—EXPORTED TO						Foreign Countries.	
			Great Britain.		British Colonies.		United States.			
			£ s. d.	£ s. d.	North America.	West Indies.	£ s. d.	£ s. d.		£ s. d.
Bytown.....		3 0 0						3 0 0		
Collingwood.....		447 0 0						447 0 0		
Dunville.....		325 15 8						325 15 8		
Gaspé.....		5 3 10								
New Carlisle.....		45 0 0								
Philipsburgh.....		4,523 15 0						4,523 15 0		
Quebec.....		190 13 6								190 13 6
St. Johns.....		244 5 0						244 5 0		
Totals.....		5,784 13 0	5 3 10	45 0 0				5,543 15 8		190 13 6

TREENAILS.

	£ s. d.	£ s. d.	£ s. d.	£ s. d.	£ s. d.	£ s. d.	£ s. d.
New Carlisle.....	14 0 0	14 0 0					
Quebec.....	123 12 6	107 10 0	16 2 6				
Totals.....	137 12 6	121 10 0	16 2 6				

DEALS.

	Stand. hundr.	£ s. d.	£ s. d.	£ s. d.	£ s. d.	£ s. d.	£ s. d.	£ s. d.
Bytown.....	130	1,817 10 0					1,817 10 0	
Gaspé.....	1,049	4,536 6 0	4 353 16 0				182 10 0	
Isle-Verte.....	2,210	19,250 0 0	19,250 0 0					
Montreal.....	128	1,042 0 0	1,042 0 0					
Quebec.....	31,049	376 849 1 10	376 580 4 4	82 11 2				186 6 4
Rimouski.....	2,163	16,794 6 5	16,794 6 5					
Totals.....	36,729	420,289 4 3	418,020 6 9	82 11 2			2,000 0 0	186 6 4

DEAL ENDS.

	Stand. hundr.	£ s. d.	£ s. d.	£ s. d.	£ s. d.	£ s. d.	£ s. d.
Gaspé.....	30	104 3 6	104 3 6				
Isle-Verte.....	237	1,642 0 0	1,642 0 0				
Quebec.....	1,382	14,947 4 1	14,947 4 1				
Rimouski.....	97	522 18 7	522 18 7				
Totals.....	1,746	17,216 6 2	17,216 6 2				

PLANK AND BOARDS.

	M. Feet.	£ s. d.	£ s. d.	£ s. d.	£ s. d.	£ s. d.	£ s. d.
Belleville.....	22,279	55,528 10 0				55,528 10 0	
Burwell.....	21,381	65,577 14 8				65,577 14 8	
Coaticook.....	11,687	24,064 4 8				24,064 4 8	
Cobourg.....	13,078	32,275 5 9				32,275 5 9	
Dunville.....	14,064	49,276 13 7				49,276 13 7	
Kingston.....	16,841	40,361 18 0				40,361 18 0	
Montreal.....	1,579	3,159 0 0	1,059 0 0			2,085 0 0	
New Carlisle.....	684	1,673 5 0	969 18 6			4 10 0	
Quebec.....	531	2,159 10 7	365 15 4	30 2 0		860 13 3	136 10 6
St. Johns.....	36,519	108,699 0 9				108,699 0 9	
Three-Rivers.....	7,564	22,727 9 6				22,727 9 6	
Trenton.....	16,162	39,606 15 0				39,606 15 0	
Other Ports.....	67,434	180,687 6 8	24 4 0	457 7 8		180,205 15 0	
Totals.....	229,793	625,796 14 2	2,418 17 10	1,937 13 8	30 2 0	620,921 16 10	488 3 10

P O R T S.	Total Quantity.	Total Value.	SPARS—EXPORTED TO						Foreign Countries.	
			Great Britain.		British Colonies.		United States.			
			£ s. d.	£ s. d.	North America.	West Indies.	£ s. d.	£ s. d.		
Burwell.....	Pieces. 312	£ s. d. 3,655 10 0	£ s. d. 19 10 0	£ s. d. 51 0 0	£ s. d. 7 10 0	£ s. d. 3,655 10 0	£ s. d. 36 0 0	£ s. d. 7 10 0	£ s. d. 1,105 18 1	
Coaticook.....	70	36 0 0								
New Carlisle.....	69	70 10 0								
Penetanguishene.....	6	7 10 0								
Quebec.....	5,754	11,637 2 9	10,403 6 2	127 18 6		4,545 10 0	169 10 0	25 0 0		
Rowan.....	1,120	4,545 10 0								
Sault Ste. Marie.....	410	169 10 0								
Whitby.....	10	25 0 0								
Totals	7,751	20,146 12 9	10,422 16 2	178 18 6		8,439 0 0			1,105 18 1	
MASTS.										
Quebec.....	Pieces. 2,124	£ s. d. 35,342 10 1	£ s. d. 35,017 6 4	£ s. d. 129 0 0	£ s. d. 80 10 0	£ s. d. 35,017 6 4	£ s. d. 80 10 0	£ s. d. 80 10 0	£ s. d. 196 3 9	
Sault Ste. Marie.....	90	80 10 0								
Totals	2,214	35,423 0 1	35,017 6 4	129 0 0	80 10 0	35,017 6 4	80 10 0	80 10 0	196 3 9	
HANDSPIKES.										
Quebec.....	Pieces. 1,204	£ s. d. 76 4 4	£ s. d. 76 4 4	£ s. d. 76 4 4	£ s. d. 76 4 4	£ s. d. 76 4 4	£ s. d. 76 4 4	£ s. d. 76 4 4	£ s. d. 76 4 4	
Totals	1,204	76 4 4	76 4 4	76 4 4	76 4 4	76 4 4	76 4 4	76 4 4	76 4 4	

LATH AND LATHWOOD.

Belleville.....	Cords 9,464	£ s. d. 2,138 10 0	£ s. d. 2,138 10 0	£ s. d. 2,138 10 0	£ s. d. 2,138 10 0	£ s. d. 2,138 10 0	£ s. d. 2,138 10 0	£ s. d. 2,138 10 0	£ s. d. 2,138 10 0
Coaticook.....	200	369 15 0							
Kingsston.....	175	475 8 6							
Napanee.....	460	426 11 8							
Quebec.....	4,555	9,525 15 6	9,512 17 6	12 18 0		9,512 17 6	12 18 0		
Rimonski.....	86	186 10 0							
Other Ports.....	1,220	713 2 9	56 19 0			656 3 9			
Totals	16,160	13,835 13 5	9,756 6 6	12 18 0		4,066 8 11			

FIREWOOD.

Amherstburgh.....	Cords. 20,003	£ s. d. 10,022 0 0	£ s. d. 10,022 0 0	£ s. d. 10,022 0 0	£ s. d. 10,022 0 0	£ s. d. 10,022 0 0	£ s. d. 10,022 0 0	£ s. d. 10,022 0 0	£ s. d. 10,022 0 0
Burwell.....	916	871 17 6				871 17 6			
Philipsburgh.....	5,219	1,304 15 0				1,304 15 0			
Sarnia.....	2,567	1,307 16 3				1,307 16 3			
Sault Ste. Marie.....	1,180	590 10 0				590 10 0			
Wallaceburgh.....	8,941	3,070 15 0				3,070 15 0			
Other Ports.....	7,133	2,736 0 4	3 4 6			2,732 15 10			
Totals	45,959	19,903 14 1	3 4 6			19,900 9 7			

SHINGLES.

Burwell.....	Mills. 3,102	£ s. d. 2,202 14 5	£ s. d. 2,202 14 5	£ s. d. 2,202 14 5	£ s. d. 2,202 14 5	£ s. d. 2,202 14 5	£ s. d. 2,202 14 5	£ s. d. 2,202 14 5	£ s. d. 2,202 14 5
Coaticook.....	1,399	473 5 6				473 5 6			
New Carlisle.....	6,967	2,573 10 9	2,567 5 9	11 16 6		306 5 0			4 11 5
Quebec.....	32	16 7 11							
St. Johns.....	1,188	452 10 0				452 10 0			
Three-Rivers.....	750	326 16 8				326 16 8			
Other Ports.....	1,372	614 15 2	13 0 0			601 15 2			
Totals	14,810	6,960 0 5	2,592 2 3			4,363 6 9			4 11 5

P O R T S .	Total Quantity.	Total Value.	SLEEPERS—EXPORTED TO					
			Great Britain.	British Colonies.		United States.	Foreign Countries.	
				North America.	West Indies.			
	Pieces.	£ s. d.	£ s. d.	£ s. d.	£ s. d.	£ s. d.	£ s. d.	
Quebec	30	1 1 6	1 1 6					
Totals	30	1 1 6	1 1 6					
RAILROAD TIES.								
	Pieces.	£ s. d.	£ s. d.	£ s. d.	£ s. d.	£ s. d.	£ s. d.	
Coaticook	8,885	444 5 0			444 5 0			
Dunville	14,430	824 12 6			824 12 6			
Fort Erie	4,400	992 0 0			992 0 0			
Millford	6,550	238 0 0			238 0 0			
Napanee	300	15 0 0			15 0 0			
Philipsburgh	66,700	2,350 7 6			2,350 7 6			
Pictou	1,850	62 10 0			62 10 0			
St. Johns	9,214	340 15 3			340 15 3			
Totals	112,329	5,267 10 3			5,267 10 3			

	Pairs.	£ s. d.	OARS.					
			£ s. d.	£ s. d.	£ s. d.	£ s. d.	£ s. d.	
								£ s. d.
Montreal	347	82 0 0	82 0 0					
New Carlisle	5	2 5 0	2 5 0					
Philipsburgh	2,755	688 15 0	688 15 0					
Quebec	14,734	6,174 13 5	6,129 5 1				45 8 4	
Totals	17,841	6,947 13 5	6,211 5 1	2 5 0	688 15 0		45 8 4	
OTHER WOODS.								
		£ s. d.	£ s. d.	£ s. d.	£ s. d.	£ s. d.	£ s. d.	
Chatham		1,109 10 0			1,109 10 0			
Fort Erie		374 17 6			374 17 6			
Kingsville		1,051 2 0			1,051 2 0			
Montreal		722 0 0						
Prescott		800 0 0			800 0 0			
Quebec		1,131 16 9					322 10 0	
Other Ports		1,338 11 6			1,850 3 3			
Totals		7,027 17 9	834 5 0	705 10 0	5,165 12 9		322 10 0	
SAW LOGS.								
	Number.	£ s. d.	£ s. d.	£ s. d.	£ s. d.	£ s. d.	£ s. d.	
Amherst	2,556	579 10 0			4 0 0			
Bellefleur	15,540	5,362 15 0	575 10 0		5,362 15 0			
Burwell	13,636	4,436 0 0			4,436 0 0			
Napanee	2,300	575 0 0			575 0 0			
Rowan	32,135	7,127 3 9			7,127 3 9			
Sault Ste. Marie	305	112 10 0			112 10 0			
Totals	66,472	18,192 18 9	575 10 0		17,617 8 9			

No. 13.—GENERAL STATEMENT OF EXPORTS—Continued.

P O R T S .	Total Quantity.	Total Value.	FURS AND SKINS—EXPORTED TO							
			Great Britain.		British Colonies.		United States.		Foreign Countries.	
			£ s. d.	£ s. d.	North America.	West Indies.	£ s. d.	£ s. d.		
Brockville.....		2,316 18 3					2,316 18 3			
Chatham.....		3,996 8 9					3,996 8 9			
Hamilton.....		1,237 0 0					1,237 0 0			
Kingston.....		2,822 18 0					2,822 18 0			
Montreal.....		23,157 0 0					585 0 0			
Prescott.....		2,189 0 0					2,189 0 0			
Quebec.....		102 11 5					10 15 0			
Sault Ste Marie.....		10,797 0 0					147 0 0			
Windsor.....		904 7 1					904 7 1			
Other Ports.....		4,415 0 9					4,086 10 9			
Totals.....		51,938 4 3	33,258 2 6	362 5 0			18,285 2 10		32 13 11	
H O R S E S .										
Brockville.....	141	3,354 10 0					3,354 10 0			
Coaticook.....	237	6,444 0 0					6,444 0 0			
Frelighsburg.....	167	3,650 10 0					3,650 10 0			
Kingston.....	180	4,537 15 0					4,537 15 0			
Lacolle.....	217	5,456 10 0					5,456 10 0			
Morrisburgh.....	170	3,501 0 0					3,501 0 0			
Montreal.....	2,829	41,115 0 0				35 0 0	41,080 0 0			
Philipsburgh.....	196	4,324 11 0					4,324 11 0			
Prescott.....	301	6,020 6 0					6,020 6 0			
Russelltown.....	179	3,433 10 0					3,433 10 0			
Stanslead.....	659	16,831 15 0					16,831 15 0			
Trout River.....	121	3,195 0 0					3,195 0 0			
Windsor.....	337	6,947 10 0					6,947 10 0			
Other Ports.....	651	14,233 15 0				137 7 6	14,096 7 6			
Totals.....	6,385	123,045 12 0	172 7 6				122,873 4 6			

C O W S AND CALVES.

P O R T S .	Total Quantity.	Total Value.	C O W S AND CALVES.							
			Great Britain.		British Colonies.		United States.		Foreign Countries.	
			£ s. d.	£ s. d.	North America.	West Indies.	£ s. d.	£ s. d.		
Brockville.....	1,244	7,490 15 0					7,490 15 0			
Cornwall.....	235	1,163 0 0					1,163 0 0			
Dundee.....	536	2,211 10 0					2,211 10 0			
Fort Erie.....	429	1,742 2 9					1,742 2 9			
Frelighsburg.....	513	2,568 10 0					2,568 10 0			
Kingston.....	353	1,909 15 0					1,909 15 0			
Morrisburgh.....	457	2,440 10 0					2,440 10 0			
Prescott.....	8,236	38,956 3 4					38,956 3 4			
St. Regis.....	510	2,267 15 0					2,267 15 0			
Sutton.....	874	3,717 10 0					3,717 10 0			
Other Ports.....	995	4,884 2 6				5 0 0	4,879 2 6			
Totals.....	14,382	69,351 13 7	5 0 0				69,346 13 7			
O X E N AND B U L L S .										
Brockville.....	625	6,209 13 9					6,209 13 9			
Coaticook.....	315	2,503 10 0					2,503 10 0			
Frelighsburg.....	209	2,330 0 0					2,330 0 0			
Kingston.....	1,519	8,415 15 0					8,415 15 0			
London.....	217	1,200 0 0					1,200 0 0			
Prescott.....	1,235	12,465 10 0					12,465 10 0			
Stamford.....	423	5,785 0 0					5,785 0 0			
Stanslead.....	3,345	23,224 15 0					23,224 15 0			
Sutton.....	507	5,325 0 0					5,325 0 0			
Windsor.....	242	2,436 10 0					2,436 10 0			
Other Ports.....	1,064	7,031 2 6				5 0 0	7,026 2 6			
Totals.....	9,701	76,926 16 3	5 0 0				76,921 16 3			

No. 13.—GENERAL STATEMENT OF EXPORTS—Continued.

P O R T S.	Total Quantity.	Total Value.	SWINE—EXPORTED TO					
			Great Britain.	British Colonies.		United States.	Foreign Countries.	
				North America.	West Indies.			
	Number.	£ s. d.	£ s. d.	£ s. d.	£ s. d.	£ s. d.	£ s. d.	
Chippawa.....	1,460	4 505 14 0			4 505 14 0			
Fort Erie.....	959	689 0 9			689 0 9			
Kingston.....	639	645 2 6			645 2 6			
London.....	7,819	16 523 10 0			16 523 10 0			
Prescott.....	1 938	1 964 3 5			1 964 3 5			
Stamford.....	12 963	15 752 0 0			15 752 0 0			
Woodstock.....	2,008	2 020 0 0			2 020 0 0			
Other Ports.....	958	1,343 7 6			1,343 7 6			
Totals.....	28,744	43,442 18 2			43,442 18 2			
SHEEP.								
	Number.	£ s. d.	£ s. d.	£ s. d.	£ s. d.	£ s. d.	£ s. d.	
Brookville.....	2,181	1 580 7 6			1 580 7 6			
Georgetown.....	2,308	1 255 2 6			1 255 2 6			
Kingston.....	624	1,003 2 6			1,003 2 6			
London.....	454	454 0 0			454 0 0			
Pictou.....	594	410 0 0			410 0 0			
Prescott.....	2 920	1 677 5 0			1 677 5 0			
Stamford.....	2 010	2 239 0 0			2 239 0 0			
Stamstead.....	10 665	7 233 5 0			7 233 5 0			
Sutton.....	2,000	1,100 0 0			1,100 0 0			
Woodstock.....	360	405 0 0			405 0 0			
Other Ports.....	4,151	2 654 12 9			2 654 12 9			
Totals.....	28,267	20,011 15 3			20,011 15 3			

POULTRY.

	Number.	£ s. d.	£ s. d.	£ s. d.	£ s. d.	£ s. d.	£ s. d.
Clarenceville.....		256 5 0			256 5 0		
Coaticook.....	205	1,136 10 0			1,136 10 0		
Freighsburg.....	260	320 0 0			320 0 0		
Montreal.....	688	2,839 0 0			2,839 0 0		
Philipsburgh.....	810	247 10 0			247 10 0		
Prescott.....	142	252 10 0			252 10 0		
Stamstead.....	127	226 10 0			226 10 0		
Other Ports.....		646 1 0			646 1 0		
Totals.....	2,232	5,924 6 0			5,924 6 0		

BEEF.

	Cwt.	£ s. d.	£ s. d.	£ s. d.	£ s. d.	£ s. d.	£ s. d.
Coaticook.....	205	325 15 0			325 15 0		
Kingston.....	260	525 15 0			525 15 0		
Montreal.....	688	1 288 0 0			1 288 0 0		
Quebec.....	810	1 619 4 4			1 619 4 4		
Stamford.....	142	204 0 0			204 0 0		
Other Ports.....	127	199 9 0			199 9 0		
Totals.....	2,232	4,132 3 4	1,008 9 10	1,854 14 6	1,268 19 0		

BACON AND HAMS.

	Cwt.	£ s. d.	£ s. d.	£ s. d.	£ s. d.	£ s. d.	£ s. d.
Chatham.....	12	30 0 0			30 0 0		
Hamilton.....	54	168 15 0			168 15 0		
Montreal.....	41	95 5 0			95 5 0		
Prescott.....	43	120 0 0			120 0 0		
Quebec.....	34	102 6 6			102 6 6		
Windsor.....	1	3 15 0			3 15 0		
Totals.....	185	520 1 6	10 5 0	171 6 6	338 10 0		

PORTS.	Total Quantity.	Total Value.	HIDES—EXPORTED TO					
			Great Britain.		British Colonies.		United States.	Foreign Countries.
			£ s. d.	£ s. d.	North America	West Indies.		
Coaticook.....		£ s. d. 4,289 10 0	£ s. d.	£ s. d.	£ s. d.	£ s. d. 4,289 10 0	£ s. d.	
Fort Erie.....		1,309 16 6	1,309 16 6	
Hope.....		1,287 15 0	1,287 15 0	
Kingston.....		5,982 6 5	5,982 6 5	
London.....		8,418 5 0	8,418 5 0	
Montreal.....		4,940 0 0	4,940 0 0	
Prescott.....		3,501 15 0	3,501 15 0	
Stamford.....		8,113 12 0	8,113 12 0	
Toronto.....		7,850 15 3	7,850 15 3	
Windsor.....		1,376 5 2	1,376 5 2	
Other Ports.....		6,102 8 4	6 9 0	6,095 19 4	
Totals.....		53,172 8 8	6 9 0	53,165 19 8	
HOOF'S.								
Montreal.....		£ s. d. 20 0 0	£ s. d.	£ s. d.	£ s. d.	£ s. d.	£ s. d.	£ s. d.
Quebec.....		37 12 6	37 12 6
Totals.....		57 12 6	57 12 6

HORNS.

Coaticook.....	£ s. d. 61 0 5	£ s. d.	£ s. d.	£ s. d.	£ s. d.	£ s. d.	£ s. d.
Dover.....	75 0 0
Hamilton.....	249 10 0
Montreal.....	277 0 0
Stamford.....	88 10 0
Other Ports.....	89 11 6
Totals.....	840 11 11	840 11 11

BONES.

Coaticook.....	£ s. d. 25 12 6	£ s. d.	£ s. d.	£ s. d.	£ s. d.	£ s. d.	£ s. d.
Montreal.....	159 0 0	159 0 0
St. Johns.....	12 10 0
Totals.....	197 2 6	159 0 0	38 2 6

FEATHERS.

Quebec.....	Lbs. 60	£ s. d. 3 4 6	£ s. d.	£ s. d.	£ s. d.	£ s. d.	£ s. d.
Windsor.....	82	8 4 0	3 4 6	8 4 0
Totals.....	142	11 8 6	3 4 6	8 4 0

PORTS.	Total Quantity.	Total Value.	LARD—EXPORTED TO					
			Great Britain.	British Colonies.		United States.	Foreign Countries.	
				North America	West Indies.			
	Barrels.	£ s. d.	£ s. d.	£ s. d.	£ s. d.	£ s. d.	£ s. d.	
Coaticook.....	186	929 10 0	968 0 0	144 0 0	929 10 0	
Montreal.....	477	2,762 0 0	354 15 0	1,650 0 0	
Quebec.....	76	453 15 11	
St. Johns.....	762	5,881 14 3	5,881 14 3	
Toronto.....	25	125 0 0	125 0 0	
Other Ports.....	12	78 1 10	78 1 10	
Totals.....	1,538	10,230 2 0	1,322 15 0	243 0 11	8,664 6 1	
PORK.								
	Cwt.	£ s. d.	£ s. d.	£ s. d.	£ s. d.	£ s. d.	£ s. d.	
Coaticook.....	367	840 0 0	840 0 0	
Kingston.....	110	200 10 0	200 10 0	
London.....	304	573 15 0	573 15 0	
Montreal.....	8,644	12,228 0 0	2,006 0 0	4,612 0 0	5,610 0 0	
Quebec.....	3,167	10,180 13 0	10,180 13 0	
St. Johns.....	1,964	3,150 0 0	3,150 0 0	
Toronto.....	218	414 18 6	414 18 6	
Other Ports.....	184	366 0 0	366 0 0	
Totals.....	14,958	27,953 16 6	2,006 0 0	14,792 13 0	11,155 3 6	

TALLOW.

PORTS.	Total Quantity.	Total Value.	TALLOW.					
			Great Britain.	British Colonies.		United States.	Foreign Countries.	
				North America	West Indies.			
	Barrels.	£ s. d.	£ s. d.	£ s. d.	£ s. d.	£ s. d.	£ s. d.	
Hamilton.....	50	375 0 0	375 0 0	
Quebec.....	8	53 3 1	53 3 1	
Stanley.....	2	10 0 0	10 0 0	
Windsor.....	3	21 18 9	21 18 9	
Totals.....	63	460 1 10	53 3 1	406 18 9	
TONGUES.								
	Kegs.	£ s. d.	£ s. d.	£ s. d.	£ s. d.	£ s. d.	£ s. d.	
Coaticook.....	36	7 0 0	7 0 0	
Montreal.....	1	1 0 0	1 0 0	
Quebec.....	8	15 1 0	9 13 6	5 7 6	
Totals.....	45	23 1 0	9 13 6	6 7 6	7 0 0	
HONEY.								
	Lbs.	£ s. d.	£ s. d.	£ s. d.	£ s. d.	£ s. d.	£ s. d.	
Coaticook.....	85	2 19 11	2 19 11	
Fort Erie.....	120	5 10 0	5 10 0	
Totals.....	205	8 9 11	8 9 11	

No. 13.—GENERAL STATEMENT OF EXPORTS—Continued.

PORTS.	Total Quantity.	Total Value.	WOOL—EXPORTED TO					
			Great Britain.	British Colonies.		United States.	Foreign Countries.	
				North America.	West Indies.			
		£ s. d.	£ s. d.	£ s. d.	£ s. d.	£ s. d.	£ s. d.	
Chatham.....	Lbs. 34 500	£ s. d. 2 244 0 0				2 244 0 0		
Cobourg.....	5 431	3 526 18 9				3 526 18 9		
Hamilton.....	144 592	8 493 9 6				8 493 9 6		
Hope.....	49 831	3 080 14 3				3 080 14 3		
London.....	58 469	4 212 18 9				4 212 18 9		
Montreal.....	98 760	6 564 0 0				6 564 0 0		
Paris.....	49 946	2 883 9 0				2 883 9 0		
Stamford.....	234 828	15 739 1 0				15 739 1 0		
Stamstead.....	25 940	3 016 0 0				3 016 0 0		
Stanley.....	91 887	5 745 9 10				5 745 9 10		
Toronto.....	85 450	5 661 12 6				5 661 12 6		
Other Ports.....	233 900	17 047 10 11				17 047 10 11		
Totals.....	1 164 534	78 215 4 6				78 215 4 6		
BARLEY AND RYE.								
Bath.....	Bushels. 100 987	£ s. d. 24 670 18 0	£ s. d. 21 670 18 0	£ s. d. 12 617 17 0	£ s. d. 6 519 11 3	£ s. d. 6 766 2 6	£ s. d. 6 667 8 1	
Belleville.....	71 673	12 617 17 0						
Chatham.....	22 129	6 519 11 3						
Dunville.....	27 115	6 766 2 6						
Fort Erie.....	22 157	6 667 8 1						
Millford.....	34 375	6 649 5 0						
Montreal.....	62 974	13 741 0 0	449 0 0					
Napanee.....	24 235	5 069 15 3						
Pictou.....	99 993	18 848 18 8						
St. Johns.....	264 898	64 213 11 0						
Toronto.....	17 805	4 542 17 0						
Wellington.....	79 845	18 070 15 5						
Other Ports.....	161 261	38 442 6 6	120 18 9					
Totals.....	989 447	226 820 5 8	550 0 0	569 18 9			223 700 6 11	

BEANS.

	Bushels.	£ s. d.	£ s. d.	£ s. d.	£ s. d.	£ s. d.
Chatham.....	657	311 12 6				311 12 6
Montreal.....	263	109 0 0				109 0 0
Quebec.....	50	27 19 0	26 6 9			
Stamstead.....	164	79 0 0				79 0 0
Windsor.....	153	86 10 0				86 10 0
Other Ports.....	281	124 0 0				124 0 0
Totals.....	1,571	738 1 6	1 12 3	26 6 9		710 2 6

BRAN.

	Cwt.	£ s. d.	£ s. d.	£ s. d.	£ s. d.	£ s. d.
Coaticook.....	668	209 15 0				209 15 0
Queenston.....	504	46 16 3				46 16 3
Stamford.....	853	160 0 0				160 0 0
Other Ports.....	46	11 17 3	1 12 3			10 5 0
Totals.....	1,771	428 8 6	1 12 3			426 16 3

No. 13.—GENERAL STATEMENT OF EXPORTS—Continued.

PORTS.	Total Quantity.	Total Value.	FLOUR—EXPORTED TO								
			Great Britain.		British Colonies.		United States.		Foreign Countries.		
			£ s. d.	£ s. d.	North America.	West Indies.	£ s. d.	£ s. d.			
Branford.....	Barrels. 12,492	£ s. d. 22,058 10 0	£ s. d. 22,058 10 0								
Chippawa.....	7,777	12,955 10 0						22,955 10 0			
Coaticook.....	108,229	194,029 0 0						12,955 10 0			
Cobourg.....	13,805	25,387 10 0						194,029 0 0			
Credit.....	30,018	52,429 5 0						25,387 10 0			
Dalhousie.....	51,684	86,247 10 0						53,429 5 0			
Dover.....	15,164	29,433 0 0						86,247 10 0			
Dundas.....	9,536	16,432 15 0						29,433 0 0			
Dunville.....	14,889	22,397 5 0						22,397 5 0			
Fort Erie.....	9,113	14,738 16 0						14,738 16 0			
Hamilton.....	130,306	216,783 19 6						216,783 19 6			
Montreal.....	189,438	311,169 0 0						13,090 0 0			
Oshawa.....	10,553	19,068 0 0						19,068 0 0			
Quebec.....	83,931	160,416 8 0						117,891 1 0			
Stamford.....	61,990	117,891 1 0						129,014 10 8			
Toronto.....	83,851	129,014 10 8						10,694 0 0			
Whitby.....	6,140	10,694 0 0						61,104 0 0			
Other Ports.....	35,859	61,306 3 6									
Totals.....	878,775	1,502,452 3 8						171,426 8 1	403 2 6	1,043,755 2 2	18 16 3

HAY.

	£ s. d.	£ s. d.	£ s. d.	£ s. d.	£ s. d.	£ s. d.
Coaticook.....	538 4 8					
Montreal.....	135 0 0					
Sault Ste. Marie.....	43 0 0					
Other Ports.....	52 2 6					
Totals.....	768 7 2					768 7 2

HOPS.

	lbs.	£ s. d.	£ s. d.	£ s. d.	£ s. d.	£ s. d.
Coaticook.....	35,484	326 15 2				
Cobourg.....	48,000	1,000 0 0				
Freighsburg.....	47,470	824 1 0				
Georgetown.....	32,587	1,398 5 0				
Montreal.....	2,800	70 0 0				
Stamstead.....	24,148	362 4 5				
St. Johns.....	26,771	705 10 0				
Totals.....	217,260	4,686 15 7				4,535 5 7

INDIAN CORN.

	Bushels.	£ s. d.	£ s. d.	£ s. d.	£ s. d.	£ s. d.
Coaticook.....	1,446	298 15 0				
Kingston.....	86,731	9,098 6 5				
Montreal.....	14,965	2,092 0 0				
Quebec.....	59,740	11,136 19 5				
Other Ports.....	1,613	260 16 9				
Totals.....	164,495	22,886 17 7				9,718 18 2

MALT.

	Bushels.	£ s. d.	£ s. d.	£ s. d.	£ s. d.	£ s. d.
Quebec.....	300	112 17 6				
Totals.....	300	112 17 6				

No. 13.—GENERAL STATEMENT OF EXPORTS—Continued.

PORTS.	Total Quantity.	Total Value.	MEAL—IMPORTED FROM					
			Great Britain.		British Colonies.		United States.	Foreign Countries.
			£ s. d.	£ s. d.	North America.	West Indies.		
Coaticook.....	Barrels. 786	£ s. d. 1,249 0 0	£ s. d.	£ s. d.	£ s. d.	£ s. d.	£ s. d. 1,219 0 0	£ s. d.
Darlington.....	434	749 10 0	749 10 0
Montreal.....	9,320	10,765 0 0	4,136 0 0
Prescott.....	1,334	1,403 5 0	1,403 5 0
Quebec.....	3,335	3,698 8 0
St. Johns.....	1,007	1,101 5 0	1,101 5 0
Other Ports.....	812	1,294 14 5	1,239 4 5
Totals.....	17,028	20,261 2 5	3,417 5 9	6,965 12 3	9,878 4 5
OATS.								
Belleville.....	Bushels. 23 100	£ s. d. 4,318 16 0	£ s. d.	£ s. d.	£ s. d.	£ s. d.	£ s. d. 4,318 16 0	£ s. d.
Clarenceville.....	18,980	1,616 0 0	1,616 0 0
Coaticook.....	52,103	4,202 5 0	4,202 5 0
Côteau-du Lac.....	26,475	2,017 15 10	2,017 15 10
Hemmingford.....	80 525	7,149 2 6	7,149 2 6
Lacolle.....	12,347	1,264 7 11	1,264 7 11
Morrisburgh.....	17,972	1,260 3 4	1,260 3 4
Montreal.....	414,099	38,076 0 0	1,000 0 0	90 0 0	36,986 0 0
Philipsburgh.....	35 112	3,040 11 9	3,040 11 9
St. Johns.....	566 383	47,697 10 1	47,697 10 1
Other Ports.....	49 551	3,713 4 1	47,697 10 1
Totals.....	1,296,677	114,355 16 6	1,000 0 0	542 8 7	112,813 7 11

PEAS.

PORTS.	Total Quantity.	Total Value.	MEAL—IMPORTED FROM					
			Great Britain.		British Colonies.		United States.	Foreign Countries.
			£ s. d.	£ s. d.	North America.	West Indies.		
Coaticook.....	Bushels. 5 613	£ s. d. 1,328 5 0	£ s. d.	£ s. d.	£ s. d.	£ s. d.	£ s. d. 1,328 5 0	£ s. d.
Kingston.....	3 901	774 4 0	774 4 0
Millford.....	4 561	788 6 0	788 6 0
Montreal.....	228 049	46,720 0 0	5,026 0 0
Quebec.....	27 731	7,323 7 0
Stamford.....	6 474	1,611 8 0
St. Johns.....	48 052	9,076 19 0	1,611 8 0
Toronto.....	6 075	1,338 17 0	9,076 19 0
Wellington.....	13 034	2,112 12 3	1,338 17 0
Other Ports.....	30 986	5,861 6 6	2,112 12 3
Totals.....	374,479	76,935 4 9	45,560 4 5	3,204 17 7	268 15 0	5,844 16 6
BALSAM.								
Coaticook.....	£ s. d. 545 0 0	£ s. d.	£ s. d.	£ s. d.	£ s. d.	£ s. d. 545 0 0	£ s. d.
Montreal.....	1,415 0 0	830 0 0
St. Johns.....	67 10 0	67 10 0
Totals.....	2,027 10 0	1,442 10 0
FLAX SEEDS.								
Coaticook.....	Bushels. 25	£ s. d. 9 10 0	£ s. d.	£ s. d.	£ s. d.	£ s. d.	£ s. d. 9 10 0	£ s. d.
Montreal.....	3,512	1,606 0 0	1,606 0 0
Stamstead.....	6	2 5 0	2 5 0
St. Johns.....	8 336	3 101 6 0	3,101 6 0
Totals.....	11,879	4,719 1 0	4,719 1 0

No. 13.—GENERAL STATEMENT OF EXPORTS—Continued.

PORTS.	Total Quantity.	Total Value.	OTHER SEEDS—EXPORTED TO					
			Great Britain.	British Colonies.		United States.	Foreign Countries.	
				North America.	West Indies.			
	£ s. d.	£ s. d.	£ s. d.	£ s. d.	£ s. d.	£ s. d.		
Coaticook.....	Bushels. 2,304	1,571 5 0			1,571 5 0			
Dundee.....	2,175	1,425 5 0			1,425 5 0			
Kingston.....	2,476	2,028 13 6			2,028 13 6			
Montreal.....	3,892	2,742 0 0			2,742 0 0			
Stamford.....	5,020	2,510 7 0			2,510 7 0			
Stanstead.....	648	441 5 0			441 5 0			
Other Ports.....	5,491	4,580 18 2	53 3 2		4,527 15 0			
Totals.....	21,506	15,299 13 8	53 3 2		15,246 10 6			
MAPLE SUGAR.								
	Lbs.	£ s. d.	£ s. d.	£ s. d.	£ s. d.	£ s. d.	£ s. d.	
Bruce.....	6,000	100 0 0			100 0 0			
Montreal.....	1,484	33 5 0	7 0 0		14 0 0			
Quebec.....	274	5 8 7	2 1 1					
Toronto.....	1,800	45 0 0			45 0 0			
Other Ports.....	314	6 18 6			6 18 6			
Totals.....	9,872	190 12 1	9 1 1		165 18 6			

FRUIT, Green.							
	Barrels.	£ s. d.	£ s. d.	£ s. d.	£ s. d.	£ s. d.	£ s. d.
Cobourg.....	75	125 0 0			125 0 0		
Kingston.....	448	224 0 0			224 0 0		
Montreal.....	1,248	881 0 0	186 0 0		155 0 0		
Quebec.....	602	698 5 9	184 7 2				
Sault Ste. Marie.....	275	300 0 0			300 0 0		
Stanley.....	418	208 0 0			208 0 0		
Windsor.....	706	368 11 3			368 11 3		
Other Ports.....	411	270 2 0	73 15 0		196 7 0		
Totals.....	4,183	3,074 19 0	1,403 18 7	394 2 2	1,576 18 3		
VEGETABLES.							
		£ s. d.	£ s. d.	£ s. d.	£ s. d.	£ s. d.	£ s. d.
Bruce.....		368 15 0			368 15 0		
Dover.....		289 7 1			289 7 1		
Kingsville.....		312 10 0			312 10 0		
Millford.....		130 0 0			130 0 0		
New Carlisle.....		252 5 0	252 5 0				
Quebec.....		110 13 11	102 18 1				
Stanley.....		328 12 6			328 12 6		
Other Ports.....		811 16 6	6 0 0		775 16 6	30 0 0	
Totals.....		2,604 0 0	7 15 10	361 3 1	2,205 1 1	30 0 0	
TOBACCO.							
	Lbs.	£ s. d.	£ s. d.	£ s. d.	£ s. d.	£ s. d.	£ s. d.
Belleville.....	600	7 0 0			7 0 0		
Chatham.....	75	2 10 0			2 10 0		
Kingsville.....	9,800	106 0 0			106 0 0		
Windsor.....	6,960	130 17 6			130 17 6		
Totals.....	17,435	246 7 6			246 7 6		

No. 13.—GENERAL STATEMENT OF EXPORTS—Continued.

PORTS.	Total Quantity.	Total Value.	WHEAT—EXPORTED TO						
			Great Britain.		British Colonies.		United States.		Foreign Countries.
			£ s. d.	£ s. d.	£ s. d.	£ s. d.	£ s. d.	£ s. d.	
Bayfield	Bushels, 155 359	£ 62 143 12 0					62 143 12 0		
Cobourg	75 271	27 055 10 0					27 055 10 0		
Credit	99 904	33 843 17 6					33 843 17 6		
Dalhousie	78 617	24 035 2 0					24 035 2 0		
Dover	118 399	38 029 10 3					38 029 10 3		
Dundas	85 461	26 497 18 2					26 497 18 2		
Dunville	66 878	20 761 16 7					20 761 16 7		
Hamilton	559 005	203 117 0 0					203 117 0 0		
Hope	127 895	43 031 8 0					43 031 8 0		
London	118 091	40 939 5 0					40 939 5 0		
Montreal	448 084	165 543 0 0	164 065 0 0				519 0 0		
Newcastle	96 654	36 168 18 0					36 168 18 0		
Oakville	282 206	105 826 10 0					105 826 10 0		225 15 0
Quebec	187 193	75 308 4 2	75 082 9 2						
Stamford	189 352	71 803 13 6							
Stanley	172 553	54 020 9 0							
Toronto	1,161 545	388 532 9 5							
Whitby	379 756	129 209 12 0							
Woodstock	111 986	37 681 10 0							
Other Ports	483 437	160 911 8 0							
Totals	4 997 656	1 744 460 13 7	239 147 9 2	959 0 0	1 504 128 9 5	225 15 0			

COTTON.

PORTS.	Total Quantity.	Total Value.	Great Britain.		British Colonies.		United States.		Foreign Countries.
			£ s. d.	£ s. d.	£ s. d.	£ s. d.	£ s. d.	£ s. d.	
Queenston.		£ 3 15 0					3 15 0		
St. Johns.		72 17 6					72 17 6		
Windsor		200 0 0					200 0 0		
Totals		276 12 6					276 12 6		

CANDLES.

PORTS.	Lbs.	Total Value.	Great Britain.		British Colonies.		United States.		Foreign Countries.
			£ s. d.	£ s. d.	£ s. d.	£ s. d.	£ s. d.	£ s. d.	
Montreal	907	£ 34 0 0							
Quebec	6,394	267 14 4	25 0 0		267 14 4				9 0 0
Totals	7,301	301 14 4	25 0 0		292 14 4				9 0 0

FURS.

PORTS.	Total Value.	Great Britain.		British Colonies.		United States.		Foreign Countries.
		£ s. d.	£ s. d.	£ s. d.	£ s. d.	£ s. d.	£ s. d.	
Quebec	£ 268 15 0							
Stamford	3 961 15 0	236 10 0		32 5 0		3 961 15 0		
Windsor	320 8 9					320 8 9		
Totals	4,550 18 9	236 10 0		32 5 0		4,282 3 9		

GLASS.

PORTS.	Total Value.	Great Britain.		British Colonies.		United States.		Foreign Countries.
		£ s. d.	£ s. d.	£ s. d.	£ s. d.	£ s. d.	£ s. d.	
Montreal	£ 12 0 0							
Phillipsburgh	15 0 0							
Quebec	176 6 0	1 12 3		174 13 9		15 0 0		
Stamford	200 0 0			1 10 0		200 0 0		
Other Ports	8 0 0					6 10 0		
Totals	411 6 0	1 12 3		188 3 9		221 10 0		

No. 13.—GENERAL STATEMENT OF EXPORTS—Continued.

PORTS.	Total Quantity.	Total Value.	HARDWARE—EXPORTED TO								
			Great Britain.		British Colonies.		United States.	Foreign Countries.			
			£ s. d.	£ d. d.	North America	West Indies.			£ s. d.	£ s. d.	
Chippawa.....		550 0 0					550 0 0				
Coaticook.....		341 14 10					52 19 10				288 15 0
Cobourg.....		2,230 0 0					2,230 0 0				
Montreal.....		384 0 0			160 0 0		224 0 0				
Quebec.....		863 14 8			848 13 8						
St. Johns.....		202 3 0					202 3 0				
Toronto.....		296 0 0					296 0 0				
Other Ports.....		495 0 6					495 0 6				
Totals.....		5,362 13 0	15 1 0	1,008 13 8			4,050 3 4				288 15 0

INDIA RUBBER.			
	£ s. d.	£ s. d.	£ s. d.
Coaticook.....	7,085 9 7		
Montreal.....	16,648 0 0	421 0 0	651 1 11
Quebec.....	1,950 1 0	161 5 0	1,476 0 0
Toronto.....	20 0 0		20 0 0
Totals.....	25,703 10 7	582 5 0	2,147 1 11

INDIAN BARK WORK.

Coaticook.....	£ 9 4 6	£ s. d.	£ s. d.	£ s. d.	£ s. d.	£ s. d.
Montreal.....	4 0 0	4 0 0				
Quebec.....	52 2 9	52 2 9				
Sault Ste. Marie.....	72 5 0					72 5 0
Totals.....	137 12 3	56 2 9				72 5 0

LEATHER.

Coaticook.....	£ 105 11 11	£ s. d.	£ s. d.	£ s. d.	£ s. d.	£ s. d.
Morrisburgh.....	75 0 0					
Montreal.....	825 0 0	770 0 0	53 0 0			
Quebec.....	199 1 3	8 1 3	191 0 0			
Stamford.....	200 10 0					
Other Ports.....	56 18 0					
Totals.....	1,462 1 2	778 1 3	244 0 0			439 19 11

MACHINERY.

Bayfield.....	£ 1,000 0 0	£ s. d.	£ s. d.	£ s. d.	£ s. d.	£ s. d.
Montreal.....	305 0 0					
Stamford.....	32 0 0	75 0 0	80 0 0			
St. Johns.....	37 10 0					
Windsor.....	37 10 0					
Totals.....	1,412 0 0	75 0 0	80 0 0			1,257 0 0

PORTS.	Total Quantity.	Total Value.	MUSICAL INSTRUMENTS—EXPORTED TO						
			Great Britain.		British Colonies.		United States.		Foreign Countries.
			£ s. d.	£ s. d.	North America.	West Indies.	£ s. d.	£ s. d.	
Montreal.....		28 0 0							
Napavée.....		75 0 0							
Quebec.....		86 0 0							
Toronto.....		10 0 0							
Totals.....		199 0 0							85 0 0

CARRIAGES.

	Number.	£ s. d.	£ s. d.	£ s. d.	£ s. d.	£ s. d.	£ s. d.
Chippawa.....	2	50 0 0					50 0 0
Kinaston.....	28	576 0 0					576 0 0
Montreal.....	4	108 0 0					68 0 0
Prescott.....	8	80 0 0					80 0 0
Quebec.....	2	37 12 6					
Toronto.....	4	100 0 0					100 0 0
Windsor.....	21	310 0 0					310 0 0
Other Ports.....	26	265 8 6					265 8 6
Totals.....	95	1,527 1 0					1,449 8 6

STARCH.

	£ s. d.	£ s. d.	£ s. d.	£ s. d.	£ s. d.
Montreal.....	2 0 0				
Quebec.....	3 4 6				
Totals.....	5 4 6		0 10 9		

MANUFACTURES OF STRAW.

	£ s. d.	£ s. d.	£ s. d.	£ s. d.	£ s. d.
Chatham.....	91 8 2				
Coaticook.....	62 12 3				
Freightsburch.....	97 17 6				
Montreal.....	1,805 0 0				
Philipsburgh.....	5 0 0				
Windsor.....	344 11 10				
Totals.....	2,406 9 9				2,406 9 9

SUGAR BOXES.

	£ s. d.	£ s. d.	£ s. d.	£ s. d.	£ s. d.
Coaticook.....	14,035 10 0				
Totals.....	14,035 10 0				9,231 0 0

PORTS.	Total Quantity.	Total Value.	RAGS—EXPORTED TO					
			Great Britain.		British Colonies.		United States.	Foreign Countries.
			£ s. d.	£ s. d.	North America.	West Indies.		
Brookville.....		£ s. d.	£ s. d.	£ s. d.	£ s. d.	£ s. d.	£ s. d.	
Chatham.....		280 16 3				280 16 3		
Coaticook.....		377 10 0				377 10 0		
Kingston.....		208 10 0				208 10 0		
Morrisburgh.....		207 16 8				207 16 8		
Montreal.....		217 10 0				217 10 0		
Prescott.....		953 0 0				953 0 0		
Stamford.....		372 0 0				372 0 0		
Other Ports.....		386 10 0				386 10 0		
		481 19 5				481 19 5		
Totals.....		3,485 12 4				3,485 12 4		
SOAP.								
Montreal.....		£ s. d.	£ s. d.	£ s. d.	£ s. d.	£ s. d.	£ s. d.	
Quebec.....		55 0 0				55 0 0		
		259 1 1				259 1 1		
Totals.....		314 1 1				314 1 1		

OIL CAKE.									
Ports.	Cwt.	£ s. d.	£ s. d.	£ s. d.	£ s. d.	£ s. d.	£ s. d.	£ s. d.	£ s. d.
Montreal.....	6	7 4 5							
New Carlisle.....	2,420	2,906 0 0	1,070 0 0						
Quebec.....	35	55 17 6	1,478 0 0						
	1,840	2,493 3 10	1,580 5 0						
Totals.....		4,133 5 0	4,128 5 0						
BISCUIT.									
Coaticook.....		£ s. d.	£ s. d.	£ s. d.	£ s. d.	£ s. d.	£ s. d.	£ s. d.	£ s. d.
Montreal.....		7 4 5							
New Carlisle.....		2,906 0 0	892 0 0						
Quebec.....		55 17 6	55 17 6						
		2,493 3 10	2,493 3 10						
Totals.....	4,301	5,462 5 9	3,441 1 4						
MANUFACTURES OF WOOD.									
Brookville.....		£ s. d.	£ s. d.	£ s. d.	£ s. d.	£ s. d.	£ s. d.	£ s. d.	£ s. d.
Coaticook.....		304 7 0							
Montreal.....		2,301 14 11							
New Carlisle.....		1,000 0 0	576 0 0						
Quebec.....		160 0 0	12 10 0						
Russeltown.....		7,738 12 4	244 16 7						
St. Johns.....		181 9 0							
Three-Rivers.....		244 0 0							
Toronto.....		197 10 7							
Other Ports.....		205 0 0							
		325 12 3							
Totals.....		12,658 6 1	833 6 7	6,090 17 11	1,731 13 10	3,337 11 7	664 16 2		

No. 13.—GENERAL STATEMENT OF EXPORTS—Continued.

PORTS.	Total Quantity.	Total Value.	WOOLLENS—EXPORTED TO					
			Great Britain.		British Colonies.		United States.	Foreign Countries.
			£ s. d.	£ s. d.	North America.	West Indies.		
Coaticook.....		51 9 5	13 0 0			51 9 5		
Montreal.....		83 0 0	95 13 6	42 0 0		28 0 0		
Quebec.....		321 8 6		225 15 0				
Siamford.....		30 0 0				30 0 0		
Other Ports.....		15 3 0				15 3 0		
Totals.....		501 0 11	108 13 6	267 15 0		124 12 5		
GROUND PLASTER AND LIME.								
Amherstburgh.....		647 12 6				647 12 6		
Chatham.....		733 15 0				733 15 0		
Coaticook.....		414 5 3				414 5 3		
Dunville.....		1,073 3 9				1,073 3 9		
Montreal.....		575 0 0	5 0 0			570 0 0		
Other Ports.....		101 17 0		3 4 6		98 12 6		
Totals.....		3,545 13 6	5 0 0	3 4 6		3,537 9 0		

ALE, BEER AND CIDER.

Gallons.	ALE, BEER AND CIDER.		WHISKY.	
	£ s. d.	£ s. d.	£ s. d.	£ s. d.
Dalhousie.....	16 0 0			
Dundas.....	61 7 6			
Kingston.....	384 15 0			
Montreal.....	29 0 0	6 0 0		
Prescott.....	350 2 6			
Quebec.....	122 0 3	41 7 9	80 12 6	
Windsor.....	52 8 11		52 8 11	
Other Ports.....	66 11 3		66 11 3	
Totals.....	1,082 5 5	6 0 0	41 7 9	80 12 6
				954 5 2
WHISKY.				
Coaticook.....	51 0 0			
Cobourg.....	1,200 0 0			
Dover.....	28 16 0			
Montreal.....	25 0 0	25 0 0		
New Carlisle.....	7 10 0	7 10 0		
Quebec.....	38 14 0	38 14 0		
Sutton.....	190 0 0		190 0 0	
Windsor.....	33 5 0		33 5 0	
Totals.....	1,574 5 0	71 4 0		1,452 1 0
				51 0 0

PORTS.	Total Quantity.	Total Value.	OTHER SPIRITS—EXPORTED TO					
			Great Britain.	British Colonies.		United States.	Foreign Countries.	
				North America.	West Indies.			
	£ s. d.	£ s. d.	£ s. d.	£ s. d.	£ s. d.	£ s. d.		
Beauce.....	Gallons. 140	41 15 0			41 15 0			
Dundee.....	800	263 10 0			263 10 0			
Kingston.....	45	25 0 0			25 0 0			
Montreal.....	5,212	1,764 0 0						
Queenston.....	2,300	398 12 0	26 0 0		398 12 0			
St. Johns.....	3	3 0 0			3 0 0			
Windsor.....	1,036	320 13 3			320 13 3			
Totals.....	9,536	2,811 10 3	1,738 0 0	26 0 0	1,047 10 3			
VINEGAR.								
	Gallons.	£ s. d.	£ s. d.	£ s. d.	£ s. d.	£ s. d.		
Dalhousie.....	56	4 18 0						
Montreal.....	60	10 0 0			4 18 0			
Quebec.....	503	32 3 2						
Totals.....	619	47 1 2	42 3 2		4 18 0			

OTHER ARTICLES.						
	£ s. d.	£ s. d.	£ s. d.	£ s. d.	£ s. d.	£ s. d.
Coaticook.....	947 9 8					142 4 2
Dover.....	288 0 0				805 5 6	
London.....	350 0 0				288 0 0	
Montreal.....	160 10 0	43 10 0			850 0 0	
Paris.....	1,371 0 0				69 0 0	
Québec.....	883 6 8	384 4 11			1,371 0 0	
Russelltown.....	609 0 0				609 0 0	
Stamford.....	566 0 0				566 0 0	
Windsor.....	3,094 6 9				3 094 6 9	
Other Ports.....	2,030 1 3	12 10 6			2,017 10 9	
Totals.....	10,799 14 4	440 5 5	528 12 8		9,670 3 0	160 13 3

No. 14.—SUMMARY STATEMENT OF THE QUANTITY AND VALUE, &c.—Continued.

RECAPITULATION.	Total Value.		Great Britain.		British Colonies				United States.		Foreign Countries.	
	£ s. d.		£ s. d.		North America		West Indies.		£ s. d.		£ s. d.	
	£	s.	£	s.	£	s.	£	s.	£	s.	£	s.
Produce of the Mine.....	41,411	18	8	5,795	0	0	1,290	0	0	34,326	18	8
“ Sea.....	114,086	13	7	7,866	18	1	22,279	5	0	35,938	17	10
“ Forest.....	2,504,970	15	5	1,677,789	10	5	11,225	3	4	816,409	10	9
Animals and their Products.....	641,014	16	11	9,877	10	11	37,667	1	6	593,470	4	6
Agricultural Products.....	3,743,068	17	8	590,191	6	0	185,768	3	9	2,965,938	15	1
Manufactures.....	93,407	0	4	26,617	14	7	12,840	7	3	39,883	18	10
Other Articles.....	10,799	14	4	528	12	8	440	5	5	9,670	3	0
	7,148,759	16	11	2,313,666	12	8	271,510	6	3	2,700	14	3
Add for Ships built at Quebec during the year—												
33,235 Tons at £9 2s 6d. per Ton.....	303,269	7	6	303,269	7	6						
Total Value of Exports as reported.....	7,452,029	4	5	2,616,936	0	2	271,510	6	3	2,700	14	3
Value of Exports from Quebec.....												
“ Montreal.....										£2,048,298	18	8
“ Gaspé.....										956,391	10	0
“ New Carlisle.....										44,177	19	9
“ Amherst.....										36,466	0	8
“ Rimouski.....										20,738	5	0
“ Isle-Verte.....										18,950	9	0
										21,423	0	0
Total from Sea Ports.....										£3,146,446	3	1
“ Inland Ports as reported.....										4,305,583	1	4
Estimated Amount of Exports, short returned at Inland Ports.....										7,452,029	4	5
										559,725	0	0
Grand Total of Exports.....										£9,011,754	4	5

No. 15.—COMPARATIVE STATEMENT of the Quantity and Value of the Principal Articles of Canadian Produce and Manufacture, Exported during the years 1854, 1855 and 1856

ARTICLES.	TOTAL EXPORTS.											
	1854.			1855.			1856.			Quantity.	Value.	£ s. d.
	Quantity.	Value.	£ s. d.	Quantity.	Value.	£ s. d.	Quantity.	Value.	£ s. d.			
THE MINE:												
Copper.....			Tons.									
Copper Ore.....	1,546	25 832 1 6	"	1,525	22 801 19 0	"	988	20 708 10 0				
Pig and Scrap Iron.....		39 883 5 4	"		6 393 8 1	"		14 624 7 5				
Stone.....		9,015 6 3	"		2,158 11 11	"		6 079 1 3				
<i>Total Produce of the Mine.....</i>		74 730 13 1			31,458 15 8			41,411 18 8				
THE SEAS:												
<i>Fish—Dried.....</i>	80 662	51 800 0 9	Cwt.	113 337	68,651 7 6		117 527	68,210 0 4				
Pickled.....	33,404	30,105 12 3	Bbls.	28,229	31,151 9 4		36,398	35 515 10 7				
Fresh.....		2 824 8 0	"		4 483 12 0			4 907 8 10				
Oil.....	21,817	2 697 14 6	Galls.	78 255	10,693 12 2		36,555	5,453 13 10				
<i>Total Produce of the Seas.....</i>		87,427 15 6			114,980 1 0			114,086 13 7				
THE FOREST:												
Ashes—Pot.....	16,273	131 746 11 7	Bbls.	15,762	130 566 4 9		17,113	168 911 13 9				
Pearl.....	4,499	27 309 18 4	"	6 666	45,822 16 1		7,359	60 384 18 4				
Timber—Ash.....	2 665	7 309 5 0	Tons.	1,228	1,571 5 10		2,589	3 600 15 2				
Birch.....	2 665	5 125 11 0	"	2,999	6 725 15 5		4 556	10,050 0 4				
Elm.....	37,621	93 995 10 0	"	26,191	60,605 14 10		36,453	127,108 6 5				
Maple.....	116	121 0 0	"	157	209 6 2		18	42 3 10				
Oak.....	37 525	142,048 2 0	"	29,558	82 011 2 2		33 814	94,297 13 7				
White Pine.....	516,430	722,487 17 9	"	287,487	367 654 6 6		361 046	515,500 13 8				
Red Pine.....	67 847	111,309 6 8	"	57,884	106 684 17 0		61,943	117,922 14 2				
Tamarac.....	1,677	2 544 10 0	"	2,404	3 205 12 1		2 117	3 345 3 3				
Walnut.....	665	2 932 10 0	M. Feet.	810	5 458 6 10		1 517	10 150 5 11				
Basswood, Butternut and Hickory.....	660	1 800 18 4	"	967	2 756 18 9		620	1 786 10 0				
Standard Staves.....	1,774	88 871 10 0	Mille.	1 320	77 371 14 8		1 690	92 164 15 7				
Other Staves.....	3,749	53,409 8 7	"	2,737	32,562 12 6		2,978	41,689 5 9				
Battens.....		375 0 0	"		110 7 8		3,060	196 10 4				

ARTICLES.	TOTAL EXPORTS.								
	1854.			1855.			1856.		
	Quantity.	Value. £ s. d.	Quantity.	Value. £ s. d.	Quantity.	Value. £ s. d.			
THE FOREST—Continued.									
Knees.....	5,794	4 555 16 6	4,980	1 677 9 1	10,960	2 876 4 3			
Scantling.....		8 611 18 0		12 787 18 1		5 784 13 0			
Treenails.....		147 17 6		400 8 9		137 13 0			
Deals.....	47 395	506 720 18 0	26 766	294 257 13 9	36 729	420 289 4 3			
Deal Ends.....	2,391	14 046 17 10	932	6 045 16 7	1 746	17 216 6 2			
Plank and Boards.....	168 554	397 770 7 5	221 109	581 989 5 10	229 793	625 796 14 2			
Spars.....	3 881	8 462 13 1	4 696	17 032 9 2	7 751	20 146 12 9			
Masts.....	2 139	85 505 0 0	2 503	55 466 3 6	2 214	35 423 0 1			
Handspikes.....	1 841	109 0 0	1 354	95 19 10	1 204	74 4 4			
Lath and Lath Wood.....		12 620 16 10		7 160 10 8		13 835 13 5			
Firewood.....	27 168	11 553 12 1	29 098	16 429 1 6	16 160	19 903 14 1			
Shingles.....	14 745	6 459 15 4	12 023	6 791 16 10	45 959	6 960 0 1			
Sleepers.....	8 809	455 15 0	20 660	1 408 15 11	30	1			
Railroad Ties.....	88 857	4 702 4 10	84 056	6 734 19 9	112 329	5 267 10 3			
Oars.....	7 098	2 656 15 0	14 687	7 611 9 6	17 841	6 947 13 5			
Other Wood.....		7 293 4 10		7 257 5 8		7 027 17 9			
Saw Logs.....	56 516	14 902 17 4	54 094	11 701 10 2	66 472	18 192 18 9			
Furs and Skins.....		17 339 8 0		28 815 1 0		51 938 4 3			
		2 495 341 16 10		1 986 980 16 10		2 504 970 15 5			
ANIMALS AND THEIR PRODUCE.									
<i>Total Produce of the Forest.</i>									
Animals—Horses.									
Cows and Calves.....	3 105	50 664 0 0	3 561	66 111 2 1	6 385	123 045 12 0			
Oxen and Bulls.....	4 385	20 867 1 9	8 003	36 769 0 0	14 382	69 351 13 7			
Swine.....	2 007	23 037 5 3	11 210	74 033 6 2	9 701	76 926 16 3			
Sheep.....	14 860	1 779 2 6	14 111	16 652 11 9	23 744	43 442 18 2			
Poultry.....		6 510 7 0	15 196	8 740 2 9	28 267	20 011 15 3			
Produce of Animals—Reef.									
Bacon and Hams.....	4 816 1 9	1 102 6 10	4 228 0 0	1 528 3 5	2 232	5 924 6 0			
Butter.....	108	9 304 4 11	618 0 0	6 387 16 5	185	4 132 3 4			
Beeswax.....	10 808 1 21	369 2 0	10 756 0 0	2 384 11 4	21 597	520 1 0			
Cheese.....		48 098 11 6		56 308 6 6		108 342 9 9			
Bear's Grease.....	107 2 15	61 5 0	114 1 0	4 10 0	139	114 10 0			
		349 17 3		1 3 1		428 18 8			
		5 2				357 2 2			
AGRICULTURAL PRODUCTS:									
<i>Total Animals and their Products.</i>									
AGRICULTURAL PRODUCTS:									
Barley and Rye.....	112 383	23 580 3 8	566 534	145 807 10 6	989 447	226 820 5 8			
Beans.....	564	173 12 6	1 507	384 6 9	1 571	788 1 6			
Bran.....	4 803	1 263 4 3	92 587	4 809 12 1	1 771	428 8 6			
Flour.....	651 400	1 199 174 18 5	643 936	1 450 480 2 7	878 775	1 502 452 3 2			
Hay.....	9	20 0 6	124	358 13 9	217 260	768 7 2			
Hops.....	155 868	8 370 6 7	43 275	2 788 5 8	164 495	4 686 15 7			
Indian Corn.....	57 636	11 091 17 9	73 066	19 861 16 4	300	22 886 17 7			
Malt.....	60	18 15 0	50	19 4 4	17 028	112 17 6			
Meal.....	4 842	5 950 7 6	5 805	8 418 19 1	20 261	20 261 2 0			
Oats.....	33 656	4 127 13 2	370 275	42 385 11 0	1 296 677	114 355 16 6			
Peas.....	133 087	33 579 6 11	264 034	64 863 17 7	374 479	76 935 4 9			
Pulses.....		110 0 0		578 12 6		2 027 10 0			
Balsam.....		111 18 9	6 072	1 751 14 7	11 879	4 719 1 0			
Flax Seeds.....	395	13 986 6 4	18 676	11 802 1 9	21 506	15 299 13 8			
Other Seeds.....	28 997	126 2 1	12 586	216 16 1	9 872	190 12 1			
Maple Sugar.....	5 917	1 743 8 10	2 452	2 387 10 7	4 183	3 074 19 0			
Fruit.....	4 187	1 062 14 4		17 977 0 11		2 604 0 6			
Green.....		15 0 0		491 10 0		246 7 6			
Vegetables.....	600	524 534 6 3	13 730	1 482 216 12 1	17 435	1 744 460 13 7			
Tobacco.....	1 442 677	1 829 040 2 10	3 193 748	3 257 599 18 2	4 997 656	3 743 068 17 8			
Wheat.....		238 0 2		53 15 0		276 12 6			
Total Agricultural Products.		317 12 9	7 390	305 15 1	7 301	301 14 4			
MANUFACTURES:									
Cotton.....		122 0 0		2 15 0		411 6 0			
Candles.....		4 571 15 5		4 986 14 4		5 362 13 0			
Fur.....									
Glass.....									
Hardware.....									

ARTICLES.	TOTAL EXPORTS.								
	1854.			1855.			1856.		
	Quantity.	Value. £ s. d.		Quantity.	Value. £ s. d.		Quantity.	Value. £ s. d.	
MANUFACTURES—Continued.									
India Rubber.....		3,886 7 2			8,592 15 11			25,703 10 7	
Indian Bark Work.....		29 2 6			410 0 0			137 12 3	
Leather.....		1,010 14 0			3,357 4 1			1,462 1 2	
Machinery.....					42 0 0			1,412 0 0	
Musical Instruments.....					235 0 0			199 0 0	
Carriages.....				44	1,636 18 4		95	1,527 1 0	
Starch.....		3,115 17 2			26 17 8			5 4 6	
Straw.....					2,289 13 7			2,406 9 9	
Sugar Boxes.....		2,443 0 10			46,889 6 7			14,035 10 0	
Rags.....		295 14 0			4,687 3 3			3,485 12 4	
Soap.....		3,713 10 0			309 8 5			314 1 1	
Oil Cake.....		8,009 7 6			3,271 0 0			4,133 5 0	
Biscuit.....		20,978 9 1			11,002 9 1		4,301	5,462 5 9	
Wood.....		72 14 6			3,246 19 1			12,658 6 1	
Woolens.....		2,017 0 0			19,112 6 8			501 0 11	
Ground Plaster and Lime.....								3,545 13 6	
Liquors—									
Ale, Beer and Cider.....		519 17 11		21,441	1,187 12 8		19,136	1,082 5 5	
Whisky.....	10,041	1,279 12 6		9,778	581 14 8		14,180	1,574 5 0	
Other Spirits.....	4,583	1,345 0 0		5,868	2,324 5 1		9,336	2,811 10 3	
Vinegar.....	3,540	194 6 8		407	36 1 9		619	47 1 2	
<i>Total Manufactures.....</i>		54,160 2 2			119,019 6 1			99,407 0 4	
OTHER ARTICLES.									
		11,246 2 11			17,140 13 8			10,799 14 4	

RECAPITULATION.

	1854.	1855.	1856.			
	Quantity.	Value. £ s. d.	Quantity.	Value. £ s. d.	Quantity.	Value. £ s. d.
Produce of the Mine.....		74,730 13 1		31,458 15 8		41,411 18 8
“ Sea.....		87,427 15 6		114,980 1 0		114,086 13 7
“ Forest.....		2,495,341 16 10		1,986,980 16 10		2,504,970 15 5
Animals and their Products.....		208,318 4 2		398,796 0 6		641,014 16 11
Agricultural Products.....		1,829,040 2 10		3,257,599 18 2		3,743,068 17 8
Manufactures.....		54,160 2 2		119,019 6 1		99,407 0 4
Other Articles.....		11,246 2 11		17,140 13 8		10,799 14 4
Total Value of Exports.....		4,760,264 17 6		5,925,975 11 11		7,148,759 16 11
Value of Ships built at Quebec.....		552,062 10 0		304,886 5 0		303,269 7 6
Estimated Amount of Exports, short returned at Inland Ports.....		442,470 3 3		816,253 8 4		559,725 0 0
Grand Total of Exports.....		5,754,797 10 9		7,047,115 5 3		8,011,754 4 5

No. 16.—COMPARATIVE STATEMENT shewing the Value of the principal Articles Exported from Canada Seaward *via* the St. Lawrence, during the years 1855 and 1856.

ARTICLES.	1855.		1856.	
	Quantity.	Value. £ s. d.	Quantity.	Value. £ s. d.
Ashes, Pot and Pearl.....	14,701	112,608 16 9	16,749	155,558 18 7
Butter.....	1,657	8,734 14 3	5,399	25,255 13 0
Copper Ore.....	1,341	19,134 14 0	235	5,730 10 0
Fish, Dried and Pickled.....	86,244	81,500 2 9	265,848	86,062 12 9
Flour.....	2,322	198,056 4 0	3,349	458,697 1 6
Furs and Skins.....	1,228	10,680 14 6	2,568½	23,639 11 5
Pork.....	2,999	12,246 17 0	3,539	16,798 13 0
Timber—Ash.....	24,205	1,571 5 10	4,446	3,539 5 2
Birch.....	25,983	6,725 15 5	38,069	9,976 0 4
Deals.....	23,906	274,715 7 4	36,350	436,695 8 6
Elm.....	1,826	60,222 0 9	26,560	127,024 16 5
Lath.....	271,584	6,166 8 6	352,293	9,769 4 6
Oak.....	57,632	77,064 2 2	2,298	85,078 13 7
Plank and Boards.....	2,715,884	3,862 8 11	507,868	8,613 19 9
White Pine.....	57,632	352,920 15 8	61,952	507,868 2 2
Red Pine.....	3,680	106,594 17 0	3,511	117,560 4 2
Spars, Masts and Handspikes.....	110,531	68,526 15 0	633,905	47,126 7 2
Staves.....	120,373	107,024 15 5	231,258	125,189 12 11
Wheat.....		58,590 9 8		240,332 4 2
Peas.....		29,648 7 10		49,033 17 0
Other articles.....		147,693 6 1		111,464 0 10
Total Exports Seaward, via the St. Lawrence.....		1,743,988 18 10		2,651,014 18 4
Recapitulation of Imports and Exports via St. Lawrence.				
Imports.....		2,869,003 13 10		3,926,467 3 8
Goods in Transitu for United States.....		4,513 11 4		3,373 3 0
Exports.....		1,743,988 18 10		2,651,014 18 4
Value of Ships built at Quebec.....		304,886 5 0		303,269 7 6
Total Value of Imports and Exports via St. Lawrence.....		4,922,382 9 0		6,784,124 12 6

No. 18.—STATISTICAL VIEW of the Commerce of Canada, exhibiting the Value of Exports to and Imports from Great Britain, her Colonies, and Foreign Countries, together with the Tonnage of Vessels arriving and departing during the year 1856, including in such Tonnage the Vessels engaged in the Inland Trade and Ferries.

	COMMERCE.		SHIPPING.							
	Value of Exports.		Value of Imports.		Tonnage of British Vessels.		Tonnage of Foreign Vessels.		TOTAL.	
	£ s. d.	£ s. d.	Entered Inwards.	Cleared Outwards.	Entered Inwards.	Cleared Outwards.	Entered Inwards.	Cleared Outwards.	Inwards.	Outwards.
Great Britain.....	2,616,936	0 2	4,553,223	9 11						
North American Colonies.....	271,510	6 3	258,148	13 5						
British West Indies.....	2,700	14 3	4,403	8 0						
United States of America.....	5,054,663	8 8	5,676,127	5 3	2,731,296	3,017,471	2,619,466	2,602,776	5,350,762	5,620,247
Other Foreign Countries.....	65,943	15 1	404,183	19 7						
Total.....	8,011,754	4 5	10,896,096	16 2	2,731,296	3,017,471	2,619,466	2,602,776	5,350,762	5,620,247

Note.—For Tonnage of Sea going Vessels Inwards and Outwards, see Tables Nos. 26 and 27.

No. 19.—COMPARATIVE STATEMENT of the Value of Imports and Exports of Canada, during the year 1855 and 1856.

	Exports.		Imports.		Total Imports and Exports.	
	£ s. d.	£ s. d.	£ s. d.	£ s. d.	£ s. d.	£ s. d.
1855.....	7,047,115	5 3	9,021,542	7 3	16,068,657	12 6
1856.....	8,011,754	4 5	10,896,096	16 2	18,907,851	0 7
Increase of the Commerce of 1856 over 1855.....					2,839,193	8 1
						or 17.67 per cent.

No. 20.—COMPARATIVE STATEMENT of the Number of Gallons of Proof Spirits Distilled in the Province of Canada, in the years 1853, 1854, 1855 and 1856, with the Number of Stills and Amount of Revenue derived therefrom.

	Number of Stills.				Number of Gallons Manufactured.			
	1853.		1854.		1855.		1856.	
	Duty on Stills.	Total Duty.	Duty on Spirits.	Total Duty.	Duty on Stills.	Total Duty.	Duty on Spirits.	Total Duty.
CANADA EAST.....	£ 100	£ s. d. 2,429 4 4	£ s. d. 2,786 4 6	£ s. d. 2,886 4 6	£ s. d. 593 012	£ s. d. 60 6	£ s. d. 751 720	£ s. d. 818 766
CANADA WEST.....	1,290	10,230 6 8	8,013 15 6	9,133 15 6	2,145,680	1,090	2,011,882	2,346,057
Total.....	1,390	12,759 11 0	10,800 0 0	12,020 0 0	2,738,692	1,150	2,763,602	3,164,823

REVENUE COLLECTED.

	1853.		1854.		1855.		1856.	
	Duty on Stills.	Total Duty.	Duty on Spirits.	Total Duty.	Duty on Stills.	Total Duty.	Duty on Spirits.	Total Duty.
	Canada East.....	£ 100	£ s. d. 2,429 4 4	£ s. d. 2,786 4 6	£ s. d. 2,886 4 6	£ s. d. 60 6	£ s. d. 751 720	£ s. d. 818 766
Canada West.....	1,290	10,230 6 8	8,013 15 6	9,133 15 6	1,090	2,011,882	2,346,057	
Total.....	1,390	12,759 11 0	10,800 0 0	12,020 0 0	1,150	2,763,602	3,164,823	

No. 22.—STATEMENT OF VESSELS entered Inwards, distinguishing British and Foreign, and those with Cargoes and in Ballast, at the Ports of Quebec and Montreal, during the year 1856.

Countries From which they Entered.	With Cargoes.						In Ballast.					
	British.			Foreign.			British.			Foreign.		
	No. of Vessels.	Tons.	Men.	No. of Vessels.	Tons.	Men.	No. of Vessels.	Tons.	Men.	No. of Vessels.	Tons.	Men.
United Kingdom	286	162,959	5,275	10	4,278	142	248	139,865	4,419	9	4,111	95
Nova Scotia	66	7,203	345				9	3,694	112			
New Brunswick	26	1,168	90				7	290	24			
Newfoundland	30	2,727	168	1	87	6	18	3,809	163			
Prince Edward Island							2	479	19			
Malta	1	315	11				36	20,214	585	3	1,181	37
Gibraltar	1	318	13				44	17,875	588	2	753	24
British West Indies	1	94	5				1	607	17			
Morocco							1	307	13			
United States	4	3,652	84	1	534	18	12	8,186	226	16	13,846	308
France	6	2,224	62				15	6,671	195	1	1,240	-26
Sicily	3	1,707	50				4	1,433	48			
Spain	6	2,170	73	1	237	10	52	19,769	627	1	750	17
Portugal	4	1,142	42	1	233	11				2	652	22
Greece							1	702	18			
Belgium	3	2,058	61	4	1,418	49						
Algers							1	609	18			
Hamburg	2	717	26	11	4,667	160						
Bremen				1	348	12						
Norway												
Russia												
Italy												
Puscany	1	587	22									
Sardinia	1	454	16									
Constantinople												
China				1	306	13						
Total	441	189,495	6,343	31	12,108	421	461	229,425	7,202	57	31,035	817

PORT OF MONTREAL.

United Kingdom	81	49,095	2,222																
Nova Scotia	79	7,116	359																
New Brunswick	6	250	17																
Newfoundland	15	1,482	80																
Prince Edward Island	1	66	4																
Esquimaux Bay	2	215	9																
British West Indies	2	246	12																
Spanish West Indies	2	261	13	1	167	6	1			6									
United States				1	192	6													
France	7	1,767	55																
Palerino	1	170	8																
Malaga	1	137	7																
Oporto				1	233	11													
Antwerp	2	1,152	33	4	1,389	51													
Norway																			
Magdalen Islands	5	246	16																
Mingan	1	133	6																
China				1	306	13													
East Indies	1	396	14																
Total	206	62,732	2,855	8	2,287	87	1	133	6	2	339	19							

No. 23.—RETURN of the Number and Tonnage of Vessels which arrived at, and departed (for sea) from Quebec and Montreal, in the Year 1856, distinguishing the Countries to which they belonged.

PORT OF QUEBEC.					
ARRIVED.			DEPARTED.		
Under what Colours.	No. of Vessels.	Tonnage	Under what Colours.	No. of Vessels.	Tonnage
British.....	902	418 920	British.....	983	454 754
United States.....	25	18 617	United States.....	24	17 448
Norwegian.....	41	16 480	Norwegian.....	39	15 599
Prussian.....	6	1 919	Prussian.....	6	1 919
Swedish.....	2	1 104	Swedish.....	2	1 124
German.....	1	130	German.....	1	130
Hamburgh.....	5	2 075	Hamburgh.....	5	2 075
Bremen.....	3	1 040	Bremen.....	3	1 040
Hanoverian.....	1	269	Hanoverian.....	1	269
Portugal.....	3	709	Portugal.....	3	709
Danish.....	1	800	Danish.....	1	800
Total.....	990	462,063	Total.....	1,068	495,867
RECAPITULATION.					
British.....	902	418,920	British.....	983	454,754
Foreign.....	88	43,143	Foreign.....	85	41,113
Total.....	990	462,063	Total.....	1,068	495,867
PORT OF MONTREAL.					
ARRIVED.			DEPARTED.		
Under what Colours.	No. of Vessels.	Tonnage	Under what Colours.	No. of Vessels.	Tonnage
British.....	207	62,865	British.....	212	66,552
United States.....	4	763	United States.....	2	482
Norwegian.....	3	938	Norwegian.....	3	938
Bremen.....	2	692	Bremen.....	2	692
Portugal.....	1	233	Portugal.....	1	233
Total.....	217	65,491	Total.....	220	68,897
RECAPITULATION.					
British.....	207	62 865	British.....	212	66 552
Foreign.....	10	2,626	Foreign.....	8	2,345
Total.....	217	65,491	Total.....	220	68,897

No. 24.—STATEMENT of British and Foreign Vessels cleared Outwards, during the Year 1856, from the Ports of Quebec and Montreal.

P O R T O F Q U E B E C .

Countries for which they cleared.	With Cargoes.					
	British.			Foreign.		
	No.	Tons.	Men.	No.	Tons.	Men.
United Kingdom.....	827	443,376	13,765	80	40,366	1,132
United States.....	8	636	26
Portugal.....	2	476	20
British West Indies.....	3	346	19
Nova Scotia.....	17	2,095	132	1	87	6
New Brunswick.....	75	3,835	281
Newfoundland.....	43	3,591	222
Prince Edward Island.....	1	124	8
France.....	2	222	15
St. Pierre de Miquelon.....	6	480	25
	982	454,705	14,493	83	40,929	1,158
In Ballast { United States.....	2	184	15
{ Newfoundland.....	1	49	3
Total.....	983	454,754	14,496	85	41,113	1,173

P O R T O F M O N T R E A L .

Countries for which they cleared.	With Cargoes.					
	British.			Foreign.		
	No.	Tons.	Men.	No.	Tons.	Men.
United Kingdom.....	76	46,535	2,090	2	565	19
United States.....	1	192	6
Lower Ports in Canada.....	3	219	10
Cuba.....	2	270	14
Nova Scotia.....	52	4,031	252
New Brunswick.....	11	898	48
Newfoundland.....	32	3,288	182
Prince Edward Island.....	1	66	4
Magdalen Islands.....	4	185	14
Mingan.....	3	399	18
Total.....	184	55,891	2,632	3	757	25

N o. 25.—STATEMENT of the Canadian and American Tonnage, Inwards and Outwards, at the undermentioned Ports, shewing the Coasting and Ferryage on Canadian Inland Waters, and the intercourse by Inland Navigation between Canada and the United States, during the Year 1856.

P O R T S.	I N W A R D S.						O U T W A R D S.											
	Canadian.			American.			Canadian.			American.								
	No.	Tons.	Sail.	No.	Tons.	Sail.	No.	Tons.	Sail.	No.	Tons.	Sail.						
Amherstburgh.....	11	2,400	1,311	228	38,556	5	869	17	2,400	11	2,400	17	2,400	228	38,556	5	869	
Bath.....	5	956	3,311	11	1,320	2	206	3	415	3	317	24	2,431	3	317	3	317	
Belleville.....	40	7,326	10,563	11	1,320	155	15,751	20	8,933	43	8,933	120	11,617	13	1,402	158	16,230	
Brighton.....	33	13,200	26	1,429	464	373,690	31	2,317	31	12,400	31	12,400	19	940	464	373,690	31	2,317
Brockville.....	230	158,844	4	528	3	2,115	9	171	4	694	15	200	15	200	3	2,115	9	171
Bruce.....	20	7,894	40	645	72	12,740	123	18,349	24	6,129	143	18,648	72	12,740	3	2,115	9	171
Burwell.....	24	6,129	198	7,920	100	11,386	72	4,474	27	2,019	54	5,586	100	11,386	34	1,650	34	1,650
Bytown.....	27	2,019	54	5,586	53	2,852	30	2,850	286	25,622	166	15,615	51	2,225	100	11,386	71	4,454
Chippawa.....	285	23,444	170	10,365	127	6,230	82	6,475	337	119,218	117	9,200	130	5,570	84	3,367	84	3,367
Clarenceville.....	337	119,218	58	5,966	2	322	2	118	88	12,770	1	4	58	5,966	2	322	2	118
Cobourg.....	88	12,770	22	2,793	14	2,517	63	6,588
Cornwall.....	3	204	26	2,500	91	7,500	10	671
Collingwood.....	6	715	36	2,415	10	232	88	34,600	35	2,372
Coteau du Lac.....	88	34,600	12	1,580	3	850	20	3,850	12	1,580
Cramah.....	20	3,850	84	11,439	24	8,100	51	10,651	49	9,244	112	14,746	4	1,177	22	3,857	22	3,857
Dalhousie.....	21	3,095	23	2,061	3	145	858	293,220	23	2,061
Darlington.....	858	293,220	23	2,061	2	151	51	5,640	138	15,280	9	1,327	42	3,832	42	3,832
Dickenson Landing.....	51	5,640	131	14,004	9	1,327	41	3,671	28	4,437	45	4,257
Dover.....	28	4,437	59	5,738	11	1,193	83	5,464	17	1,648
Dundas.....	83	5,464	17	1,648	6	544	47	2,374	128	13,612
Dunvee.....	52	2,594	114	11,632	34	2,737	11	1,777	1	1,520	13	4,900
Fort Erie.....	1	103	13	4,900	425	58,456	19	1,520
Grafton.....	24	7,200	8	788	24	7,200	8	788
Georgetown.....	149	12,269	149	12,269
Goderich.....	60	18,135	36	2,485	1	500	15	941	59	17,988	38	2,365
Hamilton.....	266	163,081	113	3,426	32	31,398	75	9,297	260	160,068	105	12,471	32	31,398	73	9,089	73	9,089
Hope.....	235	79,153	61	3,350	19	818	157	27,540	20	878
Kingston.....	691	173,012	284	41,145	337	267,724	60	9,750	691	173,012	283	40,915	337	267,724	60	9,750	60	9,750
Lacolle.....	6	295	1	60
Maitland.....	1	60	2	130	3	194
Morrisburgh.....	6	641
Milford.....	37	1,915	220

Montreal.....	273	37,415	69	11,029	1	89	6	1,067	4	463	15	2,311	2	265	4	607	4	607
Napanee.....	19	3,971	85	7,932	1	144	33	2,327	1	209	87	8,082	1	144	36	2,407	36	2,407
Newcastle.....	391	144,520	16	1,250	1	71	18	1,678	22	4,174	29	1,663	1	111	280	13,814	280	13,814
Niagara.....	452	198,202	49	2,441	311	352,016	223	958	452	198,202	49	2,441	311	352,016	223	958	223	958
Oakville.....	3	650	67	10,050	3	320	7	1,350	80	11,150
Oshawa.....	152	54,980	16	1,320	152	54,980	16	1,320
Owen's Sound.....	1	390	12	610
Penetanguishene.....	1	450	4	219	1	450	4	219
Philipsburgh.....	29	1,663
Pictou.....	54	7,987	36	1,804
Prescott.....	87	768,382	4	732	454	887,568	41	4,728	898	785,296	4	792	454	887,568	41	4,728	41	4,728
Queenston.....	15	4,630	30	800	15	4,630	30	800
Riviere-aux-Raisins.....	98	6,775
Rowan.....	3	354	137	13,246
Sarnia.....	51	17,057	8	599	275	130,150	8	584	51	17,057	8	599	275	130,150	8	584	31	2,276
St. Johns.....	50	1,856	530	37,877	79	19,235	321	16,067	36	1,181	445	33,501	82	19,237	393	19,634	82	19,634
St. Regis.....	1	76	102	7,810	1	76	102	7,810
Stanley.....	8	1,600	31	4,005	62	1,118	99	10,231	14	2,296	16	2,348	63	11,215	54	5,601	54	5,601
Three Rivers.....	6	575	55	6,131
Toronto.....	1,230	520,559	504	56,408	84	65,607	103	13,755	1,230	520,559	504	56,408	84	65,607	108	13,755	108	13,755
Trenton.....	15	1,488	84	8,891
Wallaceburgh.....	102	10,949	3	300	124	5,236	6	660	112	13,335
Wellington.....	69	27,600	32	1,895	69	27,600	32	1,895
Whitby.....	452	135,800	103	11,220	939	180,866	26	2,216	452	135,800	98	10,500	939	180,866	26	2,216	26	2,216
Windsor.....	453	98,870	119	7,859	453	98,870	119	7,859
Total.....	8,415	3,196,662	4,328	430,341	4,265	2,380,774	2,444	191,552	7,974	3,090,735	4,067	400,365	4,233	2,382,552	2,367	172,666	2,367	172,666

R E C A P I T U L A T I O N .

S T E A M .	I N W A R D S .			O U T W A R D S .			T O T A L S .		
	Canadian.	American.	Tons.	Canadian.	American.	Tons.	Inwards.	Outwards.	Tons.
S A I L .	3,196,662	2,380,774	3,090,735	400,365	2,382,552	5,473,287	6,287,397	7,118,123	13,405,520
Total	3,627,003	2,572,326	3,491,120	2,555,218	6,199,329	9,690,449	6,199,329	6,127,544	12,326,873

I N W A R D S A N D O U T W A R D S .

Canadian Steam	6,287,397
Canadian Sail	830,726
American Steam	4,763,226
American Sail	364,218
Total Inwards and Outwards	12,245,667

No. 26.—SHIPS INWARDS.—STATEMENT of the Number of Vessels entered Inwards from Sea, at the under-mentioned Ports, shewing their Tonnage; number of Men employed, and the Countries whence they came, during the Year 1856, and the two preceding years.

P O R T S .	T O T A L .			Great Britain.		British Colonies.		United States.		Other Foreign Countries.	
	No.	Tons.	Men.	No.	Tons.	No.	Tons.	No.	Tons.	No.	Tons.
Quebec.....	990	462,063	14,783	552	309,877	161	20,158	34	27,574	243	104,474
Montreal.....	217	65,491	2,724	66	44,624	127	14,358	2	281	22	6,228
Amherst.....	131	6,784	629	115	5,730	16	1,054
New Carlisle.....	94	8,941	460	11	2,579	68	3,872	12	1,782	3	708
Gaspé.....	62	7,294	380	12	1,446	37	3,078	7	2,158	6	612
Total 1856.....	1,494	550,573	18,976	641	356,526	508	47,196	71	32,849	274	112,022
“ 1855.....	1,168	419,553	14,252	523	279,986	424	50,730	80	38,706	141	50,131
“ 1854.....	1,890	705,342	24,401	1,051	501,488	499	53,825	133	85,401	207	64,628


No. 27.—SHIPS OUTWARDS.—STATEMENT of the Number of Ships entered Outwards for Sea, at the under-mentioned Ports, shewing their Tonnage, number of Men employed, and to what Country cleared, for the year 1856, and the two preceding years.

P O R T S .	T O T A L .			Great Britain.		British Colonies.		United States.		Other Foreign Countries.	
	No.	Tons.	Men.	No.	Tons.	No.	Tons.	No.	Tons.	No.	Tons: *
Quebec.....	1,068	495,867	15,651	907	488,742	141	10,127	10	820	10	1,178
Montreal.....	187	56,648	2,657	78	47,100	106	9,086	1	192	2	270
Amherst.....	153	6,029	824	137	4,971	16	1,054
New Carlisle.....	77	8,787	420	6	2,130	54	3,764	8	1,108	9	1,785
Gaspé.....	47	6,321	328	13	3,331	12	675	2	401	20	1,914
Total 1856.....	1,532	573,648	1,9880	1,004	536,303	450	28,623	37	3,575	41	5,147
“ 1855.....	1,219	451,241	15,314	760	412,782	385	27,545	24	3,000	50	7,914
“ 1854.....	2,018	781,755	26,286	1,537	737,768	437	37,778	15	1,401	29	4,808

No. 28.—STATEMENT shewing the Number and Tonnage of Steamers and Sailing Vessels Built and Registered, and also of Steamers and Vessels not Registered at the undermentioned Ports in Canada, during the Year 1856.

PORTS.	BUILT.				REGISTERED.				BELONGING TO PORT NOT REGISTERED.							
	Steamers.	Tonnage.	Sailing Vessels.	Tonnage.	Total Steamers and Sailing Vessels.	Total Tons.	Steamers.	Tonnage.	Sailing Vessels.	Tonnage.	Steamers.	Tonnage.	Sailing Vessels.	Tonnage.	Total Steamers and Sailing Vessels.	Total Tons.
Amherstburgh.....											1	185	1	310	2	495
Bath.....			2	3,261	2	261			4	706				2	150	2
Brighton.....									2	126				2	207	2
Brockville.....								6	705	196	6	705	2	196	8	207
Bytown.....								3	285		3	285	2	434	7	434
Chatham.....	1	210	1		1	210			2	465				1	80	1
Chippawa.....											2	136			1	300
Clarenceville.....															1	300
Cobourg.....									1	175				2	85	2
Cramahe.....														12	1,305	12
Dalhousie.....			4	983		983			6	1,323				2	124	2
Dundas.....									1	153				20	4,731	21
Dunville.....	1	64	1		1	64			3	174				3	300	3
Gaspé.....			2	144		144			1	32				3	154	3
Goderich.....				164		164			1					1	81	1
Georgetown.....																
Hamilton.....									1	343				2	320	3
Kingston.....	1	400	3	501		901			2	391				9	2,207	13
Kingsville.....			1	60		60								2	76	2
Millford.....			3	231		231			3	231						
Montreal.....	11	2,596	21	1,991	32	4,587			21	1,991						
Norwich.....									2	293						

New Carlisle.....																	
Niagara.....			2	221		221			2	221							
Oakville.....			1	117		117			1	117							
Owen Sound.....			4	580		580			1	112							
Penetanguishene.....			1	200		200			1	112							
Pictou.....			1	230		230											
Quebec.....	8	485	79	35,621	87	36,106			79	35,621				89	36,530		
Toronto.....									4	241				5	328		
Trenton.....																	
Wellington.....																	
Whitby.....			1	280		280											
Total.....	22	3755	126	41,584	148	45,339	34	5392	137	42,568	171	47,960	91	12,713	105	16,017	



CARRYING
TRADE AND NAVIGATION
OF THE
PROVINCIAL CANALS
OF CANADA,
FOR THE YEAR 1856.

No. 1.—GENERAL STATEMENT shewing the Quantity of each Article transported on the WELLAND CANAL during the Year 1856, and the Amount of Revenue collected thereon.

ARTICLES.	TOTAL TONS.		From Canadian to Canadian Ports.		From Canadian to American Ports.		From American to Canadian Ports.		From American to American Ports.		TOTALS.		AMOUNT OF TOLLS.		
	Up.	Down.	Up.	Down.	Up.	Down.	Up.	Down.	Up.	Down.	Up.	Down.	£	s.	
															d.
Ashes, (Pot and Pearl).....	30	254		10			19	148	49	148	79	431	26	17	5
Apples, Onions and other Vegetables.....	1	20					2	9	231	9	234	30	12	4	1
Bacon.....	1	6					4	38	192	192	5	236	17	7	0
Bark.....	10	799					177		2,500		410	177	10	7	10
Barley.....	25	4					23		38		3,856	799	306	10	3
Beer, Cider and Vinegar.....	2								1		59	894	101	14	2
Bees Wax.....	23	220							2		2	5	3	9	9
Biscuit.....	126	1,191					74		105		108	221	3	14	8
Bran and Ship Stuff.....	2	7					2		23		300	1,193	39	1	1
Bricks, Lime and Sand.....	16	1					4		165		27	49	5	3	9
Butter.....	32	80					160		2		185	4	20	7	10
Carts, Waggon and Sleighs.....	1						34		2		2	1	0	5	3
Cattle.....	1						1,071		65		6,082	90	303	6	8
Cement and Water Lime.....	1						3		12		46	12	3	3	7
Cheese.....	79						4		35		1,216	39	22	1	5
Charcoal.....	14						2		52		54	54	4	0	11
Clay.....	14						3,264		3,406		8,589	42,738	2,433	7	1
Clover Seed.....	2						2		1,978		1,994		223	7	6
Coal.....	1,958						3,995		16		16		1	16	2
Coffee.....	275						29		110		29	292	6,737	2	6
Copperas.....	4						182		60		2,029	61	225	13	0
Corn Meal.....	24	190					10		1,660		13		0	6	2
Fish.....	4	16,059					69				390	38,310	2,670	17	5
Flax and Flax Seed.....	2						29				1,259	241	1,147	18	11
Flour.....	24						868		3,070		48		2,670	17	5
Furniture and Baggage.....	24	190					29		1,201		48		2,670	17	5

Gypsum.....	2,770	2,727	20				62	409			43	2,727	40	18	0
Hams.....	2,257										64	2,193	247	12	3
Hemp.....	72										5	67	3	16	6
Hides and Skins (Raw).....	456										10	446	51	7	0
Horns, Hoofs and Bones.....	172						162	18			1	171	2	16	2
Horses.....	55						1					55	4	2	10
Iron, Bloom and Broken Castings.....	135										130	5	15	3	4
Do. Pig and Scrap.....	606						9				606		39	17	11
Do. Railroad.....	11,683						148				11,529	154	598	2	3
Do. Stoves and Castings.....	27,043						54				26,793	250	1,350	10	1
Do. All other not elsewhere described.....	4,102						87	92			3,980	122	287	1	2
Lard.....	9,619						55	3			9,596	23	710	18	4
Lard Oil.....	1,740						4	437			1,297		130	10	3
Manilla.....	1,178						25	77			871		86	19	4
Manganese and Manures.....	475										475		52	2	7
Marble.....	1,702						136				1,566		83	4	10
Mechanics' Tools.....	31										30	1	3	9	9
Molasses.....	1,980						13				1,950		216	8	7
Nails.....	2,558						31				2,558		186	1	0
Oats.....	8,053						681	4,705			731	7,322	457	16	5
Oat Meal.....	20										20		1	10	8
Oil Cake.....	3,931											3,381	253	11	6
Oil Meal.....	11										11		0	15	9
Ores, (all kinds).....	13,430						476	2,961			12,417	1,013	205	17	4
Ploigns and Agricultural Implements.....	353						73	73			266	87	27	4	11
Pork.....	9,467						45	2,929			93	9,374	702	5	7
Potatoes.....	1,159						25	15			1,087	72	54	17	2
Pressed Hay and Broom Corn.....	104						31				31	73	5	16	4
Rags, Junk and Oakum.....	86						20				54	32	7	0	10
Raw Cotton.....	32						2				32		2	4	8
Rye and Rye Meal.....	3,453						618	7			618	2,840	218	4	4
Salt.....	72,582						2,220	6			72,576	6	3,693	6	3
Sheep.....	106						17				106		4	10	2
Slate.....	1,032										1,032		77	3	10
Spikes.....	1,894						8				1,843	51	208	3	1
Stone, Glass, and Earthenwares.....							1	20			23				
Totals carried over.....	436,696	4,733	24,483	11,212	1,094	13,476	79,035	152,134	150,529	181,555	255,141	23,374	12	11	

No. 1.—GENERAL STATEMENT shewing the Quantity of each Article transported, &c.—Continued.

ARTICLES.	TOTAL TONS.	From Canadian to Canadian Ports.		From Canadian to American Ports.		From American to Canadian Ports.		From American to American Ports.		TOTALS.		AMOUNT OF TOLLS.		
		Up.	Down.	Up.	Down.	Up.	Down.	Up.	Down.	Up.	Down.	£	s.	d.
Totals brought over.....	436,696	4,733	24,483	11,212	1,094	13,476	79,035	152,134	150,529	181,555	255,141	23,374	12	11
Stone.....	10,691	3,255	12	25	18	522	3,774	154	3,478	3,427	7,364	323	7	2
Sugar.....	8,177	309	6	6	21	195	264	7,321	264	8,177	459	877	19	3
Tallow.....	480	53	13	13	14	27	41	1,402	41	1,461	54	34	11	7
Tin and Steel.....	1,461	95	20,330	7,117	634	31,852	167,404	634	226,703	251	1,070	164	1	1
Tobacco, Unmanufactured.....	227,337	1,321	108	4	34	50	908	52	908	802	267	23,963	8	10
Wheat.....	1,321	74	2	3	3	265	725	265	267	267	267	128	3	0
Whisky, and other Spirits and Wines.....	802	267	2	2	2	2	2	2	2	2	2	58	18	4
Window Glass.....	267	399	68	28	123	1	17	108	54	300	99	29	18	8
Wool.....	399	13,845	874	2	379	75	121	11,719	325	13,322	523	45	4	6
All Agricultural Products not elsewhere described.....	13,845	20,810	11,986	60	8,734	350	121	11,719	325	13,322	523	3,262	2	8
All other Goods and Merchandise do.....	20,810	19,591	5	11,688	7,898	481	900	9,084	30	60	20,750	1,345	7	1
Timber, Square, in Vessels.....	19,591	4,985	4,504	1,249	1,249	82	149	25,641	7,856	45,404	59,970	1,527	17	3
Do. do. in Rafts.....	4,985	4,862	12	3,601	1,249	82	149	25,641	7,856	45,404	59,970	47	7	8
Do. do. do. in Rafts.....	4,862	105,374	208	31,529	19,473	20,434	82	149	25,641	7,856	45,404	151	9	0
Boards and sawed lumber, in Vessels.....	105,374	23	23	23	23	23	23	23	23	23	23	3,701	1	11
Do. do. in Rafts.....	23	10,317	7,382	2,734	2,734	107	94	107	107	107	107	1	15	7
Staves, Pipe Staves and Headings.....	10,317	14,904	3,157	2,315	30	1,317	348	9,084	30	60	20,750	597	0	3
Do. West India do. do.....	14,904	3,951	1,035	30	1,317	35	900	669	1,317	1,317	2,634	325	3	3
Do. Barrel do. do.....	3,951	121	12	38	11	11	25	16	16	63	58	67	6	9
Shingles.....	121	68,915	52,367	389	15,981	10	109	907	33	928	44	16	14	5
Fire Wood.....	68,915	17,122	296	16,826	43	6	2	2	2	2	2	346	2	2
Saw Logs.....	17,122	162	43	10	6	2	1	1	1	1	1	284	15	10
Barrel Hoops.....	162	972	1	4	18	2	1	907	33	928	44	17	7	9
Sundry Woods, 40 Cubic feet to 1 Ton.....	972	2,534	431	461	1,635	1,635	7	2,066	465	2,066	465	33	17	11
Split Posts and Fence Rails.....	2,534	342	108	108	162	162	72	162	180	162	180	6	0	9
Grand Totals.....	976,556	10,496	189,730	31,334	52,100	34,716	116,582	200,373	341,225	276,919	699,637	59,831	17	10

Empty Barrels.....	2,534	461	1,635	7	2,066	465	33	17	11					
Boat Knees.....	342	108	162	72	162	180	6	0	9					
Grand Totals.....	976,556	10,496	189,730	31,334	52,100	34,716	116,582	200,373	341,225	276,919	699,637	59,831	17	10
Less drawback on Free Articles, Iron, &c.—See Note*.....										423	7	3		
Total Revenue derived from Tolls on Property.....										59,408	10	7		
Do. do. Vessels.....										6,108	3	11		
Do. do. Passengers.....										88	7	6		
Do. do. Fines.....										440	1	3		
Do. do. Rents.....										1,967	4	4		
Total Revenue from all sources.....										£	68,012	7	7	

* NOTE.—Of the Quantities of Iron, &c., represented in the Column of Totals as having gone up the Welland Canal, the following quantities were passed free as having paid full Toll on the St. Lawrence Canal, viz:

Pig Iron.....	Tons, 1,901	Toll, £95	1	0
Railroad Iron.....	“ 449	“	24	19
All other Iron.....	“ 824	“	61	16
Salt.....	“ 4,623	“	231	3
Iron Ore.....	“ 833	“	10	8
		8,650		£423 7 3

No. 2.—GENERAL STATEMENT shewing the Quantity of each Article transported on the St. Lawrence CANALS during the Year 1856, and the Amount of Revenue collected thereon.

ARTICLES.	TOTAL TONS.	From Canadian to Canadian Ports.		From Canadian to American Ports.		From Canadian to American Ports.		T O T A L S.		AMOUNT OF TOLLS.	
		Up.	Down.	Up.	Down.	Up.	Down.	Up.	Down.	£	s. d.
Ashes, (Pot and Peat).....	3 117	269	2 848					269	2 848	167	5 9
Apples, Onions and Vegetables.....	1,245	3	1,222		20			3	1,242	61	9 0
Bacon.....	51		51						51	3	16 6
Barley and Barley Meal.....	1,944	108	868	24	74			132	1,812	61	12 1
Beer, Cider and Vinegar.....	505	409	60			36		445	60	29	2 2
Bees Wax.....	11		11						11	0	16 6
Biscuit.....	224		224						224	15	3 11
Bran and Ship Stuff.....	3,341	2,812	210	319				3,131	210	77	0 3
Butter.....	489		489						489	17	18 10
Carts, Waggon and Sleighs.....	2,327	2,210	115	2				2,212	115	136	9 8
Cattle.....	301	35	866					35	866	49	12 11
Cement and Water Lime.....	817	110	707					110	707	25	4 9
Cheese.....	44		44						44	2	17 6
Charcoal.....	375		375						375	4	13 9
Clay.....	11		11						11	0	11 7
Clover Seed.....	11,123	7,573	335	3,015	200			10,588	535	193	9 4
Coal.....	33	30	3					30	3	2	5 1
Coffee.....	8		8						8	0	14 0
Copperas.....	16,323	1,343	14,980					1,343	14,980	776	1 9
Corn.....	308		308						308	21	17 7
Corn Meal.....	3,905	3,756	50	99				3,855	50	270	14 5
Fish.....	194	190	4					190	4	3	13 8
Flax and Flax Seed.....	69,943	371	60,119		9,453			371	69,572	4,564	12 3
Furniture and Baggage.....	1,629	1,302	327					1,302	327	126	2 2

Gypsum.....	328	310	18					310	18	6	14 6	
Hams.....	360		263						360	27	0 9	
Hemp.....	14		14						14	0	13 6	
Hides and Skins (raw).....	9	7	2		97			7	2	0	12 9	
Hogs.....	174		174						174	10	0 10	
Horns, Hoofs and Bones.....	23		23						23	1	5 6	
Horses.....	697	492	201	4				496	201	49	13 4	
Iron, Bloom and Broken Castings.....	135		135						135	1	15 6	
Do, Pig and Scrap.....	11,198	10,743	389	66				10,743	455	438	16 4	
Do, Railroad.....	14,041	13,964	77					13,964	77	619	6 10	
Do, Stoves and Castings.....	1,958	1,699	39		70	150		1,919	39	107	3 10	
Do, All other not elsewhere described.....	16,710	16,279	380	38		13		16,330	380	1,040	15 9	
Lard.....	581		475	38				556	49	40	10 5	
Lard Oil.....	605	556	49			68		556	49	51	3 2	
Manure.....	25	22	3					22	3	2	3 0	
Manganese and Manures.....	207		207						207	2	11 9	
Marble.....	1		1						1	0	0 2	
Mechanics' Tools.....	2,119	2,042	77					2,042	77	109	9 2	
Molasses.....	3,775	3,746	6	23				3,769	6	253	0 7	
Nails.....	3,729	1,702	475	226	4			1,928	1,801	152	17 11	
Oats.....	584	1,142	424	18				160	424	26	3 1	
Oat Meal.....	21		21						21	0	8 1	
Oil Cake.....	10		10						10	0	15 0	
Ores, (all kinds).....	1,061		478	583				583	478	34	6 9	
Ploughs and Agricultural Implements.....	198	189	9					189	9	7	8 1	
Pork.....	4,682	790	2,994		896			792	3,890	287	17 3	
Potatoes.....	348	66	282					66	282	10	6 1	
Pressed Hay and Broom Corn.....	235		235						235	13	11 1	
Rags, Junk and Oakum.....	454	409	45					409	45	16	7 8	
Raw Cotton.....	1,034		1,010	11					1,023	76	7 7	
Rye and Rye Meal.....	15,018	13,703	7	1,264				14,995	23	450	0 11	
Salt.....	189		189						189	8	13 1	
Sheep.....	1,468	1,087						1,468		39	11 11	
Shale.....	490	490						490		33	9 7	
Spikes.....	3,382	3,304	15	36				3,367	15	259	17 4	
Stone, Glass and Earthenwares.....												
Totals carried over.....	204,988	92,272	93,195	2,326	2,296	3,849	10,839	192	98,641	106,347	10,802	18 9

ARTICLES.	TOTAL TONS.	From Canadian to Canadian Ports.		From Canadian to American Ports.		From American to Canadian Ports.		From American to American Ports.		TOTALS.		AMOUNT OF TOLLS. £ s. d.
		Up.	Down.	Up.	Down.	Up.	Down.	Up.	Down.	Up.	Down.	
		<i>Totals brought over.</i>	204,988	92,272	93,195	2,328	2,298	3,849	10,839	192	15	
Stone	50,546	253	50,293			2,378				253	50,293	100 10 6
Sugar	7,733	5,231	574	31						7,640	93	414 5 6
Tallow	600	7	574			15	19			7	593	43 1 9
Tin and Steel	1,323	1,301	7							1,316	7	106 5 10
Tobacco, Unmanufactured	68	26	42							26	42	2 8 9
Wheat	43,192	1,204	41,987	1	150					1,204	41,988	3,164 19 3
Whisky, other Spirits and Wines	1,122	671	426		3				22	671	451	69 0 10
Window Glass	1,405	1,404	1							1,404	1	98 13 0
Wool	6		6								6	0 7 6
All Agricultural Products not else where described	4,166	179	3,743		243				1	179	3,987	183 13 11
All other Goods and Merchandise do.	16,473	15,050	1,133	127	1	138	2	4	18	15,319	1,154	3,330 1 7
Timber, Square, in Vessels	1,693	56	1,637							56	1,637	10 17 0
Do. do. in Rafts	10,252	220	10,032							220	10,032	64 1 6
Do. Round or Flatted, in Vessels	365	20	345							20	345	1 0 11
Do. do. do. in Rafts	8,227	87	8,140							87	8,140	30 10 0
Boards and other sawed lumber, in Vessels	62,272	277	27,301	2,700	31,318		426		250	2,977	59,295	313 15 8
Do. do. in Rafts	27,432		27,432								27,432	140 2 5
Slaves, Pipe Staves and Headings	2,543		2,543								2,543	126 0 6
Do. West India do.	1,639		1,639								1,639	30 0 10
Do. Barrel do.	984		984								984	7 4 6
Shingles	90	1	46		27		16			1	89	3 11 3
Fire Wood	181,667	992	176,522	87			4,153	4		992	180,675	1,397 14 7
Saw Logs	5,289	30	5,172					3		117	5,172	93 5 8
Barrel Hoops	32		16							4	28	1 0 2
Sundry Woods, 40 Cubic feet to 1 Ton.	29	1	3					13		13	16	6 7 6
Split Posts and Fence Rails	4	1	3							1	3	0 6 0

ARTICLES.	TOTAL TONS.	From Canadian to Canadian Ports.		From Canadian to American Ports.		From American to Canadian Ports.		From American to American Ports.		TOTALS.		AMOUNT OF TOLLS. £ s. d.
		Up.	Down.	Up.	Down.	Up.	Down.	Up.	Down.	Up.	Down.	
Empty Barrels	379	281	96	1			1			282	97	10 9 1
Floats												4 10 8
Traverses	17		17								17	2 5 4
Boat Knees												0 2 11
Grand Totals	634,536	119,563	453,300	5,274	33,888	6,380	15,612	213	306	131,430	503,106	20,559 13 8
Less drawback on Free Articles, Corn, &c.—See Note*												3,746 0 3
Total Revenue derived from Tolls on Property												16,813 13 5
Do. do. on Vessels												1,978 6 5
Do. do. on Passengers												638 16 4
Do. do. Fines, Damages, etc. £294 13 6, Storage £615 14 4.												910 7 10
Do. do. Rents												1,042 10 0
Total Revenue from all sources												21,388 14 0

* NOTE.—Of the quantities of Corn, Wheat, Flour, &c., represented in the last Column of Totals as having come down through the St. Lawrence Canal, the following quantities were passed free, as having paid full Toll on the Welland Canal, viz :

Corn	14,538	Tons,	£ 726 18 0
Wheat	30,008	"	2,250 12 0
Flour	9,265	"	694 17 6
Ores	250	"	3 2 6
Tolls refunded			70 10 3
Total	54,061		£3,746 0 3

No. 3.—GENERAL STATEMENT shewing the Quantity of each Article transported on the CHAMBLY CANAL during the Year 1856, and the Amount of Revenue collected thereon.

ARTICLES.	TOTAL TONS.	From Canadian to Canadian Ports.		From Canadian to American Ports.		From American to Canadian Ports.		From American to American Ports.		TOTALS.		AMOUNT OF TOLLS. £ s. d.
		Up.	Down.	Up.	Down.	Up.	Down.	Up.	Down.	Up.	Down.	
Ashes, (Pot and Pearl).....	115			115						115		2 17 3
Apples, Onions and other Vegetables.	1,006		123	14			869			14	992	24 16 7
Bacon.....												
Barley.....	6,007	235	196	5,576						5,811	196	142 8 2
Beef.....	62						62				62	2 6 1
Beer, Cider and Vinegar.....	125						125				125	3 2 3
Bees Wax.....												
Biscuit.....												
Bran and Ship Stuff.....												
Brick, Lime and Sand.....	1,583	189	304	1			1,090			189	1,394	31 13 2
Butter.....	1	2					3			1	3	0 0 6
Carts, Waggon and Sleighs.....	5									2		0 3 9
Cattle.....		14					100			14	100	2 13 1
Cement and Water Lime.....	114											
Cheese.....												
Charcoal.....	63						63				63	1 11 6
Clay.....	1			1						1		0 0 6
Clover Seed.....	6,276	217	22	410			5,627			627	5,649	153 11 6
Coal.....	16						16				16	0 12 0
Coffee.....												
Copperas.....	33	33								33		0 5 6
Corn.....												
Corn Meal.....	55	25		30						55		1 9 1
Fish.....	198		4	194						194	4	4 16 11
Flax and Flax Seed.....	108	29		30			49			59	49	4 0 0
Flour.....	67	7	12	24			24			31	36	2 4 11
Furniture and Baggage.....												

ARTICLES.	TOTAL TONS.	From Canadian to Canadian Ports.		From Canadian to American Ports.		From American to Canadian Ports.		From American to American Ports.		TOTALS.		AMOUNT OF TOLLS. £ s. d.
		Up.	Down.	Up.	Down.	Up.	Down.	Up.	Down.	Up.	Down.	
Gypsum.....	168	168										1 8 0
Hams.....	7						7				7	0 3 2
Hemp.....	8			3			5			3	5	0 5 8
Hides and Skins (Raw).....	2	1								2		0 1 0
Hogs.....	2											0 1 0
Horns, Hoofs and Bones.....	8	1	6	1						2	6	0 2 6
Horses.....												
Iron, Bloom and Broken Castings.....	601	2	9	590						592	9	15 8 5
Do. Pig and Scrap.....												
Do. Railroad.....	97			5			92			5	92	2 8 6
Do. Stove and Castings.....	10						10				10	0 5 4
Do. All other not elsewhere described.....	52			52						52		1 6 0
Lard.....	72			72						72		1 16 0
Lard Oil.....												
Manilla.....	156			156						156		3 18 0
Manganese and Manures.....	66						66				66	1 13 6
Marble.....												
Mechanics' Tools.....	1,163	4					1,159			4	1,159	43 10 3
Molasses.....	3						3				3	0 1 9
Nails.....	10,136	60	206	9,867			3			9,927	209	238 16 4
Oats.....	91			91						91		2 5 6
Oat Meal.....												
Oil Cake.....												
Oil Meal.....	822						822				822	10 5 6
Ores, (all kinds).....	1						1				1	0 0 9
Ploughs and Agricultural Implements.....	148						56			87	61	2 18 7
Pork.....	104	1	20	87			83			1	103	2 11 1
Potatoes.....	93									93		0 15 6
Pressed Hay and Broom Corn.....												
Rags, Junk and Oakum.....	2						2				2	0 0 8
Raw Cotton.....	6						1			6		0 2 9
Rye.....	2,078	675	38	1,364						2,039	39	48 15 9
Salt.....	712						712				712	17 16 0
Sheep.....												
Slate.....												
Spikes.....	86										86	2 18 5
Stone, Glass and Earthenwares.....												
Totals carried over.....	32,529	1,756	1,031	18,690			11,052			20,446	12,083	778 8 8

No. 3.—GENERAL STATEMENT shewing the Quantity of each Article transported, &c.—Continued.

ARTICLES.	TOTAL TONS.	From Canadian to Canadian Ports.		From Canadian to American Ports.		From American to Canadian Ports.		From American to American Ports.		TOTALS.		AMOUNT OF TOLLS. £ s. d.
		Up.	Down.	Up.	Down.	Up.	Down.	Up.	Down.	Up.	Down.	
<i>Totals brought over.</i>	32,529	1,756	1,031	18,690	11,052	20,446	12,083	778	8	8		
Stone	91				91					91		2 5 3
Sugar	4,173			1	4,172					1	4,172	156 9 9
Tallow	42			23	19					23	19	1 0 9
Tin and Steel	14				14						14	0 10 6
Tobacco, Unmanufactured	148				148						148	3 14 0
Wheat	177		70	107						107	70	4 14 2
Whisky, other Spirits and Wines	5				5						5	0 3 9
Window Glass												
Wool	11			11						11		0 8 3
All Agricultural products not elsewhere described	2,992	8	1,729	1,253	2					1,261	1,731	68 19 4
All other Goods and Merchandise do.	1,649	192	129	209	1,119					401	1,248	53 18 6
Timber, Square, in Vessels	5,020	5,020								5,020		110 10 2
Do. do. in Rafts												
Do. do. do. in Rafts												
Boards and sawed lumber, in Vessels	79,741	3,080		75,966				695		79,741		1,213 3 9
Do. do. do. in Rafts												
Slaves, Pipe Staves and Headings												
Do. West India												
Do. Barrel do.		7		141				30		178	2,193	13 7 3
Shingles	178											15 14 4
Fire Wood	2,193		2,081									
Saw Logs												
Barrel Hoops	2			2						2		0 1 8
Sundry woods, 40 cubic feet to 1 ton.	687	220	3	457	7					677	10	42 17 4
Ship Posts and Fence Rails												

ARTICLES.	TOTAL TONS.	From Canadian to Canadian Ports.		From Canadian to American Ports.		From American to Canadian Ports.		From American to American Ports.		TOTALS.		AMOUNT OF TOLLS. £ s. d.
		Up.	Down.	Up.	Down.	Up.	Down.	Up.	Down.	Up.	Down.	
Empty Barrels	13											0 10 3
Boat Knees	1											0 0 3
Traverses												0 4 4
Floats												0 7 6
Grand Totals	129,666	10,285	5,047	96,868	16,741	107,878	21,788	2,467	9 9	432	16 1	6 18 4

Total Revenue derived from Tolls on Property

Do. do. do. Vessels	2,467	9 9
Do. do. do. Passengers	432	16 1
Do. do. do. Fines	6	18 4
Do. do. do. Rent		

Total Revenue from all sources £ 2,907 4 2

No. 4.—GENERAL STATEMENT shewing the Quantity of each Article transported through the BURLINGTON BAY CANAL during the Year 1856, and the Amount of Revenue collected thereon.

ARTICLES.	TOTAL TONS.		From Canadian to Canadian Ports.		From Canadian to American Ports.		From American to American Ports.		TOTALS.		AMOUNT OF TOLLS. £ s. d.
	Up.	Down.	Up.	Down.	Up.	Down.	Up.	Down.	Up.	Down.	
Ashes, (Pot and Pearl).....	185								185		23 1 9
Apples, Onions and other Vegetables.	16								2		3 16 4
Bacon.....			185		14				14		
Bark.....											
Barley.....											
Beef.....	164		163						163		13 9 6
Beer, Cider and Vinegar.....											
Bees Wax.....											
Biscuit.....	2								2		0 5 0
Brian and Ship Stuff.....	930		911	19					911	19	38 15 5
Bricks, Lime and Sand.....	21				9				12		2 8 2
Butter.....	97		7						90	7	12 2 7
Carts, Waggon and Sleighs.....											
Cattle.....	328								328		9 11 3
Cement and Water Lime.....	6									6	1 6 0
Cheese.....											
Charcoal.....											
Clay.....											
Clover Seed.....	18,617		4		18,613				18,613	4	930 18 3
Coal.....											
Coffee.....											
Copperas.....	994								994		41 8 6
Corn.....	362		250						360		47 9 0
Corn Meal.....											
Fish.....	21,601		36						36		1,350 1 9
Flax and Flax Seed.....	74		24		12,191				50		4 13 8
Furniture and Baggage.....											

Gypsum.....	30											5 0 10
Hams.....	1								1			0 1 4
Hides and Skins (Raw).....	20				9				11			1 14 4
Hogs.....	8				8							0 13 1
Horns, Hoofs and Bones.....	10								9			0 5 3
Horses.....												
Iron, Bloom and Broken Castings.....												
Do. Pig and Scrap.....	12,372		11,750	117					12,255	117		618 6 1
Do. Railroad.....												
Do. Stoves and Castings.....	184		36						150			22 18 11
Do. All other not elsewhere described.....												
Lard.....	13								13			2 12 0
Lard Oil.....	466		215						465			57 18 6
Manilla.....												
Manganese and Manure.....												
Marble.....												
Mechanics' Tools.....												
Molasses.....												
Nails.....												
Oats.....	2,050		1						2,049			119 11 6
Oat Meal.....												
Oil Cake.....												
Oil Meal.....												
Ores, (all kinds).....												
Ploughs and Agricultural Implements.....	153		25						25			20 3 4
Pork.....												
Potatoes.....												
Pressed Hay and Broom Corn.....	15											
Rags, Junk and Oakum.....	39											
Raw Cotton.....												
Rye.....												
Salt.....												
Sheep.....												
Slates.....												
Spikes.....												
Stone, Glass and Earthenwares.....	486		119						486			48 12 10
Totals carried over.....	59,244	15,505	9,807	12,399	23,532	1	37,037	22,207	3,383	9 5		

No. 4.—GENERAL STATEMENT shewing the Quantity of each Article transported, &c.—Continued.

ARTICLES.	TOTAL TONS.	From Canadian to Canadian Ports.		From Canadian to American Ports.		From American to Canadian Ports.		From American to American Ports.		AMOUNT OF TOLLS.
		Up.	Down.	Up.	Down.	Up.	Down.	Up.	Down.	
		•								
<i>Totals brought over</i>	59,244	13,505	9,807	12,399	23,532	1		37,037	22,207	£ s. d. 3,383 9 5
Stone.....										
Sugar.....	1,527		55		1,472			1,472	55	12 14 7
Tallow.....	2,466	3			2,463			2,466	5	410 19 0
Tin and Steel.....	5									1 7 6
Tobacco, Unmanufactured.....	58		10		48			48	10	14 17 0
Wheat.....	17,809			17,809					17,809	686 8 0
Whisky, other Spirits and Wines.....	680	143	180		327			470	180	81 5 0
Window Glass.....										
Wool.....	17			17					17	2 2 9
Agricultural products not elsewhere described.....										
All other Goods and Merchandise not elsewhere described.....	5,712	3,136	107		2,469			5,605	107	1,112 2 7
Timber, Square, in Vessels.....										
Do. do. in Rafts.....										
Do. Round or Flatted, in Vessels.....										
Do. do. in Rafts.....										
Do. Boards and sawed lumber, in Vessels.....	9,248	176		9,072				176	9,072	188 14 6
Do. do. in Rafts.....										
Staves, Pipe Staves and Headings.....										
Do. West India do.....										
Do. Barrel do.....										
Shingles.....	8									1 5 9
Fire Wood.....	323	323						323		0 16 10
Saw Logs.....										
Barrel Hoops.....										
Sundry woods, 40 cubic feet to 1 ton.....										
Sails, Nets, and Fence Rails.....										

ARTICLES.	TOTAL TONS.	From Canadian to Canadian Ports.		From Canadian to American Ports.		From American to Canadian Ports.		From American to American Ports.		AMOUNT OF TOLLS.
		Up.	Down.	Up.	Down.	Up.	Down.	Up.	Down.	
		•								
Empty Barrels.....	37									0 15 6
Boat Knees.....										
Floats and Traverses.....										
Grand Totals	97,104	17,331	10,164	39,297	30,311	1		47,642	49,462	5,846 18 5
Total Revenue derived from Tolls on Property.....										
Do. do. do. Vessels.....										340 16 3
Do. do. do. Passengers.....										
Do. do. do. Fines.....										
Do. do. do. Rents.....										
Total Revenue from all sources.....										
										6,187 14 8

No. 5.—GENERAL STATEMENT shewing the Quantity of each Article transported through the St. Ann's Lock Canal during the Year 1856, and the Amount of Revenue collected thereon.

ARTICLES.	TOTAL TONS.	From Canadian to Canadian Ports.		From Canadian to American Ports.		From American to Canadian Ports.		From American to American Ports.		TOTALS.		AMOUNT OF TOLLS. £ s. d.
		Up.	Down.	Up.	Down.	Up.	Down.	Up.	Down.	Up.	Down.	
Ashes, (Pot and Pearl).	733		733								733	9 3 3
Apples, Onions and other Vegetables.												
Bacon.												
Bark.												
Barley.	721		721								721	9 0 2
Beer, Cider and Vinegar.	53	53								53		0 13 3
Bees Wax.												
Biscuit.												
Iran and Ship Stuf.	51	51								36		0 8 6
Brick, Lime and Sand.	290		290							290		3 12 6
Butter.	16	11	5							11	5	0 3 10
Carts, Waggons and Sleighs.	124	6	118							6	118	1 11 0
Cattle.	28	25	3							25	3	0 4 9
Cement and Water Lime.												
Cheese.												
Charcoal.												
Clay.												
Clover Seed.	369	369								369		3 1 6
Coal.	1	1								1		0 0 2
Coffee.												
Copperas.	434	431	3							431	3	3 12 3
Corn.												
Corn Meal.	861	861								861		10 15 2
Fish.												
Flax and Flax Seed.	766	185	581							185	581	9 11 8
Flour.	68	48	20							48	20	0 16 10
Furniture and Baggage.												

Gypsum.													
Hans.													
Hemp.													
Hides and Skins, (Raw).													
Hogs.													
Horns, Hoofs and Bones.	157	45	112							45	112	1 19 2	
Horses.													
Iron, Bloom and Broken Castings.	358	323	35							323	35	2 19 8	
Do. Pig and Scrap.	118	226	8							226	8	0 19 8	
Do. Railroad.	234	904	20							904	20	2 18 4	
Do. Stoves and Castings.	924											11 11 0	
Do. All other not elsewhere described.													
Lard.													
Lard Oil.	110	110								110		1 7 6	
Manilla.													
Manganese and Manures.													
Marble.													
Mechanics' Tools.	285	285								285		3 11 3	
Molasses.	332	332								332		4 2 10	
Nails.	435	75	360							75	360	5 8 7	
Oats.	110	110								110		1 7 5	
Oat Meal.													
Oil Cake.													
Oil Meal.													
Ores, (all kinds).	98	98								98		1 4 6	
Ploughs and Agricultural Implements.	641	559	82							559	82	8 0 3	
Fork.	178	178								178		1 9 8	
Potatoes.	22	69	22							69	22	0 8 4	
Pressed Hay and Broom Corn.	69											0 19 6	
Rags, Junk and Oakum.													
Raw Cotton.	29												
Rye.	2,145	2,145	29							2,145	29	0 7 2	
Salt.	6											17 17 6	
Sheep.	31	31	6							31	6	0 1 6	
Slate.	14	14								14		0 5 2	
Spikes.	236	236								236		0 3 6	
Stone, Glass and Earthenwares.												2 18 11	
Totals carried over.	11,047	7,493	3,554							7,493	3,554	122 16 3	

No. 5.—GENERAL STATEMENT shewing the Quantity of each Article transported, &c.—Continued.

ARTICLES.	TOTAL TONS.	From Canadian to Canadian Ports.		From Canadian to American Ports.		From American to American Ports.		TOTALS.		AMOUNT OF TOLLS.
		Up.	Down.	Up.	Down.	Up.	Down.	Up.	Down.	
		7,493	3,554					7,493	3,554	
<i>Totals brought over</i>	11,047									£ s. d. 122 16 3
Stone.....	13	13						13		0 2 3
Sugar.....	624	624					624			7 16 2
Tallow.....	103	103					103			1 5 8
Tin and Steel.....	162	80	82				80	82		2 0 0
Tobacco, Unmanufactured.....	146	146					146			1 16 7
Wheat.....	54	54					54			0 13 6
Whisky, other Spirits and Wines.....										
Window Glass.....										
Wool.....										
All Agricultural products not elsewhere described.....	261		261					261		3 5 3
All other Goods and Merchandise do.....	2,504	2,263	241				2,263	241		31 6 0
Timber, Square, in Vessels.....	460		460					460		1 8 9
Do. do. in Rafts.....										
Do. Round or Flatted, in Vessels.....	3,650	3,650					3,650			4 11 3
Do. do. in Rafts.....	48,625	48,625					48,625			243 12 6
Boards and sawed lumber, in Vessels.....	19,194	19,194					19,194			95 19 6
Do. do. in Rafts.....										
Slaves, Pipe Staves and Headings.....	192		192					192		1 7 10
Do. West India do.....	563		563					563		3 2 3
Do. Barrel Staves and Headings.....	64		64					64		3 4 1
Shingles.....	80,766	80,766					80,766			144 17 4
Fire Wood.....	360	360					360			4 10 0
Saw Logs.....										
Rail Hoops.....										
Sundry woods, 40 cubic feet to 1 ton.....	10		10					10		0 2 6
Split Posts and Fence Rails.....	30		30					30		0 7 8
Empty Barrels.....										
Grand Totals	169,401	10,784	158,617				10,784	158,617		

Boat Knees.....	54									1 19 6
Traverses.....	519	54	519					54	519	6 13 9
Floats.....										
Grand Totals	169,401	10,784	158,617				10,784	158,617		
Total Revenue derived from Tolls on Property.....										
Do. do. Vessels.....										682 18 7
Do. do. Passengers.....										555 6 5
Do. do. Fines.....										26 8 5
Do. do. Rents.....										
Total Revenue from all sources.....										£
										1,264 13 5

No. 6.—SUMMARY STATEMENT of the business of the WELLAND, ST. ANN'S LOCKS, shewing the Total Quantity of each description collected during the Year 1856.

ARTICLES.	Welland Canal.		St. Lawrence Canal.	
	Tons.	Tolls.	Tons.	Tolls.
VESSELS OF ALL KINDS.....	1,179,246	£ s. d. 6,108 3 11	715,041	£ s. d. 1,978 6 5
PASSENGERS.....Number	17,424	88 7 6	38,530	638 16 4
THE FOREST.				
<i>Produce of Wood</i> —Boards and other Sawed } Lumber.....	105,397	3,702 17 6	89,704	453 18 1
Cord Wood.....	68,915	346 2 2	181,667	1,397 14 7
Shingles.....	121	16 14 5	90	3 11 3
Staves.....	29,172	989 10 3	5,166	163 5 10
Bark.....	587	10 7 10	181	4 10 6
Timber and other Wood.....	68,846	2,475 6 7	25,908	214 7 8
Total Forest.....	273,038	7,540 18 9	302,716	2,237 7 11
AGRICULTURE.				
<i>Farm Stock</i> —Cattle, Sheep and Hogs.....	175	3 1 5	1,264	68 6 10
Horses.....	135	15 3 4	697	49 13 4
Total Farm Stock.....	310	18 4 9	1,961	118 0 2
<i>Produce of Animals</i> —Bacon and Hams....	2,498	264 19 3
Beef and Pork.....	10,361	803 19 9	5,169	322 18 3
Butter and Cheese.....	134	8 7 4	533	20 16 4
Hides, Skins, Horns, Hoofs and Bones.....	511	55 9 10	32	1 18 3
Lard, Tallow and Bees Wax.....	2,222	165 6 6	1,181	83 12 2
Wool.....	267	29 18 8	6	0 7 6
Total Animal Produce... ..	15,993	1,328 1 4	6,921	429 12 6
<i>Vegetable Food</i> —Barley and other Grain....
Bran and Ship Stuff.....	329	3 14 8	224	15 3 11
Corn.....	140,115	6,737 2 6	16,323	776 1 9
Corn, Oil and Oat Meal.....	352	24 19 3	902	48 15 8
Flour.....	38,700	2,670 17 5	69,943	4,564 12 3
Onions, Apples and Potatoes.....	1,423	67 1 3	1,593	71 15 1
Wheat.....	227,337	23,963 8 10	43,192	3,164 19 3
Total Vegetable Food... ..	408,256	33,467 3 11	132,177	8,641 7 11
<i>Other Agricultural Products</i> —Seeds of all sorts	3,527	222 11 5	1,269	80 12 10
Hay, Straw and Broom Corn.....	104	5 16 4	235	13 11 1
Hemp and Manilla.....	547	55 19 1	39	2 16 6
Raw Cotton.....	32	2 4 8
Tobacco.....	95	5 1 0	68	2 8 9
Other Articles not enumerated.....	13,107	809 11 2	9,839	398 3 11
Total other Agricultural Products... ..	17,412	1,101 3 8	11,450	497 13 1

ST. LAWRENCE, CHAMBLY and BURLINGTON BAY CANALS, ST. OURS and of Property passing through and on the same, and the Amount of Tolls

Chamblly Canal including St. Ours Lock.		Burlington Bay Canal.		St. Ann's Lock.	
Tons.	Tolls.	Tons.	Tolls.	Tons.	Tolls.
151,070	£ s. d. 432 16 1	450,043	£ s. d. 340 16 3	177,686	£ s. d. 555 6 5
1,777	6 18 4	12,731	26 8 5
79,741	1,213 3 9	9,248	138 14 6	67,819	339 12 0
2,193	15 14 4	323	0 16 10	80,766	144 17 4
178	13 7 3	8	1 5 9	64	3 4 1
.....	755	4 10 1
5,710	154 1 3	5,053	19 6 9
87,822	1,396 6 7	9,579	140 17 1	154,457	511 10 3
2	0 1 0	8	0 13 1	130	1 12 6
8	0 2 6	10	0 5 3	157	1 19 2
10	0 3 6	18	0 18 4	287	3 11 8
210	5 4 8	183	25 4 2	641	8 0 3
1	0 0 6	27	3 14 2	290	3 12 6
10	0 6 8	20	1 14 4
94	2 6 9	18	3 19 6
11	0 8 3	17	2 2 9
326	8 6 10	265	36 14 11	931	11 12 9
.....
33	0 5 6	994	0 5 0	434	3 12 3
91	2 5 6	41 8 6	110	1 7 5
108	4 0 0	21,601	1,350 1 9	766	9 11 8
1,110	27 7 8	16	3 16 4	178	1 9 8
177	4 14 2	17,809	686 8 0	162	2 0 0
1,519	38 12 10	40,422	2,081 19 7	1,650	18 1 0
205	5 0 2	29	0 7 2
93	0 15 6	22	0 8 4
7	0 3 2	1	0 1 4
2	0 0 8	39	4 18 10
148	3 14 0	58	14 17 0	1,417	17 14 0
19,135	450 3 10	2,050	119 11 6
19,590	459 17 4	2,148	139 8 8	1,468	18 9 6

No. 6.—SUMMARY STATEMENT of the business of the WELLAND,

ARTICLES.	Welland Canal.		St. Lawrence Canal.	
	Tons.	Tolls.	Tons.	Tolls.
MANUFACTURES.				
Ashes, (Pot and Pearl).....	510	26 17 5	3,117	167 5 9
Biscuit.....			11	0 16 6
Bricks, Lime and Sand.....	1,493	39 1 1	3,341	77 0 3
Cement, Water Lime and Clay.....	7,427	325 8 1	1,192	29 18 6
Cider, Beer and Vinegar.....	64	3 9 9	505	29 2 2
Domestic Spirits and Wines.....	1,321	128 3 0	1,122	69 0 0
Empty Barrels.....	2,534	33 17 11	379	10 9 1
Stone, Earthen and Glass Wares.....	1,894	208 3 1	3,382	259 17 4
Railroad Iron.....	27,043	1,350 10 1	14,041	619 6 0
Scrap, Pig Iron and Broken Castings.....	12,289	638 0 2	11,333	440 11 0
Stoves and other Castings.....	4,102	287 1 2	1,958	107 3 0
Spikes, Nails, Tin and Steel.....	5,051	427 5 11	5,558	392 16 0
Iron, not elsewhere described.....	9,619	710 18 4	16,710	1,040 15 9
Oil.....	1,178	86 19 4	605	51 3 2
Oil Cake.....	3,381	253 11 6	21	0 8 1
Salt.....	72,582	3,693 6 3	15,018	450 0 1
Sugar and Molasses.....	10,127	1,094 7 10	9,852	523 14 1
Vehicles and Agricultural Implements.....	542	47 12 9	2,525	143 17 1
Window Glass.....	802	58 18 4	1,405	98 13 1
Total Manufactures.....	161,959	9,413 12 0	92,075	4,512 2 1
MERCHANDISE.				
Coffee.....	1,994	223 7 6	33	2 5
Coal.....	51,327	2,433 7 1	11,123	193 9
Fish.....	2,090	225 13 0	3,905	270 14 1
Furniture and Baggage.....	1,500	147 18 11	1,629	126 2
Gypsum.....	2,770	40 18 0	328	6 14 6
Marble, Slate and Stones.....	12,499	411 2 2	52,015	140 2 1
Ores, (all kinds).....	13,430	205 17 6	1,061	34 6 9
Rags, Junk and Oakum.....	86	7 0 10	454	16 7 8
Total Merchandise not elsewhere described.....	13,892	3,267 8 5	16,688	3,333 7 4
Total Merchandise.....	99,588	6,962 13 5	87,236	4,123 9 10
Grand Totals—(Tonnage of Vessels and Passengers not included).....	976,556	66,028 9 3	634,536	23,176 16 5
Less drawback on Free Articles.....		423 7 3		3,746 0 3
Grand Total Tolls.....		65,605 2 0		19,430 16 2

ST. LAWRENCE, CHAMBLY and BURLINGTON BAY CANALS, &c.—Continued.

Chamby Canal including St. Ours Lock.		Burlington Bay Canal.		St. Ann's Lock.	
Tons.	Tolls.	Tons.	Tolls.	Tons.	Tolls.
	£ s. d.		£ s. d.		£ s. d.
115	2 17 3	185	23 1 9	733	9 3 3
1,583	31 13 2	930	38 15 5	51	0 8 6
177	4 4 7	328	9 11 3	28	0 4 9
125	3 2 3	164	13 9 6	53	0 13 3
5	0 3 9	650	81 5 0	146	1 16 7
13	0 10 3	37	0 15 6	30	0 7 8
86	2 13 5	486	48 12 10	236	2 18 11
601	15 8 5	12,372	618 5 1	118	0 19 8
97	2 8 6	184	22 18 11	358	2 19 8
17	0 12 3			234	2 18 4
10	0 5 0			449	5 12 0
72	1 16 0	466	57 18 6	924	11 11 0
2,078	48 15 9			110	1 7 6
5,336	199 19 0	2,466	410 19 0	2,145	17 17 6
6	0 4 6	97	12 2 7	909	11 7 5
				114	1 8 4
				54	0 13 6
10,321	314 14 1	18,365	1,337 15 4	6,692	72 7 10
16	0 12 0			1	0 0 2
6,276	153 11 6	18,617	930 18 3	369	3 1 6
55	1 9 1	362	47 9 0	861	10 15 2
67	2 4 11	74	4 13 8	68	0 16 10
168	1 8 0				
869	21 14 9	1,527	12 14 7	44	0 7 3
822	10 5 6			69	0 19 6
		15	1 5 5		
1,805	58 2 10	5,712	1,112 3 7	2,504	31 5 2
10,078	249 8 7	26,307	2,109 4 6	3,916	47 5 7
129,666	2,907 4 2	97,104	6,187 14 8	169,401	1,264 13 5
	2,907 4 2		6,187 14 8		1,264 13 5

No. 7.—STATEMENT shewing the Monthly Receipts of Tolls at the different Offices of the several Canals during the Year 1856.

CANALS AND OFFICES.	April.		May.		June.		July.		August.		September.		October.		November.		December.		TOTALS.												
	£	s. d.	£	s. d.	£	s. d.	£	s. d.	£	s. d.	£	s. d.	£	s. d.	£	s. d.	£	s. d.	£	s. d.											
<i>Welland Canal.</i>																															
Chippawa.....	1	4	7	3	40	10	1	38	11	0	26	6	3	25	0	1	24	16	2	9	12	0	218	1	9						
Colborne.....	1	5	11	6	7,755	10	5	4,546	16	9	5,337	19	7	8,064	11	6	5,006	11	6	732	13	7	43,956	19	0						
Dalhousie.....					2,945	15	5	2,289	16	11	2,774	16	5	3,029	18	10	1,639	9	5	188	18	4	17,912	1	3						
Dunnville.....	1	18	2	8	218	13	8	115	5	6	217	3	5	289	17	8	278	17	11	16	2	3	1,536	19	7						
Marathon.....					35	18	7	32	9	5	38	2	3	54	12	8	34	10	4				264	19	2						
Robinson.....	6	10	2	4	29	0	7	35	18	7	40	5	8	106	6	8	133	9	3	18	15	9	1,111	1	11						
St. Catharine's.....	14	9	11	8	71	5	8	46	2	4	199	4	8	106	6	8	80	5	3	60	8	2	604	19	4						
Total Welland.....	25	8	9	11	7,596	5	11	7,194	18	8	10,969	19	5	8,498	0	0	11,472	0	2	11,623	19	2	7,197	19	10	65,605	2	0			
<i>St. Lawrence Canal.</i>																															
Beauharnois.....					26	15	6	26	5	3	21	10	8	18	19	4	24	2	9	26	13	8	20	0	11	164	8	1			
Cornwall.....					6	6	1	7	0	3	8	11	8	7	1	11	5	1	11	1	10	10	7	7	10	52	19	2			
Edwardsburg.....					2	19	6	4	1	1	4	6	6	3	4	0	7	1	11	1	19	11	2	18	7	25	13	11			
Montreal.....					2,925	7	6	2,529	8	9	2,907	12	3	2,320	12	1	2,500	9	8	3,481	7	1	2,202	11	0	18,867	8	4			
Lachine.....					32	18	3	73	4	7	51	14	10	45	2	8	60	4	8	39	16	9	17	4	11	320	6	8			
Total St. Lawrence.....					2,994	6	10	2,639	19	11	2,993	13	11	2,400	6	11	2,597	0	4	3,551	8	3	2,250	3	3	19,480	16	2			
<i>Chambly Canal.</i>																															
Chambly.....	1	2	8	4	211	10	4	331	13	4	375	18	3	253	18	3	295	10	1	326	11	0	323	6	0	2,118	19	11			
St. Johns.....					86	8	4	101	7	5	107	13	6	96	13	9	101	0	2	153	18	9	72	2	2	719	4	1			
St. Ours.....					16	3	8	7	7	7	11	15	1	6	2	3	5	5	6	8	1	3	12	4	0	69	0	2			
Total Chambly.....	2	13	6	4	314	2	4	440	8	4	495	6	10	356	14	3	401	15	9	488	11	0	407	12	2	2,907	4	2			
<i>Burlington Bay Canal.</i>																															
Hamilton.....	131	0	5	2	671	16	2	841	4	1	977	10	6	666	15	7	804	14	5	1,066	5	4	831	12	0	6,187	14	8			
<i>St. Ann's Lock.</i>																															
St. Ann's.....	4	5	4	5	147	11	5	209	16	9	243	12	1	169	13	4	187	1	11	182	17	0	119	15	7	1,264	13	5			
Grand Totals.....	163	8	0	8	11,724	2	8	11,326	7	9	15,680	2	9	12,091	10	1	15,462	12	7	16,913	0	9	10,807	2	10	1,227	3	0	95,395	10	5

No. 8.—A RETURN of the Business of the WELLAND, ST. LAWRENCE, CHAMBLY, BURLINGTON BAY CANALS, ST. OURS' and ST. ANN'S LOCKS, shewing the Total Revenue derived from each Class or Rate of Tolls on each Canal, during the Year 1856.

ARTICLES.	RATES OF TOLL LEVIED.					WELLAND CANAL.		ST. LAWRENCE CANAL.		CHAMBLY CANAL, (including St. Ours' Locks.)		BURLINGTON BAY CANAL.		ST. ANN'S LOCK.		
	Welland.	St. Lawrence.		Chambly and St. Ours' Locks.	Burlington Bay.	St. Ann's Locks.	Tons.	Tolls.	Tons.	Tolls.	Tons.	Tolls.	Tons.	Tolls.	Tons.	Tolls.
	Up or Down. £ s. d.	Up. £ s. d.	Down. £ s. d.	Up or Down. £ s. d.	Up or Down. £ s. d.	Up or Down. £ s. d.	£ s. d.	£ s. d.	£ s. d.	£ s. d.	£ s. d.	£ s. d.	£ s. d.	£ s. d.	£ s. d.	£ s. d.
CLASS No. 1.																
Steamers and Vessels per Ton Measurement.....	0 0 1½	0 0 1½	0 0 0¾	0 0 0¾	2s. 6d. to 10s. each	0 0 0¾	1,179,246	6,108 3 11	715,041	1,978 6 5	151,070	432 16 1	450,043	340 16 3	177,686	555 6 5
CLASS No. 2.																
Passengers 21 years and over..... each	0 0 6	0 0 6	0 0 3	0 0 3		0 0 1	Number.		Number.		Number.			Number.		
Do under 21 years..... do.	0 0 3	0 0 3	0 0 1½	0 0 1½		0 0 1	17,424	88 7 6	38,536	638 16 4	1,777	6 18 4		12,731		26 8 5
CLASS No. 3.																
Apples, Onions and Vegetables.....	0 1 0	0 1 0	0 1 0	0 0 6	Barrel,	0 2	264	12 4 1	1,245	61 9 0	1,006	24 16 7	16	3 16 4		
Bark.....					Cord,	0 7½	587	10 7 10	181	4 10 6						
Bricks, Lime and Sand.....					Ton,	0 10	1,493	39 1 1	3,341	77 0 3	1,583	31 13 2	930	38 15 5	51	0 8 0
Castings (broken), Pig Iron, Scrap Iron, and Rail-Road Iron.....							39,332	1,989 16 10	25,374	1,059 18 8	601	15 9 5	12,372	618 5 1	476	3 19 4
Cement, Clay and Water Lime.....					Barrel,	0 1	7,437	325 8 1	1,192	29 18 6	177	4 4 7	328	9 11 3	28	0 4 9
Coal.....					"	0 2	51,327	2,433 7 1	11,123	193 9 4	6,276	153 11 6	18,617	930 18 3	369	3 1 6
Corn.....					Bushel,	0 0½	140,115	6,737 2 6	16,323	49 3 9	33	0 5 6	994	41 8 6	434	3 12 3
Gypsum.....					Barrel,	0 2	2,770	40 18 0	328	6 14 6	168	1 8 0				
Hemp.....					Ton,	1 8	72	3 16 6	14	0 13 6	7	0 3 2	1	0 1 4		
Manganese and Manures.....					"	1 3			207	2 11 9	156	3 18 0				
Marble and Slate.....					"	0 10	1,808	87 15 0	1,469	39 12 1	773	19 9 6			31	0 5 2
Ore, (Copper).....					"	0 10	1,013	61 1 1	238	23 15 6						
Potatoes.....					Bushel,	0 0½	1,159	54 17 2	348	10 6 1	104	2 11 1			178	1 9 8
Salt.....					Free,	0 0	72,582	3,893 6 3	15,018	450 0 11	2,073	48 15 9			2,145	17 17 6
Tobacco, unmanufactured.....					Cwt.	0 3	95	5 1 0	68	2 8 9	148	3 14 0	58	14 17 0		
Ore, (Iron).....	0 0 3	0 0 3	0 0 3	0 0 3	Ton,	0 0 3	12,417	144 16 5	833	7 5 9	822	10 5 6			13	0 2 3
Stone.....	0 0 6	0 0 6	0 0 6	0 0 6	Ton,	0 10	10,691	323 7 2	50,546	100 10 6	91	2 5 3	1,527	12 14 7		
Total Class No. 3.....							343,162	15,962 6 1	127,838	2,119 12 4	14,023	322 10 0	84,843	1,670 7 9	3,725	31 0 5
CLASS No. 4.																
Ashes, (Pot and Pearl).....	0 1 6	0 1 6	0 1 6	0 0 6	Barrel,	0 7½	510	26 17 5	3,117	167 5 9	115	2 17 3	185	23 1 9	733	9 3 3
Bacon, Butter and Pork.....					Butter,	0 6										
Barley, Oats, Rye and other Grain.....					Bacon,	0 4	9,784	724 16 4	5,222	309 12 7	149	2 19 1	174	22 11 6	931	11 12 9
Beer, Cider and Vinegar.....					Pork,	0 4										
Bran and Ship Stuff.....					Bushel,	0 0½	16,166	982 11 0	6,707	290 17 7	16,149	381 5 7	2,050	119 11 6	1,185	14 15 11
Cattle, Sheep and Hogs.....					Barrel,	0 4	64	3 9 9	505	29 2 2	125	3 2 3	164	13 9 6	53	0 13 3
Corn Broom and Pressed Hay.....					Ton,	0 6	329	3 14 8	224	16 3 11			2	0 5 0		
Cotton, (Raw).....					Cattle, ea.	0 3										
Flax, Flax and other Seeds.....					Sheep, "	0 1	175	3 1 5	1,264	68 6 10	2	0 1 0	8	0 13 1	130	1 12 6
Horns, Hoofs and Bones.....					Hogs, "	0 1										
Meals of Oats, Barley, Corn, &c.....					Ton,	1 8	104	5 16 4	235	13 11 1	93	0 15 6			22	0 8 4
Nails, Spikes, and Iron not elsewhere described.....					Bushel,	0 0½	32	2 4 8			2	0 0 8	39	4 18 10		
Oil Cake.....					Oil, Brl.	0 8	69	4 7 1	205	4 5 3	189	4 17 5				
Oil, Lard and Tallow.....					Lard, Cwt.	0 3	55	4 2 10	23	1 5 6	2	0 1 0			110	1 7 5
Rags, Junk and Oakum.....					Tallow, "	0 3	342	24 19 2	902	45 15 8	91	2 5 6			1,270	15 17 4
Stoves and other Castings.....					Ton,	1 8	13,209	974 3 2	20,975	1,326 5 11	13	0 6 9				
Window Glass.....					Ton,	2 6	3,381	253 11 6	21	0 8 1						
Total Class No. 4.....							52,608	3,618 16 10	45,003	2,633 0 2	17,203	405 3 3	3,305	270 13 6	4,901	61 9 7
CLASS No. 5.																
Agricultural Products, not elsewhere described.....	0 2 3	0 1 9	0 1 6	0 0 9	Beef, Brl.	0 4	399	45 4 6	4,166	183 13 11	2,992	68 19 4			261	3 5 3
Beef, Bees Wax, Cheese and Hams.....					Cheese, Cwt.	6										
Biscuit and Crackers.....					Bees Wax, "	3	3,211	352 14 8	480	34 7 0	62	2 6 1	36	6 6 10		
Carts, Vehicles and Agricultural Implements.....					Hams, Brl.	4										
Charcoal.....					Barrel,	0 4	542	47 12 9	2,525	143 17 9	6	0 4 6	97	12 2 7	114	1 8 4
Coffee.....					Ton,	2 6	1,994	223 7 6	33	2 5 1	16	0 12 0			1	0 0 2
Copperas.....					Ton,	1 3	16	1 16 2	8	0 14 0						
Fish.....					Brl.	0 4	2,090	225 13 0	3,905	270 14 5	55	1 9 1	362	47 9 0	861	10 15 2
Flour.....					Brl.	0 1½	38,700	2,670 17 5	60,943	3,869 14 9	108	4 0 0	21,601	1,350 1 9	766	9 11 8
Furniture and Baggage.....					Ton,	0 3	1,500	147 19 11	1,629	126 2 2	67	2 4 11	74	4 13 8	68	0 16 10
Glass, Stone and Earthenwares.....					Ton,	2 0	1,894	208 3 1	3,382	259 17 4	86	2 18 5	456	48 12 10	236	2 18 11
Hides and Skins, (Raw).....					Cwt.	1 0	456	51 7 0	9	0 12 9	8	0 5 8	20	1 14 4		
Horses.....					Ton,	1 8	135	15 3 4	697	49 13 4	8	0 2 6	10	0 5 3	157	1 19 2
Molasses and Sugar.....					Cwt.	2 0	10,127	1,094 7 10	9,852	523 14 8	5,336	200 3 8	2,466	410 19 0	909	11 7 5
Manilla.....					Ton,	1 8	475	52 2 7	25	2 3 0						
Spirits, Liquors and Wines.....					Pipe,	0 6	1,321	128 3 0	1,122	69 0 10	5	0 3 9	650	81 5 0	146	1 16 7
Tin and Steel.....					Barrel,	0 6	1,461	164 1 9	1,323	106 5 10	14	0 10 6			103	1 5 8
Tools (Mechanics').....					Ton,	2 6	31	3 9 9								
Wheat.....					Ton,	2 6	227,337	23,963 8 10	43,192	914 7 3	177	4 14 2	17,809	686 8 0	162	2 0 9
Wool.....							287	29 18 8	6	0 7 6	11	0 8 3	17	2 2 9		
Total Class No. 5.....							291,956	29,425 10 9	142,308	6,558 8 1	8,951	289 2 10	43,628	2,652 2 0	3,784	47 5 11
CLASS No. 6.																
Goods and Merchandise not enumerated.....	0 5 0	0 5 0	0 1 10½	0 0 9			13,845	3,262 2 8	16,473	3,330 1 7	1,649	53 18 6	5,712	1,112 2 7	2,504	31 6 0
CLASS No. 7.																
Barrels empty, each.....	0 0 1	0 0 1	0 0 1	0 0 1	Ton,	0 7½	2,534	33 17 11	379	10 9 1	13	0 10 3	37	0 15 6	30	0 7 8
Barrel Hoops, per M.....	0 0 2	0 0 2	0 0 1	0 0 1			162	17 7 9	32	1 0 2	2	0 1 8				
Boards and Sawn Lumber reduced to one inch and under, in Vessels, per M.....	0 1 6	0 0 9	0 0 6	0 0 6	M.	0 3½	105,374	3,701 1 11	62,272	313 15 8	70,741	1,213 3 9	9,248	138 14 6	48,625	243 12 6
Do do do in Rafts, per M.....	0 3 0	0 1 6	0 1 0	0 1 0	M.	0 3½	23	1 15 7	27,432	140 2 5					19,194	95 19 6
Fire Wood per Cord.....	0 0 7½	0 1 3	0 1 3	0 0 6	Cord,	0 3½	68,915	346 2 2	181,667	1,397 14 7	2,193	15 14 1	323	0 16 10	80,765	144 17 4
Saw Logs 12 feet long, (if more, in proportion) entering, each.....	0 0 2	0 0 2	0 0 2	0 0 1			17,122	284 15 10	5,030	87 18 8					360	4 10 0
Do do leaving, each.....	0 0 10	0 0 2	0 0 2	0 0 2												
Shingles, per M.....	0 0 4	0 0 4	0 0 2	0 0 1½			121	16 14 5	90	3 11 3	178	13 7 3			64	3 4 1
Staves, (Pipe and Headings), per Mille.....	0 10 0	0 8 9	0 8 9	0 2 6	Mille,	2 6	10,317	597 0 3	2,543	126 0 6					192	1 7 10
Do (West India and do.) per Mille.....	0 3 9	0 3 9	0 3 9	0 1 3	"	1 3										

No. 9.—STATEMENT shewing the Number, the National Character and Tonnage of Vessels, which passed on and through the WELLAND, ST. LAWRENCE, CHAMBLY and BURLINGTON BAY CANALS, ST. OURS, and ST. ANN'S LOCKS, during the year 1856, and the Amount of Tolls collected thereon.

VESSELS.	TOTAL.		From Canadian to Canadian Ports.				From Canadian to Foreign Ports.				From Foreign to Canadian Ports.				From Foreign to Foreign Ports.				TOTALS.				Amount of Tolls on Vessels.							
			Up.		Down.		Up.		Down.		Up.		Down.		Up.		Down.		Up.		Down.									
	No.	Tons.	No.	Tons.	No.	Tons.	No.	Tons.	No.	Tons.	No.	Tons.	No.	Tons.	No.	Tons.	No.	Tons.	No.	Tons.	No.	Tons.		No.	Tons.	No.	Tons.	£	s.	d.
WELLAND CANAL—																														
Canadian Sailing and other Vessels.....	2,789	353,405	58	60,884	841	92,903	311	53,133	282	37,444	437	50,359	337	58,682																
“ Steamers.....	1,142	99,250	8	13,029	94	11,895	35	6,037	426	30,631	465	30,752	40	6,906																
Total Canadian.....	3,931	452,655	66	73,913	935	104,798	346	59,170	708	68,075	902	81,111	377	65,588																
Foreign Sailing and other Vessels.....	2,418	619,129	20	19,763	29	3,444	71	14,625	111	17,530	57	9,136	83	17,038	910	281,809	955	255,784	1,240	325,333	1,178	293,796								
“ Steamers.....	417	107,462	6	909	5	387	2	395	60	4,692	44	3,412	2	155	154	50,023	142	47,489	208	54,739	209	52,723								
Total Foreign.....	2,835	726,591	26	20,672	34	3,831	73	15,020	171	22,222	101	12,548	85	17,193	1,064	331,832	1,097	303,273	1,448	380,072	1,387	346,519								
Grand Total—Welland Canal.....	6,766	1,179,246	92	94,585	969	108,629	419	74,190	879	90,297	1,003	93,659	462	82,781	1,064	781,832	1,097	303,273	3,359	594,266	3,407	584,980								
ST. LAWRENCE CANAL—																														
Canadian Sailing and Other Vessels.....	5,497	451,107	2,658	205,185	2,267	193,393	13	2,283	247	20,442	268	22,358	43	5,332																
“ Steamers.....	2,389	245,413	1,220	125,447	1,091	115,956	6	1,046	32	1,044	34	1,124	6	796																
Total Canadian.....	7,886	696,520	3,878	330,632	3,358	311,349	19	3,329	279	21,486	302	23,482	49	6,128																
Foreign Sailing and other Vessels.....	410	17,779	40	1,868	99	3,577	8	337	95	4,468	146	6,533	6	284	6	393	10	319	200	9,131	210	8,648								
“ Steamers.....	10	742	6	318	3	174									1	250			7	568	3	174								
Total Foreign.....	420	18,521	46	2,186	102	3,751	8	337	95	4,468	146	6,533	6	284	7	643	10	319	207	9,699	213	8,822								
Grand Total—St. Lawrence Canal.....	8,306	715,041	3,924	332,818	3,460	315,100	27	3,666	374	25,954	448	30,015	55	6,412	7	643	11	433	4,406	367,142	3,900	347,899								
CHAMBLY CANAL—																														
Canadian Sailing and other Vessels.....	1,522	99,001	171	6,520	139	8,160	603	41,750						607	42,359	2	212													
“ Steamers.....	370	18,397	185	7,446	134	7,441	51	1,806						50	1,704															
Total Canadian.....	1,892	117,398	356	13,966	273	15,601	654	43,556						657	44,063	2	212													
Foreign Sailing and other Vessels.....	715	3,392	4	224	2	91	348	16,127						358	16,801	3	149													
“ Steamers.....	10	280	1	28			4	112						5	140															
Total Foreign.....	725	33,672	5	252	2	91	352	16,239						363	16,941	3	149													
Grand Total—Chambly Canal.....	2,617	151,070	361	14,218	275	15,692	1,006	59,795						1,020	61,004	5	361													
BURLINGTON BAY CANAL—																														
Canadian Sailing and other Vessels.....	273	31,801			73	7,340					200	2,461																		
“ Steamers.....	524	379,982	388	192,742							236	187,240																		
Total Canadian.....	797	411,783	388	192,742	73	7,340					236	187,240																		
Foreign Sailing and other Vessels.....	56	6,862									56	6,862																		
“ Steamers.....	32	31,398									32	31,398																		
Total Foreign.....	88	38,260									88	38,260																		
Grand Total—Burlington Bay Canal.....	885	450,043	388	192,742	73	7,340					324	225,500																		
ST. ANN'S LOCK—																														
Canadian Sailing and other Vessels.....	1,925	122,368	984	62,239	678	38,594					268	21,485																		
“ Steamers.....	821	49,594	410	25,028	377	23,486					34	1,080																		
Total Canadian.....	2,746	171,962	1,394	87,317	1,055	62,080					297	22,565																		
Foreign Sailing and other Vessels.....	128	5,724									64	2,862																		
“ Steamers.....											64	2,862																		
Total Foreign.....	128	5,724									128	5,724																		
Grand Total—St. Ann's Lock.....	2,874	177,686	1,394	87,317	1,055	62,080					425	28,289																		
RECAPITULATION.																														
CANADIAN VESSELS AND STEAMERS.																														
Welland Canal.....	3,931	452,655	66	73,913	935	104,798	346	59,170	708	68,075	902	81,111	377	65,588																
St. Lawrence Canal.....	7,886	696,520	3,878	330,632	3,358	311,349	19	3,329	279	21,486	302	23,482	49	6,128																
Chambly Canal.....	1,892	117,398	356	13,966	273	15,601	654	43,556						657	44,063	2	212													
Burlington Bay Canal.....	797	411,783	388	192,742	73	7,340					236	187,240																		
St. Ann's Lock.....	2,746	171,962	1,394	87,317	1,055	62,080					297	22,565																		
Total Canadian Vessels.....	17,252	1,850,318	6,529	698,570	5,694	501,168	1,019	106,055	1,484	136,587	1,440	291,833	1,083	115,779	2	112	1	114	8,990	1,096,670	8,262	753,648								
FOREIGN VESSELS AND STEAMERS.																														
Welland Canal.....	2,835	726,591	26	20,672	34	3,831	73	15,020	171	22,222	101	12,548	85	17,193	1,064	331,832	1,097	303,273	1,448	380,072	1,387	346,519								
St. Lawrence Canal.....	420	18,521	46	2,186	102	3,751	8	339	95	4,468	146	6,533	6	284	7	643	10	319	207	9,699	213	8,822								
Chambly Canal.....	725	33,672	5	252	2	91	352	16,239						363	16,941	3	149													
Burlington Bay Canal.....	88	38,260									88	38,260																		
St. Ann's Lock.....	128	5,724									128	5,724																		
Total Foreign Vessels.....	4,196	822,768	261	23,110	138	7,673	433	31,596	366	26,414	337	53,341	454	34,418	1,074	332,624	1,007	303,592	2,111	440,671	2,085	382,097								
Grand Total—Canadian and Foreign Vessels.....	21,448	2,673,086	6,790	721,680	5,832	508,841	1,452	137,651	1,870	163,001	1,777	175,124	1,537	150,197	12	904	11	433	11,101	1,537,341	10,347	1,135,745								

No. 10.—COMPARATIVE STATEMENT of the Number and Tonnage of Vessels and Goods passed through and on the undermentioned Canals for the Years 1853, 1854, 1855 and 1856, distinguishing the up and down Trade.

PROPERTY AND VESSELS.	WELLAND.				ST. LAWRENCE.				CHAMBLY.				BURLINGTON BAY.				ST. ANN'S LOCK.			
	1853.	1854.	1855.	1856.	1853.	1854.	1855.	1856.	1853.	1854.	1855.	1856.	1853.	1854.	1855.	1856.	1853.	1854.	1855.	1856.
Tonnage of Property up.....	245,832	208,589	220,012	276,919	174,656	203,623	122,205	131,430	102,518	63,013	101,419	107,878	36,669	45,019	39,444	47,642	14,270	19,037	14,285	10,784
Do. do. down.....	659,686	588,621	629,321	699,637	386,945	458,990	419,049	503,106	11,067	20,234	16,065	21,788	51,189	32,759	40,766	49,462	121,385	101,032	112,076	158,617
Total Tonnage of Property up and down.	905,518	797,210	849,333	976,556	561,601	662,613	541,254	634,536	113,585	83,247	117,484	129,666	87,858	77,778	80,210	97,104	135,655	120,069	126,361	169,401
Tonnage of Vessels up.....	480,096	469,200	491,364	594,266	313,981	379,554	335,672	367,142	56,110	36,544	67,737	74,374	109,678	138,237	328,255	411,380	69,224	82,360	76,919	90,179
Do. do. down.....	583,528	478,538	560,103	584,980	305,418	357,570	319,832	347,899	54,059	37,783	69,064	76,696	109,490	30,841	34,797	38,663	57,080	71,996	74,271	87,507
Total Tonnage of Vessels up and down...	1,063,624	947,738	1,051,467	1,179,246	619,399	737,124	655,504	715,041	110,169	74,327	136,801	151,070	219,168	169,078	363,052	450,043	126,304	154,356	151,190	177,686
Grand Total Tonnage of Property and Vessels up and down.....	1,969,142	1,744,948	1,900,800	2,155,802	1,181,000	1,399,737	1,196,758	1,349,577	223,754	157,574	254,285	280,736	307,026	246,856	443,262	547,147	261,959	274,425	277,551	347,087

No. 11.—COMPARATIVE STATEMENT of the Total Movement of Property, Passengers and Vessels on the WELLAND, ST. LAWRENCE, CHAMBLY (including St. Ours' Lock) and BURLINGTON BAY CANALS, and St. ANN'S Lock for the year 1856, and the three preceding years.

GOODS, WARES AND MERCHANDISE.	WELLAND.				ST. LAWRENCE.				CHAMBLY.				BURLINGTON BAY.				ST. ANN'S LOCK.			
	1853.	1854.	1855.	1856.	1853.	1854.	1855.	1856.	1853.	1854.	1855.	1856.	1853.	1854.	1855.	1856.	1853.	1854.	1855.	1856.
Farm Stock.....	100	120	185	310	2,569	2,603	2,491	1,961	3	10	10	137	90	105	18	293	285	174	287
Forest.....	277,486	254,160	264,723	273,038	272,500	319,497	306,489	302,716	84,735	63,006	90,854	87,822	25,474	10,444	8,994	9,559	119,236	99,502	109,718	154,457
Manufactures.....	209,653	166,943	160,116	161,959	143,258	165,379	87,611	92,075	5,759	7,464	6,813	10,321	19,236	26,331	16,458	18,365	8,126	9,987	7,389	6,692
Merchandise.....	66,643	85,552	93,251	99,588	35,878	60,589	45,958	87,236	6,971	9,204	10,628	10,078	15,248	18,976	23,987	26,307	4,275	7,881	6,783	3,916
Other Agricultural Produce.....	11,257	17,889	12,417	33,405	10,849	11,523	9,151	18,371	2,171	1,461	1,916	19,916	1,646	678	719	2,413	2,052	1,362	921	2,399
Vegetable Food.....	340,379	272,546	318,641	408,256	96,547	103,022	8,9554	132,177	13,949	2,109	7,263	1,519	26,117	21,259	29,947	40,442	1,673	1,052	1,376	1,650
Total Tons.....	905,518	797,210	849,333	976,556	561,601	662,613	541,254	634,536	113,585	83,247	117,484	129,666	87,858	77,778	80,210	97,104	135,655	120,069	126,361	169,401
Passengers.....Number.	19,631	5,638	15,276	17,424	43,681	54,068	42,678	38,530	2,963	1,304	2,581	1,777	17,805	23,973	15,876	12,731
Number of Vessels and Boats (all kinds.)	6,714	5,863	6,779	6,766	7,805	8,740	7,899	8,306	2,164	1,483	2,347	2,617	1,479	1,204	1,319	885	2,244	2,548	2,565	2,874
Total Tonnage of Vessels (all kinds)...	1,063,624	947,738	1,051,467	1,179,246	619,399	737,124	655,504	715,041	110,169	74,327	136,801	151,070	219,168	169,078	363,052	450,043	126,304	154,356	151,190	177,686
	WELLAND.				ST. LAWRENCE.				CHAMBLY.				BURLINGTON BAY.				ST. ANN'S LOCK.			
	Per Centage of Increase of 1856 over 1855		Per Centage of Increase of 1856 over 1853		Per Centage of Increase of 1856 over 1855		Per Centage of Increase of 1856 over 1853		Per Centage of Increase of 1856 over 1855		Per Centage of Increase of 1856 over 1853		Per Centage of Increase of 1856 over 1855		Per Centage of Increase of 1856 over 1853		Per Centage of Increase of 1856 over 1855		Per Centage of Increase of 1856 over 1853	
(A)	14.97		7.84		19.08		12.98		10.36		14.15		21.06		10.52		34.06		24.13	

The average Increase of the Movement of Property on the five Canals in 1856 over 1855, is 19.90 per cent.
 The average annual Increase of the Movement of Property on the five Canals in 1856 over 1853, is 13.92 per cent.
 (A) This Table of per Centages applies to the first line of Totals shewing the Movement of Property.

No. 12.—AN ACCOUNT of the Gross and NET REVENUE derived from Canal Tolls for the Year 1856, as compared with the Five preceding Years.

	YEARS.											
	1851.		1852.		1853.		1854.		1855.		1856.	
	£	s. d.	£	s. d.	£	s. d.	£	s. d.	£	s. d.	£	s. d.
Gross Receipt of Toll.....	76,216	4 6	84,602	7 0	95,814	5 2	82,765	6 3	81,172	17 1	95,395	10 5
Charges for Collection (1).....	12,286	2 10	15,209	19 7	16,319	10 7	18,716	7 10	19,737	15 4	25,416	4 2
Net Revenue, (Repairs and Incidental Expenses } not deducted).....	63,930	1 8	69,392	7 5	79,494	14 7	64,048	18 5	61,435	1 9	69,979	6 3

Average Yearly Net Revenue..... £68,046 15 0.

(1) This covers expenses attending Lock Tenders and Masters as well as Collectors of Tolls.

No. 13.—STATEMENT of Number and Tonnage of all kinds of Vessels passing and a Table shewing the Number and average Tonnage in

C A N A D I A N .						A M E R I C A N .								
Sailing and other Vessels.			Steam Vessels.			Sailing and other Vessels.			Steam Vessels.					
Tonnage of each.	No.	Total Tonnage.	Tonnage of each.	No.	Total Tonnage.	Tonnage of each.	No.	Total Tonnage.	Tonnage of each.	No.	Total Tonnage.			
4	5	20	12	2	24	1	3	12	40	1	40			
8	29	232	16	1	16	10	5	50	42	1	42			
12	17	204	20	4	80	20	12	240	45	2	90			
16	22	352	24	2	48	30	11	330	54	2	108			
20	18	360	36	2	72	36	10	360	85	1	85			
25	12	300	40	3	120	40	12	480	128	1	128			
30	17	510	42	2	84	45	29	1,305	150	1	150			
36	21	756	44	3	132	50	53	2,650	260	1	260			
40	63	2,520	16	1	46	55	8	440	289	1	289			
45	37	1,665	48	3	144	60	18	1,080	293	1	293			
50	72	3,600	50	8	400	65	5	325	312	1	312			
55	18	990	56	9	504	70	13	910	326	1	326			
60	39	2,340	60	3	180	75	4	300	341	1	341			
65	21	1,365	64	7	448	80	8	640	344	1	344			
70	47	3,290	68	1	68	85	3	225	352	6	2,112			
75	32	2,400	72	2	144	88	1	88	354	3	1,062			
80	59	4,720	75	3	225	90	11	990	360	1	360			
85	37	3,145	80	3	240	95	13	1,235	366	2	732			
90	29	2,610	88	4	352	100	12	1,200	372	1	372			
95	32	3,040	93	1	93	105	5	525	374	1	374			
100	67	6,700	95	1	95	110	13	1,430	378	1	378			
105	13	1,367	100	5	500	115	9	1,035						
110	30	3,300	105	1	105	120	8	960						
115	24	2,760	107	1	107	125	4	500						
120	37	4,440	112	2	224	130	4	520						
125	19	2,375	114	1	114	135	3	405						
130	13	1,690	120	1	120	140	4	560						
135	16	2,160	131	2	262	145	4	580						
140	12	1,680	135	1	135	150	3	450						
145	11	1,595	138	2	276	155	4	620						
150	23	3,450	140	2	280	160	6	960						
155	7	1,085	144	2	288	165	2	330						
160	19	3,040	152	3	456	170	7	1,190						
165	8	1,320	156	2	312	175	8	1,400						
170	22	3,740	160	5	800	180	3	540						
175	8	1,400	168	2	336	185	9	1,665						
180	14	2,520	176	1	176	190	3	570						
185	9	1,665	183	1	183	195	15	2,925						
190	7	1,330	185	1	185	200	6	1,200						
195	10	1,950	200	5	1,000	205	2	410						
200	13	2,650	210	1	210	210	4	840						
205	4	820	217	1	217	215	5	1,075						
Totals.			1,284			166,292			121			13,395		

NUMBER AND AVERAGE TONNAGE OF

C A N A D I A N .

Class.	Sailing and other Vessels.	No.	Tonnage.	Class.	Steam Vessels.	No.	Tonnage.
1	250 Tons to 412 Tons . . .	209	64,856	1	250 to 372 Tons	9	2,462
2	200 Tons and under 250 . .	79	17,450	2	200 and under 250	12	2,549
3	150 Tons and under 200 . .	127	21,500	3	150 and under 200	15	2,458
4	100 Tons and under 150 . .	242	28,067	4	100 and under 150	20	2,411
5	50 Tons and under 100 . . .	386	27,500	5	50 and under 100	42	2,749
6	Under 50 Tons	241	6,919	6	Under 50 Tons	23	276
Totals		1,284	166,297			121	13,395

through the Canadian Canals, during the Season of Navigation in the Year 1856; Six Classes, ranging from under 50 Tons each to 412 Tons.

C A N A D I A N .						A M E R I C A N .								
Sailing and other Vessels.			Steam Vessels.			Sailing and other Vessels.			Steam Vessels.					
Tonnage of each.	No.	Total Tonnage.	Tonnage of each.	No.	Total Tonnage.	Tonnage of each.	No.	Total Tonnage.	Tonnage of each.	No.	Total Tonnage.			
210	13	2,730	219	2	438	220	10	2,200						
215	6	1,290	223	1	223	225	2	450						
220	7	1,540	226	1	226	230	9	2,070						
225	5	1,125	235	1	235	235	6	1,410						
230	10	2,300	250	3	750	240	5	1,200						
235	6	1,410	260	4	1,040	245	7	1,715						
240	8	1,920	300	1	300	250	15	3,750						
245	7	1,715	372	1	372	255	12	3,060						
250	19	4,750				260	16	4,160						
255	6	1,530				265	4	1,060						
260	7	1,820				270	9	2,430						
265	9	2,385				275	10	2,750						
270	5	1,350				280	8	2,240						
275	13	3,575				285	11	3,135						
280	7	1,960				290	9	2,610						
285	10	2,850				295	8	2,360						
290	13	3,480				300	7	2,100						
295	8	2,360				305	5	1,525						
300	8	2,400				310	2	620						
305	5	1,525				320	3	960						
310	6	1,860				325	4	1,300						
320	4	1,280				330	3	990						
325	3	975				335	4	1,340						
330	6	1,980				340	6	2,040						
335	3	905				345	10	3,450						
340	8	2,720				350	12	4,200						
345	9	3,105				355	9	3,195						
350	13	4,550				360	6	2,160						
355	10	3,550				365	2	730						
360	6	2,160				370	15	5,550						
365	3	1,095				375	5	1,875						
370	9	3,330				380	2	760						
375	6	2,250				385	3	1,155						
380	2	760				390	6	2,340						
385	3	1,155				412	4	1,648						
390	3	1,170												
395	2	790												
412	3	1,236												
Totals.			1,284			166,292			121			13,395		

ALL VESSELS DIVIDED INTO SIX CLASSES.

A M E R I C A N .

Class.	Sailing and other Vessels.	No.	Tonnage.	Class.	Steam Vessels.	No.	Tonnage.
1	250 to 412 Tons	210	65,493	1	250 to 378 Tons	22	7,555
2	200 and under 250	56	12,570	2	200 and under 250		
3	150 and under 200	60	10,650	3	150 and under 200		
4	100 and under 150	66	7,715	4	100 and under 150	2	278
5	50 and under 100	137	8,913	5	50 and under 100	3	193
6	Under 50 Tons	82	2,777	6	Under 50 Tons	4	172
Totals		611	108,118			31	8,198

No. 14.—COMPARATIVE STATEMENT shewing the Quantity of
1855 and 1856, and also the

ARTICLES.	1855.		1856.	
	Tons.	Tolls.	Tons.	Tolls.
		£ s. d.		£ s. d.
Apples, Onions and Vegetables.....	4,328	174 10 8	2,531	102 6 0
Ashes, (Pot and Pearl).....	5,016	226 0 4	4,660	229 5 5
Bacon.....	163	11 18 7	292	21 3 6
Bark.....	1,785	20 9 8	768	14 18 4
Barley.....	3,290	96 17 9	13 327	519 10 8
Beef.....	2,808	303 19 3	1,032	108 4 0
Beer.....	127	10 12 4	257	19 15 6
Bees Wax.....	3	0 6 11	2	0 4 8
Biscuit.....	25	0 9 3	11	0 16 6
Bran and Ship Stoff.....	962	43 19 5	555	19 3 7
Brick, Lime and Sand.....	5,094	146 12 4	7,398	186 18 5
Butter.....	1,134	51 15 9	877	29 2 9
Carts and Vehicles.....	1,502	89 18 4	2,634	169 7 8
Cattle.....	1,473	81 2 6	1,028	51 9 2
Cement.....	5,192	240 18 3	7,469	341 0 6
Charcoal.....	2	0 2 6		
Cheese.....	419	47 5 2	108	7 7 1
Cider.....	27	1 10 6	74	4 15 0
Clay.....	3,084	44 13 0	1,693	28 6 8
Clover and other Seed.....	141	9 19 4	66	4 13 0
Coal.....	84,586	3,294 1 11	87,712	3,713 7 8
Coffee.....	1,690	187 15 5	2,044	226 4 9
Copperas.....	8	0 15 0	24	2 10 2
Corn and Corn Meal.....	134,424	5,953 4 0	158,528	6,876 2 11
Fish.....	6,948	560 15 3	7,273	556 0 8
Flax and Flax Seed.....	184	4 7 9	407	8 16 9
Flour.....	95,005	6,253 3 0	131,118	7,904 5 7
Furniture and Baggage.....	3,734	320 4 8	3,338	281 16 6
Gypsum.....	4,715	93 17 6	3,266	49 0 6
Hams.....	1,144	121 14 9	2,647	279 13 10
Hemp.....	283	19 1 6	94	4 14 6
Hides and Skins (Raw).....	384	34 8 2	493	53 19 9
Hogs.....	309	17 0 10	356	13 11 1
Hoofs and Bones.....	188	13 6 0	21	1 3 2
Horns.....	88	6 13 0	59	4 6 2
Horses.....	919	64 5 4	1,007	67 3 7
Iron, (Bloom and Broken Castings).....	950	47 6 3	761	41 13 5
Do (Pig).....	24,403	1,027 10 9	34,889	1,548 9 1
Do (Railroad).....	63,105	2,757 1 1	41,202	1,946 4 7
Do (Scrap).....	1,837	56 6 0	1,303	31 1 8
Do (Stoves and Castings).....	7,638	492 16 3	6,575	422 10 9
Do (All other not elsewhere).....	22,535	1,210 9 5	27,263	1,701 14 1
Lard.....	1,241	91 18 6	2,386	174 18 8
Manganese and Manures.....	4	0 6 11	363	6 9 9
Manilla.....	256	27 8 3	500	54 5 7
Marble.....	1,414	66 5 5	1,769	84 18 6
Mechanics' Tools.....	24	1 13 11	31	3 9 9
Molasses.....	3,848	290 11 3	5,517	372 19 3
Nails.....	7,011	473 18 10	6,668	443 6 2
Oats and Oat Meal.....	9,548	534 15 0	25,208	1,005 17 5
Carried up.....	514,998	25,626 3 9	597,604	29,739 14 8

each Article transported on the PROVINCIAL CANALS during the years
Amount of Toll paid thereon.

ARTICLES.	1855.		1856.	
	Tons.	Tolls.	Tons.	Tolls.
		£ s. d.		£ s. d.
Brought up.....	514,998	25,626 3 9	597,604	29,739 14 8
Oil.....	1,042	98 3 3	2,431	199 4 6
Oil Cake and Meal.....	2,355	173 4 7	3,423	255 13 4
Ores, (Copper and Iron).....	8,792	198 11 5	15,313	245 18 2
Ploughs and Agricultural Implements	396	14 11 4	650	35 18 3
Pork.....	11,484	773 4 11	15,091	1,021 5 0
Potatoes.....	583	21 4 4	1,789	69 4 0
Pressed Hay and Broom Corn.....	384	13 4 9	454	20 11 3
Rags, Junk and Oakum.....	404	17 1 6	624	25 13 5
Raw Cotton.....	81	9 18 4	73	7 4 2
Rye.....	1,247	84 7 5	4,527	295 1 10
Salt.....	86,374	3,649 14 7	91,823	3,978 17 5
Sheep.....	264	13 6 10	195	8 14 7
Slate.....	2,958	85 19 8	2,317	62 3 3
Spikes.....	1,652	103 19 11	1,536	110 16 11
Stone, Glass and Earthenware.....	5,670	493 2 6	6,084	522 10 7
Stone.....	26,400	525 1 9	62,868	438 19 9
Sugar.....	16,288	1,684 5 3	23,173	1,867 9 5
Tallow.....	776	50 3 1	1,127	80 1 7
Tin and Steel.....	2,448	235 0 7	2,901	272 3 1
Tobacco.....	332	22 15 1	369	26 0 9
Vinegar.....	632	32 7 6	580	25 6 5
Wheat.....	197,394	18,035 4 5	288,677	25,542 2 10
Whisky, other Spirits and Wines.....	2,931	299 18 3	3,244	280 9 2
Window Glass.....	1,662	112 7 9	2,261	158 4 10
Wool.....	388	42 1 9	301	32 17 2
All Agricultural products not elsewhere	3,205	96 17 6	7,818	301 3 0
Goods and Merchandise do ..	38,966	7,348 12 10	40,183	7,789 11 4
<i>Timber and Wooden Articles.</i>				
Barrel Hoops.....	45	2 2 8	196	18 9 2
Boards, (all kinds).....	291,486	4,382 6 10	351,909	5,806 12 7
Boat Knees.....	175	6 5 0	360	6 3 11
Empty Barrels.....	918	21 10 3	2,993	46 0 5
Fire Wood.....	294,273	1,843 4 11	333,864	1,905 5 3
Saw Logs.....	30,970	438 0 6	22,771	378 1 6
Shingles.....	327	24 6 0	461	38 2 9
Staves, (all kinds).....	55,247	1,755 17 4	35,093	1,157 6 2
Timber, (all kinke) and Sundry } Wooden Articles..... }	111,095	3,621 5 4	82,180	2,450 18 4
Grand Total Tons—Vessels and } Passengers not included..... }	1,714,642		2,007,263	
Passengers—Total Number.....	76,411	832 15 8	70,462	760 10 7
Vessels—Total Tonnage.....	2,357,914	8,384 7 9	2,673,086	9,415 9 1
Grand Total Tolls.....		£81,172 17 1		£95,396 0 5

No. 15.—AN ACCOUNT of the GROSS REVENUE derived from Canal Tolls during the Year 1856.

	£	s.	d.
Welland Canal.....	65,605	2	0
St. Lawrence Canal.....	19,430	16	2
Chambly Canal including St. Ours Lock.....	2,907	4	2
Burlington Bay Canal.....	6,187	14	8
St. Ann's Lock.....	1,264	13	5
Total.....	£95,395	10	5

No. 16.—AN ACCOUNT of the GROSS and NET REVENUE from all sources from the Provincial Canals of Canada, for the Year 1856.

Total Amount of Tolls collected.....				£	s.	d.	
				99,564	17	11	
Do. do Fines Welland Canal.....	£440	1	3	—Rents	£1,967	4	4
				2,407	5	7	
Do. Fines, Damage and Storage St. Lawrence Canal.....	£910	7	10	—Rents	£1,042	10	0
				1,992	17	10	
Do. do Chambly Canal.....	£.....			—Rents	£.....		
Gross Revenue from all sources.....				£103,925	1	4	
Less charges for Collectors' Salaries, Lock Tenders, Masters, &c.,	£25,416	4	2				
Do. do Repairs and other Incidental Expenses.....	30,863	3	3		60,448	14	11
Do. Tolls refunded on Free Goods.....	4,169	7	6				
Net Revenue, all Incidental Expenses deducted.....				£43,476	6	5	

No. 17.—A RETURN of the value of the Exports of Domestic Produce and Manufactures, and of the Value of Goods entered for Consumption, and Amount of Duties Collected at each Port in Canada, during the Years 1853, 1854, 1855 and 1856.

PORTS.	1853.			1854.			1855.			1856.		
	Exports.	Imports.	Gross Amount of Duties Collected.	Exports.	Imports.	Gross Amount of Duties Collected.	Exports.	Imports.	Gross Amount of Duties Collected.	Exports.	Imports.	Gross Amount of Duties Collected.
	£ s. d.	£ s. d.	£ s. d.	£ s. d.	£ s. d.	£ s. d.	£ s. d.	£ s. d.	£ s. d.	£ s. d.	£ s. d.	£ s. d.
1 Amherst.	14,597 1 6	3,173 16 4	334 14 0	19,205 12 6	4,573 17 4	424 8 4	15,322 19 0	7,400 11 10	373 8 11	20,738 5 0	8,553 10 1	342 9 1
2 Amherstburgh.	27,469 8 3	12,286 7 10	1,695 6 5	16,579 7 6	14,923 15 0	1,824 4 3	15,632 14 6	17,637 19 6	1,451 1 9	14,285 17 2	14,311 9 1	1,416 11 11
3 Bath.	4,344 19 7	2,795 8 4	410 9 5	12,569 0 6	3,378 2 9	450 10 4	24,234 0 11	5,720 10 4	637 19 5	27,399 6 9	5,457 12 7	652 4 10
4 Bayfield.										63,427 13 6	1,773 6 11	113 0 8
5 Beauce.	1,382 10 0	439 6 6	71 2 8	583 1 0	1,064 3 5	36 16 3	830 10 6	938 5 1	8 16 10	783 15 0	1,025 4 5	11 12 7
6 Belleville.	89,086 10 8	66,927 3 4	9,660 10 11	73,258 13 1	88,678 16 11	12,188 12 3	86,745 15 2	71,577 10 6	8,000 17 4	85,692 16 4	76,460 14 4	8,862 10 3
7 Brantford.	55,223 17 10	51,709 6 4	7,355 8 10	32,330 13 6	76,022 9 9	10,730 9 5	109,161 18 3	96,835 19 11	11,186 8 7	35,121 13 0	61,381 9 8	6,574 11 4
8 Brighton.	19,607 14 11	6,531 5 4	815 8 7	10,873 9 1	1,573 15 3	202 5 11	14,179 1 11	2,700 18 6	260 7 3	9,501 7 9	2,176 12 2	226 7 2
9 Brockville.	18,757 4 8	61,623 6 1	7,469 12 1	13,131 8 6	77,756 4 9	9,459 2 4	24,567 16 7	58,628 10 6	5,375 13 2	25,416 15 11	66,327 0 2	5,851 9 11
10 Bruce.	1,615 14 3	1,733 15 7	201 9 11	23,757 0 0	6,020 11 3	421 10 3	12,169 6 8	9,844 5 6	500 4 8	15,280 15 6	5,774 8 3	158 5 4
11 Burwell.	91,438 4 11	25,335 9 10	2,986 13 9	66,893 5 7	17,968 10 0	2,456 9 11	76,167 0 10	18,450 1 7	1,806 19 2	92,227 6 3	16,239 3 5	1,778 17 7
12 Bytown.	2,934 5 9	40,157 0 2	5,992 16 1		65,125 7 5	9,321 16 11	33,046 1 3	52,786 19 7	6,842 5 3	26,360 0 1	83,730 19 7	9,156 1 3
13 Chatham.	13,332 10 0	39,630 12 8	5,735 17 3	9,637 0 0	38,096 10 4	5,522 1 4	32,378 17 6	45,231 2 10	5,013 2 10	26,324 10 4	43,586 2 3	4,969 14 10
14 Chippawa.	26,578 8 8	40,303 14 4	4,075 18 7	33,518 3 0	27,669 17 8	2,597 8 4	77,425 9 8	46,995 5 10	2,011 14 11	55,000 5 7	56,652 6 7	1,684 18 5
15 Clarenceville.	5,645 16 0	2,308 11 3	358 10 9	1,259 8 4	3,295 8 0	480 16 9	3,933 1 4	4,157 18 4	360 6 8	5,088 0 10	5,163 9 11	431 15 7
16 Coaticook.	30,035 2 10	6,244 2 3	788 7 11	191,577 17 8	52,168 11 6	5,748 15 4	234,551 7 6	43,924 4 7	3,708 0 9	334,635 0 5	42,833 15 3	2,831 13 3
17 Colbourg.	28,108 8 0	76,472 6 4	5,731 17 11	28,119 7 11	76,407 4 1	7,251 12 1	111,126 8 9	86,866 19 6	7,055 11 9	97,861 0 6	72,327 15 1	7,306 16 3
18 Cornwall.	3,809 5 6	6,835 9 0	924 2 1	1,454 16 0		925 2 10	1,801 15 0	9,860 17 5	5,220 10 6	3,951 8 0	5,220 4 5	668 14 1
19 Colborne.	1,775 5 0	8,163 16 3	892 4 11		5,236 8 5	607 4 1		12,565 5 5	620 7 3	7 10 0	29,552 5 9	766 8 11
20 Collingwood.										15,980 3 9	8,335 3 3	73 15 11
21 Côteau-du-Lac.	1,402 10 0	478 15 2	40 8 0	1,381 10 0	763 12 8	112 15 9	375 0 0	2,644 18 1	71 4 3	4,391 7 4	908 0 7	106 8 11
22 Cramahe.	568 10 6	465 15 4	48 17 11	11,590 3 8	3,438 6 5	320 19 1	11,167 8 3	5,028 6 3	459 6 0	17,560 11 6	11,193 8 2	833 5 0
23 Credit.	52,507 15 9	1,766 11 11	152 2 1	78,730 0 0	1,860 12 6	88 3 9	98,953 12 3	3,123 18 6	224 4 11	91,240 17 9	2,236 12 3	248 14 9
24 Dalhousie.	182,188 13 9	64,526 1 1	8,186 17 6	109,721 9 3	37,156 9 10	5,337 3 4	201,504 8 0	144,414 17 3	3,525 16 3	111,572 10 0	94,599 13 5	3,586 18 8
25 Darlington.	7,683 15 0	7,980 0 6	839 4 7	11,192 10 6	14,277 7 5	1,817 9 9	31,077 14 0	22,599 15 8	1,912 8 8	13,729 19 9	20,179 6 5	2,015 18 11
26 Dickenson's Landing.	4,362 5 0	1,146 10 3	130 9 3	578 7 6	1,760 2 8	182 0 5	480 16 9	2,095 19 9	74 15 6	2,398 10 9	1,815 2 4	55 13 7
27 Dover.	60,556 7 1	29,507 18 5	3,772 1 0	46,664 10 4	27,351 0 0	3,704 13 1	103,320 7 2	35,570 18 10	3,420 17 8	88,704 8 5	37,451 15 1	3,426 7 2
28 Dundas.	14,105 5 0	13,590 0 11	1,310 10 0	55,552 15 0	39,318 0 0	5,849 16 4	66,340 15 0	56,340 15 0	6,628 13 3	50,724 8 2	47,673 10 11	4,781 6 11
29 Dundee.	2,658 1 0	4,081 9 2	546 8 1	3,748 15 0	4,427 9 8	530 7 4	7,662 9 0	10,932 16 10	571 15 6	9,667 19 6	12,026 14 7	350 10 3
30 Dunville.	57,503 3 0	19,676 2 0	2,904 13 6	38,887 12 6	11,995 11 8	1,748 5 9	136,352 10 0	18,470 12 8	1,651 1 6	105,666 19 4	20,632 0 5	1,515 18 9
31 Elgin.	393 10 0	718 1 5	85 13 8	80 0 0	496 3 8	67 11 10	63 0 0	712 8 8	73 16 0		324 4 7	28 11 1
32 Fort Erie.	9,105 8 9	32,314 3 7	3,859 2 1	65,282 17 2	67,485 4 7	7,880 17 10	125,406 5 0	34,715 13 0	3,171 2 9	39,354 6 8	37,338 10 7	2,698 13 8
33 Prehigsburg.		8,030 12 5	849 19 8	16,424 6 6	9,684 17 6	841 8 6	22,463 9 0	11,099 11 11	788 5 4	18,004 6 6	11,099 4 10	781 18 3
34 Gananoque.	923 15 0	6,338 19 1	475 2 9	1,222 10 0	5,233 12 4	425 2 11	8,160 13 4	528 17 1	1,690 0 0	4,797 17 10	4,797 17 10	340 9 11
35 Gaspé.	32,687 19 11	10,336 16 2	1,005 2 9	30,058 3 0	15,413 1 4	1,488 14 7	38,273 12 2	14,902 11 8	1,185 1 6	44,177 19 9	15,959 5 2	1,126 10 2
36 Georgeville.										3,341 18 11	1,585 8 6	146 15 8
37 Goderich.	2,499 4 0	9,284 6 1	977 4 3	4,927 15 6	19,006 13 0	1,719 1 6	15,946 9 0	22,952 14 8	2,210 18 4	16,411 7 4	26,760 16 8	2,532 7 5
38 Grafton.	3,125 16 1	58 5 0	9 10 7	1,818 10 3	93 9 9	10 2 6	1,860 10 0	200 11 4	19 15 5		136 13 10	16 9 4
39 Huron.	1,499 5 0	1,558 5 5	113 17 1	77 12 0		7 1 6						
40 Hamilton.	206,719 19 8	856,377 6 1	120,671 11 11	148,121 19 3	1,276,599 0 1	169,122 10 7	454,586 9 8	1,241,257 0 5	140,930 10 10	446,376 6 6	1,350,006 7 8	155,445 3 2
41 Hemmingford.	4,435 18 9	6,082 4 10	839 1 9	384 7 6	4,906 12 10	662 5 3	8,442 0 0	2,904 9 1	348 11 6	11,303 2 6	4,709 16 8	572 10 0
42 Hope.	34,303 14 7	50,016 9 10	6,068 4 0	11,544 6 8	52,373 11 8	7,061 9 10	74,739 5 10	42,978 11 11	4,615 14 9	50,823 0 9	59,403 8 5	5,630 13 8
43 Hurlingham.	2,934 5 10	1,561 5 11	176 8 9	2,005 13 7	1,370 9 7	135 19 8	914 9 5	1,939 0 4	80 13 5	1,110 5 9	1,501 19 2	43 18 9
44 Isle Verre.	9,471 3 0			29,575 0 0			18,288 0 0			21,423 0 0		
45 Kingston.	96,249 4 4	212,348 15 10	27,027 19 5	96,570 0 0	276,397 2 4	29,032 18 2	93,802 12 10	494,342 13 6	21,884 5 11	121,336 9 9	572,146 8 6	28,384 15 6
46 Kingsville.										2,778 17 6	1,025 7 11	115 7 8
47 Lacolle.	4,462 19 7	2,799 16 9	423 8 3	5,170 12 10	2,544 6 4	254 11 10	6,570 6 11	3,172 6 8	90 11 4	13,950 19 0	3,640 14 2	160 7 10
48 Loudon.										215,261 6 5	24,717 7 10	292,250 4 1
49 Mailand.	906 16 3	1,515 8 2	98 9 2	188 17 6	2,481 9 0	67 10 4	220 15 0	821 13 11	11 19 1	470 0 0	1,963 13 6	47 8 6
50 Morrisburgh.	8,255 17 1	3,302 8 2	439 2 1	2,896 16 5	6,549 10 4	704 10 11	9,486 17 10	13,661 3 0	902 10 5	14,120 2 11	8,334 3 5	566 1 9
51 Milford.	4,562 7 7	1,216 0 4	128 8 2	5,244 8 8	428 10 6	31 6 2	15,105 5 6	693 3 3	35 11 4	9,655 5 10	624 17 10	21 15 6
52 Montreal.	883,722 15 6	3,381,539 19 7	449,102 7 11	572,514 13 0	3,816,082 1 7	478,603 4 9	475,649 16 2	3,064,061 5 11	310,219 4 1	956,391 10 0	4,066,351 18 1	469,741 1 11
53 Napanee.	26,569 8 10	6,429 17 6	875 15 10	20,318 2 0	6,203 18 9	829 14 11	26,772 6 6	8,422 18 7	788 17 2	23,406 15 3	10,414 4 4	1,091 10 10
54 Newcastle.	22,262 0 0	2,725 13 2	301 6 3	32,533 0 0	3,955 2 4	388 7 3	64,515 18 0	9,168 15 3	870 5 8	39,376 18 0	11,417 5 3	1,279 12 8
55 Niagara.	1,163 15 0	19,773 19 8	2,866 10 9	2,153 3 9	44,830 4 7	6,259 16 3	1,450 0 0	45,259 0 11	4,054 18 11	22 7 6	32,298 6 2	2,042 10 7
56 New Carlisle.	29,942 14 6	16,950 4 8	1,600 2 11	26,857 7 0	20,098 9 10	1,706 4 5	34,758 9 3	28,580 12 11	2,178 10 10	36,466 0 8	29,558 5 2	2,528 0 11
57 Oakville.	101,401 5 0	18,464 14 1	2,474 1 4	67,871 2 6	22,278 11 5	3,008 11 1	125,107 9 6	23,331 2 10	2,582 1 4	116,041 2 9	24,925 18 0	2,484 13 5
58 Oshawa.	31,079 13 0	690 0 7	80 2 10	30,375 14 6	11,440 6 5	1,226 8 11	54,066 5 0	11,992 15 4	1,080 19 11	23,876 4 6	13,580 2 1	1,261 15 1
59 Owen's Sound.	159 9 4	442 3 0	22 8 5	3 12 6	1,733 18 9	208 10 2	4,329 2 6	2,716 1 7	197 11 2	388 5 0	4,247 19 10	360 14 0
60 Paris.										28,964 11 0	47,893 14 0	4,701 3 6
61 Penetanguishene.	566 13 9	182 10 6	9 3 10	153 3 6	454 16 2	63 18 2	500 0 0	127 16 11	7 13 5	1,430 7 3	143 3 7	9 1 5
62 Philipsburgh.	27,470 9 6	15,438 3 0	1,262 15 1	13,288 5 0	20,275 15 5	1,155 13 3	18,444 5 2	17,296 3 0	784 5 9	25,734 8 7	22,908 12 10	778 15 9
63 Picton.	14,966 6 2	14,105 17 6	1,855 11 2	10,923 16 8	10,339 13 9	1,533 8 8	33,193 19 0	24,853 15 2	2,587 11 11	25,415 4 5	18,403 10 9	2,271 12 4
64 Potton.	4,037 18 6	2,747 10 10	320 2 3	4,124 2 3	1,596 12 8	232 12 7	2,998 6 2	183 11 9	2,790 3 5	2,790 3 5	86 1 8	86 1 8
65 Prescott.	13,740 12 1	47,274 3 5	16,768 1 11	116,852 11 0	6,853 7 6	6,853 7 6	49,671 3 8	108,398 18 2	6,317 18 2	100,148 8 2	167,893 16 6	7,299 12 0
66 Quebec.	2,443,457 19 0	1,141,594 1 2	128,453 17 9	2,511,767 7 4	1,754,329 15 2	179,139 15 8	1,558,702 10 10	732,556 8 3	74,307 12 4	2,048,298 18 8	871,598 6 2	92,477 3 5
67 Queenston.	15,274 12 2	12,769 3 7	2,117 6 2	24,102 6 4	17,045 19 1							

INDEX TO TABLES.

	Pages-
Table of Duties of Customs inwards.....	3
No. 1.—General Statement of Imports, being a Detailed Account of the Principal Articles of British and Foreign Merchandise entered for Consumption in Canada, during the year ending 31st December, 1856, shewing the Quantity and Value of each Article imported at the undermentioned Ports, and indicating from what Country imported.....	8
No. 2.—Summary Statement of the Quantity and Value of, and Amount of Duty Collected on the Principal Articles of British and Foreign Merchandise entered for Consumption during the year 1856, and indicating from what Country imported.....	104
No. 3.—Comparative Statement shewing in contrast the Quantities and Values of the Principal Articles of British and Foreign Merchandise, entered for Consumption in Canada, during the years 1854, 1855 and 1856.....	116
No. 4.—Return of Articles imported directly into Canada from the United Kingdom and the British North American Provinces, being the growth, produce and manufacture of said United Kingdom and of such Provinces, for the year 1856, admitted Free of Duty under 12 Vic. Cap. 1, and 13 & 14 Vic. Cap. 3.....	122
No. 5.—Statement of the Importation of the following Articles into Canada from foreign West Indies, distinguishing whether such Importations have been direct, or through any British Possession, or Foreign Country, during the year 1856.....	<i>Ibid.</i>
No. 6.—A Detailed Account shewing the Value of the Principal Articles imported into Canada by Sea, <i>via</i> the St. Lawrence, at each of the undermentioned Ports, during the year 1856.....	123
No. 7.—Comparative Statement of the Quantity and Value of the Principal Articles imported into Canada, from Sea, <i>via</i> the St. Lawrence, during the years 1855 and 1856.....	129
No. 8.—Comparative Statement of Goods in Warehouse under Bond in the Province of Canada, for the years ending 5th of January, 1855, 1856 and 31st Dec., 1856, and shewing the amount of Duty chargeable thereon at that date.....	130
No. 9.—Comparative Statement of Imports, exhibiting in contrast the Value of, and Amounts of Duties collected on, Goods entered for consumption in Canada, during the years 1853, 1854, 1855 and 1856; respectively.	132
No. 10.—Comparative Statement of the Quantity and Value of Goods enumerated in the Reciprocity Treaty—being the growth and produce of the United States and Imported into Canada, during the years 1855 and 1856.....	133
No. 11.—Return of the Quantity and Value of Goods imported, first into the United States, and thence into Canada, distinguishing Goods passing through that Country, under Bond, from those purchased in the United States, also Goods, the Produce or Manufacture of the United States, during the year 1856.....	134
No. 12.—Return of the Quantity and Value of Goods imported into Canada, <i>via</i> St. Lawrence, from the Province of Nova Scotia, New Brunswick, Prince Edward's Island, and Newfoundland, during the year 1856.....	135

INDEX TO TABLES—Continued.

	Pages.
No. 13.—General Statement of Exports, being a detailed Account of the Principal Articles of Canadian Produce and Manufacture, shipped during the year 1856, shewing the Quantity and Value of each Article shipped at the undermentioned Ports, and indicating to what Country exported.....	138
No. 14.—Summary Statement of the Quantity and Value of the Principal Articles of Canadian Produce and Manufacture, exported during the year 1856, and indicating to what Country exported.....	184
No. 15.—Comparative Statement of the Quantity and Value of the Principal Articles of Canadian Produce and Manufacture, exported during the years 1854, 1855 and 1856.....	189
No. 16.—Comparative Statement shewing the Value of the Principal Articles exported from Canada seaward <i>via</i> the St. Lawrence, during the years 1855 and 1856.....	194
No. 17.—A Return of the Value of the Exports of Domestic Produce and Manufactures, and of the Value of Goods entered for Consumption, and Amount of Duties collected at each Port in Canada, during the years 1853, 1854, 1855 and 1856.....	195
No. 18.—Statistical view of the Commerce of Canada, exhibiting the Value of Exports to and Imports from Great Britain, her Colonies, and Foreign Countries, together with the Tonnage of Vessels arriving and departing during the year 1856, including in such Tonnage the Vessels engaged in the Inland Trade and Ferries.....	197
No. 19.—Comparative Statement of the Value of Imports and Exports of Canada, during the years 1855 and 1856.....	<i>Ibid.</i>
No. 20.—Comparative Statement of the Number of Gallons of Proof Spirits Distilled in the Province of Canada, in the years 1853, 1854, 1855 and 1846, with the Number of Stills and Amount of Revenue derived therefrom.....	198
No. 21.—Comparative Statement of the Gross and Net Revenue received from Customs Duties for the years 1852, 1853, 1854, 1855 and 1856.....	199
No. 22.—Statement of Vessels entered Inwards, distinguishing British and Foreign, and those with Cargoes and in Ballast, at the Ports of Quebec and Montreal, during the year 1856.....	200
No. 23.—Return of the Number and Tonnage of Vessels which arrived at, and departed (for sea) from Quebec and Montreal, in the year 1856, distinguishing the Countries to which they belonged.....	202
No. 24.—Statement of British and Foreign Vessels cleared Outwards, during the year 1856, from the Ports of Quebec and Montréal.....	203
No. 25.—Statement of the Canadian and American Tonnage, Inwards and Outwards, at the undermentioned Ports, shewing the Coasting and Ferryage on Canadian Inland Waters, and the intercourse by Inland Navigation between Canada and the United States, during the year 1856.....	204
No. 26.—Ships Inwards.—Statement of the Number of Vessels entered Inwards from Sea, at the undermentioned Ports, shewing their Tonnage, number of Men employed, and the Countries whence they came, during the year 1856, and the two preceding years.....	206
No. 27.—Ships Outwards.—Statement of the Number of Ships entered Outwards for Sea, at the undermentioned Ports, shewing their Tonnage, number of Men employed, and to what Country cleared, for the year 1856, and the two preceding years.....	207
No. 28.—Statement shewing the Number and Tonnage of Steamers and Sailing Vessels Built and Registered, and also of Steamers and Vessels not Registered at the undermentioned Ports in Canada, during the year 1856.....	208

INDEX TO TABLES—*Continued.*

C A N A L S .

	Pages.
No. 1.—General Statement shewing the Quantity of each Article transported on the Welland Canal during the year 1856, and the Amount of Revenue collected thereon.....	212
No. 2.—General Statement shewing the Quantity of each Article transported on the St. Lawrence Canals during the year 1856, and the Amount of Revenue collected thereon.....	216
No. 3.—General Statement shewing the Quantity of each Article transported on the Chambly Canal during the year 1856, and the Amount of Revenue collected thereon.....	220
No. 4.—General Statement shewing the Quantity of each Article transported through the Burlington Bay Canal during the year 1856, and the Amount of Revenue collected thereon.....	224
No. 5.—General Statement shewing the Quantity of each Article transported through the St. Ann's Lock Canal during the Year 1856, and the Amount of Revenue collected thereon.....	228
No. 6.—Summary Statement of the business of the Welland, St. Lawrence, Chambly and Burlington Bay Canals, St. Ours and St. Ann's Locks, shewing the Total Quantity of each description of Property passing through and on the same, and the Amount of Tolls collected during the year 1856.....	232
No. 7.—Statement shewing the Monthly Receipts of Tolls at the different Offices of the several Canals during the year 1856.....	236
No. 8.—A Return of the Business of the Welland, St. Lawrence, Chambly, Burlington Bay Canals, St. Ours' and St. Ann's Locks, shewing the Total Revenue derived from each Class or Rate of Tolls on each Canal, during the year 1856.....	237
No. 9.—Statement shewing the Number, the National Character and Tonnage of Vessels, which passed on and through the Welland, St. Lawrence, Chambly and Burlington Bay Canals, St. Ours' and St. Ann's Locks, during the year 1856, and the Amount of Tolls collected thereon.....	238
No. 10.—Comparative Statement of the Number and Tonnage of Vessels and Goods passed through and on the undermentioned Canals for the years 1853, 1854, 1855 and 1856, distinguishing the up and down Trade.....	239
No. 11.—Comparative Statement of the Total Movement of Property, Passengers and Vessels on the Welland, St. Lawrence, Chambly (including St. Ours' Lock) and Burlington Bay Canals, and St. Ann's Lock for the year 1856, and the three preceding years.....	240
No. 12.—An Account of the Gross and Net Revenue derived from Canal Tolls for the year 1856, as compared with the five preceding years.....	241
No. 13.—Statement of Number and Tonnage of all kinds of Vessels passing through the Canadian Canals, during the Season of Navigation in the year 1856, and a Table shewing the Number and average Tonnage in Six Classes, ranging from under 50 Tons each to 412 Tons.....	242
No. 14.—Comparative Statement shewing the Quantity of each Article transported on the Provincial Canals during the years 1855 and 1856, and also the Amount of Toll paid thereon.....	244
No. 15.—An Account of the Gross Revenue derived from Canal Tolls during the year 1856.....	246
No. 16.—An Account of the Gross and Net Revenue from all sources from the Provincial Canals of Canada, for the year 1856.....	<i>Ibid.</i>

INDEX in Detail of the Imports and Exports of the Province of
Canada, for the Year 1856.

ARTICLES.	IMPORTS.	EXPORTS.
A	PAGES.	PAGES.
Acids.....	44
Ale and Beer.....	21	181
Anatomical Preparations.....	58
Anchors.....	59
Animals, Cows.....	59
Articles, other.....	97	183
Do. unenumerated.....	58
Ashes, Pot.....	62	141
Do Pearl.....	62	141
B		
Bacon and Hams.....	157
Balsam.....	169
Bark, Berries, Nuts, &c. used in dying.....	63-97
Barley and Rye.....	73	164
Basswood, Butternut and Hickory.....	146
Battens.....	147
Beans and Peas.....	76	165
Bear's Grease.....	159
Beef.....	157
Bees Wax.....	158
Birch.....	143
Biscuit and Bread.....	103	179
Blacking.....	22
Bleaching Powders.....	45
Bookbinders' Tools, Presses and Implements.....	63
Books.....	63
Boiler Plate.....	49
Bones.....	161
Brandy.....	11
Bran and Shorts.....	74	165
Brass and Copper Tubes.....	45
Bristles.....	64
Brooms.....	8-22
Broom Corn.....	66
Buckwheat.....	74
Bunting.....	65
Burrstones and Grindstones, unwrought.....	65
Do do wrought.....	65
Busts and Casts.....	64
Butter.....	66	158
C		
Cabinet of Coins.....	67
Canada Plates.....	49
Candle Wick.....	45
Candles.....	24	173
Caoutchouc.....	67
Carpets.....	25
Carriages.....	176

INDEX—Continued.

ARTICLES.	IMPORTS.	EXPORTS.
C	PAGES.	PAGES.
Cassia, Cinnamon, Cloves and Ginger.....	17	
Chain Cables.....	70	
Cheese.....	67	159
Cider.....	23	
Cigars.....	9	
Clocks and Watches.....	25	
Clothes, ready made.....	25	
Coal and Coke.....	68	
Cocoa Paste.....	103	
Cocoa and Chocolate.....	23	
Coffee, green.....	8	
Do other.....	9	
Combs and Brushes.....	26	
Connexion Rods.....	49	
Copper Ore.....		138
Do in bars, rods or sheets.....	68	
Cordage of all kinds.....	69	
Cordials.....	11	
Corks.....	26	
Cotton.....	27	172
Cotton Wool.....	69	
Cotton and Flax Waste.....	69	
Do Yarn and Warp.....	46	
Cows and Calves.....	59	155
D		
Deals.....		149
Do Ends.....		149
Donations.....	70	
Draining Tiles.....	46	
Drawings.....	71	
Drugs and Medicine.....	27	
Dried Fruits.....	16	
E		
Earthenware and Crockery.....	28	
Eggs.....	97	159
Elm.....		143
F		
Fancy Goods.....	28	
Farming Implements.....	71	
Feathers.....		161
Felt Sheeting.....	47-71	
Fire Bricks.....	47	
Do Clay.....	72	
Firewood.....	99	151
Fish.....	23-98	
Fish, fresh.....		140
Do salted or pickled.....	103	140

INDEX—Continued.

ARTICLES.	IMPORTS.	EXPORTS.
F	PAGES.	PAGES.
Fish, dried.....		139
Do Oil.....	98-103	141
Do products of.....	100	
Fishing Hooks, Nets, &c.....	47	
Flax, Hemp and Tow.....	72	
Do Seed.....		169
Flour.....	75	166
Fruits, dried.....	16-99	171
Do green.....	73	
Fur.....	28	173
Furs and Skins.....	73-99	154
G		
Galvanized Iron.....	51	
Gin.....	12	
Glass and Glassware.....	29	173
Grains, Barley and Rye.....	73	
Grease and Scraps.....	78	
Ground Plaster and Lime.....		180
Gunpowder.....	30	
Gypsum.....	100	
H		
Handspikes.....		150
Hardware and Iron.....		174
Hat Plush.....	79	
Hats and Caps, other than Fur.....	30	
Hay.....	79	166
Hides.....	79	160
Honey.....		163
Hoop Iron.....	52	
Hoofs.....		160
Hops.....	77	167
Horns.....		161
Horses.....	60	154
Hosiery.....	31	
I		
India Rubber.....	31	174
Indian Corn.....	76	167
Do Bark Work.....		175
Indigo.....	80	
Instruments, Musical.....	35	176
Do Philosophical.....	86	
Iron and Hardware.....	31	
Do bars, rod and rolled sheet.....	48	
Do bars and sheets, not otherwise manufactured.....	48	
Do other than chain cables.....	50	
Do scrap and old.....	53	
Do pig and scrap.....	87	188

INDEX—Continued.

ARTICLES.	IMPORTS.	EXPORTS.
I	PAGES.	PAGES.
Iron, round and square.....	53	
Do cranks.....	50	
Do galvanized.....	51	
J		
Jewelry and Plate.....	32	
Junk and Oakum.....	80	
K		
Knees.....		147
L		
Lace Goods.....	32	
Lard.....	81	162
Lath and Lathwood.....		151
Lead, pig and sheet.....	81	
Leather manufactures, Boots and Shoes.....	20-33	
Do do other than Boots and Shoes.....	21-33	
Do tanned.....	33	175
Linen.....	31	
Locomotives.....	43	
Lumber or Plank.....	24	
M		
Maccaroni and Vermicelli.....	18	
Mace and Nutmegs.....	17	
Machinery.....	34-52	175
Malt.....		167
Manufactures of India Rubber.....	21	
Manures.....	83	
Maple.....		143
Do Sugar.....		170
Maps.....	82	
Marble, in blocks, unpolished.....	81	
Marine Cement.....	82	
Masts.....		150
Meal.....	78	168
Meat, Sweet.....	43	
Do of all kinds.....	83	
Mess Pork.....	84	
Metal, Yellow.....	95	
Military Clothing.....	84	
Do Stores.....	85	
Models.....	85	
Molasses.....	9	
Musical Instruments.....	35	176
Mustard.....	10	

INDEX—*Continued.*

ARTICLES.	IMPORTS.	EXPORTS.
N	PAGES.	PAGES.
Nitre.....	54	
O		
Oak.....		144
Oars.....		153
Oats.....	75	168
Oil.....	35	
Do Cake.....	54	179
Do Cloth.....	35	
Oil, Cocoa Nut, Palm and Pine.....	85	
Ores, of all kinds of Metals.....	96	
Oxen and Bulls.....	60	155
P		
Packages.....	57	
Paints and Colors.....	36	
Paper Hangings.....	37	
Paper.....	36	
Parasols and Umbrellas.....	37	
Peas and Beans.....	75	169
Perfumery.....	37	
Philosophical Instruments.....	86	
Pickles and Sauces.....	38	
Pigs.....	61	
Pimento, Alspice, Pepper.....	17	
Pipe Clay.....	87	
Pipes.....	41	
Pitch and Tar.....	87	
Planks and Boards.....		149
Plough Moulds.....	51	
Prepared Rigging.....	55	
Printing Materials.....	88	
Do Paper.....	54	
Pork.....		162
Pork, Mess.....	84	
Poultry.....	62	157
R		
Rags.....	88	178
Railroad Ties.....		152
Railroad Bars.....	53	
Rice.....	43-89	
Rigging, prepared.....	55	
Red Pine.....		145
Resin and Rosin.....	89	
Roll Sulphur.....	56	
Rum.....	12	

INDEX—Continued.

ARTICLES.	IMPORTS.	EXPORTS.
S	PAGES.	PAGES.
Sail Cloth.....	91
Salt.....	89
Saw Logs.....	90	153
Scantling.....	148
Seeds.....	90
Do other.....	170
Settlers' Goods.....	91
Sheep.....	61	156
Shingles.....	151
Ship Building Materials.....	55
Ship Sails.....	55
Silk.....	38
Slate.....	101
Sleepers.....	152
Small Wares.....	40
Snuff.....	10
Soap.....	39	178
Soda Ash.....	91
Spars.....	150
Specimens.....	92
Spices, other.....	18
Spirits.....	182
Starch.....	11-39	177
Stationery.....	39
Staves, Standard.....	146
Do other.....	147
Steel.....	56
Stone.....	139
Do unwrought.....	101
Straw, Manufacture of.....	177
Straw Goods.....	40
Sugar Boxes.....	177
Do White and Brown, Clayed or Yellow Bastard.....	15
Do Refined.....	15
Do other kinds.....	16
Swine.....	156
Sweet Meats.....	43
T		
Tallow.....	92	163
Tamarac.....	145
Tea.....	19
Teasels.....	93
Telegraph and Bridge Wire.....	57
Timber and Lumber.....	101
Timber, Ash.....	142
Tin and Zinc.....	57
Tobacco, manufactured.....	19	171
Do unmanufactured.....	20-102
Do Pipes.....	41
Tongues.....	163
Toys.....	41
Treenails.....	148
Trees and Shrubs.....	93

INDEX—Continued.

ARTICLES.	IMPORTS.	EXPORTS.
T	PAGES.	PAGES.
Turpentine.....	41	
Do other than Spirits Turpentine.....	102	
Types, Metal in blocks or pigs.....	93	
U		
Umbrellas and Parasols.....	37	
Unenumerated Articles.....	44-58	
V		
Varnish, Bright and Black.....	95	
Vegetables.....	96	171
Veneers.....	95	
Vinegar.....	19	182
W		
Walnut.....		145
Watches and Clocks.....	25	
Wheat.....	77	172
Wheels and Axles for Railroad purposes.....	51	
Whisky.....	13	181
White Pine.....		144
Wine, for Officers' Mess.....	94	
Wine, Value £10 the pipe and under.....	13	
Do Value £10 the pipe and not exceeding £15.....	13	
Do Value over £15 the pipe.....	14	
Do in Bottles (quarts).....	14	
Do do (pints).....	15	
Wires, Telegraph and Bridge.....	57	
Wood.....	42	103
Do used in making Carpenters' Tools.....	96	
Do manufacture of.....		179
Woods, other.....		153
Wool.....	94	164
Woollens.....	42	180
Wrought Iron Cranks.....	50	
Y		
Yellow Metal.....	95	

REPORT

ON THE

STATE OF THE MILITIA

OF THE

PROVINCE.

PRESENTED TO BOTH HOUSES BY COMMAND OF HIS EXCELLENCY THE
GOVERNOR GENERAL.



Toronto:

PRINTED BY STEWART DERBISHIRE & GEORGE DESBARATS,
Printer to the Queen's Most Excellent Majesty.

1857.

ADJUTANT GENERAL'S OFFICE,

TORONTO, 8TH JANUARY, 1857.

SIR,

I have the honor to transmit to Your Excellency the accompanying Report upon the state of the Militia of the Province, together with a Return of the Active Force of class A and class B, shewing the establishment of the several Corps and the numbers actually uniformed and armed. I forward at the same time Letters from the Deputies Adjutant General for Lower and Upper Canada, with Returns of the Sedentary Militia in both Sections of the Province, which have been prepared by these Officers, and which Returns embody all the necessary details of that Force.

I have the honor to be,

Sir,

Your Excellency's most Obedient

Humble Servant,

DE ROTTENBURG, *Colonel,**Adj. Genl. Militia.*

To His Excellency,
The Governor General,
&c., &c., &c.,
Toronto.

R E P O R T .

1. The Militia Act has been in force for about Eighteen Months—one of its principal objects was to effect the organization of a Volunteer Force. In this particular the law has been eminently successful. The separation of the Militia Men of the Province into two classes, viz : an Enrolled or Sedentary Militia, and an Active or Volunteer Force is similar to the course followed in the States of New York, Massachusetts and Connecticut ; and the Official Reports of the Inspector General and the Adjutant General of those States demonstrate that the measure has worked as well there as it has in Canada.

The three States in question have an armed and uniformed Volunteer Force consisting of at least 31,000 Men.

2. In some of these States the expenses of the Volunteer Force are defrayed by a Commutation Tax levied upon every Male liable to Militia service, who does not belong to the uniformed Militia, or who seeks exemption from Military duty in time of Peace. In Canada, however, the sale of the Ordnance Lands, and revenues derived from this source, will, it is presumed, in future years, meet all the expenses of maintaining an efficient armed Volunteer Force.

3. The Military spirit which is inherent in the population of Canada, however it may have slumbered in years past, has nevertheless never been extinct—and as soon as an opportunity was afforded of forming Volunteer Corps, and the people generally were satisfied that good Arms and Accoutrements would be given to those volunteering, there was no lack of Men to wield them. The persons who have joined this Force are not the dissolute and the idle, but they are, on the contrary, the respectable Mechanics of the several Towns and Villages where the Companies of this Force are located. The idle or the dissolute would neither devote the time nor the money which are required to qualify the Men of the Active Force to gain a knowledge of their duties and to provide their Uniforms—and so respectably is this Force constituted, that the By-laws of the several Companies generally contain clauses providing for the expulsion of any Members whose conduct in any way may bring discredit on the Corps they belong to.

I shall now report upon the condition of the several Corps composing the Active Force, Class A.

ARTILLERY.

VOLUNTEER FIELD BATTERIES AND FOOT COMPANIES OF ARTILLERY.

4. The liberality of the Imperial Government has supplied the Province with one entire Nine Pounder Battery, and five Six Pounder Batteries for the service of the Volunteer Field Batteries. The whole of the Stores and Harness belonging to these Batteries have also been handed over (the details of the small stores of a Six Pounder Battery occupy six sheets of foolscap paper). The only conditions attached to this transfer being, that the Province shall keep the Guns, Carriages and Harness in good order, and that the Batteries shall be inspected once a-year by the Officer commanding the Royal Artillery in Canada. There are consequently four 9 Pounder Guns, two 24 Pounder Howitzers, fifteen 6 Pounds, five 12 Pounder Howitzers, in all twenty-six pieces of Field Artillery in the hands of the Batteries of the Active Force ; these numbers being exclusive of one 6 Pounder and one 12 Pounder Howitzer in charge of a Foot Company of Artillery, and of one 6 Pounder Gun attached to a Rifle Company, making in all 29 Field Guns perfectly ready with all their Stores for service.

5. The Battery Guns have been distributed into 7 Field Batteries at the following places, viz : Quebec, Montreal, Ottawa, Kingston, Toronto, Hamilton and London ; and the efficient state of these Batteries, and the way they are horsed reflects the highest credit upon every Officer and Man belonging to them. Favourable reports have been made by the Officer Commanding the Royal Artillery in Canada, who has inspected five out of the seven Batteries, and one of them, viz : that at Hamilton, was reviewed by the Lieutenant General Commanding Her Majesty's Forces in North America, and received his marked approbation.

These Batteries are now in that condition, that if required to take the Field, they could do so at once—of course in such a case the Government would have to purchase the Horses enrolled for service in them.

6. It must be borne in mind that there is at present, and always will be, more or less difficulty in obtaining the same Horses constantly for the service of the Field Batteries, and this circumstance has been a source of much additional trouble to the Captains in last year's Drill.

All the Officers commanding the Batteries concur in stating that if they were allowed to keep two Horses and two Men per Gun on a more permanent footing, many obstacles would be removed which they have to contend against at present. Hereafter, I recommend that some proposition of this nature should be entertained.

There is only one objection to it that I am aware of at present—and that is generally a fatal one, viz: its expense.

7. To lessen the expense which the Officers of the Batteries and other Corps of the Active Force are put to, and which are inseparable from a Volunteer Force, and by dividing such expenses amongst a larger number of Officers to render them less burdensome on individuals, I would recommend that Second Captains should be nominated to all Artillery Corps, and that Staff Officers, such as Adjutants, Paymasters, Quarter Masters, or additional Subaltern Officers, should be appointed as Supernumeraries—(The number of Officers who receive Pay would not be increased by this arrangement).

8. I consider, however, that Surgeons or Veterinary Surgeons, who attend either Artillery or Rifle Companies at Target practice or at Mounted Drills authorized by law, should receive a daily compensation for such services, provided they appear on parade in Uniform. At Target practice and Mounted Drills, the services of a Medical Officer are indispensably necessary, and are always required in the Queen's Service.

9. An annual allowance to every Field Battery to cover the expenses of repairs of Harness, of employing Men to keep it and the Guns, Carriages, &c., in proper order, to compensate for death or injury to Horses of the Battery which occur on duty, is in my opinion required; and experience has shewn that such an allowance cannot be withheld, unless by forcing the Captain to bear all these expenses out of his private Funds, which would be a manifest act of injustice. I think this allowance should not be less than £60 nor more than £75 annually to cover the unavoidable contingent expenses of every Battery.

10. Those who have never undertaken the task of forming a Volunteer Field Battery, are quite unable to form an idea of the difficulties to be overcome in the formation of this description of force—as well as to estimate the responsibility which is attached to the Officer in Command of a Battery who has the charge of such a large amount of Stores of every description for which he is held accountable. Therefore, the way these difficulties have been surmounted reflects the greater credit on those who have overcome them, and the Province may well congratulate itself upon possessing, as it now does, such a large and efficient Artillery Force.*

11. If objection is taken by some to the Batteries being generally armed with 6 Pounders, it may be said in answer, that in case of War the Men who have drilled with 6 Pounder Guns, will find no difficulty in

manœuvring 9 Pounders—they would in fact have only to exchange a small for a large Gun, and to require six Horses to every Gun and Wagon instead of four, as at present.

Canada, however, is a country where 6 Pounder Guns will often be necessary.

In many parts of the Province 9 Pounders could not be moved over the Roads in their ordinary condition; and in operations in the Field a certain number of 6 Pounder Guns will always be wanted in Canada, more especially in connexion with advanced Guards, and detached Corps employed either in advance of an Army, or to cover its retreat.

12. There are four Companies of Foot Artillery, one at each of the following places, viz: Quebec, Montreal, Toronto and Dundas, and a Sub-division of a Company at Brockville. The Foot Companies at Montreal and Toronto are attached to the Batteries at those places.

The party at Brockville is attached to the Rifle Company there, being drilled to the Rifle drill as well as to the Gun exercise. The Foot Companies of Artillery are armed with Percussion Rifled Carbines of the new pattern, and new pattern Swords both of the best description.

I have to report very favorably of these Companies, as well of their appearance as of their progress in drill. The whole Artillery Force is uniformed and complete.

13. The Military authorities in Canada have granted as a temporary measure the use of Gun Sheds at Montreal and at Kingston, for the Volunteer Field Batteries at those places—but these sheds are liable to be taken away at a short notice; and if the Government of the Province retains the Batteries at the two places in question, Gun Sheds must be put up, should the Imperial Government demand possession of those sheds which now are only lent. At Quebec, by means of alterations made in a Building adjacent to the Sewell Property belonging to the Province, room for the Battery has been found, and by this date I have reason to hope that the Guns and Carriages will be under shelter.

At Ottawa, the Commissariat Store has been converted into a very good Gun Shed.

At Toronto, a good Shed has been built on the Provincial Property on Bathurst Street.

At London, the Gun Sheds on the Government ground are used for the Battery there, and Hamilton remains therefore the only place in the Pro-

vince where suitable sheds have still to be built. Preliminary measures have been taken for this purpose, and I hope will soon be perfected. The zeal of the Officer Commanding this Battery has induced him, out of his own private Funds, to provide such shelter as the limited space on his own private property will afford, and I feel myself called upon to notice thus publicly such spirited conduct.

The Officer Commanding the Foot Company of Artillery at Dundas, has also, at his own cost, put up a shed to cover the two Guns under his charge, and has not demanded any remuneration on this account. I do not however consider that any Officer should be allowed to bear any such expenses. I mention the fact in order to show the spirit which animates the Militia of the Province.

C A V A L R Y .

14. Fourteen Troops out of the sixteen allowed by the Militia Act, are uniformed and armed, and the two not yet uniformed are only awaiting the arrival of Uniform from England.

The general appearance of the several Troops of Cavalry is very creditable.

This description of Force has greater difficulties to contend against in obtaining suitable persons as Drill Instructors than either the Artillery or Rifle Companies—as there are but few discharged Cavalry Soldiers in Canada. No Saddlery has been provided by Government for the Cavalry.

The Officers and Men have consequently to provide their own at a heavy expense.

15. There were eighty sets of Saddlery for Cavalry given to the Province out of the Ordnance Stores in Montreal, and these eighty sets have been given to the two Troops in that City. Application was made to the Minister at War in England for 1000 sets for the Active Force, but the reply given was that there was no Saddlery available for such purposes.

Until proper Saddlery is issued the Cavalry cannot attain that proficiency it should arrive at, for, without proper Saddles and Bridles, the Horses will never move as they should do, nor be properly bitted.

16. Several Troops have got their Uniforms from England at a heavy outlay, and I am aware that in some instances the Officer Commanding has had to bear a considerable portion of the cost.

17. The Cavalry are all armed with the new regulation Swords, and each Trooper has also a six shooting Colt's Pistol with a Holster attached to the Man's person and not to the Horse—a manifest advantage.

18. Troops of Cavalry are more successfully formed in the Country than in Towns, and of course it is not so easy to collect a Troop at a short notice as a Rifle Company all the members of which reside in one locality, or at any rate at a short distance from it. I anticipate that the Cavalry Force of the Province will not be behind any other Arm when fully organized.

RIFLE COMPANIES.

19. There are Thirty-four Rifle Companies already uniformed and armed with the best Arms that England can produce, viz: The Rifled Musquet, pattern 1853, which may well be termed the "Queen of Weapons."

These Companies have generally progressed favourably. Many of them are in a highly creditable state. All however are not equally advanced. There has been a deficiency of cloth for Uniform in the Province, some Corps have had to send for it to England, and the second instalment of Rifled Musquets and Accoutrements did not reach Canada till the arrival of the last Steamer of the season this year at Quebec from Liverpool, viz: the Steam Ship "Canadian;" of course these circumstances have kept some Companies backward in their drill and organization. It would perhaps be invidious to mention those Corps in this early state of the organization, which are in the best state of discipline; but the several Rifle Companies in Montreal have established their reputation in the Province on such a footing that they may well be proud of the position which the zeal of both Officers and Men have placed them in the estimation of their fellow citizens. A Rifleman with the present improved Arm is not formed in a few months. It is no easy matter to attain a knowledge of judging distances correctly, without which knowledge however the arm is useless beyond 100 yards distance; this acquirement cannot be gained at once, but is the result of long and careful training, and when once attained, it makes Riflemen the most fatal of all Troops to encounter—and in fact this Arm (the Rifled Musquet) is destined to effect considerable alterations in the armament and disposition in the Field of other Arms of the service.

20. If the Officers, non-Commissioned Officers and Men of the Active Force generally had confined their attendance at drill to the days for which they are paid, the progress made would have amounted to very little; but I am bound to state that instead of this being the case, the Officers and Men of the Force have voluntarily drilled constantly. Justice demands that I should bear testimony to the zealous endeavours of the Active Force as a

body to advance in a knowledge of their duties. I do not say that every Corps in the Province has always shewn the same zeal in these particulars, such indeed could not be expected from a variety of considerations, but I maintain that the present efficient state of the Force as a body is due to the zeal of the Officers in Command of Corps, seconded as they have been by the readiness of the other Officers, non-Commissioned Officers and Men to learn their duties—and it only requires a continuance of such exertions to bring the Force to the highest state of efficiency which is compatible with its constitution as a Volunteer Body. And I may mention one very creditable fact, viz: that in no single instance has any complaint been made by any Man of the Force against the Officer Commanding his Company for any arrears of pay or other matter, and I am justified in saying, that every payment made to the Captains of Companies has been honorably and promptly handed over to the Officers, non-Commissioned Officers and Men of their Companies.

The Inspecting Field Officers are directed to enquire whether any Man has any complaint to make at their Periodical Inspection of Corps.

21. The late Commander in Chief of Her Majesty's Army, liberally placed at my disposal 180 copies of the Book, intituled, "Instruction of Musquetry," a complete summary of all information on the Science of Musquetry and of the Arms at present in use, a copy of which has been given to every Officer in Command of a Rifle Company under Class A. Four Books of Instruction in Drill, compiled by me from the regulations in use in the Queen's Service, have been also issued to every Company of Rifles, and suitable Books in like number have been distributed amongst the Officers of the other Arms of the Service.

22. The Right Honorable the Minister at War in England, has sent 4,000 new pattern Knapsacks, and 4,000 Great Coats of excellent quality to Canada, for the use of the Volunteer Force, to be issued at half cost, viz: the Knapsacks at 6s. 6d. sterling, each—the Great Coats at 6s. 3d. sterling each. 2000 Great Coats have been issued on these terms to the Force to be deducted from the next issue of their pay; but I venture to hope that two such essential Articles as Great Coats and Knapsacks will be made a free gift by the liberality of the Legislature to the Volunteer Force—for the cost of Uniform has pressed heavily on the Force last year, and in fact it will require the pay of 1857 to cover the first expenses of their Uniform.

As the matter of Uniform stands at present, it is the property of each individual as soon as paid for. Now experience has proved in many cases,

that when a Volunteer leaves his place of residence and removes to another, he generally takes his Uniform with him, and refuses to sell it to his successor in the Company. The Captain is often unable for some time to get a new Uniform made, and in Cavalry and other Corps which have got their Uniforms from England, this inconvenience is greatly increased. In short, I may justly say that the only obstacle to obtaining any number of Men to serve in Volunteer Corps in the Province, is the cost of Uniform, and many a good Man has been prevented from joining by this cause.

23. Several Rifle Companies on various occasions have been called out in aid of the Civil Power, either to quell Riots or to protect Property at Fires, &c., and have performed those duties entirely to the satisfaction of the Magistracy.

At Guelph and at Collingwood essential services were performed in the cause of order by the Volunteer Companies located at Guelph and at Barrie, and the existence of these Volunteer Companies in the Province may have an important bearing in the maintenance of a Police Force in the Rural parts, and generally on the question of their being made available for such duties.

24. The number of Field Batteries, Foot Companies of Artillery and Troops of Cavalry formed in Lower Canada, are those recommended for that Section of the Province in the Report of the Commissioners on the defence of the Province.

The number of Rifle Companies formed in Lower Canada is not yet up to that recommended in the Report. There are however still Ten Rifle Companies wanting to complete the number up to Fifty, which is the maximum allowed by law. I therefore suggest that I should be authorized to form some additional Rifle Companies in Lower Canada. I have reason to hope now that the Militia Act is better known there, that the efforts which have been made to organize Volunteer Corps in the Country parts will be more successful in future. At any rate, there is no difficulty whatever in forming more Rifle Companies in Montreal and Quebec, and indeed the Volunteer Force in those Cities has been largely increased from the original contemplated numbers in the Commissioners' Report in consequence of the above named circumstances. However, Montreal, from its position and importance in the Province, at all times requires a large Force to be maintained in it—and that a large Force can be raised there needs no argument.

25. I respectfully suggest that the Active Force Class A should be increased from 5000 Officers and Men, the number now authorized by law,

to 6000 Officers and Men, in case the Commander in Chief should deem such an increase desirable. If this was sanctioned, Canada would still have 1000 Volunteers less than the state of Massachusetts. In the event of such an increase, it will be better to leave the formation of the Force into Troops or Companies to the judgment of the Commander in Chief.

ARMORIES, &c.

26. All the Arms and Accoutrements issued to the Active Force have been marked with the letter of the Company, the number of the Arm, and the section of the Province to which the Corps belong before their issue.

To keep these valuable Arms and Accoutrements belonging to the Province in a proper condition, it is absolutely necessary that in every locality where Public Buildings are available, that Armories should be established and suitably fitted up to store the Arms when not in use by the Men, and an Armourer or Provincial Storekeeper appointed to take charge of them.

At Montreal and Quebec suitable Buildings are provided. At Quebec some repairs are called for; at Kingston, although application has been made to the Military Authorities, no Public Building can be spared as an Armory for the Active Force there; at Toronto, the only Public Building available is at an inconvenient distance from the Town; at London and at Ottawa, ample accommodation is provided.

27. The allowance of £5 annually granted by the present law to a Captain of a Company to find a suitable Building to store his Arms, is found to be totally inadequate.

In the State of Connecticut 100 Dollars annually is granted for this purpose out of the State Treasury. In Massachusetts, the limit is 300 Dollars annually to any one Company to provide an Armory, keep the Arms in order and find a suitable Drill Room. I respectfully recommend that £25 a year should be allowed to find an Armory and keep the Arms in good order at localities where only one Company is stationed and where there is no Public Building available, and at places where more than one Company is quartered, and where no Public Building is to be had, that each Company should receive £15 annually for these purposes.

If Rifled Musquets are not constantly looked after and kept in good order, they rapidly deteriorate, the grooves get rusted and the Arm loses its wonderful accuracy. In the end, it will be found to be both economy and

wise foresight to take prompt measures to keep these valuable Arms in good order.

28. The Inspecting Field Officers of Militia under my direction have superintended the marking and delivering to the various Corps in their Districts of all the Arms and Accoutrements, &c., received on account of the Province; in these duties they have been assisted by two Provincial Storekeepers appointed under the Militia Act, viz: one at Montreal and one at Toronto. The Inspecting Field Officer in Montreal, in addition to his other duties, has also received, unpacked, taken inventories and forwarded all the Arms, &c., destined for Upper Canada. These Officers have also inspected the several Corps in their localities, and their Reports are generally satisfactory.

29. The Arms purchased for the Service of the Volunteer Force are 2500 Rifled Musquets, and corresponding number of sets of Accoutrements; 800 Cavalry Swords and Belts complete; 800 Colts Pistols and Holsters, &c., complete; 250 Rifled Percussion Artillery Carbines and a corresponding number of sets of Accoutrements, &c., &c.

These Arms, &c., are all of the best description and of the newest pattern.

ENCAMPMENTS.

30. The Militia Act authorizes the Commander in Chief to encamp the Active Force during the period of their annual Drill, should he consider such a course advisable—and no doubt the utmost advantage would result if there were means of encamping them.

Isolated Companies can never be practised in Battalion movements, nor be properly taught to act as Light Troops, and the benefit to be derived from encamping Men during periods of Drill is now too well understood to be questioned.

In the United States large Encampments of their Active Militia are annually formed, at one of which last year not less than 2500 uniformed Militia were present. The measure is found to be both popular and beneficial in that Country; and I am convinced it would be equally so in Canada, if the means of Encamping, that is to say, if Tents were provided. As the Circular Tents now used are calculated to accommodate 15 Men, each, 7 or 8 Tents a Company would suffice for Officers and Men, and as in all probability the Batteries will be supplied with Tents by the Imperial

Government, 500 Tents would be sufficient to encamp the whole of the Active Force of the Province. The cost of a Circular Tent complete is £4 5s. sterling.

31. The Active Force is well supplied with all Returns, Pay Lists, and other Documents essential to the regularity and discipline of the Force—and each Corps renders a Quarterly Return of its numbers, arms, &c., to me. in duplicate.

32. I recommend that the 64th clause of the Militia Act be amended so as to allow the several Troops and Companies of the Active Force to be formed into Battalions, Regiments and Brigades in time of Peace in case His Excellency the Commander in Chief should direct such to be done, and to be placed under Command of such Officers as he may appoint.

If Encampments are formed, such a course becomes absolutely necessary, and in the case of a large Volunteer Force being formed in any one locality, as at Montreal, this organization is not less called for.

ACTIVE FORCE CLASS B.

33. There are no less than Six Troops and Seventeen Companies authorized to be formed under this Class. Of these, one Troop in Quebec and one in Markham, Upper Canada, are being uniformed. Five Highland Companies are also, either wholly or nearly uniformed, and two or three other Companies of Rifles are taking steps to uniform themselves as at Collingwood and Dunville.

34. At present there are no means of arming these Corps except by making use of the Percussion Musquets and Accoutrements in Her Majesty's Ordnance Stores, which are retained for the defence of the Province; but by order of the Minister at War in England, such of these Percussion Musquets as are so used must either be paid for or returned into Store.

It therefore becomes a question for consideration whether a more efficient Arm cannot be purchased at the same or at a slightly advanced price beyond that charged by the Imperial Government for the Percussion Musquets. The price of a Percussion Musquet and Bayonet of the kind now in Her Majesty's Ordnance Stores retained for the defence of Canada, is £2 6s. sterling.

The cost of a Rifled Musquet, pattern 1853, and Bayonet, such as the Volunteer Rifle Companies are armed with, is £3 8s. 4½d. sterling.

35. Two Battalions of Sedentary Militia in Montreal, viz: the Montreal Light Infantry and the Montreal Artillery, have requested to be placed under the provisions of Class B, and have been so placed under the condition that the several Companies are gradually to be uniformed and organized; and from the interest and spirit evinced by the Officers of these Corps, I have reason to anticipate a successful result.

36. In closing this Section of my Report, I would respectfully advert to the limited number of days paid Drill allowed for the Active Force generally. That for the Cavalry and Rifles is only ten days in the year. I venture to hope that a further allowance will at no distant period be granted.

37. I transmit a return of the Active Force which embraces all necessary details of the number and Armament, &c., and when the large armed Force at the disposal of the Government is taken into consideration with the expenses attendant on its formation and continuance, I think it will be granted that a large available Force is maintained at the smallest possible cost. For, if two Battalions, each consisting of 400 Men, with one Field Battery, and one Troop of Cavalry attached to each Battalion of Infantry, were permanently embodied and maintained in Upper and Lower Canada, the Cost of such a Force recruited from the people of the Province would not be less than £100,000, currency, annually, at the lowest calculation; for one Quarter of this amount four times the same amount of Force is kept up with the advantage of spreading a knowledge of Military matters more generally over the Province, and of the armed Force from its larger numbers being disseminated over a corresponding greater extent of country, giving thereby additional security. It is far from my desire to underrate the value of Regular Troops, but until the Revenues of this Province greatly exceed their present value, no force so efficient as that under the present organization can be kept up at so small an annual outlay.

38. The expenses of the removal to their respective localities of the Guns, Carriages and Stores of the Field Batteries—of the transport of Arms, marking the Arms and Accoutrements, &c.—the conveyance of Ammunition to the different parts of the Province where the various Corps are located, have been greater this year than will again take place with respect to these services. There are various other expenses consequent on the first formation of the Volunteer Force and the reorganization of the Sedentary Militia, such as the purchase of Drill Books, Printing, &c., which have been incurred since the passing of the present Militia Law. The utmost

economy consistent with the due performance of the Public Service, has however been exercised in the management of these unavoidable expenses.

39. In the constitution of the Volunteer Force, it is of course natural that Gentlemen of the same national origin and of the same sentiments, whether Scotch or French, Irish or English, would become members of the same Company, Troop or Field Battery. Thus, we have a French Field Battery at Quebec, a French Troop of Cavalry at Montreal, and some French Rifle Companies in Montreal, Quebec and Ottawa, five Highland Companies of Rifles at different places, and some others who are principally if not entirely Irish. I desire it, however, to be distinctly understood, that in forming this Force as a whole, especial care has been taken that no exclusion from its ranks on the score of differences in Politics or Religious opinions or Races should be tolerated. Loyalty to the Crown, respectability, and a desire to serve their Country, being the only qualifications requisite in those Volunteering. I have been assured by persons who are well qualified to give a correct opinion, that both in Montreal, Quebec, and elsewhere, the best results have been obtained from its present constitution as a whole in allaying party feelings and differences. Men of very different views in politics stand side by side in its Ranks and act in concert, and, as in the Regular Army, appear to forget past differences when serving together in the common cause of their Sovereign and Country.

SEDENTARY MILITIA.

40. The reorganization of the Battalions of the Sedentary Militia, has generally been completed.

In some parts however of Upper Canada, the formation of the Population into Battalions has still to be effected.

This portion of the Militia of the Province is therefore in a condition to be benefitted by any further measures which may be enacted for its greater efficiency.

41. As long as the Sedentary Militia continues to be an unarmed body, it is hopeless to expect its organization to be any other than it is at present, viz: a mere Enrolment or Military Assessment.

For, although the Officers of the Sedentary Battalions may be induced to acquire a greater knowledge of their duties than they now possess, the Men of the Force generally will not voluntarily drill unless some portion of them are armed; and as the law stands at present, neither drill nor duty of any kind, beyond the Annual Muster, are required of the

Sedentary Militia, in time of Peace. The Officers of many Battalions are anxious to receive instruction and to acquire a knowledge of their duties, and have provided themselves with Uniforms. And I am convinced that with proper encouragement and a supply of suitable Drill Books much may be done with the Officers of the Sedentary Militia in the way of Instruction, and by teaching them their duties in the first instance, they will be enabled hereafter to instruct those under their orders.

42. At any rate, the instruction of the Force should commence with its Officers; when these become better acquainted with their duties, they will be able then more readily to induce some portion at least of their Men likewise to drill voluntarily—a matter which will be found to be still less difficult if measures for arming a portion of the Sedentary Militia, adverted to in a later part of this Report, shall be favorably entertained.

43. The want of Arms has been, and ever will be, the great drawback to the efficiency of the Sedentary Militia of Canada. The Annual Muster would generally be viewed very differently by them if a portion of each Battalion on such occasions appeared armed at Muster.

44. This Province is essentially a Country of Frontier, and its weak and extended line of defence is liable to be broken through at numerous points. It becomes therefore necessary that some further organization than that on paper should be adopted with the Class liable to serve in the Sedentary Militia. To effect this with the least possible inconvenience and loss of time to the population at large, is of the first consequence.

45. Acting on these ideas, I would respectfully recommend that the Officers of every Battalion of Sedentary Militia, should by law be required to drill seven days every year, and that suitable Books of Instruction should be furnished by the Adjutant General to the Officers of the Sedentary Militia as already stated.

There is a strong inclination in this direction manifested by the Officers of many Battalions, and these examples would doubtless have a good effect on others who are not equally zealous at present.

46. I am of opinion that a further organization of the Sedentary Militia is desirable, and suggest that the several Battalions in every County of the Province should be divided into one or more Brigades, according to the number of Battalions in each County, and that an Officer should be placed in command of each Brigade under the Supreme Command of the Colonel of the District. A Major of Brigade will be required with every Brigade, whose duty will be to collect the annual Returns of the Battalions

of the Brigade, and after correction (if such is required) to forward them to the Assistant Adjutant General at the Head Quarters of the District; this system would simplify and divide the labor of collecting the annual Returns, which is very great at present, and by dividing labor and responsibility would also tend to efficiency.

47. I think that not less than 150 nor more (at present) than 500 Stand of Arms and corresponding number of Accoutrements should be appropriated for the use of the Sedentary Militia in every County, and that Battalions should be encouraged to form Flank Companies to be armed with these Arms whenever assembled for Drill, so as gradually to place the Sedentary Militia on a more respectable Military footing, and to add to its efficiency. I do not, however, recommend that Arms should be placed in any County unless proper Storage is provided for them, and a suitable person appointed to take charge of them and to keep them in good order; without these requirements the Arms would only become neglected and spoiled.

48. There are 82 Counties in Canada; if the minimum number of Arms were placed in each county, it would require about 12,000 Stand for this purpose, if the maximum number were furnished 40,000 Stand of Arms would be required; and with reference to Paragraph 34, in that part of this Report relating to the Active Force, I would respectfully advert here to the difference in the cost of the best Arms which are known at present, viz: the Rifled Musquet, pattern 1853, and the price of the Percussion Musquets which are now retained in Her Majesty's Ordnance Stores for the defence of the Province, but which cannot be taken out of these Stores except in case of War or other great emergency without being paid for; the difference in price between these two kinds of Arms, is Twenty-two shillings, sterling, each—the difference in efficiency is extreme. If the Percussion Musquets are to be paid for by the Province, it becomes a matter of grave consideration whether the difference in cost between the two Arms is to be weighed against their relative efficiency, and it must be borne in mind that in case of War, the honor of the Militia of the Province may be jeopardized by their being armed with an inferior Musquet.

Indeed, I very much doubt if the Sedentary Militia of the Province, for any length of time, would either feel disposed or could reasonably be expected in case of hostilities to face an enemy with an inferior weapon. Recent events justify me in saying that time of peace is the time to make preparation for war; and if measures are now taken to provide for the Armament and Instruction of the more energetic portion of the Sedentary Militia, viz: those who would feel disposed to organize themselves into Flank Com-

panies in their respective Battalions, I feel satisfied that a very important measure of defence would be gained at a comparatively trifling cost. It is no easy matter for an enemy to invade a Country in every part of which he would have to encounter an armed Population ready to act on his Flanks and to interrupt his communications. I may mention that the 2nd and 5th Battalions Lincoln Militia, on the Niagara Frontier in Upper Canada, have each received 100 Stand of Percussion Musquets, and corresponding number of sets of Accountments, these Corps having volunteered to uniform (in a simple manner) two Companies each, and satisfactory guarantees having been given for the safe custody and security of these arms. There are other Battalions ready to follow their example.

49. There is a general desire amongst the Officers and Men of the Sedentary Militia to be placed on a better footing, and there is also a general wish that measures should be adopted for arming a portion of that Force. The recommendations made by the Commissioners on the defence of the Province in these respects have not been carried into effect.

I regret that circumstances have prevented their recommendations from being acted upon. For I am confident that if proper measures are taken, the Sedentary Force may be made the means of adding largely, even in time of peace, to the general security and defence of the Province.

50. I have already adverted to the system existing in several States of the neighbouring Union, where persons, liable to service in the Enrolled or Sedentary Militia, pay an Annual Tax in time of Peace, for exemption from Military duties, and where, also, this Tax goes towards defraying the expenses of the Active Force. The Tax, however, is levied very irregularly by the Assessor, whose duty is to collect it, and in some States it is found inadequate to meet the expenses of the Uniformed or Volunteer Militia. The adoption of this measure in Canada would not, I think, be favorably received by the people generally, nor indeed would it be wise to attempt it--for the following reasons, viz: the United States with their large population, their numerous Uniformed Militia, their Arsenal for the Armament of their Militia, as well as their general exemption from the danger of Invasion, can safely in time of peace dispense with the services of all but their Volunteer Force. But Canada which, for a number of years at least, must always act on the defensive, has to make up for its want of numbers by a more thorough organization of its Militia generally. These and other considerations have led me to conclude, that to levy a Tax on all liable to Militia duty who do not serve in the Active Force, is not called for in this Province, where the

Ordnance Lands will in all probability suffice for the exigencies of the Active Force—and to exempt the Sedentary Militia from all liability to service in time of peace, and thereby to debar them from all prospect of being even in a minor degree efficient as a body, however well such may be adapted to certain parts of the United States, is not at present applicable to Canada.

51. I recommend that the Salary of the Assistants Adjutant General of Districts be increased from £30 annually to £50; the postages have to be borne by these Officers—frequently to a considerable amount—and they have a great deal of trouble and correspondence in collecting the Annual Returns from Battalions in their Districts.

52. The 100th clause of the Militia Act, obliges the Adjutant General to appear as prosecutor, or to delegate that power to some other person in every instance in which an Officer has to be fined. I would respectfully suggest that, without taking such power from the Adjutant General, Officers Commanding Battalions should also be authorized to proceed against any Officer in their Battalion for breaches of the Militia Act.

ANNUAL RETURNS.

53. The Annual Returns of Battalions of Sedentary Militia have not been rendered at the dates required by Law. There are however several circumstances which have led to these delays this year. There are some Battalions from the Commanding Officers of which no Returns have been received, and for which neglect of the law no valid excuses have been given; these however form the exception.

54. The Province is divided into 428 Battalions of Sedentary Militia, viz: 179 Battalions in Lower Canada and 249 Battalions in Upper Canada.

The number of first class service Men, viz: Unmarried Men between the age of 18 and 40 years cannot be estimated at less than 85,000 Men, and the whole number of Service Men, that is to say: the Male Population liable to Militia duty between the ages of 18 and 40 years, at less than 150,000 Men. These numbers are exclusive of the Reserve Men.

55. The Deputies Adjutant General for Upper and Lower Canada, have by my direction prepared detailed Returns of the several Battalions of Sedentary Militia, in each Military District in the Province, which convey all necessary information on this head, and which are appended to this Report.

56. Every necessary Return in the shape of Enrolment Lists, Annual Returns, &c., have been supplied to the several Battalions of Sedentary

Militia, and a copy of the Militia Act has also been given to the Field Officers and Captains of the several Battalions.

57. I think it will be desirable that the rank of Colonel in the Militia should be granted to such Staff and Regimental Officers, in both the Active Force and the Sedentary Militia, as the Commander in Chief may consider deserving of that Rank.

Many Old Officers who hold the rank of Lieutenant Colonel would, in retiring from the command of their Battalions, gladly receive an additional step.

As the Law stands at present it is doubtful whether the rank of Colonel is intended to be granted to any other Officers than those expressly mentioned in the Act.

58. In conclusion, I may observe that never in the History of the Province, has a better feeling been shown by its Population, nor a more stern determination evinced to defend their Sovereign and Country than at present—and in no portion of the Queen's Dominions is a Militia to be found better disposed or more able, if properly armed, to defend Her Crown and dignity than in Canada.

All of which is respectfully submitted for Your Excellency's consideration.

DE ROTTENBURG, Colonel,
Adj. Genl. Militia.

Adjutant General's Office,
Toronto, 8th January, 1857.

To His Excellency,
The Governor General,
&c. &c. &c.
Toronto.

APPENDIX

TO THE REPORT OF THE ADJUTANT GENERAL OF MILITIA.

- A. { Return and Distribution of the Active Force of the Province,
Class A and Class B.
- B. { Letter of the Deputy Adjutant General, Lower Canada, and
Return of the Sedentary Militia of that part of the Province.
- C. { Letter of the Deputy Adjutant General, Upper Canada, and
Return of the Sedentary Militia of that part of the Province.

APPENDIX A.

RETURN shewing the Establishment and the Effective strength of the Active Militia Force in Canada, both of Class A and Class B.

CLASS A.

Posts.	Corps.	Officers Commanding.	Establishment.		Effective.			Number of Men armed and accoutred complete.	Number in possession of Great Coats.	Remarks.	
			Officers.	Men.	Horses.	In Uniform.	Horses.				
Quebec.	1st Troop Cavalry	Captain Jeffery	3	50	53	3	50	50		Lieut-Col. Sewell Commands the whole of the Active Force at Quebec, and Lt.-Col. Bell Commands the Squadron of Volunteer Cavalry there. Not yet fully organized.	
	Field Battery	Major Gamache	4	71	60	4	71	71			
	Foot Artillery Comp'y	Major Boomer	3	50		3	48	48			
	1st Rifle Company	Captain Corneil	3	70		3	70	69			
	2nd Rifle Company	Captain Burns	3	70		3	70	60			
	3d Rifle Company	Captain Byrne	3	70		3	70	60			
	4th Rifle Company	Captain Bussières	3	70		3	70	60			
	1st Troop Cavalry	Captain Ramsay	3	50	53	3	50	53	50	Lt. Col. David, Commands the Volunteer Cavalry in Montreal.	
	2nd Troop Cavalry	Major Coursol	3	50	53	3	50	53	50	54	Commands the Volunteer Cavalry in Montreal.
	Field Battery	Captain Bulmer	4	71	60	4	71	60	71	54	real.
Montreal	Foot Artillery Comp'y	Captain Stevenson	3	50		3	50	69	5		
	1st Rifle Company	Major Lyman	3	70		3	69	69	5		
	2nd Rifle Company	Major Fletcher	3	82		3	82	82	90	Lt. Col. Wiley, Commands the Volunteer Rifle Companies in Montreal.	
	3d Rifle Company	Captain Betram	3	82		3	82	82	86	Commands the Volunteer Rifle Companies in Montreal.	
	4th Rifle Company	Captain Devlin	3	82		3	82	82	86	Commands the Volunteer Rifle Companies in Montreal.	
	5th Rifle Company	Captain Bartley	3	82		3	82	82	85		
	6th Rifle Company	Captain Evans	3	82		3	82	82	86	Uniform in progress.	
	8th Rifle Company	Captain Belle	3	82		3	82	82	86	Uniform in progress.	
Three-Rivers	Rifle Company	Captain Hart	3	70		3	82	82		Not yet fully organized.	

Lower Canada.

Posts.	Corps.	Officers Commanding.	Establishment.		Effective.			Number of Men armed and accoutred complete.	Number in possession of Great Coats.	Remarks.	
			Officers.	Men.	Horses.	In Uniform.	Horses.				
Granby	Rifle Company	Captain Miller	3	70	53	3	50	50		Not yet fully organized	
	Troop Cavalry	Captain Pope	3	50	53	3	50	50			
	Troop Cavalry	Major Oswald	3	70		3	50	50			
	Rifle Company	Captain Ibbotson	4	71	60	4	67	67	71		
	Field Battery	Major Turner	3	70		3	70	70			
	1st Rifle Company	Captain Patterson	3	70		3	47	50			
	2nd Rifle Company	Captain Turgeon	3	50	53	3	66	66	66		
	Troop Cavalry	Major Dickson	3	70		3	65	69	75		
	Rifle Company	Captain Carman	3	70		3	71	71	71		
	Rifle Company	Lieut. Colonel Jessup	3	70		3	65	69	75		
Kingston	Rifle Company	Major Smythe	3	70		3	66	66	66		
	Detachment of Foot	Major Smythe	1	20		4	65	69	75		
	Artillery	Lieut. Col. Jackson	4	71	60	4	71	60	71		
	Field Battery	Lieut. Col. Strange	3	50	53	3	50	53	49		
	Troop Cavalry	Captain Shaw	3	82		3	82	82	85		
	1st Rifle Company	Captain O'Reilly	3	70		3	70	68	68		
	2nd Rifle Company	Captain Sweetman	3	50	53	3	44	43	49		
	Troop Cavalry	Captain Webster	3	60		3	60	49	49		
	Rifle Company	Captain Davidson	3	60		3	60	50	50		
	Rifle Company	Captain Boulton	3	50	53	3	50	50	50		
Toronto	Troop Cavalry	Major Rutan	3	70		3	70	46	40		
	Rifle Company	Major Dennis	4	71	60	4	70	50	71		
	Field Battery	Captain Denison	3	50	53	3	50	50	40		
	Foot Artillery Comp'y	Lieutenant Denison	3	50	53	2	40	40	40		
	1st Troop Cavalry	Captain McLeod	3	50	53	2	22	22	22		
	2nd Troop Cavalry	Captain Brooke	3	70		3	70	61	50		
	1st Rifle Company	Captain Feehaa	3	70		3	60	50	50		
	2nd Rifle Company	Captain Nickinson	3	70		3	66	66	50		
	3rd Rifle Company	Captain Wright	3	70		3	52	52	50		
	Rifle Company	Captain Wright	3	60		3	42	42	42		
Brampton	Rifle Company	Lieut. Col. Durie	3	60		3	42	42	75		
	Field Battery	Major Booker	4	71	60	4	54	50	50		
	Troop Cavalry	Captain Ryckman	3	50	53	3	50	53	38		
	1st Rifle Company	Captain Gray	3	70		3	38	38	50		
	2nd Rifle Company	Captain Macdonald	3	70		3	50	50	40		
	Rifle Company	Lieut. Col. Notman	3	50		3	40	40	25		
	Foot Artillery Comp'y	Captain Kingsmill	3	75		3	51	51	51		
	Rifle Company	Carried over									
	Dundas			169	3545	996	148	2813	2847	920	
	Guelph										1554

Upper Canada.

APPENDIX A—CLASS A, &c.—Continued.

Posts.	Corps.	Officers Commanding.	Establishment.			Effective.			Number of Men armed and accoutred complete.	Number of Great Coats in possession.	Remarks.		
			Officers.	Men.	Horses.	Officers.	In Uniform.						
							Men.	Horses.					
Upper Canada.			169	3545	996	149	2813	920	2847	1554	Major Bruce, Asst. Qr. Mr. Genl. to the Militia in No. 8, Military District, commands the Rifle Comp's at London.		
						209	4356	1268	188	3464		1177	3498
		Grand Total.....											

NOTE.—The whole of the armed Rifle Companies Class A, are provided with the same amount of Practice Ammunition as that issued in the Regular Service, in addition to 10 rounds of Service Ammunition per Rifle, which is kept by the Captains of Companies as a reserve for any emergency on which they may be called out in aid of the Civil Power.

CANADA—CLASS B.

Posts.	Corps.	Officers Commanding.	Establishment.			Remarks.
			Officers.	Men.	Horses.	
Quebec.....	Troop Cavalry.....	Captain Forsyth.....	3	50	53	Partly uniformed, 50 Swords and belts in possession. 30 Swords and belts in possession.
	Troop Cavalry.....	Captain Roy.....	3	50	53	
Montreal.....	Montreal Artillery.....	Major Boston.....	}	}	}	These Corps are in progress of organization, See paragraph No 35, of the Report. Organization not completed.
	Montreal Light Infy.....	Major Duckin.....				
	Rifle Company.....	Captain Holmes.....				
	Highland Company.....	Captain Macpherson.....	3	70	70	Armed with Percussion Muskets, and provided with Great Coats.
St. Romuald de Farnham.....	Rifle Company.....	Captain Alsopp.....	3	60	53	Nothing done that the Adjutant General is aware of.
Williamsburg.....	Troop Cavalry.....	Captain Brouse.....	3	50	53	
Metcalfe.....	Rifle Company.....	Captain Hanna.....	3	50	53	Partly uniformed and armed with 40 Percussion Muskets.
Loughborough.....	Troop Cavalry.....	Captain Wood.....	3	50	53	
	Rifle Company.....	Captain Campbell.....	3	70	70	Partly uniformed and armed with 35 Percussion Muskets.
Toronto.....	Highland Company.....	Captain Smith.....	3	70	70	
Collingwood.....	Rifle Company.....	Captain Stephen.....	3	70	70	Partly uniformed and armed with 40 Percussion Muskets.
Hamilton.....	Highland Company.....	Captain McCuaig.....	3	70	70	Partly uniformed and armed with 40 Percussion Muskets.
Grimsby.....	Troop Cavalry.....	Captain Teeter.....	3	50	53	Recently authorized.
	Rifle Company.....	Captain Randell.....	3	60	60	
		<i>Carried over</i>	42	840	265	

CANADA. CLASS B—Continued.

Posts.	Corps.	Officers Commanding.	Establishment.			Remarks.
			Officers.	Men.	Horses.	
		<i>Brought over</i>	42	840	265	Taking steps to uniform themselves. { Partially uniformed and armed with 40 Percussion Musquets. Partly armed and uniformed. Not yet organized. Recently authorized. Uniformed and armed with 40 Percussion Musquets. Recently formed. Partially armed and uniformed. Not yet organized.
Port Dover.....	Rifle Company.....	Captain Riddell.....	3	70		
Dunville.....	Rifle Company.....	Captain Amsten.....	3	60		
London.....	Highland Company.....	Captain Moffat.....	3	70		
St. Thomas.....	Rifle Company.....	Captain Stanton.....	3	82		
Kingston.....	Rifle Company.....	Captain Maenee.....	3	70		
Belleville.....	Highland Company.....	Captain McIntosh.....	3	70		
Markham.....	Rifle Company.....	Captain Ponton.....	3	50		
Orillia.....	Troop Cavalry.....	Captain Butten.....	3	50		
	Rifle Company.....	Captain O'Brien.....	3	50		
			69	1432	318	

DE ROTTENBURG, Colonel,
Adjutant General Militia.

[APPENDIX B.]

ADJUTANT GENERAL'S OFFICE,

TORONTO, 5TH JANUARY, 1857.

Sir,

In pursuance of your Memorandum dated 24th November last, calling upon me to furnish you with a detailed Report upon the Sedentary Militia of Lower Canada, I have the honor to enclose herewith my Report with the following observations, viz :

In Lower Canada there is not a Battalion which is not organized.

Twenty-nine Annual Returns have not yet been received ; although I have, by your direction, requested every District Assistant Adjutant General to forward them to the Department, out of these twenty-nine returns, there are five which could not be made, the Battalions not being organized at the time of the enrollment of the Men.

I beg to remark that on the whole, the evasion of the Militia Law as reported by Commanding Officers, has been very trifling, and taking into consideration that this is the first year of the operation of a new Law, I have abstained from noticing the few instances of evasion of the Law, which have only occurred in the muster of the 29th June last, and which I am convinced are not likely to occur again.

I have the honor to be,

Sir,

Your most obedient humble servant,

A. DE SALABERRY, Lieut.-Colonel,
Depty. Adj. Genl. Mil., L. C.

Colonel the Baron de Rottenburg,
Adjutant General Militia,
Toronto, U. C.

MILITARY DISTRICT No. 1, LOWER CANADA.

Commanding Officers.	Battalions.	Number of Officers	Number of Sergeants.	No. of Militiamen of each Class.					Remarks.	
				Unmarried Men.	Widowers without Children.	Married Men.	Widowers without Children.	Reserve Men, 40 but under 60.		Total.
(Colonel J. C. Belleau..... Staff, } Major P. Vibert, A.A.G..... " } G. LeBoutillier, A.Q.M.G.										
Lt. Colonel J. LeBoutillier.....	1st Gaspé.....	36	25	309		261		169	800	No return received.
" } Jos. Cass.....	2nd ".....	36							36	No return received.
Colonel J. C. Belleau.....	3rd ".....	22		126	1	153	1	93	396	
Lt. Colonel T. C. Caldwell.....	1st Bonaventure.....	26	21	244		228		149	668	
" } Jos. Meagher.....	2nd ".....	29							29	No return received.
" } Hy. Landry.....	3rd ".....	28							28	No return received.
	Total.....	177	46	679	1	642	1	411	1957	

MILITARY DISTRICT NO. 2, LOWER CANADA.

Commanding Officers.	Battalions.	Number of Officers.	Number of Sergeants.	No. of Militiamen of each Class.				Total.	Remarks.
				Unmarried Men.	Widowers without Children.	Married Men.	Widowers with Children.		
Colonel The Hon. E. P. Taché		1						1	
Major N. Nadeau, A.A.G.		1						1	
Ths. Béchard, A.Q.M.G.		1						1	
Lt. Colonel Olivier Pineau	1st Rimouski	27	26	298	3	439		284	
"	2nd "	30	30	324	2	407		332	
"	3rd "	38	30	350	422	6		344	
"	4th "	31	30	269		501		255	
"	1st Kamouraska.	34	30	220	1	260		221	
"	2nd "	32	27	262		308		236	
"	3rd "	28	24	187		311		223	
"	4th "	39	30	199	2	267		232	
"	Ovide Martineau	26	19	355	2	405		344	
"	C. R. Fournier	33	27	246	3	251		290	
"	Arnable Morin	33	22	222		328		222	
"	O. E. Casgrain	31	22	272		250		227	
"	L. O. Gamache	29	18	227	1	207		225	
"	Leger Launier	28	20	149		207		225	
"	1st Bellechasse	31	23	286		282		262	
"	J. O. Fraser	29	22	220	2	395		284	
"	E. M. McKenzie	18	15	155		134		165	
"	Joseph Furois	18	15	155		134		165	
	Total	495	393	4019	16	5167	85	4146	14,321

MILITARY DISTRICT No. 3, LOWER CANADA.

Commanding Officers.	Battalions.	Number of Officers.	Number of Sergeants.	No. of Militiamen of each Class.						Total.	Remarks.	
				1st Class ser-vice Men, 18 but under 40.		2d Class ser-vice Men, 18 but under 40.		Reserve Men, 40 but under 60.				
				Unmarried Men.	Widowers without Children.	Married Men.	Widowers with Children.	Unmarried Men.	Widowers without Children.			
Colonel E. H. J. Duchesnay. Staff, } Maj. Ths. J. Taschereau, A.G. " G. N. A. Fortier, A.Q.M.G.		1										
Lt. Colonel Gustave Joly	1st Lotbinière	32	26	230	1	382	6	284	961	1		
" The Hon Ls. Méthot.	2nd "	27	26	288		397		373	1111	1		
" Alexis Côté.	3rd "	42										
" Chs. Robertson	1st Dorchester	47	29	382	2	574	6	341	1381	1		
" William Pozer	2nd "	29	27	264		342	1	265	928	1		
" Wm. Henderson	3rd "	33	10	338		318	2	312	1013	1		
Colonel E. H. J. Duchesnay	4th "	34	24	214	1	417	18	214	922	1		
Lt. Colonel Pierre Lambert	5th "	36	60	317		405		323	1141			
" J. B. Bonneville	6th "	36	28	200	1	362	1	262	890			
" J. B. Reney	7th "	29	22	155	2	260	3	143	614			
" Etienne Dalare	8th "	37	32	289	1	296		313	968			
" William Rhodes	1st Megantic	31	27	254	1	389	2	182	886			
" Thomas Lloyd	2nd "	41	36	369		591	2	409	1448			
	Total.....	457	347	3300	9	4733	41	3421	12,308			

No return received,—the Commdg. Officer hav'g reported that in consequence of the riots at St. Sylvestre, it was impossible to enroll the men this year.

MILITARY DISTRICT No. 4, LOWER CANADA.

Commanding Officers.	Battalions.	Number of Officers.	Number of Sergeants.	No. of Militiamen of each Class.					Total.	Remarks.
				Unmarried Men.	Widowers without Children.	Married Men.	Widowers with Children.	Reserve Men but under 60.		
Staff, { Colonel W. C. Hanson. Major S. W. Woodward, A.A.G. " Jonath. Robinson, A.Q.M.G.	1st Nicolet.	1	31	218	1	295	4	318	1	
		1	35	224	2	407	6	307	1011	
Lt. Colonel Jean Beaubien. " Hon. Jos. Dionne. " Ls. Landry. " Ls. C. Brassard. " R. N. Watts. " Edmund Cox. " Edmund Longmore. " Geo. F. Bowen. " D. G. Sloane. " John C. Cook. " Benj. Pomroy. " W. L. Felton. " Jas. Thomson. " Clark Hall. " Benj. Savage. " Alex. Kilbourn. Major J. B. Hunt. Lt. Colonel John McConnell. " C. R. Vaughan. " Steven Baker. " O. T. Kemp.	2nd "	37	28	187	2	280	1	241	774	No return received, owing probably to the death of Lt. Col. Pope. No return received. No return received. No return received— lately organized. Do. do. do.
	3rd "	39	19	184	2	156	2	201	602	
	4th "	26	15	129		173	2	170	463	
	1st Drummond	34	20	172	1	268	2	170	667	
	2nd "	34	21	210		445	5	211	926	
	3rd "	22	18	213	2	298	1	166	720	
	1st Richmond	19	16	211		261	1	191	699	
	2nd "	33							33	
	1st Compton	17							17	
	2nd "	19							19	
	1st Wolfe	33	27	799		400		367	1226	
1st Shefford	35	30	284		269		283	1032		
2nd "	17	13	157		239		211	667		
3rd "	21	22	225				217	724		
1st Stanstead	21							21		
2nd "	32							32		
3rd "	22	17	173		231		191	635		
1st Missisquoi	31	27	212	1	392		279	947		
2nd "	25	20	132		217		195	589		
3rd "										
Total		621	354	3730	9	4331	29	3667	12,741	

MILITARY DISTRICT No. 6, LOWER CANADA.

Commanding Officers.	Battalions.	No. of Officers.	No. of Sergeants.	No. of Militiamen of each Class.						Total.	Remarks.		
				Unmarried Men.	Widowers without Children.	Married Men.	Widowers with Children.	1st Class ser-vice Men, 18 but under 40.	2d Class ser-vice Men, 18 but under 40.			Reserve Men under 60, but Men 40, but	
Colonel P. deMartigny	1
Major L. J. deMartigny, A.A.G.	1
Staff, { J. N. A. Archambault, A.Q.M.G.	1
Lt. Colonel Louis Hainault	1st Beauharnois	34	176	1	305	9	248	773
" " John Scriver	2nd " "	38	37	333	431	2	407	1308
" " Arch. Henderson	3rd " "	35	35	No return received.
" " C. M. LeBrun	4th " "	37	18	187	1	287	3	266	799	No return received, probably owing to the death of Lt. Col. Norval.
" " Robert Lindsay	5th " "	33	33	No return received.
" " F. X. Papin	6th " "	22	22	No return received.
" " James Davidson	7th " "	32	32	No return received.
" " Luc H. Masson	8th " "	1	1	No return received.
" " Louis Barbeau	1st Huntingdon	26	22	229	4	184	7	242	714	No return received.
" " Jean Ble. Varin	2nd " "	31	27	236	1	297	6	200	798	No return received.
.....	Carried over	292	104	1221	7	1504	27	1363	4518	No return received.

MILITARY DISTRICT No. 7, LOWER CANADA—Continued.

Commanding Officers.	Battalions.	Number of Officers.	Number of Sergeants.	No. of Militiamen of each Class.				Total.	Remarks.	
				Unmarried Men.	Widowers without Children.	Married Men.	Widowers with Children.			Reserve Men under 40, but over 60.
	Brought over...	369	235	1969	12	3349	130	2280	8353	
Lt. Colonel W. H. Anderson	6th Quebec	37	7	7	22	3	8	8	55	
"	7th "	29	5	18	46	164	7	11	85	
"	8th "	30	24	46	7	164	7	16	294	
"	9th "	34	34	No return received—Lt. Col. lately appointed.
"	10th "	32	8	127	...	315	...	151	633	
"	11th "	37	21	230	4	167	1	168	623	
"	12th "	35	32	341	4	413	4	372	1198	
"	1st Portneuf	37	29	284	...	391	4	277	1022	
"	2nd "	30	30	No return received, probably owing to the death of Lt. Col. Angers.
"	3rd "	29	29	
"	4th "	30	10	222	1	161	10	166	600	
"	1st Champlain	32	29	255	5	373	2	381	1072	
"	2nd "	29	19	190	5	241	3	210	697	
	Total	790	412	3639	51	5577	166	4040	14,725	

MILITARY DISTRICT No. 8, LOWER CANADA—Continued.

Commanding Officers.	Battalions.	Number of Officers.	Number of Sergeants.	No. of Militiamen of each Class.						Total.	Remarks.
				Unmarried Men.	Widowers without Children.	Married Men.	Widowers with Children.	2d Class Ser-vicemen 18, but under 40.	1st Class Ser-vicemen 18, but under 40.		
	Brought over	386	291	1964	28	3355	37	2377	8468		
Lt. Colonel Chs. Leodel	6th Berthier	38	30	156	..	333	2	257	816		
" J. O. LeBlanc	7th "	31	13	69	..	214	1	122	450		
" Godfrey Chagnon	1st Leinster	36	30	195	1	237	5	267	771		
" Philip Mount	2nd "	33	..	146	1	291	..	238	709		
" Hon. John Pangman	3rd "	31	24	242	1	354	..	333	985		
" John Jeffries	4th "	30	28	172	..	309	3	198	740		
" L. G. Nolin	5th "	30	18	182	..	260	11	408	909		
" A. E. Deschamps	6th "	28	24	143	2	203	4	208	612		
" Alex. McKenzie	1st Terrebonne	38	22	214	..	265	4	270	813		
" Arthur Webster	2nd "	27	21	138	1	245	2	198	632		
" Louis Belanger	3rd "	46	39	257	..	505	..	325	1172		
" Alpheus Kimpton	4th "	31	27	169	56	265	62	229	839		
" William Scott	5th "	36	30	278	3	602	5	341	1295		
	Total	821	597	4325	93	7468	136	5771	19,211		

MILITARY DISTRICT No. 9, LOWER CANADA—Continued.

Commanding Officers.	Battalions.	Number of Officers.	Number of Sergeants.	No. of Militiamen of each Class.					Total.	Remarks.
				Unmarried Men.	Widowers without Children.	Married Men.	Widowers with Children.	Reserve Men 40, but under 60.		
	Brought over ...	487	306	2623	13	3486	27	2555	9497	
Lt. Colonel J. D. Gibb	1st Montreal	33	11	77	24	192	2	95	434	
" Joseph Jones	2nd "	34	2	58	...	106	...	75	275	
" Andrew Shaw	3rd "	33	...	166	...	191	...	47	437	
" Joseph Shuter	4th "	36	6	174	1	349	1	124	691	
" Thomas Ryan	5th "	32	20	152	1	307	1	269	782	
" John Jordan	6th "	30	24	202	1	125	5	62	449	
" Alexis Laframboise	7th "	36	...	48	...	184	1	105	374	
" Hon. F. A. Quesnel	8th "	29	3	82	42	201	4	115	476	
" L. B. Leprohon	9th "	32	30	172	...	336	2	223	795	
" P. L. Letourneau	10th "	34	16	90	4	410	1	245	800	
" Benj. Delisle	11th "	37	24	169	...	203	4	155	592	
" Hon. James Leslie	12th "	25	8	128	1	143	7	122	433	
" V. R. Lapensée	13th "	37	30	258	...	310	1	211	847	
" Damase Masson	14th "	31	23	148	...	252	4	181	619	
" Jacques Viger	15th "	37	30	193	1	288	6	287	842	
" Frs. Armand	16th "	24	24	{ No return received—Lt. Col. lately appointed.
	Total	1007	533	4740	87	7063	66	4871	18,367	



[APPENDIX C.]

ADJUTANT GENERAL'S OFFICE,

TORONTO, 8th January, 1857.

Sir,

In compliance with your Memorandum of 24th November last, requesting to be furnished, by the 15th instant, with a detailed Report of the Sedentary Militia in Upper Canada,—specifying the Battalions which still remain unorganized or to which the proper number of Officers had not been appointed,—a detail of the Battalions from which no Annual Returns have been received, and the steps taken on the subject,—a Report on the examination of the Annual Returns received and remarks relative thereto,—I have the honor to enclose herewith a Report, which I believe will give the information required.

I beg leave to remark, that it may appear strange that so many Battalions in Upper Canada remain unorganized ; but when it is considered that, since the organization in 1846, the Upper Canada Battalions were increased from 112 to 160, and that, in addition to this increase, 75 Battalions, in consequence of the Territorial Division Act, changed their designations, and new Commissions were to be issued, and that from that period to 1855, they were increased to 234 Battalions, and from 1855 to this date to 249 Battalions, mostly in newly formed Counties, and in many of which very few Officers were residing, and that it required much time and reliable information before the names of those who were considered most eligible for appointments could be submitted for the approval of the Governor General,—you will be able to explain to His Excellency the cause of so many Battalions being still unorganized in this section of the Province.

With respect to the Annual Returns received through the Assistants Adjutant General of the several Military Districts in Upper Canada, I beg to remark, that a Circular was addressed from this Office to such Commanding Officers as had not sent in their Annual Returns, and also to those whose Returns required explanations on various points; and these Officers have generally furnished the information required, as stated in the Report.

From the communications received by the Department, I have every reason to believe that the Returns of the next Annual Muster of the Militia of Upper Canada (and by which time I think the whole of the Battalions will be organized) will be transmitted to this Department in accordance with the Militia Law.

I have the honor to be,

Sir,

Your most obedient servant,

D. MACDONELL,

*Deputy Adjutant General of
Militia for Upper Canada.*

Colonel

The Baron DE ROTTENBURG,

Adjutant General of Militia,

&c., &c., &c.,

Toronto, U. C.

REPORT
OF THE
SEDENTARY MILITIA IN UPPER CANADA
FOR
1857.

SEDENTARY MILITIA—MILITARY DISTRICT No. 2, UPPER CANADA.

Battalions.	Commanding Officers.	Number of Militiamen of each Class.							Total.	Remarks.	
		Officers.	Sergeants.	Unmarried.	Widowers without Children.	Married.	Widowers with Children.	Reserve Men 40, but under 60.			
Staff, { Colonel Com. Asst. Adj. Genl. Asst. Q. M. Gel.	Col. Alex. McLean. Major John Macdonnell.										
Leeds, 1st Battalion.	Lt. Col. Geo. Sherwood.	22	19	238	4	200	1	178	621	{ No return. Bat: divided by formation of Brockville Battalion. No return, (1). No return. No return, (1). No return, (1). Major D. Jones. actg. for Lt. Col.	
2d	" Jas. S. Schofield.	26	17	132		141	2	178	453		
3rd	" Geo. W. Arnold.	22									
4th	" David Jones.	21									
5th	" William Brown.	29									
6th	" W. S. McDonald.	24	19	141		138	5	118	402		
7th	" Wm. Buell.	27									
8th	" Wm. Young.	26	23	222		199	4	184	609		
9th	" John Kilborn.	28	17	183	5	302	15	128	633		
Grenville, 1st Battalion.	Lt. Col. John Lawrence.	18	24	405		278	2	259	944		
2d	" R. D. Fraser.	35	25	272		281		275	828		
3rd	" Simon Fraser.	31	21	189	1	173		136	499		
4th	" Mho McCargar.	32									

Dundas, 1st Battalion	Lt. Col. Alex. Macdonnell.	36	29	255	2	318	5	191	771
2d	" David Robertson.	30	24	214	1	266	1	133	615
3rd	" Edward Brouse.	29	24	178		180	2	109	469
4th	" Jacob Brouse.	27	25	198		236	2	147	583
Stormont, 1st Battalion.	Lt. Col. Rod. Macdonald.	29	21	187		156	1	149	493
2d	" Geo. Anderson.	36	25	245	1	301	1	194	742
3rd	" Hon. John S. Macdonald.	21	18	181	3	100	2	111	397
4th	" Geo. MacDonell.	21	10	171		101	1	137	410
5th	" Wm. Matice.	17	13	166		122		115	403
Glengarry, 1st Battalion	Lt. Col. Donald McPherson.	38	31	352		296		149	797
2d	" Duncan McDonell.	29	24	354	2	188	2	182	698
3rd	" Angus Catternach.	31	23	305		174		183	662
4th	" Don. A. McDonald.	28	24	213		193		154	560
Brockville, Battalion.	Lt. Col. Hon. Jas. Morris.	26	8	174		185	1	176	536
Total 27 Battalions.	Total.....	739	464	4975	19	4498	47	3586	13,125

(1) No reply received to letters calling for annual return.

SEDENTARY MILITIA—MILITARY DISTRICT No. 3, UPPER CANADA.

Battalions.	Commanding Officers.	Officers.	Sergeants.	Number of Militiamen of each Class.						Remarks.
				1st Class ser- vicemen, 19 but under 40.		2nd Class ser- vicemen, 18 but under 40.		Reserve Men under 60.	Total.	
				Unmarried.	Widowers without Children.	Married.	Widowers with Children.			
Colonel Corn. Staff, } Asst. Adj. Genl. Asst. Q. M. Genl.	Colonel Angus Cameron, Major W. H. Griffin, John Innes.									
Hastings, 1st Battalion.	Lt. Col. Geo. Bleecker.	29	17	235		282	2	255	774	
2d "	Elijah Ketcheson.	27	17	296		327	1	262	886	
3d "	John Pörrt.	34	28	348		337		372	1057	
4th "	Robt. McCammon.	21	13	136		187		104	427	
5th "	James Ketcheson.	20	14	132		136		128	396	
6th "	Solomon Johns.	42	36	209	2	413	6	119	749	
7th "	Barthw. C. Johns.	24	21	212		291	2	135	640	
Prince Edward, } 1st Bat.	Lt. Col. Henry Dingman.	32	30	312		310		186	808	
2d "	Saml. Peterson.	36	23	175		229	2	116	522	
3rd "	John Allison.	25	21	191		205	1	136	533	
4th "	Aaron D. Dougall.	24	24	233		273	2	224	732	
5th "	Thomas Flaglar.	30	27	169	3	178		115	465	
Frontenac, 1st Battalion.	Lt. Col. Henry Smith, Junr.	31	24	287		150		222	689	No return, (D).
2d "	John Ashley.	34	19	259	3	230		4	691	
3rd "	Francis A. Harper.	36	24	162		211		193	566	
4th "	John Herchner.	22								
5th "	Archd. J. Macdonell.	23								
Belleville, 1st Battalion.	Lt. Col. Benj. Dougall.	45	39	372		428		5	259	1064
Lennox, 1st Battalion.	Lt. Col. Samuel Dorland.	39	27	282		226		1	131	640
2d "	George H. Deitor.	36	30	210	3	265		5	202	685
Addington 1st Battalion.	Lt. Col. Matthew Clark.	39	31	310		308			205	823
2d "	Samuel Clark.	28	21	297		196			180	673
3rd "	John Hitchins.	13	6	98		56			66	220
4th "	John Asselsine.	28	21	231		240		4	167	642
Total 24 Battalions.	Total.	731	513	5156	11	5508	35	3972	14,682	

(D) No reply received to letters calling for annual return.

SEDENTARY MILITIA—MILITARY DISTRICT No. 4, UPPER CANADA.

Battalions.	Commanding Officers.	Officers.	Sergeants.	Number of Militiamen of each Class.					Remarks.
				1st Class Ser- vicemen 18, but under 40,		Widowers with Children.	Reserve Men 40, but under 60.	Total.	
				Unmarried.	Married.				
Victoria, 1st Battalion.	Col. Hon. Geo. S. Boulton, Staff, { Asst. Adj. Genl. Major Richd. D. Chatterton, Asst. Q. M. Gel. " Asa A. Burnham.	23	18	200	203	159	562	Lt. Col. A. Fraser, resigned since Annual Muster.	
2d "	Lt. Col. Edwd. Davidson.	33	18	188	329	247	764		
3rd "	Major Alex. Logie.	35	33	300	350	235	892		
Durham, 1st Battalion.	Lt. Col. Saml. Davidson.	33	30	228	338	175	741		
2d "	Lt. Col. Wm. Wallis.	29	24	323	370	362	1064		
3rd "	" Allan Wilmot.	32	6	493	546	282	1340		
4th "	" Fleetwood Cubitt.	36	16	293	242	194	733		
5th "	" John Thompson.	25	7	164	257	162	583		
6th "	" Alex. Preston.	23	18	121	205	69	395		
7th "	" Geo. H. Grierson.							No return--partially organized	
	" G. S. Ward.								

Peterboro, 1st Battalion.	Lt. Col. Alex. McDonell.	25	5	133	200	121	454	No return. { No return—Lt. Col. G. B. Hall, retired since Annual Muster. Lt. Col. W. Scott, resigned since Annual Muster. Not organized. { No return—Lt. Col. J. D. Goslee, resigned since Annual Muster. { New Battalion. { Not organized.
2d "	" Saml. Strickland.	15	8	267	220	176	667	
3rd "	Major Robert Wigmore.	19	24	368	393	361	1122	
4th "	Lt. Col. James Wallis.	25	9	366	356	324	1052	
5th "	" John C. Boswell.	26	9	375	432	398	1206	
Northumberland, 1st Battalion.	Lt. Col. John V. Murphy.	34	20	403	464	275	1142	
2d "	" Peleg Wood.	13	24	368	393	361	1122	
3rd "	Major W. F. H. Kelly.	27	24	366	356	324	1052	
4th "	Lt. Col. Adam H. Meyers.	30	9	375	432	398	1206	
5th "	" John C. Boswell.	26	9	375	432	398	1206	
6th "	" Hon. G. S. Boulton.	31		190	260	227	677	
7th "	" Abijah Smith.	2						
Total—22 Battalions.	Total.	552	218	4417	5165	3767	13,394	

SEDENTARY MILITIA—MILITARY DISTRICT No. 5, UPPER CANADA.

Battalions.	Commanding Officers,	Officers.	Sergeants.	Number of Militiamen of each Class.					Remarks.	
				Unmarried.	Widowers without Children.	Married.	Widowers with Children.	Reserve Men under 60, but over 40.		Total.
Colonel Com. Staff, { Asst. Adj. Gen. Simece, 1st Battalion,	Colonel Edw. W. Thomson, Major Edwin C. Fisher, Thomas G. Hurd, Lt. Col. Elmes Steele	23	24	205	5	223	2	196	629	{ No return—partially organized—Lt. Col. lately appointed. } { Not organized. } { Lt. Col. W. B. McVity, resigned since Annual Muster. } { Not organized. } { No return—partially organized. } { Not organized. } { No return—Battalion divided. } { No return—partially organized. }
2d "	James Manning	23								
3rd "	John Rose	36	27	269		174		132	575	
4th "	Thomas Lloyd	29	18	217		195		247	659	
5th "	John McWatt	1								
6th "	Captain Hiram R. Willson	8								
7th "										
8th "										
1st Battalion, Peel,	Lt. Col. Wm. Thompson	35								{ No return—partially organized. }
2d "	Wm. Birdsall	18	15	169		182		108	459	
3rd "	Samuel Price	17								

4th "	Daniel Switzer	1		241	4	214		148	603	{ No return—limits changed. } { No return—limits changed. } { Return received, but quite defective. } { No return—partially organized }
5th "	Charles Mitchell	32	24	380	3	266	5	230	885	
6th "	John Lynch	33	28	309	3	271	3	141	727	
7th "	Francis Campbell	36	27	316		191		138	575	
1st Battalion, York,	Lt. Col. Wm. A. Baldwin	26								{ Lt. Col. lately appointed. } { New Battalion—not organized. } { No return—partially organized } { No return—partially organized } { No return, but totals given in a letter. } { No return, (1). } { No return, (1). } { No return, (1). } { A return received, but very defective. } { No return. } { No return, (1). }
2d "	J. W. Gamble	33								
3rd "	Geo. Hamilton	20								
4th "	Francis Boyd	28								
5th "	Wm. Crookshank	15		532		529		329	1390	
6th "	David Bridgeford	38	25	420		465		248	1133	
7th "	Wm. Hy. Beresford	18		341	37	199	55	180	812	
8th "	John H. Wilson	35	16	189		275		184	648	
9th "	Ephraim H. Payson	19	10	150		188	1	108	447	
10th "	Thomas Fisher	1								
1st Battalion, Ontario,	Lt. Col. John B. Warren	32	30	333		350		258	941	
2d "	James Burns	25		267	1	252	1	219	740	
3rd "	Paul F. Whitney	19								
4th "	Ebenezer Birrell	8								
5th "	P. A. Hurd	42	15	151		325		134	510	
6th "	Barthw. Plank	19	18	218		348		197	763	
7th "	James Vrooman	26	18	186	2	169		110	467	
8th "	Peter Cameron	15		200		211			411	
1st Battalion, Toronto,	Lt. Col. Geo. Duggan	35								{ No return, but totals given in a letter. } { No return, (1). } { No return, (1). } { No return, (1). } { A return received, but very defective. } { No return. } { No return, (1). }
2d "	Hon. R. Baldwin, C. B.	2								
3rd "	W. B. Jarvis	26								
4th "	Richd. L. Denison	32								
5th "	Wm. A. Campbell	27								
6th "	Lewis Moffatt	24								
7th "	George Gurnett	37								
Total 40 Battalions.	Total	874	295	5093	50	4857	67	3307	13,374	

(1) No reply to letter calling for annual return.

SEDENTARY MILITIA—MILITARY DISTRICT No. 7, UPPER CANADA.

Battalions.	Commanding Officers.	Officers.	Sergeants.	Number of Militiamen of each Class.						Total.	Remarks.
				1st Class Ser-vicemen 18, but under 40.		2d Class Ser-vicemen 18, but under 40.		Reserve Men 40, but under 60.	Total.		
				Unmarried.	Widowers without Children.	Married.	Widowers with Children.				
Staff, { Colonel Com... Asst. Adj. Gen. Major Jasper T. Gilkison, Asst. Q. M. Gen. George Rykert.	Col. Hon. Sir Allan N. MacNab, Bart.										
Haldimand, 1st Battalion.	Lt. Col. A. P. Farrell.	23	18	191	2	192	5	112	495		
2d "	" Richard Martin.	30	20	230	1	301	6	182	720		
3rd "	" Alex. Scobie.	33	21	468		441		382	1248		
4th "	"										
Lincoln, 1st Battalion.	Lt. Col. Joseph Clement.	34	14	238	2	248	1	202	691	Not organized	Lt. Col. D. McDougal, resigned since Annual Muster.
2d "	" John Clark.	30	20	193		201	3	184	581		
3rd "	" Elias S. Adams.	30	10	166	2	180	3	95	446		
4th "	" Adam Simmerman.	30	24	244	6	366	4	147	967		
5th "	" Rolland McDonald.	38	20	283	12	402	14	266	977		
Welland, 1st Battalion.	Lt. Col. Thomas C. Street.	37	24	265	3	293	7	219	787		
2d "	" David Davis.	29	20	326		317	4	189	886		
3rd "	" John McEowen.	35	33	284		416		266	966		

Wentworth, 1st Battalion.	Lt. Col. Hon. Sir A. N. MacNab, Bart.	36	30	877	1	735	2	431	2043		
2d "	Lt. Col. D. K. Servos.	33	20	270		245	9	214	732		
3rd "	" Daniel Lewis.	27	23	200		216	1	297	495		
4th "	" James Hamilton.	35	22	385		389		145	1072		
5th "	" John Almas.	36	13	294		320		180	759		
6th "	" Peter Carroll.	25	24	241		211		253	632		
7th "	" George Notman.	21	21	368		326	4		951		
8th "	" Miles O'Reilly.	35									
Haltou, 1st Battalion.	Lt. Col. Geo. K. Chisholm.	12									
2d "	" Hiram Smith.	21	15	229	1	254		145	639		
3rd "	" George Brown.	27	18	245	1	205	2	127	580		
4th "	" Wm. Clay.	29	24	236	19	111	3	84	453		
5th "	" Alex. McNaughton.	16	15	200		123		122	445		
6th "	" Adam Sprout.	23		251		200	3	144	598		
Total 26 Battalions.	Total.	725	449	6884	50	6692	71	4386	18,083		

No return.
No return—Lt. Col. Alex. Proudfoot, resigned since Annual Muster day.

SEDENTARY MILITIA—MILITARY DISTRICT No. 9, UPPER CANADA.

Battalions.	Commanding Officers.	Officers.	Sergeants.	Number of Militiamen of each Class.						Remarks.
				Unmarried.	Widowers without Children.	Married.	Widowers with Children.	Reserve Men 40, but under 60.	Total.	
Colonel Com. Staff, { Asst. Adj. Genl. Major Paul G. Salter, Asst. Q. M. Genl. Chas. G. Fortier. Essex, 1st Battalion. 2d " 3rd " 4th " Kent, 1st Battalion. 2d " 3rd " 4th " 5th " 6th "	Colonel Arthur Rankin,	35	27	302	3	340	15	258	918	Not organized. No return. No return. (Not organized at time of annual muster—Lt. Col. lately appointed.)
	" Major James Kevill.	19	18	133	4	214	1	63	415	
	" Lt. Col. James King.	34	30	210	1	235	3	150	599	
	" Lt. Col. George Duck.	21	27	294	33	271	32	250	880	
	" " Henry Toll.	18	15	148		155		151	454	
	" " Duncan McGregor.	17								
Lambton, 1st Battalion. 2d " 3rd " 4th " 5th " 6th "	" Wm. A. McCrea.	15	12	109	2	119	4	102	336	
	" John Bell.	25								
	" James Smith.	13	5	111		114		49	274	
	" Lt. Col. Geo. P. Kerby.	24								
	" A. P. Toulmin.	18	15	174	1	185	4	79	443	
	" Alex. Sinclair.	22	20	140	2	189	2	162	495	
Chatham Battalion.	" Robt. F. Faithorn.	29	27	307		313	3	220	843	
	" Henry Glass.	30	24	309	1	332	3	186	831	
	" Lt. Col. George Thomas.	15	12	132	2	303	3	119	559	
	Total 16 Battalions.	335	232	2369	49	2770	70	1789	7,017	

RECAPITULATION
Of Sedentary Militia of Upper Canada, 1856.

Military Districts.	Number of Battalions.	Staff of Military Districts.	Battalion Officers.	Sergeants.	Number of Militiamen of each Class.					Total.
					1st Class service-men, 18 but under 40.		2d Class service-men, 18 but under 40.		Reserve Men, 40 but under 60.	
					Unmarried Men.	Widowers without children.	Married Men.	Widowers with Children.		
No. 1	24	3	575	308	3506	16	3398	80	2645	9,645
" 2	27	2	739	464	4975	19	4498	47	3586	13,125
" 3	24	3	731	513	5156	11	5508	35	3972	14,682
" 4	22	3	552	218	4417	29	5165	16	3767	13,394
" 5	40	3	874	295	5093	50	4857	67	3307	13,374
" 6	35	3	430	58	1915	2	2792	15	1956	6,680
" 7	26	3	725	449	6884	50	6692	71	4336	18,033
" 8	35	3	897	421	7663	138	8288	79	5810	21,978
" 9	16	3	335	232	2369	49	2770	70	1789	7,047
9	249	26	5858	2958	41,978	364	43,968	480	31,168	117,958

1st Class Service Men 42,342
2nd " " " 44,448

Total Service Men 86,790
Reserve Men 31,168

Total 117,958 *

* NOTE.—To this number might be added for Battalions from which no Returns have been received, say about 40,000 *Service Men* and 20,000 *Reserve Men*, making a *Total of Militiamen* for this section of the Province of 177,958, which is perhaps a little under the actual number.

BATTALIONS

From which no Returns have been received.

ORGANIZED.	PARTIALLY ORGANIZED.	NOT ORGANIZED.
<p>Includes Battalions from which either no communication has been received, or no sufficient reason given for not making return.</p> <p>Lanark, 7th Battalion. Carleton, 4th and 5th B'ns. Leeds, 4th, 5th, 6th and 8th Battalions. Frontenac, 1st and 5th Bn's. Peterboro', 1st Battalion. Toronto, 1st, 2nd, 3rd, 5th, 6th and 7th Battalions. Huron, 1st and 3rd Battalions. Wentworth, 8th Battalion. Middlesex, 3rd and 9th Bn's. Kent, 3rd and 5th Battalions.</p> <p>Total..... 23</p>	<p>Includes Battalions affected by changes in limits and others that had not a sufficiency of Officers at time of Annual Muster.</p> <p>Renfrew, 1st and 3rd Bn's... Leeds, 1st Battalion. Durham, 7th Battalion. Peterboro', 2nd Battalion. Northumberland, 2nd B'n. Simcoe, 2nd and 7th Bn's. Peel, 1st and 3rd Battalions. York, 1st, 2nd and 4th B'ns. Ontario, 3rd and 4th Battalions. Huron, 2nd and 4th Battalions. Perth, 4th and 5th Battalions. Waterloo, 2nd, 3rd and 5th Battalions. Wellington, 2nd, 4th and 5th Battalions. Halton, 1st Battalion. Oxford, 3rd and 6th Battalions. Norfolk, 5th Battalion. Brant, 1st, 2nd, 3rd and 6th Battalions. Lambton, 1st Battalion.</p> <p>Total..... 34</p>	<p>Includes Battalions in such new parts of the Country as had no previous Militia organization, or which have been formed from other Battalions.</p> <p>Peterboro', 5th Battalion. Simcoe, 3rd and 8th Battalions. Huron, 5th and 6th Battalions. Bruce, 1st, 2nd and 3rd B'ns. Wellington, 9th Battalion. Grey, 1st, 2nd, 3rd, 4th and 5th Battalions. Haldimand, 4th Battalion. Essex, 2nd Battalion.</p> <p style="text-align: right;">16</p> <p><i>The following have Com-manding Officers appointed:</i></p> <p>Simcoe, 6th Battalion. York, 10th Battalion. Perth, 6th Battalion. Wellington, 1st, 7th and 8th Battalions. Oxford, 4th Battalion. Northumberland, 7th B'n.</p> <p style="text-align: right;">8</p> <p>Total..... 24</p>

RETURNS Classified by Military Districts, U. C.

Military District.	Returns not received.				Returns Received.	Total Battalions.
	Battalions organized.	Battalions partially organized.	Battalions not organized.	Total.		
No. 1.....	3	2	5	19	24
" 2.....	4	1	5	22	27
" 3.....	2	2	22	24
" 4.....	1	3	2	6	16	22
" 5.....	6	9	4	19	21	40
" 6.....	2	10	15	27	8	35
" 7.....	1	1	1	3	23	26
" 8.....	2	7	1	10	25	35
" 9.....	2	1	1	4	12	16
Total.....	23	34	24	81	168	249

A SUMMARY
Of the Report on the Militia of Upper Canada for 1856.

Military Districts.....	9
Battalions.....	249
Staff of Military Districts.....	26
Battalion Officers.....	5,858
Sergeants.....	2,958
1st Class Service Men.....	42,342
2nd do. do. do.....	44,448
Total Service Men.....	86,790
Reserve Men.....	31,168
Total rank and file.....	117,958
<i>Annual Returns :</i>	
Received.....	168
Not received.....	81
	249
<i>Battalions :</i>	
Organized.....	191
Partially organized.....	34
Not organized.....	24
Total.....	249

D. MACDONELL,

Deputy Adjutant General of Militia for Upper Canada.

Adjutant General's Office,
Toronto, 8th January, 1857.

TORONTO:—Printed by S. DERBISHIRE & G. DESBARATS,
Printer to the Queen's Most Excellent Majesty.