



**IMAGE EVALUATION
TEST TARGET (MT-3)**



**Photographic
Sciences
Corporation**

23 WEST MAIN STREET
WEBSTER, N.Y. 14580
(716) 872-4503

10
16
18
20
22
25
28
32
36

**CIHM/ICMH
Microfiche
Series.**

**CIHM/ICMH
Collection de
microfiches.**



Canadian Institute for Historical Microreproductions / Institut canadien de microreproductions historiques

10
16
18
20
22
25
28
32
36

© 1984

Technical and Bibliographic Notes/Notes techniques et bibliographiques

The Institute has attempted to obtain the best original copy available for filming. Features of this copy which may be bibliographically unique, which may alter any of the images in the reproduction, or which may significantly change the usual method of filming, are checked below.

L'Institut a microfilmé le meilleur exemplaire qu'il lui a été possible de se procurer. Les détails de cet exemplaire qui sont peut-être uniques du point de vue bibliographique, qui peuvent modifier une image reproduite, ou qui peuvent exiger une modification dans la méthode normale de filmage sont indiqués ci-dessous.

- Coloured covers/
Couverture de couleur
- Covers damaged/
Couverture endommagée
- Covers restored and/or laminated/
Couverture restaurée et/ou pelliculée
- Cover title missing/
Le titre de couverture manque
- Coloured maps/
Cartes géographiques en couleur
- Coloured ink (i.e. other than blue or black)/
Encre de couleur (i.e. autre que bleue ou noire)
- Coloured plates and/or illustrations/
Planches et/ou illustrations en couleur
- Bound with other material/
Relié avec d'autres documents
- Tight binding may cause shadows or distortion along interior margin/
La reliure serrée peut causer de l'ombre ou de la distortion le long de la marge intérieure
- Blank leaves added during restoration may appear within the text. Whenever possible, these have been omitted from filming/
Il se peut que certaines pages blanches ajoutées lors d'une restauration apparaissent dans le texte, mais, lorsque cela était possible, ces pages n'ont pas été filmées.
- Additional comments:
Commentaires supplémentaires:

- Coloured pages/
Pages de couleur
- Pages damaged/
Pages endommagées
- Pages restored and/or laminated/
Pages restaurées et/ou pelliculées
- Pages discoloured, stained or foxed/
Pages décolorées, tachetées ou piquées
- Pages detached/
Pages détachées
- Showthrough/
Transparence
- Quality of print varies/
Qualité inégale de l'impression
- Includes supplementary material/
Comprend du matériel supplémentaire
- Only edition available/
Seule édition disponible
- Pages wholly or partially obscured by errata slips, tissues, etc., have been refilmed to ensure the best possible image/
Les pages totalement ou partiellement obscurcies par un feuillet d'errata, une pelure, etc., ont été filmées à nouveau de façon à obtenir la meilleure image possible.

This item is filmed at the reduction ratio checked below/
Ce document est filmé au taux de réduction indiqué ci-dessous.

10X	14X	18X	22X	26X	30X
<input type="checkbox"/>	<input type="checkbox"/>	<input type="checkbox"/>	<input checked="" type="checkbox"/>	<input type="checkbox"/>	<input type="checkbox"/>
12X	16X	20X	24X	28X	32X

The copy filmed here has been reproduced thanks to the generosity of:


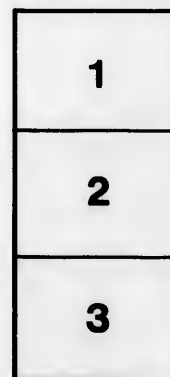
Library of Congress
Photoduplication Service

The images appearing here are the best quality possible considering the condition and legibility of the original copy and in keeping with the filming contract specifications.

Original copies in printed paper covers are filmed beginning with the front cover and ending on the last page with a printed or illustrated impression, or the back cover when appropriate. All other original copies are filmed beginning on the first page with a printed or illustrated impression, and ending on the last page with a printed or illustrated impression.

The last recorded frame on each microfiche shall contain the symbol \rightarrow (meaning "CONTINUED"), or the symbol ∇ (meaning "END"), whichever applies.

Maps, plates, charts, etc., may be filmed at different reduction ratios. Those too large to be entirely included in one exposure are filmed beginning in the upper left hand corner, left to right and top to bottom, as many frames as required. The following diagrams illustrate the method:



L'exemplaire filmé fut reproduit grâce à la générosité de:

Library of Congress
Photoduplication Service

Les images suivantes ont été reproduites avec le plus grand soin, compte tenu de la condition et de la netteté de l'exemplaire filmé, et en conformité avec les conditions du contrat de filmage.

Les exemplaires originaux dont la couverture en papier est imprimée sont filmés en commençant par le premier plat et en terminant soit par la dernière page qui comporte une empreinte d'impression ou d'illustration, soit par le second plat, selon le cas. Tous les autres exemplaires originaux sont filmés en commençant par la première page qui comporte une empreinte d'impression ou d'illustration et en terminant par la dernière page qui comporte une telle empreinte.

Un des symboles suivants apparaîtra sur la dernière image de chaque microfiche, selon le cas: le symbole \rightarrow signifie "A SUIVRE", le symbole ∇ signifie "FIN".

Les cartes, planches, tableaux, etc., peuvent être filmés à des taux de réduction différents. Lorsque le document est trop grand pour être reproduit en un seul cliché, il est filmé à partir de l'angle supérieur gauche, de gauche à droite, et de haut en bas, en prenant le nombre d'images nécessaire. Les diagrammes suivants illustrent la méthode.



35-

American
Manual of Phonography.

BEING A

COMPLETE GUIDE

TO THE ACQUISITION OF

Pitman's Phonetic Shorthand.

BY ELIAS LONGLEY.

CINCINNATI:

LONGLEY BROTHERS, PHONETIC PUBLISHERS,
168½ VINE ST., BETWEEN FOURTH AND FIFTH.

— AND FOR SALE BY —

Otis Clepp, Boston; Fowlers & Wells, New York; Fowlers, Wells
& Co., Philadelphia; John T. Shryock, Pittsburg; S. D.
Newbro, Lansing, Mich.; E. H. Spaulding, St. Louis;
R. Spaulding, Dubuque, Iowa; J. B. New-
comb, Elgin, Ill.; and may be ordered
of Booksellers generally.

1855.

256
.485
1855

Entered according to Act of Congress, in the year 1853,
BY LONGLEY BROTHERS.
In the Clerk's Office of the District Court for the
Southern District of Ohio.

Gift
Edward J. Owen
D. 7. 22

Preface.

IN preparing this Manual of Phonetic Shorthand, the author has had one leading object in view, namely: to furnish a means for acquiring speedily a correct and practical knowledge of the much coveted art. The books that have heretofore been used have all answered a good purpose; but they have, with one exception probably, been rendered comparatively obsolete by the introduction into the system of two or three important improvements. These are incorporated into the present work, by which it is rendered a reliable and permanent text-book.

In one important particular this treatise differs from all others heretofore published; namely, the exercises to be written by the pupil are printed in phonetic spelling.* By this arrangement three important advantages are gained: First: the learner will be made acquainted with the philosophy and utility of phonetic spelling as applied to printing, and will generally be so well pleased with it as to become its ardent advocate. Second; in writing his exercises the pupil will be enabled to transcribe the words into Phonography more readily, for learners are very apt to be troubled by trying to get as many letters into their phonographic words as the old spelling contains, and thus make blunders; and, from inexperience in the analysis of words, there is great liability of inaccurate vocalization; but by writing from the words printed phonetically both of these difficulties will be avoided. Third: the familiarity with Phonotypy thus acquired will also

* An edition is also printed, in which the exercises to be written are in the common spelling, for the accommodation of such persons as do not wish to give any attention to phonotypy. That will be designated as the *romantic* edition: this as the *phonotypy* *is*, which will always be sent, in filling orders, unless the other is specified.

be of service to the phonographic student hereafter, in enabling him to read with ease such phonetic books and papers as he may meet with elsewhere.

In support of the utility of this feature we might give the testimony of scores of phonographic teachers and hundreds of private learners; but the following from Henry M. Parkhurst, the distinguished Congressional Reporter, will suffice here: "One phonographer thoroughly imbued with the spirit of the Spelling Reform, is worth more than a dozen who have merely taken a course of lessons. Indeed, I rather think there is more hope of a man who has never heard of Phonography, than of one who has learned it without learning Phonotypy."

Another leading feature is such an arrangement of the lessons that no word, or class of words, is required to be written until the principle has been explained by which they are written in their most approved forms. By this means, the student is not compelled to spend his time in learning to write certain words, and then suffer the discouragement of having to drop and forget the forms thus learned, and familiarize himself with new and better ones. What is once learned in this book, remains a fixed fact with the pupil in all his after use of the system. There are hundreds of persons, who, having studied Phonography through what was called the "learner's style," have not yet been able to drop it and adopt the advanced and more practical style of writing; but they will have to do it before they can be recognized as good phonographic writers; and the unlearning of their present lengthy and awkward forms for words, added to the new forms they must learn, is fully equal to learning the system from the beginning.

In consequence of this progressive arrangement, the exercises to be written necessarily possess an imperfect style of composition. And the words in each exercise being confined as much as possible to the illustration of the principle just introduced, renders necessary a resort to many circuitous ex-

pressions for the development of an idea; this harshness and quaintness, however, diminishes as successive lessons are mastered.

The Review at the close of each lesson is a new feature, and will be of great assistance to the teacher, especially to the inexperienced, in questioning his class as to what they have gone over; it will also be useful to the private learner, filling the place, almost, of an oral instructor. The questions may be asked the class either collectively or individually; the latter is generally the better way. It would be well, as often as convenient, to have the pupils illustrate their answers on the black-board.

Immediately following the explanation of each new principle is a Reading Exercise, embracing, as much as possible, words illustrative of the preceding text. This is followed by an Exercise for Writing, which should be written before progressing further, while the manner in which the words are to be formed are fresh in the mind. Then, at the close of each lesson, is a general Writing Exercise, embodying, beside the principles just presented, all that has previously been learned. This should be written by each pupil, during the interval between the meetings of the class; and at the next recitation, the pupils should exchange their manuscripts with each other, and then read, each a sentence in turn, from their written exercises. They might then be passed to the teacher for his correction.

The author would acknowledge his indebtedness to the *Phonographic Class-book* of ANNEWS & BOYLE, the first text-book of the system published in America, for many of his most appropriate illustrations; and to the *Phonographic Instructor*, by JAMES C. BOOTHE, the more recent work generally used, for numerous sentences, and, in a few cases, whole paragraphs of exercises for reading and writing.

For the expression of some of the following "Advantages of Phonography," he is indebted to Prof. Gourand, the author of a work but little known, entitled "*Cosmo-Phonography*."

Advantages of Phonography.

PHONOGRAPHY has been defined as a philosophical method of writing the English language, with an alphabet composed of the simplest geometrical signs, which accurately represent the sounds of spoken words. It may be written six times as fast as the ordinary longhand, and is equally legible. Aside from the scientific propriety of the system, as made manifest in the Introduction which follows, the following practical advantages are worthy of consideration:

1. To professors of scientific and literary institutions—to gentlemen of the bench or the bar—to legislators in the halls of representation—to ministers of religion—to lecturers on the various arts and sciences—it presents the most invaluable aid, in enabling them to arrange, condense, and fix their thoughts, facts, arguments and proofs, in the briefest period of *time* and the shortest possible *space*, presenting, in the condensed schedule of a *small page*, a full and complete synopsis of their most elaborate speeches, orations, or discourses.
2. By its aid, the advocates in the courts of justice or the halls of trial, will be enabled to write, with ease and accuracy, either the full depositions of important witnesses, or the facts, proofs, evidences, and arguments of legal opponents, and thus be in a position, not only to meet them with readiness and strength, but eventually to thoroughly overthrow and refute them.
3. The student in the halls of science can transcribe with faithfulness, and preserve in the smallest compass, the valuable lessons of professors, and thus preserve, for the meditation of his leisure hours, a *connected whole*, instead of broken, detached, and uncertain fragments, that often serve to confuse, bewilder, or perplex.
4. Merchants, and clerks of mercantile houses, to whom *time* and *space* are really a desideratum, will find Phonography a most invaluable auxiliary; as the ease with which it can

be learned and acquired, and the facility and readiness with which it can be *written and read*, will enable them to transcribe their accounts, to note their memoranda, to post up their bills, and even to conduct their correspondence, in less than *one-fifth* of the ordinary time, and in a considerable reduction of the ordinary space; and as "time is money," it presents to them indeed a most invaluable gain.

5. To the author, editor, or general writer—to the orator, legislator, or minister—how invaluable must it be, when they reflect how many of their most brilliant thoughts and most glowing conceptions, how many of the most sparkling gems of their imaginations and the most radiant pearls of their thoughts, that in moments of genius and enthusiasm flash like electric sparks from the mind, are *forever* lost for the want of some *Daguerrean* process, like the one we present, to catch and transfix them *on the wing*, recording them on the glowing page in *all* the freshness, vigor, and brilliancy of their first conception, as rapidly as they are presented to the mind! and for the lack of which, alas! like the dazzling flash of the evanescent meteor, they fade and expire as rapidly as they are kindled, and leave but the indistinct memory of their trace behind.

6. A practical acquaintance with this art is highly favorable to the improvement of the mind, invigorating all its faculties, and drawing forth all its resources. The close attention requisite in following the voice of the speaker (in reporting) induces habits of patience, perseverance and watchfulness, which will gradually extend, till they form habits that will be found useful through life. The close attention to the words and thoughts of the speaker which is necessary in writing them down, will naturally have a tendency to endue the mind with quickness of apprehension and distinctness of perception, whereby the judgment will be strengthened and the taste refined.

7. The memory is also improved by the practice of Phonography. The necessity for the writer to retain in his

mind the last sentence of the speaker, while he is attending at the same time to what follows, and also to penning down his words, must be highly beneficial to that faculty, which is more than any other improved by exercise. It draws out and improves all the faculties of the mind.

"Phonography," says Messrs. FOWLERS & WELLS, "we regard as one of the most important inventions of the age, and one which should be open to every person desirous of being considered educated. As a system of reporting, general correspondence, and memoranda, it is unparalleled in usefulness. In chirography, it is what the telegraphs are in agencies for transmitting thought. We employ three reporters, one in our office and two who travel with lecturers from our house. In *ten minutes* we can dictate an article for publication which we could not compose and write in two hours; besides it contains more spirit and freshness than if labored through at the slow pace of ordinary composition. Every scholar should by all means learn it."

Professor HART, Principal of the Philadelphia High School, says: "Phonography has been introduced into this institution two years and a half, and has been learned by about four hundred. Two hundred are studying it now. It is one of the regular branches of the course, being attended to three times a week during the whole of the first year. Had I not supposed it to be of much practical value, I should not have urged its introduction, a measure which I have seen no occasion to regret. Such of our students as have made Phonographic Reporting a profession, have got along in life faster, by all odds, than those in any other kind of business, and that without the possession of any special brilliancy of talents. Some of them, not yet turned twenty, are now making more money by Phonographic Reporting than the Principal of the High School, after having given himself for more than twenty years to his profession."

Said the Hon. Thomas Benton: "Had this art been known forty years ago, it would have saved me twenty years of hard labor."

"It is my humble opinion that it will eventually supersede the present system of writing, as the steam carriage train supersedes the old eight inch wheeled wagon."—*Rev. Dunbar.*

Such are the tendencies of the art this book is designed to unfold.

MY.

he is attending
penning down
aculty, which is
o. It draws out

WELLS, "we re-
of the age, and
desirous of being
ing, general cor-
ed in usefulness.
in agencies for
reporters, one in
from our house.
publication which
; besides it con-
ed through at the
scholar should by

phia High School,
into this institu-
learned by about
t now. It is one
attended to three
year. Had I not
should not have
ve seen no occa-
ve made Phono-
ng in life faster,
of business, and
brilliancy of tal-
ty, are now mak-
than the Princi-
himself for more

s art been known
twenty years of

entually supersede
am carriage train
n."—Rev. Dunbar.
ok is designed to

Introduction.

Progress of Improbement.— Within the last hundred years important changes have taken place in almost every department of industry. The mechanic no longer seeks the swiftly running stream to propel his machinery, but erects his mill or factory on ground the most convenient for labor or for market, and brings the elements into subjection for the performance of his drudgery; the stage-coach horse-power, for locomotion, is almost forgotten in consideration of the iron-boned steed hitched to the enormous wheeled-palace; the sea-voyage of weary months is now performed pleasantly in as many weeks, by the application of steam to navigation; and the man of business no longer waits the rapid transmission of thought by such conveyance, but communicates through the length and breadth of our wide-spreading country with lightning speed.

Thus the genius of invention and improvement has been abroad in the land, and although for a long time she confined her skill to building steamboats and making railroads, constructing machinery and teaching the lightning how to talk, she has not altogether forgotten the world of intellect; and PHONOGRAPHY, her last, most promising and beneficent boon, presents to the world an alphabet of letters so simple and facile that he who uses it may readily keep pace with the fastest speaker.—affording a system of writing as much superior to that of the old script alphabet, as railroads are to the ancient truck-wheeled wagon, or the electric telegraph to the post boy's plodding gait.

"Our living flocks of thoughts need no longer trudge it slowly and wearily down the pen and along the paper, hindering each other as they struggle through the strait gate of the old-hand writing; our troops of feelings need no more crawl, as snails crawl, to their station on the page; regiment after regiment may now trot briskly forward, to fill paragraph after paragraph: and writing, once a trouble, is now at breathing-ease. Our kind and loving thoughts, warm and transparent, liquid as melted from the hot heart, shall no longer grow opaque, and freeze with a tedious dribbling from the pen; but the whole soul may now pour itself forth in a sweet shower of words. Phonotypy and Phonography will be of a use in the world not dreamt of, but by a few."—*The Evangel of Love*, p. 231, by HENRY SURTON.

We do not wish to underrate the value of the present system of writing; it has been of great service in its time, having done much in the way of civilizing and enlightening the races of men. But the state of things in the scientific world demanded a change in the character of our written language. Science is a stern ruler; her laws encircle every art, and although for a long time they may remain undiscovered or not applied, yet as the world progresses in knowledge and learns wisdom from experience, it will cause them to be developed, and future generations will derive the advantages of conforming to them. These facts have been illustrated in the various improvements to which we have alluded; and they are still to be expected in such departments as have not yet undergone the remodeling process of modern ingenuity. They take their turn in the great circle of progression; and it is the object of the present work to demonstrate the laws that apply to the art of writing, as required at this stage of the world's history.

The spirit of our age demands two new features in the art of writing: First, *Speed in its execution*; second, *System in its orthography*. In treating of the first desideratum we shall

briefly refer to the alphabet, now in use, and the habits of writing it requires.

The Old Alphabet and Orthography.—Like the ancient implements of industry and modes of labor, the alphabet of our fathers, was constructed at a time when the ingenuity of man had not been brought into full play. The letters are complex, and the use of them cumbersome in the extreme. To illustrate: take the letter *z* for example; to make this letter, the fingers have to perform four inflections or movements, while it represents but a simple sound; in making the letter *m* seven inflections are required, while it, too, represents but one sound; and every letter of the old alphabet is thus complex, to a greater or less degree, although they are designed each to represent but a single sound.

Now, while there is this complexity in the art of writing, in spoken language the organs of speech perform but one movement in the enunciation of each letter; and hence the labor of the penman is four or five times as great as that of the speaker; while the latter is moving off freely, as on the wings of the wind, the former is trudging at the snail's pace, weary and provoked at the contrast.

The object to be accomplished, therefore, is to present an alphabet each letter of which can be written by one inflection of the pen, so that the writer need no longer be four times distanced by the moderate speaker; and if the reader will follow us through this book, he will see that the system we are about to develop more than meets this requisition.

But a greater difficulty, if possible, than the mere substitution of a new alphabet, is to be overcome. The orthography employed in using the old alphabet is nearly as cumbrous as the formation of its letters; while its want of system makes it a study of many years to memorize the spelling of the fifty or eighty thousand words in our language.

Thus, take the sound of *a*; if we had nothing to do, in order to represent it in our common writing, but to write the one letter called *a*, the evil would be trifling compared with what

it is. But we more frequently have to write two or three, or even four letters to represent this one sound. It has, in fact, thirty-four different modes of representation, consisting of various combinations of nine different letters, a few only of which we have room to exhibit. Thus, *aa*, as in *Aaron*; *ai*, as in *pain*; *aig*, as in *campaign*; *aigh*, as in *straight*; *eighe*, as in *weighed*, &c. Now common sense, as well as the laws of science, suggests that the sound of *a* in each and all these should be written with the same letter. When this shall be done, more than *two thirds* of the labor of representing this sound will be saved; but by substituting a new letter that can be made with one movement of the pen instead of the four that *a* requires, and of the four times four that several of the above combinations require, *nine-tenths* of this labor will be avoided. In writing the sound *a* in these five words, instead of making *fifty* inflections of the pen, we will have to make but *five*!

The sound of *e* is represented in *forty* different ways. Examples: *ea*, as in *each*; *ea-us* as in *league*; *eye*, as in *keyed*; *eig*, as in *signor*; *eigh*, as in *Leigh*. We need not repeat that the sound of *e* in each of these words should be represented by the same letter; or that by substituting for the complex letter *e* a simple character that can be made with one motion of the pen, seven-eighths or nine-tenths of the labor in writing would be saved. These are facts that are evident, after the illustrations are presented. And we might thus illustrate the unscientific mode of representing nearly every word in our language, with equally formidable results. But we will only state the melancholy fact, that the various sounds employed in speaking the English language are each represented in from four to forty ways, and that in the large majority of cases two or more letters are required to do the service. It is also true, that there is no letter in the alphabet that uniformly represents the same sound; thus, *a* has a different sound in each of the following words: *ate*, *at*, *all*, *are*, *any*.

The consequence of this want of system is, in the language of a distinguished writer on the subject of education, that "reading is the most difficult of human attainments." And, as a further consequence, *one third* of the population of England are unable to read, and *one half* unable to write; while in the United States, the number of adult white persons who can neither read nor write, is one to every twenty who can; and this wide-spread ignorance must continue until the rudiments of education are simplified. Such inconsistencies and mischievous errors as we have referred to, are not in harmony with the developments of order and science in most other branches of industry and art, and hence they must be superseded by something truer and more expeditious; or, if not superseded, we must use the more speedy and economical system in connection with the old, as steamboats, railroads and telegraphs are used conjointly with the old modes of conveyance.

The Phonetic Principle.—The term *Phonetic* is derived from the Greek word *φωνη* speech. A phonetic alphabet, therefore, is one which, referring solely to speech, derives all its laws from a consideration of the *elements of speech*. To illustrate what we mean by the phrase "elements of speech," we have but to ask the reader to adjust his lips to a round position and deliver the voice as he would commence to speak the words *ode, oak, own*. Now this same sound is heard in thousands of words in our language, and is what we call an element of speech. Another element is heard in the commencement of the word *axe* and at the termination of the word *who*. In pronouncing the words *see, say, saw, so*, we hear, at the beginning of each of them, the same kind of a sound, namely a *hiss*, which is also an element of speech, for it frequently combines with other sounds to make words. By analyzing all the words in the English language, it has been found that it is constituted of but forty-three elementary sounds; or, to be more precise, thirty-nine simple

te two or three, or
id. It has, in fact,
tion, consisting of
ters, a few only of
s, as in *Aaron*; *ai*,
s in *straight*; *eighe*,
as well as the laws
each and all these
When this shall
por of representing
ng a new letter that
pen instead of the
four that several of
s of this labor will
these five words, in-
en, we will have to

different ways. Ex-
ue; *eye*, as in *keyed*;
need not repeat that
ds should be repre-
substituting for the
t can be made with
ine-tenths of the la-
re facts that are evi-
ed. And we might
representing nearly
formidable results.
act, that the various
h language are each
nd that in the large
s required to do the
letter in the alpha-
sound; thus, *a* has a
g words: *ate, at, all*,

sounds, and four compound ones, formed by the close union of certain simple sounds, which it is convenient to consider as elements. In speaking, therefore, our words consist simply in the utterance of one of these, or a combination of two or more of them: and in writing these words, common sense would suggest that each element should be represented by a single letter, that should never stand for any other sound.

It is supposed the original Phœnician alphabet, from which our present alphabet is remotely derived, was phonetic; that is, it represented the elements of speech in such a manner that when the sounds of a word were heard the writer knew immediately what letters to use, and when he saw the letters he knew at once what sounds he was to utter. But when this alphabet was adopted by the Greeks and Romans, who used sounds unknown to the Phœnicians, many of the old letters were necessarily used to represent new sounds as well as old ones, so that there was no longer any very strict accordance between the sounds and letters of words. But when other European nations, including the English, adopted the *roman*ic alphabet, and used it in very different ways, inasmuch that no one could guess what sound should be attributed to any one letter, almost all trace of the phonetic nature of the alphabet was lost. And hence the deplorable state of English spelling and writing, as depicted in previous pages, which, in few words, is so bad that no one can tell the sound of an unknown word from its spelling, or the spelling of a new word from its sound.

Phonetic spelling, therefore, is no new thing, and the efforts of writing and spelling reformers is simply an attempt to place the representation of the English language on the same rational basis that the most classic of the ancient languages stood, and in addition thereto to afford the means of the most rapid writing that it is possible to attain. No further argument, therefore, should be required, in presenting a system so accordant with truth and utility.

Phonotypy.—The word Phonotypy, from the Greek φωνη, speech, and τυπος, type, signifies the printing of language by types which represent the sounds heard in speaking; while Phonography, also from φωνη and another Greek word, γραφη, to write, signifies to write by sound, or with characters that represent the sounds heard in speech. Although the latter is the art which this work is specially designed to explain, yet a knowledge of the former will materially aid in its acquisition; and as a sufficient acquaintance with it may be obtained in a few minutes' study, we shall here present a brief exposition of it.

The forty-three elementary and diphthongal sounds that it has been found necessary to represent in a true orthography of the English language, are exhibited by the italic letters in the following words:—

eel earth ale air arm all oak ooze;
 fill ell am aak on up wood;
 ice, oil, owl, mute; yea, way, hay;
 pole, bowl, toe, doe, cheer, jeer, came, game,
 fear, veer, thigh, thy, zeal, shall, vision,
 rare, lull; mum, nun, sing.

Of course the old twenty-six letter alphabet was incompetent to give a character for each of these forty-three sounds. And in determining upon the introduction of new letters, two important considerations presented themselves to the mind, both grounded on the fact that the romanian style of spelling already existed in printed books, and flourishes wherever our language is spoken or read. First, that those who can already read romanian spelling should have very little difficulty in acquiring phonetic spelling; and secondly, that those who are taught to read phonetically should find that the greater part of the difficulties attendant on the acquirement of romanian reading were then overcome.

In order to accomplish these two very important objects, it was necessary to use as many of the old romanian letters as

possible, in the senses which they most frequently have in the romanian spelling of English; and to make the new phonetic letters suggest the letters or combinations of letters which are most frequently employed to express their sounds romanically.

The grand object was to make English reading easy—not merely in phonetic but also in romanian spelling, in order that the large number of books already printed should be still useful, or rather should be made useful to those to whom they are at present useless—the book-blind, those who cannot read. *This has been effected.* Not only is phonetic reading so easy to those who read romanically that few find any difficulty in the matter at all, but those who have only learned to read phonetically occupy the same position in regard to romanian reading.

Out of the twenty-six romanian letters, three, *c, g, z*, have been rejected. The fifteen consonants,

b d f h j l m n p r t v w y z

are used in their usual romanian sense; that is, in the sense which the English romanian reader would naturally expect them to have in any new word, as they are pronounced at the beginning of the romanian words,

bed, deed, fit, head, jest, lull, man, nun,
peep, rare, toe, vote, woe, yes, seal,

The five vowels, *a, e, i, o, u*, and the remaining three consonants *k, g, s*, are to be pronounced as at the beginning of
am, egg, in, on, up, kite, get, sup.

New letters have been invented for the sounds expressed by the italic letters in the under-written words in the following table:

<i>ε</i>	<i>ε̇</i>	<i>η</i>	<i>η̇</i>	<i>α</i>	<i>α̇</i>	<i>ο</i>	<i>ο̇</i>	<i>ω</i>	<i>ω̇</i>	<i>υ</i>	<i>υ̇</i>	<i>ι</i>
eel	earth	age	air	arm	ask	all	oak	ooze	foot	ice		
<i>σ</i>	<i>σ̇</i>	<i>μ</i>	<i>μ̇</i>	<i>θ</i>	<i>θ̇</i>	<i>σ̇</i>	<i>σ̇</i>	<i>μ̇</i>	<i>ν̇</i>	<i>ν̇</i>		
oil	owl	mule	catch	thin	thine	she	vision	sing				

HE

nt frequently have in
make the new pho-
mbinations of letters
express their sounds

ish reading easy—not
spelling, in order that
ed should be still use-
ose to whom they are
se who cannot read.
tic reading so easy to
find any difficulty in
only learned to read
in regard to romanic

rs, three, c, g, z, have

w y z

that is, in the sense
ould naturally expect
are pronounced at the

ull, man, nun,
, yes, seal,

remaining three con-
at the beginning of
e, get, sup.

the sounds expressed
words in the follow-

Oo Oo Uu Hh
oak ooze foot ice

Σj Σz Wp
she v. ion sing

The Phonetic Alphabet.

The letter		is always sounded as	The letter		is always sounded as
written	printed		written	printed	
<i>ℰ</i>	E e	ee as in eel	<i>ℙ</i>	P p	p as in rope
<i>ℰ</i>	E e	ea .. earth	<i>ℬ</i>	B b	b .. robe
<i>ℰ</i>	E e	a .. ale	<i>℣</i>	T t	t .. fate
<i>ℰ</i>	A a	a .. air	<i>ℰ</i>	D d	d .. fade
<i>ℰ</i>	A a	a .. arm	<i>ℰ</i>	ℰ g	ch .. etch
<i>ℰ</i>	Θ e	a .. all	<i>ℰ</i>	J j	g .. edge
<i>ℰ</i>	Ω o	o .. ope	<i>ℰ</i>	K k	k .. lock
<i>ℰ</i>	Ω o	oo .. food	<i>ℰ</i>	G g	g .. log
<i>ℰ</i>	I i	i .. ill	<i>ℰ</i>	F f	f .. safe
<i>ℰ</i>	E e	e .. ell	<i>ℰ</i>	V v	v .. save
<i>ℰ</i>	A a	a .. am	<i>ℰ</i>	H h	th .. wreath
<i>ℰ</i>	Α a	a .. ask	<i>ℰ</i>	ℰ d	th .. wreathe
<i>ℰ</i>	Ο o	o .. odd	<i>ℰ</i>	S s	s .. buss
<i>ℰ</i>	U u	u .. up	<i>ℰ</i>	Z z	z .. buzz
<i>ℰ</i>	U u	oo .. foot	<i>ℰ</i>	Σ j	c .. vicious
<i>ℰ</i>	H h	i .. isle	<i>ℰ</i>	Σ z	s .. vision
<i>ℰ</i>	Θ e	oi .. oil	<i>ℰ</i>	R r	r .. for
<i>ℰ</i>	Ω o	ow .. owl	<i>ℰ</i>	L l	l .. fall
<i>ℰ</i>	U u	u .. mule	<i>ℰ</i>	M m	m .. seem
<i>ℰ</i>	Y y	y .. yea	<i>ℰ</i>	N n	n .. seen
<i>ℰ</i>	W w	w .. way	<i>ℰ</i>	W w	ng .. sing
<i>ℰ</i>	H h	h .. hay			

On the preceding page the whole alphabet is presented, systematically arranged; first, the long vowels; second, the short vowels; third, the compound vowels; fourth, the liquids; fifth, the consonants. In this respect, unimportant though it may seem, the new alphabet is an improvement on the old—which is little more than a string of confusion—here a vowel and there a vowel, a consonant here and another there.

In addition to the printing letters of the phonetic alphabet, the longhand script characters are presented. It will be observed, that the old letters are retained in their usual sense, and new ones introduced, having resemblance to their corresponding printed letters, and of as easy formation as possible. This alphabet is used by all practical Spelling Reformers, where the phonetic shorthand could not be read by the person for whom the writing is done; for phonetic longhand may be read, with very little hesitation, by all who can read the old manuscript. And the writer, in addition to the satisfaction of employing a scientific orthography, economizes twelve per cent of his paper and time, by dispensing with double letters, etc.

Phonography.—Phonography being intended for the pen alone, and the principal object being rapidity of execution, with a reliable degree of legibility, considerable license is taken as regards strictly phonetic principles. It cannot be said of phonetic shorthand that “no sound must be represented by more than one sign,” and that “no sign must represent more than one sound.” The reverse of this statement is true in frequent instances; but not in such a way as materially to impair the scientific accuracy of the system. In point of utility there are great advantages derived from having two or three forms to represent certain sounds, and no serious disadvantage.

The simplest signs which it was possible to obtain for the phonographic alphabet, are, 1st, the *dot*; 2d, the *dash*; 3d, the *straight line*; 4th, the *curve*. The dots and dashes are used to

alphabet is presented, vowels; second, the consonants; fourth, the liquids; fifth, unimportant though improvement on the old system of confusion—here a difference and another there. In the phonetic alphabet, the signs are presented. It will be observed in their usual sense, the resemblance to their ordinary formation as possible. Spelling Reformers would not be read by the phonetic longhand system, by all who can read ordinary writing. In addition to the satisfaction of the satisthography, economizes space, by dispensing with

intended for the pen, the rapidity of execution, the considerable license is given in the principles. It cannot be said that the signs must represent the sounds, if this statement is true, in a way as materially to the system. In point of fact, the signs are derived from having two or three strokes, and no serious dis-

possible to obtain for the signs; 2d, the dash; 3d, the dash and dashes are used to

represent the vowels; the straight lines and curves represent the consonants. The following diagrams exhibit the source from which the letters are derived, and show the different positions they occupy in representing different letters.



It will be observed that the straight line assumes four different positions, and the curved one eight; these are as many positions as can be recognized without danger of confusion; and these two simple characters can be written in these twelve positions so as to be just as distinct and legible as though this number of differently shaped letters were employed. Here, now, we have the means of representing twelve consonant sounds; but since in writing we can make either light or heavy marks, this number may be doubled by recognizing the same number of *heavy* straight lines and curves.

While it is found necessary to make each of the primitive characters heavy, in order to obtain a sufficient number, it is also found a useful and philosophical method of distinguishing between the natures of different sounds. Thus, eight of the sounds which these characters are to represent are mere *whispers*, produced by the transition of the organs of speech, from one position to another, or by the simple contact of different parts of the mouth, without any vocal sound; and there are eight others made in the same manner, but they have in addition a slightly roughened or *vocal* sound, which require a greater effort to produce them.

To follow nature, therefore, and preserve a correspondence between signs and sounds, the light signs are made to represent the light or whispered sounds, and the heavy signs to represent the heavy sounds. Thus, both the *difference* between the sounds and their *resemblance* are at once represented.

And it being so natural to represent a light sound by a light stroke, and a heavy sound by a heavy stroke, the phonographic pupil finds, after a little practice, that he makes the difference in the strokes without any thought about it. But the similarity of sound between the heavy and light strokes is so great that, if at any time the difference in the thickness of the line is not clearly made, it will not seriously affect the legibility of the writing to the experienced phonographer. Thus, for example, if the word *Sinsinati* were written so as to be pronounced *Zinainadi*, the reader could hardly mistake the intention of the writer.

THE CONSONANTS are classified as follows:—

1. ABRUPTS.—These elements, sometimes called explo-dents, are produced by a total contact of the organs of speech, abruptly interrupting and exploding the outward passage of the breath, or the voice. They are eight in number, and being stiff, unyielding sounds, are appropriately represented by the eight straight, unyielding right lines, as illustrated in the following table,—the italicized letters of the words indicating the sounds represented :

<i>Whispered,</i>	\ rope,	fate,	/ etch,	— lock.
<i>Spoken,</i>	\ robe,	faze,	/ edge,	— log.

By a little observation in comparing the sound of *p* with that of *b*, in the words *rope* and *robe*, the distinction of *whis-pered* and *spoken*, or light and heavy, will be appreciated. As far as articulation, or the contact of the organs of speech is concerned, the consonants *p* and *b* are identical; the sound of the former, however, is produced by the breath only, while the latter requires the assistance of the voice, which commences before the lips, the organs by which the articulation is produced, are disconnected. The same remarks apply to each of the other pairs of abrupts, as the reader will discover by speaking the illustrative words in connection.

light sound by a light stroke, the phonetic, that he makes the thought about it. But heavy and light strokes difference in the thickness will not seriously affect experienced phonographers. *Sinsinati* were written a reader could hardly

flows:—

sometimes called explosive of the organs of exploding the outward They are eight in kinds, are appropriately yielding right lines, as the italicized letters of printed:

etch, — lock.

edge, — log.

the sound of *p* with the distinction of *whis-* will be appreciated. As the organs of speech is identical; the sound by the breath only, of the voice, which by which the articulation the same remarks apply as the reader will discern in connection.

2. CONTINUANTS:—The organs of speech are in contact in the production of these elements, yet not so firmly as to totally obstruct the passage of breath, or voice; but the sounds may be continued any length of time. There are, also, eight of these elements—half of them whispered and half spoken; and as they are of a flowing, yielding nature, they are appropriately represented by curved and flowing signs; thus:

Whispered, (safe, (wreath,) buzz,) vicious.

Spoken, (save, (wreathe,) buzz,) vision.

3. LIQUIDS:—These are *r* and *l*, and are called liquids because they readily run into or unite with other consonant sounds. They are not distinguished by any variation of sound, as the abrupts and continuants, and are represented by light curves; thus:

(fall, for.)

4. NASALS:—The sounds of *m*, *n* and *ng*, are called nasals from the fact that the organs are brought in complete contact, and the voice driven through the nose. The *m* and *n* are represented by the two remaining light curves, and *ng* by the heavy curve corresponding to *n*, as being nearly related to that sound; thus:

(seem, seen, sing)

5. COALESCENTS:—*Y* and *w* hold a medial character between the vowels and consonants; *w* being a weak sound or modification of *o* (*oo*), and *y* a modification of *e* (*ee*). They never occur in English except before a vowel, with which they closely coalesce. The following are their phonographic signs, and the words illustrating their powers.

(way, yea.)

6. **ASPIRATE**:—The power of *h* is simply a breathing upon the following vowel, and is generally represented by a light dot placed before the vowel; but a consonant's form is sometimes needed, which is written thus: *h*.

VOWEL ARRANGEMENT:*—In order to represent twelve vowel sounds by the two signs, a dot and a dash, a scheme similar to that of representing musical sounds by the round note is resorted to. As the vowels rarely occur except in connection with a consonant, they are indicated by the position in which the dot or dash is placed to the consonant stroke; thus, a dot placed at the beginning of a consonant represents the vowel *e* (ee,) at the middle, *a* (age,) at the end, *o* (ah;) the dash at the beginning is *o* (awe,) at the middle, *o* (owe,) at the end, *oo* (oo.) The remaining six vowels are short or brief, as compared with the foregoing six, and are appropriately represented by the dot and dash in the same manner, but made *lighter*; and all that has been said in regard to light and heavy consonants applies to the vowels. In the following illustration the vowel signs are placed to a dotted line merely to indicate the position of the dot and dash; it is no part of the vowel. The italic letters in the accompanying words suggest the vowel sounds:

*e*l, *a*le, *a*rm, *a*ll, *o*ak, *oo*ze,
*i*ll, *e*ll, *a*m, *o*n, *u*p, *oo*d,

DIPHTHONGS:—These being compound sounds, and all the simple characters being otherwise disposed of, they are rep-

* For the greater simplification of Phonography, there is, ordinarily, no distinction made between the sound of *e* in *mercy* and that of *e* in *merry*; between *a* in *dare*, and *a* in *date*; nor between *a* in *fast* and *a* in *far*. The signs for representing these three sounds (*e*, *a*, and *a*;) together with various foreign sounds, are provided on page 127, which may be adopted by the proficient phonographer, if he wishes to be very accurate in the representation of spoken words.

represented by complex signs. They will be understood by the following illustration:

v | isle, ^ | oil, λ | owl, ʌ | new.

TRIPHTHONGS:--These result from the union of *w* with each of the above diphthongs, which are more convenient to represent by single characters than otherwise; thus:

ʌ | wine, - | quoit, r | wound.

ORGANIC CLASSIFICATION OF CONSONANTS.

	Labials or lip-sounds	Linguo-dentals	Linguo-palatals	Gutturals
Abrupts.	Whispered. / p	t	/ ch	— k
	Spoken. / b	d	/ j	— g
Continuants.	Whispered. (f	(th) s	/ sh	
	Spoken. (v	(th) z	/ zh	
Liquids.	(l	(l	(r	
Resonants.	(m		(n	— ng
Ambigues.	(w		(y	/ h

In the above division of the consonant sounds, reading in columns downwards, we begin with, (1) those formed at the lips, as *p, b, f, &c.*, and call them *Labials*; (2) we then go back to the region of the tip of the tongue and the teeth, where *t, d, &c.*, are formed, which class we term *Linguo-Dentals*, (tongue-teeth sounds); (3) then to the hard palate or roof of the mouth, a little back of the teeth, where we find *ch, j, sh, &c.*, which we call *Linguo-Palatals*; and, finally, to the root of the tongue, near the throat, where *k, g, &c.*, are formed, which we term *Gutturals*, or *Throat-Sounds*.

A practical arrangement of the whole alphabet, for reference in study, etc., will be found on the next page.

THE

simply a breathing up-
rally represented by a
out a consonant's form
thus: / h.

r to represent twelve
and a dash, a scheme
l sounds by the round
rarely occur except in
e indicated by the posi-
ced to the consonant
ginning of a consonant
middle, *a* (*age*.) at the
is *o* (*awe*.) at the mid-
e remaining six vowels
e foregoing six, and are
and dash in the same
has been said in regard
to the vowels. In the
are placed to a dotted
the dot and dash; it is
ters in the accompany-

- | oak, - | ooze,
| up, | wood,

and sounds, and all the
sposed of, they are rep-
raphy, there is, ordinarily,
in *mercy* and that of *s* in
between *a* in *fast* and *a* in
ounds (*q, a, and a,*) together
on page 127, which may be
e wishes to be very accurate

Phonographic Alphabet.

CONSONANTS.									
ABRUPTS.	/	p rope	CONTINUANTS.	(f safe	LIQUIDS.	}	l fall	
	\	b robe)	v save		}	r for	
		t fate)	ð wreath		NASALS.	}	m seem
		d fade)	ð wreath			}	n seen
	/	g etch)	s buss		AMBIGUES.	}	ŋ sing
	/	j edge)	z buzz			}	w way
		k lock)	ʃ vicious		}	y yea	
	g log)	ʒ vision	}	h hand				
VOWELS.									
LONG.	: :	e eel	SHORT.	: :	i ill	DIPHTHONGS.	v :	i isle	
	: :	a ale		: :	e ell		^ :	o oil	
	: :	q arm		: :	a am		A :	s :	owl
	:	e awed		:	o odd			s :	u dupe
	:	o ope		:	u up				
	:	o fool		:	u full				

REMARK.—The above is a tabular view of the phonetic alphabet. It shows the simplicity of the characters employed, as contrasted with the longhand letters of the old alphabet. It is placed in this form for occasional reference by the student; to appreciate the beauty and utility of its use, the following course of lessons must be mastered.

Alphabet.

rs.	LIQUIDS.	}	l fall
e			r for
ve	NASALS.	}	m seem
ceath			n seen
ceathc			ŋ sing
ss	AMBIGUES.	}	w way
azz			y yea
icious	}	}	h hand
sion			
	DIPHTHONGS.	}	i isle
			o oil
			ow owl
			u dupe

ular view of the phonetic
 city of the characters em-
 longhand letters of the
 this form for occasional
 appreciate the beauty and
 g course of lessons must

Manual of Phonography.

LESSON 1.

THE CONSONANTS AND LONG VOWELS.

If the student who is desirous of acquiring the phonographic art, has attentively read the preceding introduction, and obtained a clear idea of the phonetic principle, he will find no difficulty in mastering the course of lessons which follows. Regular daily study and patient practice for a few weeks, will accomplish the object.

Let every paragraph be carefully read and compared with the accompanying illustrations, and every shorthand character and exercise copied, pronouncing at the same time the sound of the letter or word aloud.

Ruled paper should be used; even paper with a double ruling, the lines just wide enough apart to admit the proper length of the consonants between them, is a great advantage, at first, in enabling the learner to make his consonants of a uniform length.

Until the pupil becomes familiar with the signs, a pencil should be employed in preference to a pen; after which either a pen or pencil may be used;—it should be held loosely between the thumb and second finger, with the first resting on top, as in drawing or ordinary writing; or, between the first and second fingers, keeping it in place by a slight pressure of the thumb

A good style of writing can only be obtained by endeavoring, in the commencement, to form the characters with mathematical precision. After a little experience in tracing the forms accurately, the learner will find no difficulty in executing them rapidly; the attempt to write swiftly at first, on the other hand, will not only delay the attainment, but lead to ungraceful and illegible writing.

Let the pupil now take his pen or pencil, and go through the list of consonants, writing them as on the following page, speaking at the same time the power of each letter; and carefully observing the light and heavy character of the signs, and their proper length.

1. Commence the strokes so that when of the proper length they will rest on the line of writing. The consonants should be written about the size of those given in these pages; and particular attention should, at first, be observed in writing the curved thick letters, making them thick in the middle only, and tapering to a light line toward each extremity.

2. The perpendicular and inclined consonants are written from the top downward, as $\backslash p$, $|t$, $\curvearrowright r$; the horizontal ones are written from left to right; as $—k$, $\curvearrowleft m$, $\curvearrowright n$.

3. The letter $\curvearrowleft l$, when the only consonant in a word, is always written upward; at other times it may be written either upward or downward, as is most convenient.

4. The $\curvearrowright sh$ is always written downward when the only consonant in a word, and either downward or upward at other times.

5. The aspirate $\curvearrowleft h$ is written upward under all circumstances.

P,
T,
C,
K,
F,
B,
S,
Σ,
L
R
M
N
U
W
Y
H

be obtained by en-
 form the characters
 or a little experience
 learner will find no
 the attempt to write
 will not only delay the
 and illegible writing.
 or pencil, and go
 ting them as on the
 ne time the power of
 the light and heavy
 per length.
 t when of the proper
 writing. The con-
 e size of those given
 tion should, at first,
 thick letters, making
 tapering to a light

ined consonants are
 \ p, | t, \ r; the
 ft to right; as — k,

only consonant in a
 t other times it may
 ard, as is most con-

downward when the
 her downward or up-

en upward under all

EXERCISE ON THE CONSONANTS.

P, B	\\	\\	\\	\\	\\	\\	\\
T, D							
C, J	//	//	//	//	//	//	//
K, G	---	---	---	---	---	---	---
F, V	⋪	⋪	⋪	⋪	⋪	⋪	⋪
R, r	((((((((((((((
S, z)))))))
Σ, ζ	⋮	⋮	⋮	⋮	⋮	⋮	⋮
L	⋪	⋪	⋪	⋪	⋪	⋪	⋪
R	⋮	⋮	⋮	⋮	⋮	⋮	⋮
M	⋮	⋮	⋮	⋮	⋮	⋮	⋮
N	⋮	⋮	⋮	⋮	⋮	⋮	⋮
U	⋮	⋮	⋮	⋮	⋮	⋮	⋮
W	⋮	⋮	⋮	⋮	⋮	⋮	⋮
Y	⋪	⋪	⋪	⋪	⋪	⋪	⋪
H	/	/	/	/	/	/	/

COMBINATIONS OF CONSONANTS.

6. In commencing to write a word, the first thing the learner has to do is to pronounce it slowly, and ascertain what are the elementary sounds of which it is composed, and then write the consonant signs, as heretofore directed, without lifting the pen till all are written.

7. When the first consonant to be written requires a downward stroke, it is commenced its length above the line of writing and struck to the line, and if a downward stroke follows, it is carried on below the line; thus, $\overline{p}d$, $\overline{d}p$; if the first consonant is a horizontal stroke, and a down-stroke follows, it is written above the line and the second one carried to it; thus, $\overline{]kd}$, $\overline{]nch}$; but if an up-stroke sign follows the horizontal, the latter should be written on the line; thus, \overline{ml} , \overline{kl} .

8. When a straight consonant follows another of the same kind, the two are written by a stroke double the usual length; as \overline{kk} , \overline{pp} .

9. In reading the consonants in a word, they must of course be uttered in the order in which they were written; thus, for example, in reading $\overline{]}$ the $\overline{]$ must be read first, because it is evident it was written first, as the writer could not have begun at the angle and written the $\overline{/}$ and then gone back and written the $\overline{]$, without violating the rule requiring the skeleton of a word to be written before lifting the pen; and he could not have begun at the bottom of the $\overline{/}$, and written it upwards and then the $\overline{]$ backwards, without violating the two rules, that ch is to be written downwards and n from left to right.

It sometimes happens that a consonant which seems to be farther along than another in the line of writing,

LONG VOWELS.

	· ε	· a	· q	· ø	· ω	· ϑ
as in	<i>eat</i> ,	<i>ape</i> ,	<i>arm</i> ,	<i>awl</i> ,	<i>oak</i> ,	<i>ooze</i> .

10. The above table illustrates the manner of writing the six long vowels. The dotted line represents the length of any consonant, to which the vowel sign, (the dot or dash,) may be written in either of three places, the beginning, middle or end.

11. The heavy dot at the first place, or beginning of any consonant, is always ϵ ; at the second place, or middle, α ; at the third place, or end, q . The heavy dash at the first place is \varnothing ; at the second place ω ; at the third place ϑ .

12. The proper sounds of these dots and dashes, in their several positions, should be well memorized. They may be designated thus:— ϵ is the first place heavy dot; α is the second place heavy dot; q is the third place heavy dot; \varnothing is first place heavy dash; ω is the second place heavy dash; ϑ is the third place heavy dash.

13. In vocalizing the consonants, that is, in placing the vowels to them, they should be written near the strokes, but not so that they will join; thus, \curvearrowright *eve*, \curvearrowleft *pay*, \curvearrowright *may*; the dashes should be written at right angles with the consonants; as, \backslash *paw*, \swarrow *show*, \perp *too*.

14. If we wish the vowel to be read first, we place it before or above the consonant; thus, \cdot *eat*, \cdot *ape*, \cdot *aim*, \cdot *oak*; if we wish it to be read after the consonant, we write it after or below the stroke; thus, \backslash *bow*, \swarrow *hay*, \swarrow *shoe*.

15. The rule for placing and reading the vowels is, that the first place is at the end where the pen began writing the consonant; thus, see the L-line in the follow-

oak, ooze.

the manner of writing
line represents the
the vowel sign, (the
ner of three places,
ce, or beginning of
second place, or mid-
The heavy dash
nd place o; at the

dots and dashes, in
l memorized. They
first place heavy dot;
q is the third place
sh; o is the second
ce heavy dash.

, that is, in placing
oe written near the
join; thus, eve,

l be written at right
aw, show, too.
read first, we place
thus, eat, ape,

be read after the
w the stroke; thus,
reading the vowels is,
here the pen began
L-line in the follow-

EXERCISE ON THE LONG VOWELS.

ing exercise, where / being written upward, e and o are placed at the lower end, and q and w at the top; / must be vocalized in the same manner.

The following exercise should be read over frequently, till the learner acquires the correct sounds of the vowels and their consecutive order. He will, at the same time, become familiar with many of the consonants. The sounds of the vowels are indicated by key-letters at the top of each column; and each line is preceded by the type letter of the consonant employed in the line.

EXERCISE ON THE LONG VOWELS.

VOWELS FOLLOWING CONSONANTS.

	e	a	q	o	o	o
P						
T						
C						
L						
M						

VOWELS PRECEDING CONSONANTS.

T						
K						
R						

READING LESSON, WITH A KEY.

In the following exercise the learner has a key to assist him in decyphering the phonographic construction of words. It should be well studied, preparatory to reading and writing the exercises which follow.

ḷ	te	ḷ	te	ḷ	to	ḷ	to
ḷ	et	ḷ	at	ḷ	et	ḷ	ot
ḷ	tem	ḷ	tam	ḷ	tak	ḷ	tek
ḷ	kat	ḷ	kot	ḷ	kep	ḷ	kop
ḷ	kel	ḷ	kol	ḷ	mel	ḷ	mol
ḷ	mek	ḷ	mak	ḷ	kam	ḷ	kam
ḷ	pel	ḷ	pal	ḷ	pol	ḷ	pol
ḷ	rem	ḷ	rom	ḷ	qrm	ḷ	tom

After the exercise has been read once or twice, it is a good plan to lay a strip of paper over the key, and read without the aid of the printed words. Then reverse the process: laying the strip of paper over the phonographic words, and write them from memory of their form, or knowledge of their construction.

A KEY.

arner has a key to graphic construction died, preparatory to which follow.

	└	tə
	-	ət
k	└	tək
ep	└	kəp
el	└	məl
am	└	kəm
ol	└	pəl
rm	└	təm

ence or twice, it is r over the key, and d words. Then re- o of paper over the em from memory of nstruction.

In reading the following exercise the learner must rely on his own knowledge. If he fails in remembering the consonants, he will have to turn back to page 27 to refresh his memory; and if the sounds of the vowels are forgotten, page 30 will assist him.

READING EXERCISE I.

The exercise consists of ten rows of phonetic symbols. The symbols are a mix of vertical lines (some with dots or dashes), horizontal lines, and curved lines. Some symbols are grouped together, and some have small numbers or letters next to them, such as 'x' at the end of the fourth row. The symbols are arranged in a way that suggests they are meant to be read and vocalized.

ON VOCALIZING.

16. In vocalizing the consonant of a word, the first thing to be done is to ascertain whether the vowel to be written is a dot sign or a dash sign; and, secondly, what place to the consonant it should occupy.

17. If the learner's memory is not good, or his perception quick, so that he can decide these points readily, a good plan for arriving at the result is to commence at the beginning of the scale of vowels and speak them thus: *e, a, q*, (observing that thus far the signs are heavy dots, and that the remainder are dashes,) *o, w, o*, till he arrives at the one he wishes to write; just as the learner of music, when he cannot strike the proper sound of a note, commences at *do* and runs up the scale till he obtains the proper sound.

16. Words containing only horizontal consonants, if the accented vowels are first place, are written about the height of a vertical stroke above the line; as *me*, *key*; if the vowels are second or third place, they are written on the line; as, *gay*, *mow*.

NOTE.—For the purpose of assisting the learner until he becomes familiar with phonetic printing, a few of the first exercises for writing will be printed in both modes of spelling.

WRITING EXERCISE I.

FIRST PLACE DOT, after the consonant.—

Pea, tea, key, fee, see, she, lee, me, knee.

Pe, te, ke, fe, se, je, le, me, ne.

Before the consonant.—Eat, each, eke, eve, ease, eel, ear.

Et, eq, ek, ev, ez, el, er.

SECOND PLACE DOT, after the consonant.—

Pay, day, gay, they, say, may, way, hay.

Pa, da, ga, da, sa, ma, wa, ha.

Before.—Ape, eight, aid, age, ache, ale, air, aim.

Ep, at, ad, aj, ak, al, ar, am.

THIRD PLACE DOT, after the consonant.—Pa, ma.

Pq, mq.

Before.—Are.

Ar.

FIRST PLACE DASH, after the consonant.—

Paw, jaw, thaw, saw, law, gnaw.
Po, jo, to, so, lo, no.

Before.—Ought, awed, awl, awn.
Θt, ed, ol, on.

SECOND PLACE DASH, after the consonant.—Bow, toe,

Bō, tō,
dough, foe, though, sow, show, low, know, woe, hoe.
dō, fō, dō, sō, fō, lō, nō, wō hō.

Before.—Ode, oak, oath, owes, oar, own.
Od, ok, oθ, oz, or, on.

THIRD PLACE DASH, after the consonant.—Coo, shoe.—

Before.—Ooze.
Oz.

REVIEW.—(1.) What care should be taken in writing the heavy curved strokes? (2.) What consonants are written downwards? How are the horizontal ones written? What are they? (3, 4, and 5.) What are the exceptions to these general rules? (6.) What is the first thing to be done in writing a word phonographically? What next? (7.) How are the consonants adjusted to the line of writing? (8.) When one straight consonant follows another of the same kind, how are they written? (9.) What is the order of reading the consonants in a word? (10.) How many places have consonants, to which vowels may be written? (11 and 12.) What is the sound of the first place heavy dash? The second? The third? What is the sound of the first place heavy dot? The second? The third? (13.) How should the vowels be written to the consonants? (14.) If the vowel sound of a word is heard before the consonant, to which side of the perpendicular strokes is it written? Which side of the inclined? Which of the horizontal? (15.) At which end of *l* and *k* is the first place vowel written? (16.) In vocalizing a word, what is the first thing to be determined? What the second? (18.) How are words that contain only a horizontal stroke written?

APHY.

good, or his percep-
se points readily, a
is to commence at
nd speak them thus:
signs are heavy dots,
) *o*, *ω*, *ω*, till he
; just as the learner
proper sound of a
p the scale till he

ontal consonants, if
re written about the
he line; as *me*,
or third place, they
i *now*.

er until he becomes fa-
exercise for writing will

I.
nt.—
ne, knee.
m, n.
e, eve, ease, eel, ear.
t, ev, ez, el, er.

nt.—
ay, hay.
va, ha.
ne, ale, air, aim.
al, ar, am.

ant.—Pa, ma.
Pq, mq.

Lesson 2.

SHORT VOWELS—DIPHTHONGS—DOT *h*—VOCALIZING COMBINED CONSONANTS.

If the student has become familiar with the arrangement and manner of writing the long vowels, it will be a very easy matter for him to understand and use the following scale of

SHORT VOWELS.

'i	e	.a	o	-u	u
as in <i>it</i> ,	<i>et</i> ,	<i>at</i> ,	<i>on</i> ,	<i>up</i> ,	<i>foot</i> .


The six vowel sounds above given approximate so nearly in quality to those given on page 30, the main difference being in length or fulness, that they are represented in precisely the same manner, excepting that the signs are made lighter. [See Introduction, pages 20, 21.]

19. The proper sounds of these dots and dashes, in their several positions, must be well memorized. They may be designated thus:—*i* is the first place light dot; *e* is the second place light dot; *a* is the third place light dot; *o* is the first place light dash; *u* is the second place light dash; *u* is the third place light dash.

As a general thing it is more convenient, and, except in analyzing words, it is just as well to name the short vowels with the consonant *t* after them; thus: *it*, *et*, *at*, *ot*, *ut*, *oot*.

The following exercise on the short vowel scale should be practised till their consecutive order is well mastered, and the position of each sound can be told without hesitation.

READING EXERCISE II.



WRITING EXERCISE II.

FIRST PLACE LIGHT DOT.—Pit, tip, pil, pik, dip, mil.

SECOND PLACE LIGHT DOT.—Eb, ej, eg, bel, tel.

THIRD PLACE LIGHT DOT.—Ad, am, lak, bak.

FIRST PLACE LIGHT DASH.—Od, of, top, got, fok, lok, mok, foli, bodi.

SECOND PLACE LIGHT DASH.—Up, us, kut, luk, luv.


THIRD PLACE LIGHT DASH.—Pul, buk, tuk, ruk, luk, kuk, pulli, falli.

DIPHTHONGS.

as in $\begin{matrix} \vee \\ | \\ i \\ ice, \end{matrix}$ $\begin{matrix} \wedge \\ | \\ o \\ oil, \end{matrix}$ $\begin{matrix} \wedge \\ | \\ u \\ owl, \end{matrix}$ $\begin{matrix} \wedge \\ | \\ u \\ new. \end{matrix}$

20. These diphthong characters, excepting \wedge ,* occupy but two places, the beginning and end of a consonant. When written in the first place, with the point downward, the angle represents the first sound in *ice*; thus, \vee *pie*, (\vee *thy*, \wedge *my*; with the point upward, in the same place, the first sound in *oil*; thus, \wedge *boy*, \wedge *coy*; with the point upward, and in the third place, the first sound in *owl*; as, \wedge *our*, \wedge *now*. The characters should be written without lifting the pen, and placed in a perpendicular position to the inclined and horizontal strokes, as well as to the vertical.

READING EXERCISE III.



WRITING EXERCISE III.

B \vee , t \vee , f \vee , v \vee , G \vee , s \vee , j \vee , l \vee , m \vee , n \vee ; j \wedge , z \wedge , i \wedge , r \wedge , j \wedge . B \wedge , t \wedge , j \wedge , k \wedge ; o \wedge , a \wedge . B \wedge , d \wedge , k \wedge , v \wedge , s \wedge , a \wedge , u \wedge ; s \wedge , r \wedge , z \wedge .

* This, though representing, ordinarily, the pure diphthong, is also employed in an extended scheme of compound vowels, which will be treated of hereafter.

owl, new.

rs, excepting *o*, * *oc*
g and end of a conso-
place, with the point
the first sound in *ice*;
th the point upward,
l in *oil*; thus, *boy*,
nd in the third place,
now. The char-
lifting the pen, and
to the inclined and
e vertical.

SE III.



E III.

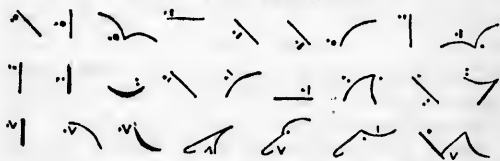
js, iz, il, jr, jsl. Be, te,
s, als, ns; st, sr, sl.

pure diphthong. Is also om-
wells, which will be treated

21. Dot *H*.—Since the aspirate never occurs in Eng-
lish except before a vowel, a briefer mode of represent-
ing it than the long sign *h* is generally employed,
namely, a light dot placed immediately before the vowel;
it should be written to the left of the *dot* vowels that
belong to a vertical or inclined stroke, and above those
belonging to horizontals; and above the *dash* vowels of
the former, and to the left of those of the latter; thus,
" *hit*, *hen*, *hod*, *her*, *home*.

Although this *h* is the same in shape as the light dot
vowels, it need never lead to any mistake, from the fact
that no dot vowel ever occurs immediately before another
dot vowel.

READING EXERCISE IV.



WRITING EXERCISE IV.

LONG VOWELS.—Het, hat, hed, hel, hal, her, har; hōp, hōp,
hōd, hek, hōl, hōm.

FIRST PLACE LIGHT DOT.—Hip, hit, hig, hil, him.

SECOND PLACE LIGHT DOT.—Hed, hej, hem.


THIRD PLACE LIGHT DOT.—Hat, had, hag, hak, ham, hap,
hapi.

FIRST PLACE LIGHT DASH.—Hop, hot, hog, hod.









SECOND PLACE LIGHT DASH.—Hub, hut, huf, hul, hum
hup.





DIPHTHONGS.—Hjt, hjd, hjv.






VOCALIZING COMBINED CONSONANTS.

22. In vocalizing two or more consonants it is very important to keep the vowel signs away from the angles or places where the consonants join, especially from the inside of angles, as in such positions it is impossible to tell to which stroke they belong; thus, it cannot be told whether  is the word *beam* or *balm*.

The following rules should be observed:—

First. When a first place vowel, or diphthong, comes between two consonants it is placed immediately after the first; as  *keep*, not , where it is before the second consonant;  *meek*, not ;  *kill*, not ;  *ream*,  *kite*, &c.

Second. A second place vowel, if it is long, is also written after the first consonant; as  *gate*,  *dome*; but if short, it is written before the second; as  *get*,  *dumb*; by which arrangement we are enabled to determine the sound of the middle place vowel by position, if it should not be clearly indicated by the size.

Third. Third place vowels, whether long or short, are written before the second consonant; as  *balm*,  *boot*,  *bad*,  *book*,  *doubt*.

ILLUSTRATIVE EXERCISE.



CONSONANTS.

Consonants it is very way from the angles especially from the s it is impossible to us, it cannot be told

alm.
served:—
or diphthong, comes d immediately after ere it is before the
kill,

cc.
f it is long, is also gate, dome;
e second; as get,
e are enabled to de-
ve vowel by position,
by the size.

er long or short, are
ant; as balm,
ubt.

EXERCISE.



Fourth. If two vowels come between two consonants, the first one spoken is written to the first stroke, and the next one to the second; thus, \checkmark poem, \checkmark palliate.


Some deviations from these rules occur in contracted forms of writing; but their general observance renders the manuscript more legible than it could otherwise be.

24. If two vowels precede the first consonant in a word, the first is written farther from it than the second; thus, \checkmark iote; if it terminate with two, the last is written farther from the consonant sign; as, \checkmark idea.

25. When the diphthong \checkmark commences a word it may frequently be united with the consonant following, without lifting the pen, as in the word *idea*, just given, \checkmark I believe, \checkmark I fear, &c.

26. In reading words of two or more consonants, it must be observed that each stroke, and the vowel-sign or signs placed to it, must be read precisely as they would be if they stood unconnected with other consonant strokes; thus, \checkmark read in this way would be considered thus: \checkmark po-li-cy; \checkmark \checkmark | \checkmark might-ly. This process will be necessary till the learner can read words from their general appearance.

READING EXERCISE V.



WRITING EXERCISE V.

LONG DOT VOWELS.—Bet, bak, bar, peg, bqm, pad, pal, pqm, tem, dam, tar, ded, dat, cep, qar, ger, gef, kep, gat, kel, gal, kqm, kak, jam, qrk, qrm, lep, lat, lqf, nav, nam, awak, awqr.

SHORT DOT VOWELS.—Bit, pet, pad, pig, beg, bag, pil, del, rim, lip, lej, liv, maq, mej, maj, mil, milk, vali, ahed.

LONG DASH VOWELS.—Bet, pop, bot, tet, dor, tol, çok, jok, kol, kol, kol, godi, ferm, vøt, fød, røm, løf, mel, møv, noti, awok.

SHORT DASH VOWELS.—Pot, bug, buk, bodi, dot, doj, dug, kuk, foli, fali, jok, fuk, log, luk, luk, mok, nug, muj, nok, nuk.

DIPHTHONGS.—Pij, abjd, bol, çjd, çjm, abst, mij, deko, deljt, avsd, alsd, enjç, bøter, fjler.

Get me mj buk. F belev mj bø. ° Ma j gø hom ns. Put awa mj dul njf.

REVIEW.—(19.) What is the sound of the first place light dot? The second? The third? The first place light dash? The second? The third? What is the short sound of *ep ep ep awp of of* (20.) To what places of the consonant are the diphthongs written? Describe the sign and position of *J*. Of *ç*. Of *ov*. (21.) What is the second form of the aspirate? How distinguished from vowels? (22.) In vocalising combined consonants, what is important? What is the rule for first place vowels? Second place? Third place? If two vowels occur between two consonants, how are they written? (23.) If two vowels precede a consonant? If two terminate a word? (24.) How may *J* sometimes be written? (25.) What is the rule for reading words containing two or more consonants and their accompanying vowels.

E V.

g, bqm, pad, pal, pqm,
; gef, kep, gat, kel, gal,
lqf, nav, nam, awak,

pic, beg, bag, pil, del,
milk, vali, ahed.

tot, dor, tol, cek, jok,
, rom, lof, mel, mav,

k, bodi, dot, doj, dug,
lak, mok, mug, muj,

abst, ml, deko, deljt,



Ma i go hom ns. Put

first place light dot? The
dash? The second? The
dash? and of *oo*? (20.) To
be written? Describe the
What is the second form
vowels? (22.) In vocalizing
what is the rule for first place
two vowels occur between two
two vowels precede a conso-
nant may / sometimes be writ-
ten containing two or more

Lesson 3.

UP-STROKES *r*, *sh*, AND *l*—VOWEL WORD-SIGNS, &c.

26. In order to prevent words from running too far below the line for convenience or beauty, and to afford a variety of skeleton outlines; by which different words having the same consonant sounds may be written differently, and thus be distinguished without being vocalized, provision is made for representing several of the consonant sounds by both upward and downward strokes. This provision also makes the writing more easy of execution, since these up-strokes are all in the inclination of the line of writing, from left to right. The letters thus represented are *r*, *sh*, and *l*; the latter of which, only, requires a different character.

27. The second sign for *r* is a straight line struck upward at an angle of thirty degrees; thus, . Though this character is specially available in writing words requiring two or more consonants, yet it is frequently used alone, as  *rye*; and more frequently when terminating with a circle or hook, (Lessons IV, VI,) when it is less likely to be confounded with *ch*, written downward and of nearly the same inclination; in neither case, however, is there any difficulty experienced by the adept, since the sense of the preceding words nearly always suggests what the following word is.

28. When written in connection with other consonants, there is never any ambiguity, since it can be seen

at a glance whether the stroke is written upward or downward; thus, \swarrow *tr*, \searrow *teh*, \swarrow *rt*. So that while the rule is that *ch* shall be written at an angle of sixty degrees, and *r* at an angle of thirty degrees, they may both be written at the same inclination, except when either is the only consonant in a word, and except, also, when one of them immediately follows the other, as \swarrow , in which case necessity compels one to be written at a different inclination from the other.

29. The rule that the *beginning* of a consonant stroke is where the first-place vowel is written, and the *termination* of a stroke the third-place, must be observed in vocalizing this up-stroke *r*; thus, \swarrow *each*, \searrow *ripe*, \swarrow *charity*.

RULES FOR WRITING *R* UPWARD OR DOWNWARD.*

30. The following rules in regard to the use of the two forms of *r*, will guide the learner to the best forms of words:

First. The up-stroke should be used when the following consonant is to be written downward, as in the examples above. (29.)

Second. When *r* is the initial letter of a word, and is followed by the *s*-circle, *n*-hook, (see Lessons IV and VIII,) *k*, *g*, *f*, *l*, or another *r*, the up-stroke is employed; as \swarrow *rogue*, \swarrow *rash*, \swarrow *rule*, \swarrow *rare*. But if a vowel precede *r* as the first consonant, the down-stroke is employed; as, \searrow *arc*, \searrow *Irish*, \searrow *early*, \searrow *error*.

Third. Whenever preceded by *v*, *th*, or *m*, the upward *r* is employed; as \swarrow *veer*, \swarrow *theory*, \swarrow *mire*.

* These rules may be passed over without much studying at first; but on reviewing the lessons they should be well understood and applied.

s written upward or
rt. So that while
at an angle of sixty
ty degrees, they may
nation, except when
ord, and except, also,
ows the other, as /,
e to be written at a

of a consonant stroke
tten, and the termina-
must be observed in
/ each, / ripe,

OR DOWNWARD.*

ard to the use of the
ner to the best forms

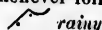
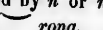
used when the follow-
downward, as in the


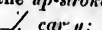
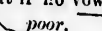

ter of a word, and is
(see Lessons IV and
up-stroke is employed;
ule, / rare. But

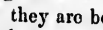
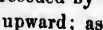
consonant, the down-
Irish, / early,

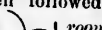
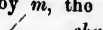
th, or m, the upward
theory, / mire.

much studying at first; but
understood and applied.


Fourth. Whenever followed by *n* or *ng* the up-stroke is employed;  rainy,  rong.

Fifth. When *r* is the final stroke consonant in a word, and followed by a vowel, the up-stroke is to be used, as in the words  berry,  car-g; but if no vowel follows, the down-stroke is employed; as  poor,  car.

Sixth. When one *r* follows another, except at the beginning of a word when preceded by a vowel (as in error.) they are both written upward; as  rarily,  carrier.

Seventh. When followed by *m*, the down-stroke is always used; as  room,  charm.

READING EXERCISE VI.



WRITING EXERCISE VI.

Repel, retir, redem, redi, ratifi, rava, pqrri, derjd, ariv,
urj, ert; raf, rak, riketi.

Boro, feri, ivori, teori, kari, memori, rotari, tuoli, mer,
demur, admjr.

Random, reform, rapk, reanimar, adorig.

Boroer, borer, barier, inferior, naroe, kurier, miror, derer,
ferer, karer.

[Down-stroke R.] Rem, rijm, remedi, remov.

RULES FOR WRITING *L* AND *SH*.*

31. *L* and *sh* may be written upward or downward without any change of form; and in vocalizing, or reading, the direction in which they were made, as in the case of the up-stroke *r*, will be known by their connection with other consonant signs; as *C* long, *∩* leave, *∩* shop, *∩* shawl.

32. The following rules will guide, as near as possible, to the most approved use of *l*:

First. When *l* is the initial letter of a word, and followed by *k*, *g*, or *m*, the up-stroke *l* is employed; as *∩* like, *∩* league, *∩* limb. But if a vowel precedes, the down-stroke is used, as *∩* alike, *∩* helix. When other consonants follow *lk*, *lg*, *lm*, the *l* may be written either upward or downward.

Second. Immediately before and after *n* and *ng*, the down-stroke is employed; as *∩* nail, *∩* link. If a down-stroke letter is to follow *l* after *n*, the up-stroke *l* must be employed; as *∩* analogy, *∩* annihilate.

Third. When *l* is the final consonant in a word, and preceded by *f*, *v*, or upward *r*, without a final vowel, it is written downward; as *∩* feel, *∩* revile, *∩* moral. But if a vowel follows, the up-stroke is used, as *∩* folly, *∩* rely.

Fourth. After *n* and *ng*, a final *l* is always written downward, even though followed by a vowel, as *∩* lonely, *∩* kingly.

Fifth. Final *l*, following all other consonants but *f*, *v*, up stroke *r*, *n* and *ng*, is written upward, whether a vowel follows or not; as *∩* peal, *∩* cool, *∩* mail.

* The same remarks will apply to these rules as are given in a note on the preceding page.

AND SH.*

upward or downward
vocalizing, or read-
made, as in the case
by their connection
long, *leave*, *le*

le, as near as possi-

r of a word, and fol-
e *l* is employed; as
ub. But if a vowel
e *alike*, *helu*.
g, *lu*, the *l* may be

after *n* and *ng*, the
il, *link*. If a
er *n*, the up-stroke *l*
y, *annihilate*.

onant in a word, and
out a final vowel, it
revile, *mail*
up-stroke is used, as


l is always written
a vowel, as *lonely*,

consonants but *f*, *v*,
ard, whether a vowel
cool, *mail*.

as are given in a note on

33. *Sh* is usually written downward; before *l*, however,
and after *f* and *v*, it is nearly always written upward;
as *shelf*, *fish*, *lavish*.

READING EXERCISE VII.



WRITING EXERCISE VII.

NOTE.—In this exercise and the next one, up-stroke *r* and *sh*, and
down-stroke *l*, will be indicated by italic letters.

Lek, *lik*, *luk*, *log*, *lom*, *legasi*.

Lqng, *lapk*, *lep^t*, *lep^hili*, *linsi*, *lung*, *feliq*;—*anu^l*, *oni^l*,
kanal;—*analitik*, *analoji*, *enlqrj*;—*fj^l*, *fo^l*, *vi^l*, *unfalip*, *revel*,
unval.

Rel, *real*, *ra^l*, *re^lm*, *karo^l*, *baro^l*, *peri^l*.

Felo, *fali*, *vali*, *rali*, *reali*, *realiti*;—*meni^l*, *feliy^li*, *luviy^li*;
—*fil^l*, *fel*, *falo*;—*daf*, *navif*, *efifensi*, *defifensi*.

Relif, *fo^llif*, *publif*, *polif*, *abolif*, *rasli*.

VOWEL WORD-SIGNS.

34. By a *word-sign* is meant the use of a single character of the alphabet to represent an entire word. This scheme is resorted to that the penman may attain greater speed in writing; and those words are chosen thus to be represented which occur the most frequently in composition; twenty-five of them actually constituting one-fourth of any given chapter or discourse, and one hundred of them amounting to almost half. The signs are so chosen as to suggest, generally, the words they represent. Words thus represented are called *sign-words*, when we wish to distinguish them from other words.

the	a	and, an	I	how	
all	two	already	oh	ought	who
of	to	or	but	on	should

35. Only two places, the first and last, or above and on the line, are used in writing the vowel word-signs, because without a consonant it would be impossible to determine between a first and second-place position. If the word to be represented contains a first-place vowel sound, the sign is written above the line; if a second or third-place, it is written on the line. No confusion arises from bringing second-place vowels down to the third position, since, when the second-place sign is thus transferred, the third-place sign is not used as a word-sign, and when the third is used the second is not.

WRITING EXERCISE VIII.

NOTE.—In the following and a few subsequent exercises the sign-words thus far introduced will be indicated by being enclosed in quotation marks. As additional ones are spoken of, they will be indicated in the same way.

When *the* may be united with a preceding word, they will be connected by a hyphen.

Çariti tariet lop; hijled muq rop; qeriset 'no' li; aperet holliluvil amuy us. 'Te' ert 'and' 'de' ar. A livli 'and' hapi, 'but' gidi, bo. F o nutiy. 'Te' het 'ov-de' fir. G o 'tu-de' dor.

He 'ma' rjt 'el-de' tijm. Ia 't' 'on-de' fell. G o 'tu' 'mj' fop 'and' rjt 'de' bel. C jadi parq 'and' kōtiy fser. 'Ma' hqrmōni lop abji 'in' 'er' qurg.

Follif bōl 'hē' dqr 'he' lavif 'mj' muni 'on' 'so' vifus a polsi? 'O' 'hō' 'no' 'de' rjt 'ad' 'dō' 'it.'

REVIEW.—(26.) Which are the letters that may be written either upward or downward? (27.) Explain the up-stroke *r* as compared with *ā*. (28.) In words containing more than one consonant, how is up-stroke *r* distinguished from *ā*? (29.) Where are the first and third place vowels put to the up-stroke *r*? (30.) Give the first rule for writing *r*; the second, ditto; third; fourth; fifth; sixth; seventh? (31.) How is it determined when the strokes *ā*, *r*, *l* are written upward? (32.) Give the first rule for writing *l*; the second; third; fourth; fifth? (33.) Under what circumstance is *ā* nearly always written upward? (34.) What is a word-sign? Explain the difference between a word-sign and a sign-word. (35.) What is the word represented by the first place heavy dot? The third place heavy dot? Third place light dot? The diphthongs? What three words does the first place heavy dash represent? What three the third place heavy dash? What three the first place light dash? What three the third place light dash? (36.) What is the practice in writing *the* after other word-signs.

E VIII.

quent exercises the sign-words being enclosed in quotation they will be indicated in the word, they will be connected

erified 'no' il; apereb holl
A livli 'and' hapi, 'but'
e' fir. Gō 'tu-de' dor.
de' felf. Gō 'tu' 'mj' fop
kōlij f'or. 'Ma' hqrmōnl

muni 'on' 'so' vj'us a pol-
'it.'

at may be written either up-
-stroke r as compared with *ch*.
nonsonant, how is up-stroke r
the first and third place vowels
at rule for writing r, the sec-
nd? (31.) How is it determined
nd? (32.) Give the first rule
nd? (33.) Under what circum-
stances? (34.) What is a word-sign?
sign and a sign-word. (35.)
place heavy dot? The third
The diphthongs? What three
essent? What three the third
place light dash? What three
is the practice in writing *the*

Lesson 5.

























THE CIRCLE *s* AND *z*—*oom, oon, ing, and mp*—
CONSONANT WORD-SIGNS.






The fact that *s* and *z* represent sounds of very frequent recurrence, renders it necessary, in order to secure the greatest brevity and beauty in writing, that they be furnished with an additional sign. Indeed, each subsequent chapter of these lessons is but to introduce some more abbreviated method of writing; which, while it seems to render the system more complex, adds to it new beauty as well as value.

37. The second forms for *s* and *z* are, a small circle, made light for the first, and thickened on one side for the latter; thus, *o s, o z*; the thickening of the *z*-circle, however, is scarcely ever necessary, as the sense will nearly always indicate whether the circle should be *s* or *z*. Where great precision is requisite, the stroke *z* should be used.

The circle is used much more frequently than the stroke *s*; it is employed, however, only in connection with stroke consonants, except as a word-sign. The table on the following page will assist the learner in fixing in his mind the peculiar connection the circle has with each long sign; it will also be of service for reference, in writing out the exercises in the lesson.

TABLE OF THE CIRCLE S.

 sp	 st	 sch	 sk
 sb	 sd	 sj	 sg
 sf	 sth	 ss	 ssh
 sv	 sth	 sz	 szh
 sl	 sr	 sr	
 sm	 sn	 sng	 sw
			 sh

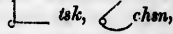

38. The stroke *y* never takes an initial circle, because not needed; it is used on its termination, however. The table presents the circle written only at the initial end of the strokes, whereas it may be written at either end, according as it is desired to read before or after the stroke; thus,  *ps*,  *ks*,  *ws*,  *hs*; and it may also, of course, be written between two strokes; thus,  *kt, sn*.

39. The learner must observe the following rules in writing the circle:

First. On all the straight vertical and inclined strokes it is written on the right-hand side, both beginning and end.

Second. On the straight horizontal signs, which include the up-stroke *r*, since it is nearer horizontal than vertical, it is written on the upper side.

Third. It is written on the inner or concave side of all the curved signs. Compare the foregoing with the table.

Fourth. When it comes between two consonants it is turned in the shortest way; thus,  *tk, chsn*,  *mn*.

CIRCLE S.

sch — sk
 sj — sg
) ss — ssh
) sz — szh
 / sr
) sw / sh

an initial circle, because
 mination, however. The
 only at the initial end
 written at either end,
 read before or after the
 ws, /hs; and it may
 gen two strokes; thus,

e the following rules in

cal and inclined strokes
 de, both beginning and

zontal signs, which in-
 nearer horizontal than
 er side.

ner or concave side of
 the foregoing with the

n two consonants it is
 thus, /tsk, /chm,

40. In vocalizing words in which the circle s is used, the vowel-signs are to be placed to the strokes before which or after which they are heard, without any reference to the circle. As rules to assist the learner in reading words containing the circle s, the following observations are sufficiently explicit:

First. If there is an initial circle, it is *always* read first, and then the vowel that precedes the stroke, and lastly the stroke itself, as / seat, — sack, / soul.

Second. If no vowel precedes the stroke, the circle, stroke, and following vowel are read, in the order named; as / spy, /-stow, — scale.

Third. When the circle terminates a word, it is *always* the last to be read; as, / this, — goes, / looks, / seems, / enjoys, / suppose; when written between two strokes, its relation to the vowels is *always* evident, as will be seen in examining / lessen, /v/ excite.

READING EXERCISE IX.

Handwriting practice showing various combinations of the circle s and z with vowels and consonants, including examples like / seat, / looks, / seems, / enjoys, / suppose, / lessen, /v/ excite.

WRITING EXERCISE IX.

Sip, sop, sap, sop, eet, sjd, set, set, sej, sug, sek, sok, sav,
 sjd, sst, sez, saj, ser, sst, sel, sol, sam, sum, sijn, son, sij,
 supk.

Spi, sta, ski, sla, slo, slj, sno. Pes, daz, qez, jez, gas,
 fez, vis. His, doz, foz, raz, ris, rz, las, mis, nis.

Spek, spok, skem, ster, step, slak, smok, smol, snal, sipk.
 Besto, beset, task, itself, spas, spesij, skiz, sikst, apkjus,
 sedijus, risk, resjt, rezn, denjz, eolas, holines, qozn, mason.

41. There are four cases where the long *s* or *z* must always be employed: First, when it is the only stroke consonant in a word; as, *ace*, *ease*, *so*. Second, when it is the first consonant and preceded by a vowel; as *ask*, *escape*. Third, when two distinct vowel sounds come between the *s* and following consonant; as in the word *science*. Fourth, when *s* or *z* is the last consonant in a word and followed by a vowel; as *also*, *palsy*. Fifth, when *z* commences a word; as *zeal*, *Zion*.

42. When the sound of *s* or *z* is heard twice in the same syllable, either of two forms may be used, *ss* or *sz*; if the last sound is that of *z* the circle should be made first and the stroke be written heavy; thus, *size*.

43. When the indistinct vowel *i* or *e* comes between *ss* or an *s* and a *z*, or between *zz*, in the middle or at the end of a word, the syllable is represented by a circle double the usual size; thus, *pieces*, *chooses*, *suffices*, *necessary*. It should never begin a word, as in *system*. In the word *exercise*, it is allowable to put the diphthong *I* in the double circle, thus, *exercise*.

IX.

t, sej, sug, sek, sok, sav,
ram, sum, sijn, son, sip,

Pes, daz, qez, jez, gas,
las, mjs, njs.

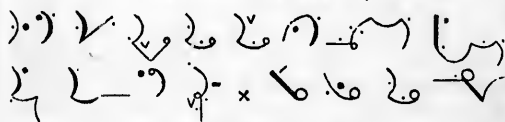
smok, smol, snal, sigk.
sif, skiz, sikab, apkjus,
holines, gozn, mason.

the long s or z must
it is the only stroke
) ease,)-so. Second,
preceded by a vowel;
d, when two distinct
and following conso-
Fourth, when s or z is
followed by a vowel;
when z commences a

is heard twice in the
may be used, ss,) or
z the circle should be
en heavy; thus,) size.
el i or e comes between
in the middle or at the
represented by a circle
pieces,) chooses,)
never begin a word, as
is allowable to put the
thus,)

44. The circle is used as a word-sign for *is*, written above the line, thus, ^o; and for *as*, written on the line, thus, o; with the dot aspirate prefixed they become ^o his, .o has.

READING EXERCISE X.



WRITING EXERCISE X.

Isa, jsi, aslep, espzal, asjnz, sjonz;—bizi, spisi, lazi,
hersa, ekselensi, obstinasi, epilepsi, sufi'ensi;—zooloji, zero,
zelushi, zigzag.

Ses, ses, sisorz, sizm.

Basis, bas, qozez, kisez, diskusez, visez, xusez, relesez,
egzist, pozesor.

THE PREFIXES COM AND CON—THE AFFIX ING.

45. For the sake of rendering Phonography as brief as possible, a few arbitrary signs are used, for the representation of prefixes and syllables in such words as would be inconvenient to write out in full. Thus, a light dot placed at the beginning of a word expresses the prefix *com* or *con*; as, ^o condemn, ^o console; ^o compare.

46. A similar dot placed at the end of a word is used to represent the termination *ing*, when a separate syllable; as, | aiding, | living. Ring, thing, bring, &c., are written with the stroke ^o. It is often more

convenient, especially when following the circle *s* or upstroke *r*, to write the alphabetic *ng*; as *passing*, *confessing*, *rising*; and after *b*, *bl*, *br*, *th*, *m*; as, *nothing*, *seeming*. Generally is written for *ings*; as *beings*, *rejoicings*. A large dot may be used when more convenient; as *doings*, *headings*.

47. *MP.*—The stroke for *m* is the only one that is not given in the alphabet heavy as well as light; and in order to make good use of all the means the alphabet affords, this stroke written heavy is made to represent the not unfrequent combination of *m* with *p*, either at the beginning, middle, or end of a word; thus, *empire*, *temporary*, *lamp*.

WRITING EXERCISE XI.

Komit, kompoz, kompil, kompozip, kombat, kontaminat, kontenfus, konvinsip, konva, konspir, konspirasi, konsolatori, konsulsiip, konservatizm, konfusues;—paip, hopip, diip, etip, goip, herip, ferip.

Pump, temp, temporal, damp, jumpip, rump, tump, simplif, simplisiti, egzempl, romp, limp.

CONSONANT WORD-SIGNS.

On the following page is given an alphabetic arrangement of all the simple consonant word-signs. Let them be copied a few times in the order presented, which, in connection with the powers of the letters, will enable the mind to recollect the words for which they stand. The circle *s* may be added to any consonant sign for the formation of plural nouns, or the third person singular, present tense, of verbs; thus, *things*, *advantages*, *comes*, *thinks*.

ving the circle s or up-
o ng; as *passing*,
d after *b, bl, br, th,*
ming. Generally
rejoicings. A
convenient; as *do-*

s the only one that is
s well as light; and in
no means the alphabet
is made to represent
of *m* with *p*, either at
of a word; thus, *lamp*.

SE XI.

tip, kombat, kontaminat,
kospirasi, konsolatori,
-pai, hopip, djip, etip,

mpip, rump, dump, sim-

-SIGNS.

an alphabetic arrange-
word-signs. Let them
er presented, which, in
he letters, will enable
for which they stand.
consonant sign for the
third person singular,
things, advantages.

CONSONANT WORD-SIGNS.

up		it	/	which	—	{ kingdom
						{ come
be		do	/	advantage	—	{ give-n
						{ together
for	(think)	so		shall
have	(them)	was		usual-ly
	(will)			are
{ me, my	{	in	{	thing		
him	to	to	language			
	way	your.				

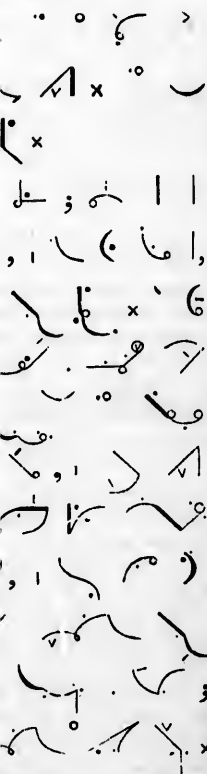
48. In the above, and all other lists of word-signs, when a word is printed with a hyphen, as *give-n*, the sign will represent either the whole word, or only so much as precedes the hyphen, which is, by itself, another word; thus, — is either *give* or *given*. Such words being nearly alike in sound, and yet different parts of speech, or otherwise incapable of being taken one for the other, cause no difficulty to the reader.

49. Inasmuch as the horizontal strokes do not fill the space which a line of writing occupies, they are made to represent two words, as in the case of the vowel word-signs, one above the line and the other on the line—those written above the line containing first-place vowels; those on the line, second or third-place.

50. There are but three exceptions to this rule of position, (See §16,) namely: *any*, though its accented vowel is second-place, is written above the line, so that if left unvocalized it will not be confounded with *no*; *him*, containing a first-place vowel, is written on the line to keep it from being confounded with *me*; *men* is written above, to keep it clear of *man*, on the line.

READING EXERCISE XI.

. ٤ ٠ ا ٠ ٤ x ٠ ٠ ٤ >
 ٤ x ٠ ٠ ٤ ٠ ٤ ٠ ٤ x ٠ ٠
 ٠ ٤ ٠ ٠ ٤ ٠ ٤ x
 . ا ا ٠ ٠ ٤ ٠ ٠ ٤ ٠ ٠ ٤
 ٤ ٠ ٤ ٠ ٤ ٠ ٤ ٠ ٤ ٠ ٤
 ٠ ٤ ٠ ٤ ٠ ٤ ٠ ٤ ٠ ٤
 ٤ ٠ ٤ ٠ ٤ ٠ ٤ ٠ ٤ ٠ ٤
 ٠ ٤ ٠ ٤ ٠ ٤ ٠ ٤ ٠ ٤
 ٤ ٠ ٤ ٠ ٤ ٠ ٤ ٠ ٤ ٠ ٤
 ٠ ٤ ٠ ٤ ٠ ٤ ٠ ٤ ٠ ٤
 ٤ ٠ ٤ ٠ ٤ ٠ ٤ ٠ ٤ ٠ ٤
 ٠ ٤ ٠ ٤ ٠ ٤ ٠ ٤ ٠ ٤
 ٤ ٠ ٤ ٠ ٤ ٠ ٤ ٠ ٤ ٠ ٤



WRITING EXERCISE XI.

Ƒ ljk 'nø' 'kɪpɔm' 'az' j 'dø' a republik. Ƒ'Dø' dɑ 'hɪk' dɑ 'wɪl' 'kum' 'up' 'tu-dø' mɔrk. U fɛɪj 'ov' o 'ʃud' fɪ/ dɪ sɔl 'ɪn' dɪs hɔli hɛs. Asperɪti lɔzɛz 'dø' gɛf 'ov' 'ɪs' dɛzɪnz. 'Hɪz' lɑzɪnɛs 'ɪz' ɛkɛsɪv; 'hø' dɪslɪks 'hɪz' buks. 'Hɪz' fɑnsɪ ɪz 'yugʊɑli' rɪg, 'and' 'hɪz' dɛzɪnz fʊl 'ov' lɪf. Ƒ'Haz' dɪs juɟ 'nø' juʃtɪs. Onɛstɪ 'ɪz' rɪt polɪst. 'Øl' ɛskɑp 'tu-dø' sɪtɪ 'ɪz' hɔplɛs.

Ƒ'ʃad' 'dø' nɑm 'bø' put 'on-dø' ɛtsɪd 'and' 'on-dø' tɔp 'ov-dø' bɔks. Ƒ'Hɪz' mɛnɪ 'qɪ' 'tu' gɔ. 'ɪv' 'ɪz' 'tø' muɟ 'tu' dɪvɪd amuɟ 'dɛm'. Lɪsn 'tu-dø' lɛsɔn, 'and' 'bø' bɪzɪ, 'az' a bɔ 'ʃud' 'bø' 'hø' ɑspɪrɪz 'tu' 'bø' ɑt 'dø' hɛd 'ov-dø' skɔl. Sɪnsɛr sɔrɔ 'ɪz' ɛzɪlɪ sɛn bɛsɪd fɔls. Sɔfɑl lɪf 'gɪvz' muɟ hɑpɪnɛs.

Uʃk 'nø' fɑsɪlɪtɪ 'ɪn' bɪznɛs ɑfɑrɪz, unlɛs 'ɪt' 'bø' nɛsɛsɑrɪ. Sʊnɛt sɛnɛrɪ ʃɔz rɪɟ kulɔrɪz 'and' hɑndsum ʃɑdɪz; 'and' 'ɪt' gɑnɟɛz ɪntu mɛnɪ vɑrɪd fɔrmz. Rɪɟɛz 'qɪ' sɛt bɪ sʊm, 'az' 'dø' gɛf hɑpɪnɛs 'ɪn' dɪs lɪf, bɛkɛz rɛɑlɪ nɛsɛsɑrɪ, 'az' dɑ sʊpɔz.

REVIEW.—(37.) What are the second forms for *e* and *z*? (38.) Where may the circle be written? (39.) On which side of the vertical and inclined strokes is it turned? Which side of the straight horizontals? Which side of all the curves? How is it written between two strokes? (40.) How are strokes having an *e*-circle vocalized? If there be an initial circle and preceding vowel, what is the order of reading? If vowels both precede and follow, what is the order? (41.) How many cases are there where the stroke *e* must be used? What is the first? second? third? and fourth? (42.) How should the *es* in the same syllable be written? How *ez*? (43.) What syllables does the double circle represent? What is the exception? (44.) What are the sign-words for the circles? (45.) What are the prefixes? (46.) What is the affix? When is it more convenient to write the alphabetic *ny*? (47.) What is the signification of *m* made heavy? (48.) Give the words for the first eight consonant signs; for the next eight; for the next seven. (49.) What is the rule for writing words whose only consonant is a horizontal one? (50.) What are the three exceptions?

Lesson 5.

IMPROPER DIPHTHONGS — W-HOOK — TRIPHTHONGS.

51. The improper diphthongs are so termed because they consist of the union of consonants with vowels; namely, *w* and *y* with each of the twelve vowels;—the improper triphthongs are the union of *w* with the diphthongs *i*, *e*, and *ɜ*. The fact that *w* and *y* never occur in English except before vowels, and thus occur so frequently, induced the inventor of Phonography to represent each of the combined sounds by a single letter, and thus save time and space for the writer.

W-SERIES.

THE DOT GROUP.			THE DASH GROUP.	
long.	short.		long.	short.
we	wi		we	wo
wa	we		wo	wu
wɛ	wa		wɔ	wu

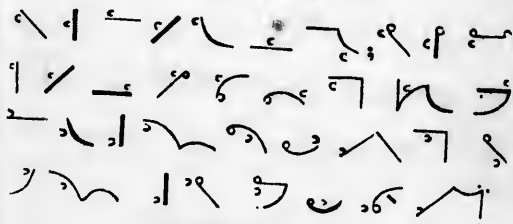
52. To obtain suitable characters for the representation of the *w*-series, a small circle is divided perpendicularly, thus \circ^{\cdot} , the first or left-hand half of the circle representing the union of *w* with the first, or dot series of vowels; and like them it is made heavy for the long sounds; as $\overset{\cdot}{\curvearrowright}$ *weep*, $\overset{\cdot}{\curvearrowleft}$ *wage*, $\overset{\cdot}{\curvearrowright}$ *quam*; and light for the short; as $\overset{\cdot}{\curvearrowright}$ *witch*, $\overset{\cdot}{\curvearrowleft}$ *dwelling*, $\overset{\cdot}{\curvearrowright}$ *wag*.

53. The second half of the circle represents the union of *w* with the second, or dash series of vowels, heavy and light; as *warm*, *wove*, *woof*, *watch*, *worm*, *would*.

54. The first place sign of the second series of diphthongs, both long and short, when followed by *k*, upstroke *r*, or *n*, is written in connection with such consonants; thus, *walk*, *war*, *wan*.

55. These signs should be written as small as they well can be and preserve distinct semi-circles; and, like the proper diphthongs, they must always be written vertically, and not change with the different inclinations of the consonants.

READING EXERCISE XII.



WRITING EXERCISE XIII.

Wek, wat, wav, weknes, bewal, swar, aswaj, wajej;—widb, wet, wqft, wiked, swel, kwak, ekwiti, akwies, reliqkwif.

Weker, wok, woad, werml, kwota, kworum;—wog, wad, wojij, ekwoid, ewomp.

Werlijk, worfar, wert, wekipstik.

DASH — TRIPHTHONGS.

are so termed because
sonants with vowels;
twelve vowels;—the
n of *w* with the diph-
t *w* and *y* never occur
, and thus occur so
of Phonography to
sounds by a single
pace for the writer.

THE DASH GROUP.

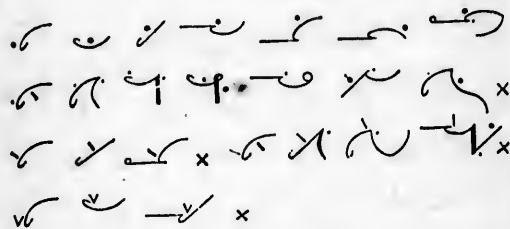
long.	short.
we	wo
wō	wu
wō	wū

ers for the representa-
is divided perpendicu-
and half of the circle
the first, or dot series
de heavy for the long
— *quam*; and light
well, — *wag*.

56. THE W-HOOK.—The half circle, light, is joined to the first end of *l*, up-stroke *r*, *m*, and *n*, to represent the simple sound of *w*; the stroke to which it is written is then vocalized as in the case of the *s*-circle; thus, *wal*, *worry*, *womanly*, *wanc*.

57. The alphabetic sign must always be employed when *w* is the only consonant in a word, (except in the word-sign 'we;') and in words that commence with a vowel, followed by *w*; and also when *w* is followed by *s*; thus, *woe*, *awake*, *Wesley*.

READING EXERCISE XIII.



WRITING EXERCISE XIV.

Walip, wel, wilipli, Wilson, kwel, ekwali;—Woles, wali;—weri, bewar, warhss, werisum;—kworel, wurk, wurkman-sip, wurjip, wurbles, wurbili.

Wompum, wumanjik, skwemifnes;—windo, kweng, twenti, twinj, entwijn. Wir, kweri, inkwir, wel-beij, skwolor, elo-kwens, ekwanimiti.

Wø, awar, wjzli.

rele, light, is joined to
 and *v*, to represent the
 which it is written is
 the *s*-circle; thus, *y*
y, *wanc*.
 always be employed
 a word, (except in the
 that commence with a
 when *w* is followed by *s*;
Wesley.

EXERCISE XIII.











EXERCISE XIV.




l, ekwali;—Woles, wuli;
 -kworel, wurk, wurkman-
 es;—windo, kweng, twenti,
 r, wel-beig, skwolor, elo-

TRIPHTHONGS.

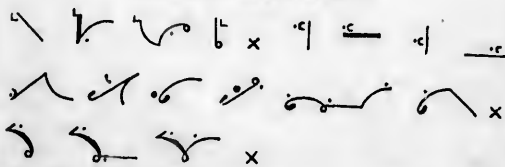
ʼ|wi ʼ|wɔ ʼ|wɛ

58. The characters with which to represent the combination of *w* with the diphthongs, are obtained by dividing a small square thus, ; the left-hand right-angle, in the first position, representing the triphthong *wi*, the other, in the first position, *wɔ*, and in the third, *wɛ*; thus,  *wife*,  *quoit*. Since the introduction of the *w*-hook to *r*, *l*, *m*, *n*, the *wow* character is not needed in writing English. Sometimes  may be connected with the following consonant; as  *wide*,  *wife*.

59. By placing the aspirate before these improper diphthongs and triphthongs, we get the proper representation of the first two sounds in such words as *wheat*, *whig*, *while*, (the *w* coming before the *h* in the old orthography being an inversion of the order of the elements in speaking the words;) thus,  *wheat*,  *whig*.

60. When the *w*-hook is used, the aspirate is indicated by making the hook heavy; thus,  *wheel*,  *wherefore*. But when the alphabetic *w* is employed, the aspirate is indicated by a small tick, thus,  *whiz*.

READING EXERCISE XIV.



WRITING EXERCISE XV.

Wjvz, kwjet, wjdes, kwjetnes, kwot, Irikwō.


Hwlp, hwjt, hwgeri;—hwarbj, hwarwid, hwarat, hwerlpol,
 enihwar, noihwar;—hwelbaro, hwelrit, hwaler, hwimzikaliti,
 hwelm;—hwens, hwju;—hwisker, hwisler.

W WORD-SIGNS.

c	c	c	c	c
we	were	with	what	would
L	L	c	c	c
why	while	when	one	where well

61. These word-signs, like the simple vowel-signs, are to be written above or on the line, as their positions in the table indicate.

READING EXERCISE XV.



EXERCISE XV.

wot, Irikwo.
 qarwid, hwarat, hweripol,
 it, hwaler, hwinzikaliti,
 wvisler.

NS.
 ,
 ,
 what would
 / /
 one where well

the simple vowel-signs,
 e line, as their positions

EXERCISE XV.

Handwritten examples of vowel signs and their positions on a line, including various diacritics and symbols.

EXERCISE ON IMPROPER DIPHTHONGS.

Handwritten examples of improper diphthongs, showing various combinations of letters and vowel signs.

WRITING EXERCISE XVI.

Bewar ov-de' win kup. O wiz gos. 'We' 'wud' 'be' hapi
 wid' 'hiz' kumpani. 'Hwɪ' 'jud' 'we' kil 'and' et swɪn?
 'Hwot' 'iz' 'hiz' wɪf, 'and' 'hwar' 'wud' 'he' go? 'Hwɪ', qɪ
 'hwɪ', 'mɪ' sol, dis apgwɪf.

ɛ go awa 'hwar' apzɛti 'and' wɔ 'dɔ' 'not' asal onɪ 'wun'.
 'Wud' j 'wɛr' at hom. Wor wurks mizeri, 'hwɪ' pes 'gɪvz'
 kɔm repɔz 'tu' 'ɔl'.

Y-SERIES.

THE DOT GROUP.		THE DASH GROUP.	
long.	short.	long.	short.
y ^o e	y ⁱ e	y ^o e	y ^o
y ^a	y ^e	y ^o	y ^u
y ^q	y ^a	y ^o	y ^u

62. To obtain characters to represent the *y*-series of improper diphthongs, the small circle is taken and divided horizontally, thus, $\frac{\circ}{-}$; the under half represents the dot group of vowels, and is made heavy for the long sounds; as, $\frac{\circ}{-}$ year, $\frac{\circ}{-}$ Yale, $\frac{\circ}{-}$ Yuzoo; and light for the short; as, $\frac{\circ}{-}$ yis, (a common but not approved pronunciation of *yes*), $\frac{\circ}{-}$ yell, $\frac{\circ}{-}$ yam; the upper half represents the union of *y* with the dash group of vowels, heavy and light; as, $\frac{\circ}{-}$ yawl, $\frac{\circ}{-}$ yoke, $\frac{\circ}{-}$ use; $\frac{\circ}{-}$ you, $\frac{\circ}{-}$ young; *y* never occurs before *u*, in the English language.

63. In writing, the same rules must be observed in regard to these signs as with the *w*-series. (§52.)

64. WORD-SIGNS.— $\frac{\circ}{-}$ ye, $\frac{\circ}{-}$ yet, $\frac{\circ}{-}$ beyond, $\frac{\circ}{-}$ you.

READING EXERCISE XVI.

$\frac{\circ}{-}$ ye, $\frac{\circ}{-}$ yet, $\frac{\circ}{-}$ beyond, $\frac{\circ}{-}$ you.

THE DASH GROUP.

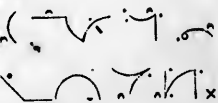
long.	short.
yo	yo
yo	yu
yo	yu

represent the y-series of
 circle is taken and
 the under half repre-
 d is made heavy for the
 ale, *Yazoo*; and light
 mon but not approved
yam; the upper
 with the dash group of
yawl, *yoke*, *use*;
 occurs before *u*, in the

es must be observed in
w-series. (§52.)

beyond, you.

EXERCISE XVI.



EXERCISES ON IMPROPER DIPHTHONGS.

WRITING EXERCISE XVII.

Yerli, yen, yerlip, yeloif, yelpip, yomanri, Yokigani, yupif,
 Nu Yerk, huj, sut, amuz, redus, duti, refuz, kontumeli,
 annual.

'De' yot 'ov' sr komuniti 'jad' eq gax sum far egzempl,
 'and' folo 'it' kontinyualt. Pur simplisiti 'givz' me jor. His
 Manyal 'jad' 'be' 'yar' gid. 'It' 'iz' a wurk 'ov' yutiliti.

READING EXERCISE XVII.



WRITING EXERCISE XVIII.

Ny York 'iz' a popyulus siti. 'Yø' 'nø' 'hø' i am 'yet' i am at a los 'tu' spek 'yør' nam. Hynaniti 'fad' liv 'in' pes 'az' 'wun' komuniti; da 'fad' dwol 'tageder' 'in' 'el-dø' e' b 'in' harmoni and liv. If 'yø' mak falyq'rz 'in' diti, 'yø' 'wil' resev 'de' laf 'ov' justis. 'Te' nyz-bo amuzez himself 'hwij' wøkip. Hø yes! hø yes! sez 'de' yup bel-riger. 'Te' yok 'ov-dø' oks 'iz' hevi; 'it' gølz 'hiz' nek dis worm da. 'In' daz 'ov' yør, 'hwen' 'we' 'wø' yup.

'We' 'yuzqali' 'giv' 'dem' at 'sz' 'for' slepig, ten 'for' wurk, 'and' siks 'hwic' da 'ma' 'imprøv' 'in' eni 'wu'. 'De' böz i am tegij 'qr' dezjrus 'ov' 'imprøvment'; da sem 'ta' 'bipk' 'in' dis 'wa'—'hwot' 'iz' wurd døjp at 'ol' 'iz' wurd døjp 'wel'. E hop da 'wil' olwaz liv 'up' 'ta' dis maksim, 'so' 'fal' da 'hav' sukses 'in' lij. Sun, 'giv' 'me' 'yør' er, 'and' i 'wil' teg 'yø' 'de' 'wa' 'ov' lij. Lepb 'ov' daz 'iz' 'givn' us 'for' sofal 'and' reljus 'imprøvment'.

REVIEW.—(51.) Explain the improper diphthongs, the triphthongs. (52.) How are those of the *w*-series represented? Which series of vowels, combined with *w*, does the left-hand half of the circle represent? (53.) What are the sounds of the right-hand half of the circle? (54.) To what consonants may the signs for *waw* and *wø* be written without lifting the pen? (55.) How should these signs be written? (56.) To what strokes does the *w* semi-circle connect and form a hook? On which side of the up-stroke *r* is it written? How does it differ in power from the improper diphthongs? (57.) When must the alphabetic *w* be employed? (58.) Describe the representation of the triphthongs. (59.) What is the phonographic representation of *wA*? (60.) How is the *w*-hook aspirated? (61.) Designate the first line of word-signs; the second. (62.) What are the signs to represent the *y*-series? Which half of the circle represents the dot series? What are their sounds? What are the sounds of the upper half? (63.) How are they to be written to the consonants? (64.) What are the word-signs?

6
reac
into
liqu
form
Tak
obse
so in
form
two
one
in P
66
sent
tinet
The
writt
67
word
writte
this i
nation
advan

XVIII.

w' 'no' 'hø' i am 'yet' i
 naniti 'fad' liv 'in' per
 tageder 'in' 'el-de' erð
 falyqrz 'in' diti. 'yø'
 qz-bø amuzer himself
 de' yup bel-riper. 'de'
 nek dia werm da. 'in'

r' slepip, ten 'fer' wurk,
 ni 'wa'. 'de' böz i am
 a sem 'tu' 'bipk' 'in' dis
 wurð döip 'wel'. F hop
 'so' 'fal' da 'hav' suk-
 and' i 'wil' teg 'yø' 'de'
 us 'fer' sojal 'and' re-

iphthongs, the triphthongs.
 ed? Which series of vowels,
 the circle represent? (53.)
 f the circle? (54.) To what
 writon without lifting the
 en? (55.) To what strokes
 ook? On which side of the
 in power from the improper
 etio w be employed? (58.)
 s. (59.) What is the pho-
 w is the w-hook aspirated?
 the second. Which half of the
 heir sounds? What are the
 ey to be written to the con-

LESSON 6.

INITIAL HOOKS—THE L-HOOK EXPLAINED.

65. A peculiar characteristic of *l* and *r* is, that they readily unite with preceding consonants—they flow back into them, as it were; and hence their classification as liquids. This union, though a kind of double sound, is formed by little more than a single effort of the voice. Take, for illustration, the two words *play* and *pray*, and observe how simultaneously the *pl* and *pr* are spoken; so in the termination of the words *title* and *acre*; in the former class of words no vowel sound comes between the two consonants, of course; in the latter a very indistinct one is heard, but which it is not necessary to represent in Phonography.

66. The most philosophical and brief way of representing these combinations is undoubtedly by some distinct and uniform modification of the simple letters. The modification adopted for the *l* is that of a hook written thus:

$\backslash p, \backslash pl; \quad | t, | tl; \quad \backslash f, \backslash fl, \text{ etc.}$

67. As the long consonants are heard first in the words, consistency would seem to require that they be written first and the hooks afterward; but the reverse of this is the case, for the reason that hooks on the termination of strokes may be more philosophically and advantageously employed for other purposes; and be-

sides, *pl*, *tl*, *kl*, *fl*, &c., being considered single sounds almost, the stroke and the hook must be regarded as an indivisible sign; they should actually be spoken as such in spelling and reading, i. e., as the final syllables in *apple* (*pl*), *little* (*tl*), *muffle* (*fl*), *fiddle* (*kl*); and not as *p, l*; *t, l*; *f, l*; *k, l*. A distinction is thus made between *p, l* pronounced as two letters, and *pl* pronounced as one; the former suggests \checkmark , and the latter \setminus .

68. To assist the pupil in remembering these hooks, it may be observed, that if the left hand be held up, with the first finger bent, the outline of *tl* will be seen; and by turning the hand round in the various positions assumed by the letters, *p, t, ch, k*, all the double consonants of the *pl* series will be formed; thus,

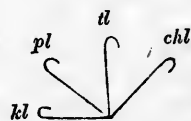
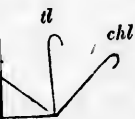


TABLE OF THE L-HOOK.

\setminus pl	\uparrow tl	\swarrow chl	$_$ kl
\setminus bl	\uparrow dl	\swarrow jl	$_$ gl
\setminus fl	\uparrow thl	\swarrow shl	} struck up.
\setminus vl	\uparrow thl	\swarrow zhl	

69. The hook is first turned, and then the long consonant struck in the usual manner. The *l*-hook, like the *s*-circle, is made on the right-hand side of the vertical and inclined straight strokes, on the upper side of the straight horizontals, and on the inside of the curves.

dered single sounds
 st be regarded as an
 ly be spoken as such
 he final syllables in
 kkle (kl); and not as
 is thus made between
 and pl pronounced as
 d the latter \ .
 mbering these hooks,
 ft hand be held up,
 ne of ul will be seen;
 the various positions
 all the double conso-
 ed; thus,



HOOK.

chl — kl
 jl — gl
 shl } struck up.
 zhl }

and then the long con-
 nner. The l-hook, like
 -hand side of the verti-
 , on the upper side of
 the inside of the curves.

70. This hook to the strokes s, z, down-stroke r, and ng, is not needed, since for sl and zl, the circle is used with more advantage; as, s^o slay, r^o muscle; and the initial hook to l, up-stroke r, m, and n, is more useful as w. (§56)

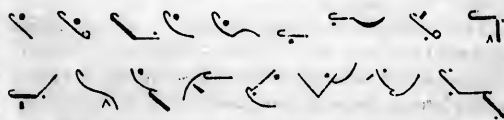
71. The sh and zh take the l-hook only when they are combined with other stroke consonants, and then they are struck upward; thus, s^o essential,

72. The stroke and the hook being considered as one sign, are vocalized as though no hook were used; and in writing, if a vowel precedes a hooked stroke it is written before it; thus, s^o able, s^o evil; and if the vowel follows, it must be placed after; thus, s^o play, s^o close; or a vowel may be written both before and after; thus s^o ably, s^o idler, s^o declare, s^o exclaim.

73. In some combinations of consonants it is difficult to make a good l-hook, but it can generally be understood, as in the word s^o reply; in some cases, however, it is more convenient to write the long l; as in s^o accessible.

The learner must remember that the hook l is to be used only when its sound follows a preceding stroke consonant; hence lp, ld, lk, &c., must be written with the stroke l.

READING EXERCISE XVIII.



WRITING EXERCISE XIX.

Pla, blo, gle, flj, pls, aplj, oblij, alikt, Bp, tjd, kupl, plenti, blazoz, klasez, regal, fikl, reklam, infiam, removal, fatal, radikal, klerikal, bufel, espejal, mapfal, ischenfal.

VOCALIZING THE L-HOOK

74. It has been stated, (§65) that the *l*-hook is designed to be used when no vowel comes between the sound of *l* and a preceding consonant, or when the vowel is but indistinctly heard; as, *flee*, *clay*, *apples*, *eagles*; but it is found very convenient, occasionally, to take a little license with the rule, and use the hook even where a vowel sound is distinctly heard between it and the stroke. Thus, in writing the word *falsehood*, it is much easier and quicker to write the hook *l*, thus, *than thus*,

75. When this is done, a peculiar scheme of vocalization is resorted to; namely, the dot vowels are indicated by a small circle placed in the three positions, before the stroke for the long, and after for the short vowels; as *declusive*, *till*, *legal*; when the dash vowels are to be read between the stroke and the hook, it is indicated by striking the dash through the stroke; as *culpable*; or when its place is at the hooked end it may be written just before the hooked stroke; thus, *tolerable*; the diphthongs, when necessary, are written as the stroke vowels; thus *childish*. (See §100) *qualify*.

This method of writing is used to a very limited extent; and the learner is cautioned against using it for any words but such as are designated, in this and subsequent lessons, to be written thus.

E XIX.

allkt, Bjf, tjt, kupl,
klam, infiam, removal,
l, mæfjal, indjpenfa.

L-HOOK

5) that the l-hook is
vel comes between the
nsonant, or when the
as, fee, e- clay,
found very convenient,
se with the rule, and
vel sound is distinctly
Thus, in writing the
r and quicker to write

2)
ular scheme of vocali-
e dot vowels are indi-
in the three positions,
and after for the short
legal; when the dash
the stroke and the hook,
dash through the stroke;
face is at the hooked end
the hooked stroke; thus,
s, when necessary, are
thus *childish*, (See

used to a very limited
ioned against using it for
nated, in this and subse-
as.

READING EXERCISE XIX.



WRITING EXERCISE XX.

Felsiti, folskap, felo-sitzenz, fulnes, fulminat, vulgat,
filasofikal, voluptuous, konvulsiv kolonial, galvanik, kalam-
iti, kolekt, kalkulat, filip.

L-HOOK PRECEDED BY THE S-CIRCLE.

76. The s-circle is prefixed to the compound conso-
nant signs, as well as to the simple. It is first written,
and the pen carried round so as to form the hook before
making the long sign; thus, *supple*, *sachel*, *civilize*.

77. No new rules are required for vocalizing; it
needs only to be borne in mind when the long s is to be
used (§41); and that the stroke and hook are considered
as one sign, and if the vowel is heard before them it is
written before them; if after, it is written afterward; as
in the previous examples.

78. In reading, the circle is read first, then the
vowel, if one precedes the compound stroke; and lastly
the compound consonant, with its following vowel, if
there be one, as in *civilize* above.

79. WORD-SIGNS.— *call*, *difficult-y*, *full*,
till and *tell*, *value*.

READING EXERCISE XX.

1. 2. 3. 4. 5. 6. 7. 8. 9. 10. 11. 12. 13. 14. 15. 16. 17. 18. 19. 20. 21. 22. 23. 24. 25. 26. 27. 28. 29. 30. 31. 32. 33. 34. 35. 36. 37. 38. 39. 40. 41. 42. 43. 44. 45. 46. 47. 48. 49. 50. 51. 52. 53. 54. 55. 56. 57. 58. 59. 60. 61. 62. 63. 64. 65. 66. 67. 68. 69. 70. 71. 72. 73. 74. 75. 76. 77. 78. 79. 80. 81. 82. 83. 84. 85. 86. 87. 88. 89. 90. 91. 92. 93. 94. 95. 96. 97. 98. 99. 100.

Set
ap/iz
diskla

Norm
ten wit

FDI
 ap/iz
 ap/oz
 'for' su
 etl. 'i
 'and' 'e
 'iz' dia
 pepl.
 wurs, 'e
 'do'."
 'wil' ol
 'him'.

REVIEW
 What is
 with l ar
 sition of
 straight
 zontals?
 l-hook n
 (72.) Ho
 vowel sou
 vowels of
 How the
 be writte
 such comp



WRITING EXERCISE XXI.

Setl, sjd, autli, siviliti, siklz, suplnes, sivilizij, swiv, spljsij, pefsal, posibl, splendid, fezibl, advizabl, displaj, disklozez.

NOTE.—In the following exercise, *l* is italicized when it is to be written with the hook.

EDLNES.—Ednes 'iz' a plsg 'tu-de' skolar, 'fer' unles 'he' apljz himself klosli 'tu' 'hiz' buks, 'he' lozez 'el' klam 'tu-de' sploz 'ov' 'hiz' famili 'er' 'hiz' ofisj superior. 'It' 'iz' famfud; 'fer' 'he' 'fad' rekolekt dat 'hiz' famili 'hav' a rit 'tu' luk 'fer' sumbj yusfud 'in' him 'tu' repa 'dem' 'fer' 'tol' 'and' apzi-eti. 'It' 'is' unrezpabl; 'fer' unles 'he' 'giv' 'up' 'hiz' evil 'wa' 'and' 'de' 'hiz' duti fadful, 'no' blesij awats him, 'but' 'he' 'iz' displeziz 'tu' 'hiz' klas-feloz, 'tu' himself, 'and' 'tu' 'el' pepl. Fjnali, 'it' 'iz' ofud; 'fer' jdl habits 'qr' apt 'tu' bekum wurs, 'and' 'de' evil 'wun' "elwaz misqif seks 'fer' jdl yod 'tu' 'dow.'" 'But' 'de' skolar 'ho' fadful apljz himself 'tu' wurk, 'wil' oblij 'him' 'ho' tegez 'him', 'and' plez 'el' vendl 'ho' 'no' 'him'.

REVIEW.—(65.) Explain the peculiar character of *l* and *r*. (66.) What is the contracted form of representing them? (67.) How are strokes with *l* and *r*-hooks to be spoken? (68.) How may you remember the position of the hook? (69.) On which side of the vertical and inclined straight strokes is the *l*-hook written? Which side of the straight horizontal? Which side of the curves? (70.) To which of the strokes is the *l*-hook not written, and why? (71.) How do *sh* and *zh* take the *l*-hook? (72.) How are *l*-hook strokes vocalized? (74.) What is said about a vowel sound between the stroke consonant and the hook? (75.) How are vowels of the dot series represented in the scheme for vocalizing the hook? How the dash series? How the diphthongs? (76.) How may the *s*-circle be written to the hooked strokes? (78.) What is the rule for reading such compound strokes? (79.) What are the *l*-hook word-signs?

Lesson 7.

THE R-HOOK—DOUBLE CURVE FOR THR.

80. If the right hand be held up, with the first finger bent, the outline of *tr* will be seen, and by turning the hand round to the following positions, all the double consonants of the *pr* series will be produced.

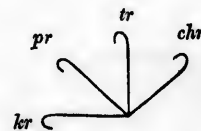


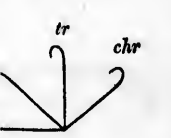
TABLE OF THE R-HOOK.

| | | | |
|----|-----|-----|----------------|
| pr | tr | chr | kr |
| br | dr | jr | gr |
| fr | thr | shr | } struck down. |
| vr | thr | zhr | |
| mr | nr | | |

81. The *r*-hook is written on the left-hand side of the vertical and inclined straight strokes, and on the under side of the straight horizontals—just the reverse of the *l*-hook.

82
take
occup
over,
ambi
hook
prop
straig
in a p
is pro
rever
83.
are m
thus,
neith
any c
Som
rather
the
shaker
84.
stroke
It sho
stroke
syllab
k, r, &
used w
other
crew,
85.
be uni

7. CURVE FOR *THR*.
 held up, with the first
 l be seen, and by turn-
 owing positions, all the
 es will be produced.



The diagram shows two strokes: 'tr' and 'chr'. The 'tr' stroke is a simple downward curve. The 'chr' stroke is a downward curve that ends in a hook pointing to the right.

82. It will be seen from the table that *f*, *v*, *th*, and *th* take the *r*-hook by assuming inverted positions and occupying the places of *r*, *w*, *s*, and *z*; thus, \curvearrowright *free*, \curvearrowleft *over*, \curvearrowright *through*, \curvearrowleft *either*, which they can do without ambiguity, since these letters never receive an initial hook. In this there is an apparent disorder, but, when properly viewed, they are in strict analogy with the straight consonants. If the character \curvearrowleft *pl* be cut out in a piece of paper or card, and then turned over, \curvearrowright *pr* is produced; in the same way \curvearrowleft *fl*, if cut in card, and reversed, gives \curvearrowright *fr*.

83. To indicate the *r*-hook on *m* and *n*, the strokes are made heavy, which distinguishes them from *wm* *wn*; thus, \curvearrowright *honor*, \curvearrowright *dinner*, \curvearrowright *grammar*; and as neither *mp* nor *ng* take any hook, it will not lead to any confusion.

Sometimes this hook, like the *l*-hook, has to be made rather indistinctly, as \curvearrowright *degree*, \curvearrowright *ascribe*. After \curvearrowright the downward *r* is used instead of the hook, as \curvearrowright *shaker*.

84. The remarks in regard to vocalizing the *l*-hook strokes apply in every particular to the *r*-hook strokes. It should especially be borne in mind that the hooked strokes are regarded as one letter, and spoken as the last syllable in *reaper*, *letter*, *acre*, &c., and not as *p*, *r*; *t*, *r*; *k*, *r*, &c.; and that as a general thing the hook is only used when no distinct vowel sound comes between another consonant and a following *r*; as in \curvearrowright *pray*, \curvearrowright *crew*, \curvearrowright *utter*, \curvearrowright *leisure*.

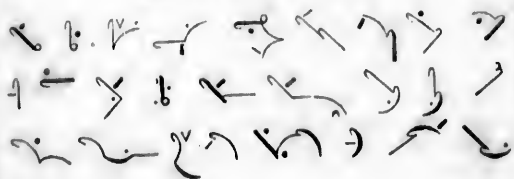
85. When \curvearrowright *tr* is preceded by \curvearrowright (*waw*), they may be united; as in \curvearrowright *water*, and all its compounds.

R-HOOK.

\curvearrowright chr \curvearrowright kr
 \curvearrowright jr \curvearrowright gr
 \curvearrowright shr } struck down.
 \curvearrowright zhr }

on the left-hand side of
 ight strokes, and on the
 ontals—just the reverse

READING EXERCISE XXI.




WRITING EXERCISE XXII.

Dri, tre, dra, kri, gro, aker, odor, uper, apriz, April, apröv, drem, brij, frek, Frida, möver, klover, fro, gader, erazur, plumer, murder, maner, onorabl, overtuk, everihwar, kriminal, purgasez, transpoz, trembl, brudoi, jurni, jurnal, framer, wonderful. Ceker, joker.

86. A limited license is taken with the above rule, (§84) as in the case of the *l*-hook, and the *r*-hook is sometimes used when a distinct vowel sound comes between it and the previous consonant; in which case the same peculiar scheme of vocalization is employed; thus, *Dear*-*air*, *person*, *course*, *require*, *posture*.

READING EXERCISE XXII.



E XXI.



E XXII.

uper, apriz, April, aprov,
over, tro, gadar, erazir,
verluk, everihwar, krim-
idoi, jurni, jurnal, framer,

en with the above rule,
and the r-hook is some-
sound comes between it
which case the same pec-
employed; thus, *Dear-*
require, posture.

ISE XXII.



WRITING EXERCISE XXIII.

Cerful, karlos, merli, nerli, Carlz, qarkol, paragraf, fark,
fapper, torni, pervers, koroli, moraliti, nort, nurif, enormiti,
preliminari, fetuyr.

THE R-HOOK PRECEDED BY THE S-CIRCLE.

87. The s-circle precedes the r-hook in much the same manner as it does the l-hook; thus, it might be written *spr*, *skr*; but since the s-circle alone never occupies the r-hook side of the straight strokes, advantage is taken of the circumstance, since a circle is more easily written than a circle and a hook, to write simply the circle; thus, *stray*, *scream*, *cider*, *succor*, *singer*. But with the curves this contraction cannot be made, since the simple s-circle occupies the place; hence the circle and hook must both be written; thus *suffer*, *summer*, *sinner*.

88. When the s-circle and r-hook come between two straight consonants, it is often more convenient to write the hook in addition to the circle than not; as in *prosper*, *extra*.

89. The same rules are to be observed in vocalizing and reading that were given for the l-hook preceded by the s-circle, (§77, §78.)

READING EXERCISE XXIII.



WRITING EXERCISE XXIV.

Sprj, stra, strik, strem, skrap, skropi, skrib, streng, strugl, stranj, stronger, super, saber, supremasi, sekresi, sifer, suferij, sever, simer, soner.

THE DOUBLE CURVE FOR *THR*.

90. When a curved stroke is repeated, an angle is made between the two; thus, *ff*, *nn*, which leaves at liberty, to be used for some other purpose, the *double-length* strokes. A somewhat arbitrary, though convenient use, is made of them thus: Doubling the length of a curved stroke, adds the syllable *ther* to the single strokes; thus, *father*, *another*. These forms are used chiefly as word-signs for *father*, *mother*, *neither* (above the line,) *another*, *rather*, *further*.

91.—*R*-HOOK WORD-SIGNS.

| | | |
|--------------|--------------|----------------------|
| principle-al | from | sure |
| re-member | every | pleasure |
| truth | three | Mr., re-mark
more |
| care | there, their | |

READING EXERCISE XXIV.

XXIV.

opl, skrib, strep, strugl,
asi, sekresi, sijer, suferip,

FOR *THR*.

repeated, an angle is
ff, *nn*, which
me other purpose, the
hat arbitrary, though
thus: Doubling the
he syllable *ther* to the
another. These
gns for *father, mother,*
ruther, further.

D-SIGNS.

sure
pleasure
Mr., re-mark
more
eir

XXIV.

Handwritten cursive examples for the 'D-SIGNS' section, showing various letter forms and combinations.

Handwritten cursive examples for the 'EXERCISE ON THE R-HOOK' section, showing various letter forms and combinations.

NOTE.—In the following exercise *r* is italicized when it is to be written with the hook.

WRITING EXERCISE XXV.

SERIOUSNES AND SOBRIËTY.—Nubig nobl iz tu be had but wid seriusnes and sobrijeti. I sober person seks tu wa de trø 'valyü' ov tipz and tu la no tregyrz in trjflz, but 'rader' on hwot iz 'important.' Nubig, perhaps, striks us az so stranj and föllj az tu obzerv pepl serius abst trjflz, and trjflig wid serius tipz. Sosjeti suferz konsiderabli bj de trjfler, hø hats sobrijeti and seriusnes, and wad soner hav foli tu ran suprem. Supljid wid stroz tu pla wid, he suferz de strem ov ljf tu flø awa, until deb puts in hiz sikl, and separats de strip ov ljf. Ns iz no tjm fer sukor er eskap. He striks wid strengt and unerij am; strips him ov ol hiz plez, stroz hiz hops inta de ar, and a strugl klozez hiz karer.

It iz bot nntro and stranj tu konstrø seriusnes inta sadnes, er tu konsider sobrijeti de sam az unhapines; fer it iz skarsli posibl tu be properli ga er trøli hapi, unles we nø hwen tu be sober.

REVIEW.—(80.) How will you remember the form of the *r*-hook? (81.) On which side of the straight strokes is the *r*-hook written? (82.) What strokes do not take the *r*-hook? In what way do *f*, *e*, *th*, *th* take the *r*-hook? Explain this irregularity. (83.) How do *m* and *n* take the hook? (84.) What is said about vocalizing? How do you name the strokes of the *r*-hook? (85.) What is the license in regard to the use of the *r*-hook? Explain the peculiar scheme of vocalization. (87.) How is the *z*-circle prefixed to the straight *r*-hook strokes? How to the curves? (90.) What is effected by doubling the length of curved strokes? (91.) Designate the first four word-signs; the next four; the last three.

ized when it is to be written

XXV.

Nutig nobl iz tu be had
 er person seks tu wa de
 yrz in trjflz, but 'rader'
 ps, striks us az so stranj
 st trjflz, and trjflig wid
 bli bj de trjfler, ho hats
 hav foli tu ran suprem.
 z de strem ov ljf tu flo
 separata de strig ov ljf.
 le striks wid strept and
 stroz hiz hops inta de

ro seriousness inta sadnes,
 rapines; fer it iz skarsli
 , unless we no hwen tu

he form of the r-hook? (81.)
 r-hook written? (82.) What
 way do f, v, th, th, take the
 How do m and n take the
 How do you name the strokes
 in regard to the use of the
 realization. (87.) How is the
 es? How to the curves? (90.)
 curved strokes? (91.) Des-
 ur; the last three.

LESSON 8.

TERMINAL HOOKS.

92. Since the hooked strokes, although representing two elementary sounds, are written with nearly the same facility as the simple strokes, the method of hooking is applied to the termination of the consonant signs as well as to the beginning. The most useful purposes which the two terminal hooks can subserve, are to represent the very frequent sound of *n*, and the common final syllable *tion*, heard in such words as *nation*, *passion*, *physician*, &c.

TABLE OF THE N-HOOK.

| | | | |
|------|-------|-------|------------|
| \ pn | tn | / ohn | → kn |
| \ bn | dn | / jn | → gn |
| ∪ fn | (thn |) sn | up { } shn |
| ∪ vn | (thn |) zn | up { } zhn |
| ∪ rn | ∪ ln | | |
| ∪ mn | ∪ nn | ∪ wn | ∪ yn |

93. On the straight strokes the *n*-hook is written on the left-hand side of the vertical and inclined, and on the under side of the horizontal strokes, embracing, of course, the up-stroke *r*; while on the curves it is

written on the inner or concave side, whether to the left or right; as illustrated in the preceding table.

94. The *n*-hook might be written on all the strokes; but on the *ny* it would seldom, if ever, be of any advantage. The *w*-hook to the *n* answers every purpose that an *n*-hook to the *w* would.

95. Of the two forms for *ln*, *shn*, the down-stroke *sh* and the up-stroke *l* are generally used, the others being employed only in connection with other strokes when the first mentioned would be unhandily written.

96. The *n*-hook is always the last thing, belonging to a stroke, to be read; thus, *pain*, *fine*, *thin*, *thine*, *run*, *line*. If no distinct vowel sound is heard between the stroke and the hook, no vowel sign is written; as, *heaven*, *ocean*; where a third place vowel sound is heard, the sign must be placed on the outside of the hook; thus, *man*, *than*, *coon*; thus the vocalization is the same as in other compound strokes.

97. Strokes having an initial circle or hook, of any kind, may also have a final hook or circle; as *plan*, *strain*.

98. When the *n* is the last consonant in a word, followed by a vowel, it must be written at length; as *money*, *China*.

READING EXERCISE XXV.



whether to the left
writing table.

on all the strokes;
er, be of any advan-
s every purpose that

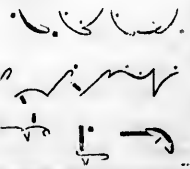
the down-stroke *sh*
ed, the others being
other strokes when
dily written.

ast thing, belonging
in, *fine*, *thin*,
distinct vowel sound
hook, no vowel sign
where a third place
st be placed on the
than, *coon*;
s in other compound

ele or hook, of any
r circle; as *plan*,

nsionant in a word,
ritten at length; as

XXV.



WRITING EXERCISE XXVI.

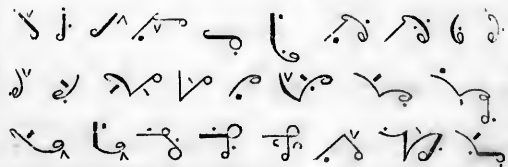
Pan, pin, bon, ton, dsn, gan, jon, kan, gon, fin, van, den,
fjn, wfan, ran, run, lon, ljn, mjn, mon, non, nsn;—opn,
rjn, garden, fajn, organ, orfan, enliven, morn, wormij, feln,
balon, roman, waman. Brsn, dran, restran, pqrn, burdn,
retrau, regan, enjon, abstan.

THE N-HOOK FOLLOWED BY S.

99. When *s* follows after *n*, without an intervening
vowel, the circle may be turned on the hook, as in the
case of *s* preceding the *l*-hook; thus, *funs*, *man's*,
machines, *refrains*. With the straight strokes,
however, it is unnecessary to make both the hook and
circle, thus *pns*, since the circle itself embraces the
hook, and will not be mistaken for *s*, which is always
written on the other side of the stroke. Hence we
write *pens*, *dunce*, *chains*, *mourns*, *begins*.

100. The double circle for *nscs* is conveniently used
on the straight strokes, for such words as *tenses*,
chances, *consequences*; but as a double circle cannot
well be formed on the hook attached to a curve, a stroke
n must be used in such words as *finances*, *evinces*.

READING EXERCISE XXVI.



WRITING EXERCISE XXVII.

Panz, benz, penz, tonz, ganz, ganz, mornz, burnz, funz, erlanz, balans, remanz, Jernanz, pronsns; komplanz, eksplanz, akordanz, kwestyonz, kristyanz, onjenz, inklijnz. Prinsez, dansez, kondensez, glansez, ekspensez, kousekwensez, pronsensez, advansez, konfensez.

101. N-HOOK WORD-SIGNS.

| | | |
|------------|--------------|---------|
| upon | can | than |
| been | phonography | alone |
| done | phonographer | men |
| general-ly | phonographic | opinion |

READING EXERCISE XXVII.



K
 lesn
 nje
 'bin'
 tu it
 T
 hwot
 begin
 'prin
 kons
 In
 wid
 reljan
 'R
 kur
 'dan'
 Tr
 sensi

it; nor a burnij frenzi broken las 'from' de gubernij pser ov rezn; but it iz a seren, ferm detorminij—de kuraj ov a man but never de fersnes ov a tiger.

REVIEW.—(92.) What do the final hooks represent? (93.) On which side of the straight strokes is the *n*-hook written? On which side of the curves? (94.) On what strokes is the *n*-hook not written? (95.) Which forms of the *ln* and *sn* are generally used? (96.) How are the *n*-hook strokes vocalized? (98.) In what case must the stroke *n* be employed? (99.) How is the circle written to the *n*-hook on the curves? How on the straight strokes? (100.) What is the double circle when written in the *n*-hook place? (101.) Designate the straight stroke word-signs; the curved strokes.

is
to
in
pre

10
on th
it is
size,
10
mina
vowel
is rea

om' de gubernij pser ov
nij—de kuraj ov a man

represent? (93.) On which
tten? On which side of the
k not written? (95.) Which
? (96.) How are the *n*-hook
the stroke *n* be employed?
k on the curves? How on the
e circle when written in the
stroke word-signs; the curved

LESSON 9.

SHN-HOOK—VOWEL CONTRACTIONS—DISSYLLABIC DIPHTHONGS.



102. The *shn*-hook is somewhat arbitrary; that is, it is not entirely phonetic, in that it is but one sign used to represent three sounds; but of course the means exist in the alphabet for writing out the syllable in full, if preferred.



TABLE OF THE SHN-HOOK.



| | | | |
|---------|----------|----------|----------|
| ↘ p-shn | l t-shn | ↙ ch-shn | → k-shn |
| ↘ b-shn | l d-shn | ↙ j-shn | → g-shn |
| ↘ f-shn | ∪ th-shn | ∪ s-shn | ∪ sh-shn |
| ↘ v-shn | ∪ th-shn | ∪ z-shn | ∪ zh-shn |
| | ∪ r-shn | ∪ l-shn | |
| ∪ m-shn | ∪ n-shn | ∪ ng-shn | ∪ h-shn |

103. On the straight strokes, the *shn*-hook is made on the opposite side from the *n*-hook; and on the curves it is made in the position of the *n*-hook, but double its size, as illustrated above.


104. The most general use of this hook is at the termination of words; as ↘ *option*, ↙ *portion*. If a vowel follows the stroke on which the hook is written, it is read between the stroke and the hook; as ↘ *evasion*, ↙ *relation*, ↘ *adoration*, ↙ *consideration*.

105. The *shu*-hook is often conveniently used in the middle of a word; thus,  dictionary,  revolutionary.

106. The *s*-circle may be added by writing it distinctly on the inside of these hooks, to the straight strokes as well as the curves; thus,  conditions,  invasions.

107. WORD-SIGNS.— objection,  subjection, — occasion.


READING EXERCISE XXVIII.





WRITING EXERCISE XXIX.

Paŝon, ŝaŝon, kompaŝon, ambifaŝon, kondiŝon, negaŝon, komunikaŝon, duraŝon, petiŝon, indikaŝon, fuŝon, invaŝon, iluŝon, revoluiŝon, konsalaŝon, emoaŝon, admiŝon, naŝon, amuniŝon. Profuŝon, reformaŝon, selekŝon, delegaŝon, deprivaŝon, superviŝon, koleŝon.


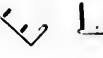

Petiŝoner, ekŝekuiŝoner, okagona, revoluiŝonari. Paŝonz, ŝediŝonz, vigoz, efuŝonz, miŝonz, naŝonz, adminiŝtrajonz.

veniently used in the
mary,  re-

by writing it dis-
books, to the straight
b conditions, 

on,  subjection, —




XXVIII.

 
 
 
 
  x












XXIX.


fon, kondifon, negafon,
likafon, fuzon, invazon,
mofon, admifon, nafon,
selekfon, delegafon, depri-

l, revolufonari. Pafonz,
nofonz, adminiftrafonz.










108. VOWEL CONTRACTIONS.—The vowels being so simply and easily formed, but little is to be desired in the way of abbreviating the method of writing them; but as considerable time is lost by lifting the pen in passing from one to another, it is no small advantage to write two vowel sounds in one sign, where it can be done without ambiguity. Such a contraction is common in words where the short vowel *i* immediately precedes another of the simple vowels; as in the *various, effluvia, enunciation, ratio*: becoming near *varyus, effluvia, enunciation, rasyo*. This coalition of vowels so nearly produces the articulations *ye, ya, yo, yu*, that the signs for these improper diphthongs are used in such cases; thus,  *various*,  *association*,  *ratio*.


109. DISSYLLABIC DIPHTHONGS.—The following is an additional scale of diphthongs, simply formed, and some of which are very useful:—

 *ei* <  *ai* <  *qi* |  *oi* >  *ol* >  *oi* ;
as in  *clayey*,  *snowy*,  *owing*,  *stoic*,  *louis*.

110. The close diphthong heard in the word *aye*, though differing but little from ^v *i*, is written thus, ^v  *i*.

READING EXERCISE XXIX.

      ;
   x



WRITING EXERCISE XXX.


Envis, eroneus, glorius, serius, konvensiens, eksperiens, variafon, enunziafon, konsiliafon, abreviafon, paliafon, aleviafon, homeopati.

Klai, floi, biloi, stoikal, loest, glui.

Ambifon iz de 'okazon' ov sedifon, konfufon, and desolafon, and arszez 'everi' evil emofon and pafon.

An as, pikip up a ljonz skin hwig had 'bin' tron awa, put it on; and runip inta de wudz and pastyurz, began tu bra, in imitafon ov de ljonz ror, hwig bro de floks inta teribl konfufon. At lepd de oner kam aloy and wud hav bin struk wid konsternafon also, but 'upon' hiz listip mor kloeli, he son so de iluzon in de vos, and so, morover, de asz ez stikip st.

OGRAPHY.




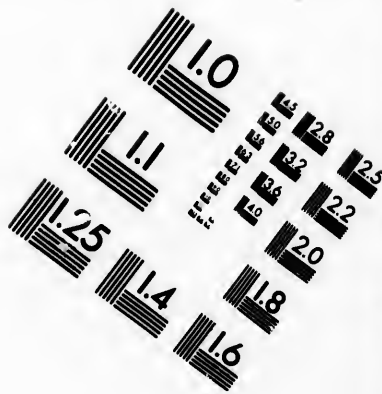
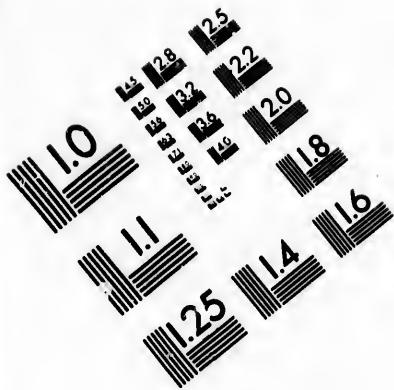
EXERCISE XXX.

us, konventiens, eksperiens,
abrevisjon, pallasjon, alevi-

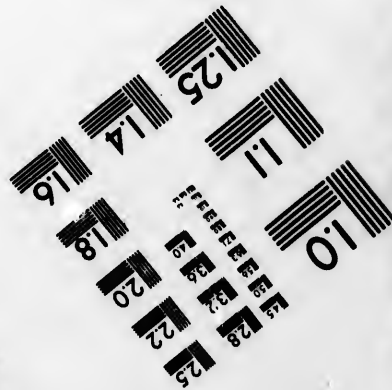


glji.
ifon, konfuzon, and desola-
on and pafon.

wig had 'bin' tron awa, put
d pastyuz, began tu bra, in
ro de floks intu teribl kon-
g and wud hav bin struk wid
lisnij mor klosli, he son so
rover, de asez erz stikij st.





**IMAGE EVALUATION
TEST TARGET (MT-3)**



**Photographic
Sciences
Corporation**

23 WEST MAIN STREET
WEBSTER, N.Y. 14580
(716) 372-4503



**CIHM/ICMH
Microfiche
Series.**

**CIHM/ICMH
Collection de
microfiches.**



Canadian Institute for Historical Microreproductions / Institut canadien de microreproductions historiques



© 1984

W
him
"y
hav
A
rigor

Re
made
(105
How
plain
is *eye*

Wid no hezitaſon he ran up tu de as, and wid hiz kujel bet him severli, saij:

"Yø fael, yø hav 'bin' de 'okazon' ov skarij de floks, but i:l hav yø tu no øldo yø luk li:k a lijon, yet yø bra li:k an as!"

APLIKŪION.—Afektaſon wil ſurli ekspoz a man tu de-riſon in proporſon tu hiz aſumſon.

Review.—(103.) On which side of the straight strokes is the *ahn*-hook made? How is it made to the curves? (104.) How is the *ahn*-hook read? (105.) How may it be used except at the termination of words? (105.) How is the *s*-circle added? (107.) What are the word-signs? (103.) Explain the vowel contractions. (109.) The dissyllabic diphthongs. How is *aye* written?

LESSON 10.

HALF-LENGTH STROKES.

In consequence of the frequent recurrence of the sounds *t* and *d*, it is found very convenient, and sometimes necessary, to give them another and more contracted representation.

110. But every philosophical means has already been resorted to for the purpose of giving to Phonography the ultimatum of brevity; and if the following scheme has only the semblance of philosophy in it, it will be as much as can be expected. In chemistry, it is well known, the more a substance—a poison, or steam, for instance—is concentrated; the greater is its power: so, in order to get a repetition of the consonants *t* and *d* without writing them at length, the single strokes | and |, by being compressed into *half their length*, are made to represent the addition of a *t* and *d*. Resort is had to the same means for the addition of *t* and *d* to the other consonants, except the strokes *y, w, h, ng*. These are not made half-length.

111. To illustrate this principle, suppose the word *faded* is to be written: there are three consonants in it, all downward strokes, which would carry the last *d* the length of two strokes below the line; but by making the first *d* half its usual length, another *d* is supposed to be added, and the word is thus neatly written: *faded*.

The
words

live,

112

before

when

mary

caught

113

halves

howe

sound

howe

light

from

114

the

these

sake

delig

be ad

it is

115

or ci




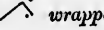


made








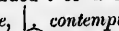

swift,









be







the o














strok


The principle is further illustrated by the following words:  talk,  talked;  wrap,  wrapped;  live,  lived.

112. A vowel before a half-length consonant is read before both letters; as  apt,  east,  art,  act; but when placed after, it is read immediately after the primary letter, and the added *t* or *d* follows it; thus,  caught,  read,  spite,  contempt,  little.

113. As a general thing the light strokes, when halved, are followed by the light sound *t*; as,  thought,  gift,  fought; and the heavy ones by the heavy sound *d*; thus,  used,  moved. Frequently, however, the heavy sound *d* is read from a half-length light consonant, and vice versa, the light sound *t* is read from a half-length heavy consonant; as,  melted,  peopled,  alphabet.

114. Since, however, the heavy strokes occupying the places of *r*, *l*, *m*, and *n*, are not made half-length, these four letters, when followed by a *d*, are, for the sake of distinction, made heavy; as,  cheered,  old,  formed; and light when a *t* follows; as,  art,  delight,  remit. The *l* is struck upward when *t* is to be added, and when *d*, downward, since in this direction it is more easy to make a heavy stroke.

115. Strokes beginning or ending with the *s*-circle, or either of the hooks, or both hook and circle, are also made half-length, when necessary; thus,  speed,  swift,  treat,  complete,  freight,  straight,  settled;  beads,  mates,  band,  patient,  plant,  grand; the order of reading being the same as in the full length strokes.

ES.
recurrence of the
y convenient, and
another and more
s has already been
g to Phonography
following scheme
in it, it will be as
mistry, it is well
son, or steam, for
r is its power: so,
onsonants *t* and *d*
ngle strokes | and
ir length, are made
Resort is had to
t and *d* to the
y, *w*, *h*, *ng*
suppose the word
e consonants in it,
erry the last *d* the
bu *t* by making the
l is supposed to be
ritten:  faded.

116. It must be observed that when the circle *s* is written to a half-length consonant it must be read after the added *t* or *d*; because the *s* is added to the consonant after it has been halved, and because it *cannot be added to the circle*; thus, \setminus *pat*, \setminus *pats*, (not *past*), \setminus *fat*, \setminus *fats*, (not *fast*.)

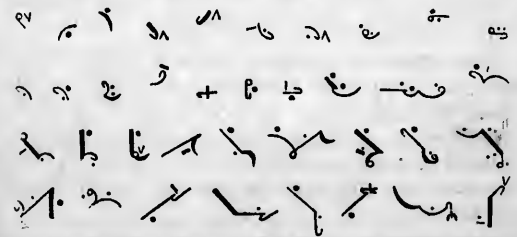
117. Half-length consonants, unconnected with other strokes, should be employed only for words containing but one vowel; as \setminus *void*, \setminus *night*; and the two full length letters should be used in words containing two or more vowels; as \setminus *avoid*, \setminus *unit*.

118. The past tense of verbs ending like \setminus *part*, are more conveniently written thus, \setminus *parted*, than \setminus *part*.

119. There are a few words in which *t* and *d* occur three times in succession, which make it necessary to separate the half-length from the long stroke; as, \setminus *attitude*.

120. Since the half-lengths occupy only a portion of the usual space, they follow the rules given to the horizontals, of accented vowel positions, *above* or *on* the line according as the consonant has a first, second, or third place vowel; thus, \setminus *street*, \setminus *spread*, \setminus *find*, \setminus *found*.

READING EXERCISE XXX.



Pe
sent;
lepbe
ksnt
[Stro
upw

12
be r
vowe

half-

strok
for t

word
or in
word

stead
make
strok

- { q
o

{ p
o
{ th
w

{ g
g

- g
- e
- a

u

when the circle *s* is
it must be read after
ded to the consonant
se it cannot be added
(not past,) \ fat, \

connected with other
for words containing
t; and the two full
ords containing two
unit.

ing like \ part, are
\ parted, than \
which *t* and *d* occur
e it necessary to sep-
stroke; as, \ attitude.
opy only a portion of
es given to the hori-
above or on the line
first, second, or third
ad, \ find, \ found.

XXX.

Handwritten examples of letter forms and stroke directions for the words listed in the adjacent table.


READING EXERCISE XXXI.

Pet, fat, fet, lat, mat, not, spot, skot, savd, selt, smit,
sent;—pent, bend, kontend, ordand, enjond, kind, refind,
lepbend, land, mind;—pants, bandz, pretendz, kontents, dis-
kants;—frend, advent, hqrdli, servd, konsumd, holdz,—
[Stroke *h*: heted, habit, hurld,]—perild, uprij, garded, delited,
upward, persevd, qild, lektyurd.

121. Under certain circumstances *t* and *d* should not be represented by half-length strokes: *First*, When a vowel follows *t* or *d* at the end of a word; thus, having *guilt*, we cannot make *guilty* by placing *y* after the half-length *t*, for it would then read *guilit*; hence the stroke *t* must be written in order to give a place after it for the vowel; thus, *guilty*. *Second*, In many words of one syllable, where if the vowels were omitted, or indistinct, they would be mistaken for the vowel word-signs; thus, *bad*, instead of **; *put*, instead of **. *Third*, When the half-stroke would not make a distinct angle with the preceding or following stroke, as *amend*, instead of **.

122. HALF-LENGTH WORD-SIGNS.

| | | |
|-----------------|------------------|----------------|
| { quite | { God | { immediate-ly |
| { could | { good | { made |
| { particular-ly | { cannot | { Lord |
| { opportunity | { account | { word |
| { that | { went | { told |
| { without | { wont | { toward |
| { gentlemen | { not | { thought* |
| { gentleman | { nature | { after |
| { great | { might* | { spirit* |
| { called* | { establish-ment | { under |
| { according-ly* | { short* | { world |



WRITING EXERCISE XXXII.

LØRENS LØZI, ØR LERNIJ FØNOGRAFI.

Tu lørn, or 'not' tu lørn, 'dat' iz ðe kwestyon:
 Hwæder 'tiz nobler in ðe mjnd tu sufer
 ðe kompleks kwibiz ov ambiggyus Lophand;
 Ør tu opoz wit pen and vos a ðszand erorz,
 And, bj opoziz, end ðem?—Tu lørn,—tu rjt,—
 And, bj Fønografi tu sa we end
 ðe folsitiz, ðe ðszand tedyus ilz
 Lophand produsez—tiz a kousumafon
 Devstli tu be wift. Tu rjt;—tu lørn;—
 Tu lørnl but ðen tu wurk;—qj, ðarz ðe rub;
 For, tu akwjz ðis qrt, hwot tol ma kum
 Ar j kan full of mj habite old,
 End giv me pez; ðarz ðe respekt
 'Dat' maks Ørtografi ov sø loy lif;
 For lør wad bqr ðe inumerabl ilz ov Lophand,
 Its bqrbarus lepb, its ambigylti,
 Its gjld-tormentij difikultiz, and
 Its wont ov rol, tageder wid ðe tol
 Hwig pasent skrijbz ov sug a sistem hav,
 Hwen he himself 'mj' hiz relesment mak
 Wid a Duzn Lesonz? Hø yet wad yuz
 ðis bqrbarus relik ov sr bj-gon daz,
 But 'dat' ðe dred ov sumbij tu be lørnt,—
 ('Dat' wek unmanli ez, from hoz embras
 No lazi man kan get.)—puzlz ðe wil,
 And maks him rader bqr s'n folsitiz,
 ðan lørn ðe trøb he yet noz nubij ov.
 ðus indolens tæ oft retardz ðe mjnd;
 And ðus ðe progres ov a yusful qrt
 Iz qekt, but not prevented; for ðe tjm
 Wil kum hwen ðis sam bref Fønografi
 Szal trjuml ør its fjnal opønent.

REVIEW.—(110.) What is the second mode for representing *t* and *d*? Explain the philosophy of halving a consonant. (113.) What is the general rule for knowing whether a *t* or a *d* is added? (114.) What strokes are not writteu half-length? What half-length light strokes are made heavy for the addition of *d*? In what direction are the half-lengths *t* and *r* struck, for the addition of *d*? For the addition of *tt*? (116.) When the circle *s* is written at the end of a half-length sign, is it read before or after the added *t* or *d*? (119.) How are words written in which *t* and *d* occur three times in succession? (121.) What is the first case in which a stroke should not be halved for a following *t* or *d*? The second? the third?

Lesson 11.

SPECIAL CONSONANT CONTRACTIONS.







The *s*-circle, initial and final hooks, and half-length stems, are contracted modes of writing that admit of general application, and of perfect vocalization. But as Phonography studies the greatest degree of abbreviation, consistent with legibility, a few combinations of consonants, and some syllables of frequent occurrence, are provided with special forms of contraction, some of which only are capable of vocalization.



Of these there are the frequent *st*, in the past participle of verbs ending in *s*, in the superlative of adjectives, and in many other words, as *pressed*, *wisest*, *stiff*; the *str* in the comparative of adjectives, &c., as *faster*, *sister*; the initial *in*, of *instruction*, *inspiration*, &c., and the final *s-shn* of some nouns, as *position*; many of which it would often be inconvenient to write with the means thus far afforded.








There are also prefixes, derived from the Latin, of frequent occurrence, but of inconvenient length, as *accom-plish*, *incon-siderate*, *recom-pense*, *enter-prise*, *circu-vent*. The method of writing these contractions constitutes the last lesson proper of the system, and is one that should receive special attention, in order that the somewhat arbitrary mode of writing shall not be forgotten.





123.
by the
purpose
running
the *s*-c
which i
base
In othe
conson
bined s
and by
124.
striking
circle o
125.
the wor
may be
d, ch, j
126.
r-hook,
r; thus
the *n*-h
as *j* c
227.
a limite
128.
st or *zd*
be used
129.
of the
siste



THE LOOPS ST AND STR.




123. The plan of writing *st* in some shorter way than by the circle *s* and stroke *t*, was devised chiefly for the purpose of still farther obviating the difficulty of words running too far below the line. By simply lengthening the *s*-circle to one-third the length of the stroke on which it occurs, the sound of *t* is added; thus,  *base*,  *based*,  *rejoice*,  *rejoiced*;  *vast*,  *priest*. In other words, a loop written one-third the length of the consonant to which it is attached, represents the combined sounds of *s* and *t*, with no vowel between them; and by license it may also represent *zd*.




124. The *s* or *z* may be added for plurals, &c., by striking the loop through the long sign and forming the circle on the opposite side; as,  *beasts*,  *nests*.

125. This loop may also be written initially; as in the words  *stop*,  *state*,  *staff*,  *style*. And it may be used between two strokes, only when written to *t*, *d*, *ch*, *j*; as  *testify*,  *distinguish*,  *justify*.

126. When this loop is written in the position of the *r*-hook, like the *s*-circle it takes the additional power of *r*; thus,  *stooper*,  *sticker*; and when turned in the *n*-hook position, it assumes the power of that hook; as  *condensed*,  *against*.

227. Half-length strokes also admit of the *st*-loop, to a limited extent; as  *midst*,  *student*.


128. When a word begins with a vowel, followed by *st* or *zd*, the half-length stroke, and not the loop, must be used; as,  *history*,  *wisdom*,  *system*.

129. By extending the loop to two-thirds the length of the stroke, *r* is added; as in the words  *Webster*,  *sister*,  *master*. This loop should not be used

initially. It may be turned on the *n*-hook side of the stroke to express *nstr*; as *punster*; and the circle *s* may be used as with the *st*-loop; thus, *fenters*, *masters*.

130. WORD-SIGN.—The *st*-loop is used as a word-sign for *first*, written on the line and inclined to the right, thus, *st*.

READING EXERCISE XXXII.



WRITING EXERCISE XXXIII.

Fast, boast, dust, tast, quest, coast, gust, feast, safest, roset, arrest, arszd, rust, lest, last, mist, most, amyzd, finest, densst;—stop, stedfast, stagnant, stif, stov, ster, stil, stem;—stoper, stajer, stager;—distinkkli, justifikasjon;—beats, bosta, kaats, rezists, infests, masts;—stilt, sterd, stord, stamt;—kondenst, agenst. Boster, bluster, faster, blister, sister, imposter;—punster, spinsters. Stated, advanst, suprest, pretekst, prodjst.

n-hook side of the
ter; and the circle s
us, *featers*, *be*

used as a word-sign
inclined to the right.

XXXII.

Handwritten cursive letters and symbols for exercise XXXII.

XXXIII.

guat, fest, safest, roost,
oat, amuzd, finest, de-
stov, ster, stil, stem;
stifikasjon;—besta, boata,
stjerd, stord, stamt;—
aster, blister, sister, im-
lvanst, suprest, pretekst,



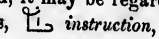
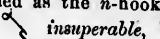

READING EXERCISE XXXIII.

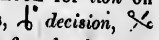
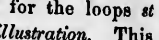
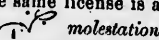
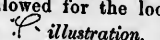
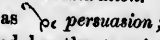

Handwritten cursive text for reading exercise XXXIII, consisting of several lines of stylized script.

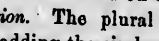
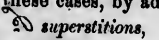
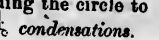
WRITING EXERCISE XXXIV.

THE TEMPEST.—On de 'ferst' da st de master ov er fast
sally vesel, in de midst ov a kqm, profest tu es in de distant
west a teribl storm aprocip. At 'ferst' wa hist, but soon de
fomly kreata danst upon de wavz; de blakest klodz lomd up;
de fersest ljtning perst de glom; de sarpest and hevlest tunder
mad ststet harta trembl. He stemer, mentjm, forst her wa,
brestip de biloz bravli. Stedili asterip for de distant port, wa
suprest er ferz and safill regt de land.

PECULIAR MODE OF WRITING *N* AND *SHN*.

131. When the sounds *spr*, *str*, and *skr* follow *n* in such words as *inspiration*, *instruct*, *inscribe*, it is impossible, with the former mode of writing *n*, to write the circle *sr* to the strokes *p*, *t*, *k*, without making it on the back of the *n*, thus , which is difficult to do, and unseemly when done. To obviate this difficulty the stroke  is permitted, in these cases, to be struck backward or vertically, as the nature of the case may require; but, as there is never occasion for any vowel but the first place *i*, the stroke for the *n* need not be written full length; indeed, it may be regarded as the *n*-hook used initially; thus,  *struction*,  *insuperable*,  *inscription*.

132. In a considerable class of words the syllable *tion* follows after the sound of *s* or *z*, as *position*, *decision*, &c., which would require that the strokes for these sounds, with the *shn*-hook appended, be employed; but such would be inconvenient forms, and hence it is allowable to use the circle and turn a hook for *tion* on the opposite side of the stroke; thus,  *decision*,  *supposition*; the same license is allowed for the loops *st* and *str*; thus,  *molestation*,  *illustration*. This hook is used in some such words as  *persuasion*; and it may also be used when followed by the termination *al*; as,  *positional*.

133. If it be required to write the syllable *tion* after *ns*, the circle for the latter combination may be employed, and the hook turned on the opposite side; thus,  *compensation*. The plural may be formed, in all these cases, by adding the circle to the *shn*-hook; thus,  *superstitions*,  *condensations*.

REVIEW.—(123.) How are *st* and *sd* written? (124.) How may the circle be added? (125.) In what situations may the loop be written? (126.) When written in the place of the *r*-hook, what power does it give the stroke? What, when written in the *n*-hook place? (127.) How should the words *midst* and *student* be written? (128.) In what case is the loop not to be used? (129.) How is *str* written? What effect does it have on this loop to place it on the *n*-hook side? If the sound of *s* follow, how is it written? (130.) What is the word-sign in this lesson? (131.) When is it necessary to use the peculiar mode of writing *sn*? How is it written? (132.) Under what circumstance is the peculiar *shn* employed? How is it written? (133.) Suppose it be required to write *shn* after *ns*, how is it done? If *s* follow the *shn*, how may it be written?



134
 prefix
 gestive
 be wr
 Accor
 i
 c
 Circu
 t
 Decon
 Discon
 Incom
 t
 Inter,
 l
 s
 a
 b
 Irreco



written? (124.) How may the
 ns may the loop be written?
 ook, what power does it give
 n-hook place? (127.) How
 tten? (128.) In what case is
 written? What effect does
 side? If the sound of s fol-
 the word-sign in this lesson?
 lar mode of writing n? How
 noe is the peculiar an em-
 e it be required to writ: an
 , how may it be written?


LESSON 12.


PREFIXES AND OTHER CONTRACTIONS.




134. PREFIXES.—The following are some additional prefixes and affixes that are found convenient and suggestive with the advanced phonographer. They should be written near the word, but not joined.





Accom is expressed by a heavy dot, placed before the initial end of the following consonant; thus,  *accompany*,  *accomplice*.



Circum, by a small circle placed in the first vowel position of the next consonant; as,  *circumstance*,  *circumscribe*.

Decom, by | as,  *decomposition*.



Discom, *discon*, by 6 as,  *disconcerted*.




Incom, *incon*, by  written above the other part of the word; as,  *incomplete*,  *inconsistent*.


Inter, *intro*, by  in any position near the following letter; as,  *interview*,  *introduction*. By some kind of license the frequent word *interest* is allowed to be written thus: , the prefix *inter* being united with the stroke *st*.




Irrecon, by  as,  *irreconcilable*.



Magna, magni, by  written above the after part of the word; as,  *magnanimous*,  *magnify*.

Recog, by  as,  *recognize*.

Recom, recon, by  as,  *recommend*,  *reconcilable*.





Self, by a circle at the middle place of the next consonant; as,  *selfish*.




Uncom, uncon, by  written on the line; as,  *uncommon*,  *unconditional*.




It is allowable to represent a prefix which is *similar* in sound to one of the foregoing, by one of the signs there furnished; thus,  may represent *enter*, as well as *inter*; and  may represent *encum, incum*, as well as *incom, incon*.



135. AFFIXES.—The following affixes are written near the preceding part of the word:—



Bility, by  as,  *durability*,  *probability*.

Ly, by  written after the word; thus,  *patiently*,  *constantly*. But where it can be written on without lifting the pen, it is better to do so; thus,  *abundantly*.

Ment, by  as,  *atonement*,  *contentment*. But it may often be written without disconnecting it from the body of the word.

Self, by a circle, as,  *myself*. *Selves*, by making the circle double size; as,  *themselves*,  *yourselves*.

Ship, by  as,  *lordship*.

136. A word-sign may be used as a prefix or an affix; as,  *advantageous*,  *hereafter*.

ove the after part of
imus, & magnify.

commend, & recon-

of the next conso-

he line; as, & un-

efix which is similar
by one of the signs
resent enter, as well
ncum, incum, as well

affixes are written
ord:—

& probability.

thus, & patiently,
t can be written on
etter to do so; thus,

contentment. But
out disconnecting it

Selves, by making the
selves, & yourselves.

d as a prefix or an
reaster.

READING EXERCISE XXXV.

Handwritten cursive script, likely representing the words 'commend' and 'recommend' with various affixes and signs.

Handwritten cursive script, likely representing the words 'probability' and 'patiently' with various affixes and signs.

WRITING EXERCISE XXXVI.

Akomplifment, akomodafon, serkumfleks, serkumnavigat, dekompoz, diskontinyud, inkompatibl, inkonsolabl, interupfon, introduz, magnifiscent, rekognifon, rekonsiliafon, selfajurans, unkompromizun, posibiliti, konsakwentli, himself, hersmanfip, darfur, displegur.

Lern tu akomodafon yorself tu serkumstansez. Serkumstanfal evidens jad be kejusli entertand agenst human lif. Be serkumspekt in el yor waz. It is unkonformabl tu trod tu sa dat kompafon, frendfip, &c., qr at de botom onli selfifnes in disgiz; bekez it iz we xselvz ha fel plegur er pan in de grad er evil ov ulerz; fer de manig ov self-luv iz, not dat it iz i dat luvz, but dat i luv myself.

If de ert be serkumskribd at de ekwator, we obtan its gratest serkumferens, hwiq iz abst 24,780 milz; a magnitud hwiq we kan not term inkonsevabl, oldo we ma not entertan a veri distinkt idea ov it, muq mor wud de savaj be unkonfus ov the fakt and unkonvinst, in spit ov yor endevorz tu prov it. For unles tanjibl prof akumpani de aserfon, yor kan not akomplif yor am, and suq prof iz unkonrovertibli imposibl. We rekomend tu el, never tu undertak givun a serkumstanfal eksplanafon tu doz ha qr inkompetent tu understand it.

137. NOMINAL CONSONANT.—It is sometimes necessary to express one or more vowels or diphthongs without a consonant. In this case \uparrow \downarrow \downarrow , may be employed as outlines having no specific values, to which the vowels may be placed; thus, \downarrow E., for *Edward* or *Edmund*; \uparrow A., for *Alfred*; \downarrow Eah, an Irish family surname, &c. The dash-vowels may be struck through the nominal consonant, as \uparrow O., for *Oliver*, \downarrow U. Proper names should be written in full when they are known.

when

hasten

conson

nant t

139.

circle

the vo

to exp

140.

tween

in spee

ters m

stamp,

In c

nant, t

to legi

pone,

141.

which

the po

betwee

by the

REVIE

Disom,

magn?

written?

ment?

nection?

circumst

circle be

circle be






What is


umfleks, serkumnavigat,
bl, inkonsolabl, inter-
on, rekonsiliafon, self-
konsekventli, himself,







stanssez. Serkumstan-
agenst human lif. Be
konformabl tia trond tu
te botom onli selfifnes
fel plegur er pan in de
self-luv iz, not dat it iz





ekwator, we obtan its
780 milz; a magnitud
o we ma not enterfan a
de savsj be unkonfus ov
or endevorz tu prov it.
erfon, yo kan not akom-
vertiblil imposibl. We
givi a serkumstanfal
t tu understand it.



it is sometimes neces-
s or diphthongs with-
t ↓, may be em-
cific values, to which
↓ E., for Edward or
Eah, an Irish family
may be struck through
O., for Oliver, † U.
n full when they are

138. **STROKE H.**—The stroke *h* is generally used when it is initial and is followed by *s*; thus,  *hasten*; also when *r* and a vowel, or *r* and some other consonant follow; thus  *hurry*,  *horizontal*,  *hurt*; also, in words that contain no other consonant than *hl*, and end in a vowel; thus,  *noly*.

139. **VOCALIZING THE LARGE CIRCLE.**—The large circle *ss* is understood to represent a syllable containing the vowels *i* or *e*, thus, *sis* or *ses*. It may be vocalized to express any vowel or diphthong; as,  *persuas^{se}*.

140. When *p* occurs between *m* and *t*, and *k* between *ng* and *sh*, (the *p* and *k* being organically inserted in speech, in passing to the next consonant,) these letters may be omitted; thus,  *limp*,  *limped*,  *stamp*,  *stamped*,  *anxious*,  *distinction*.

In cases where *t* comes between *s* and another consonant, the *t* may generally be omitted without detriment to legibility; thus,  *mostly*,  *restless*,  *postpone*,  *mistake*.










141. **OF THE.**—The connective phrase “of the,” which merely points out that the following noun is in the possessive case, is *intimated* by writing the words between which it occurs *near to each other*, thus showing by their proximity that the one is *of the* other; thus,  *love of the beautiful*,  *subject of the work*.

REVIEW.—(134.) How is the prefix *acom* written? *Circum? Decum? Discum, discom? Incom, incom? Inter, intro; interest? Irecom? Magna, magni? Recog; recom, recon? Self? Uncom, uncom?* How may *enter* be written? *Encum incum?* (135.) How is the affix *bility* written? *lyf ment? self ship?* (136.) What is said about word-signs in this connection? (137.) Explain the nominal consonant. (138.) Under what circumstances is the stroke *h* generally used? (139.) How may the double circle be vocalized? (140.) When may *p* be omitted? *k*, and *t*? (141.) What is said of the phrase *of the*.

LESSON 13.

















UNVOCALIZED WRITING — PHRASEOGRAPHY, &c.

142. As in some of the preceding exercises the manner of writing certain words has been introduced that would not admit of full vocalization, the learner may commence omitting some of the least prominent vowels in his common words. As a general thing these omissions should be the unaccented vowels. But in reporting, no vowels are inserted, except an occasional one that is necessary to distinguish one word from another, where both have the same consonant outline. It requires a good degree of familiarity with the system to be able to read this style of writing readily. After reports are taken, however, it is customary to go over the manuscript and insert the prominent vowels, so that any one may afterward read it with ease.

143. Positive and negative words containing the same consonants, should be distinguished thus:—When the word commences with *r*, (except this letter is followed by *m*,) write the upward *r* for the positive word, and the downward one for the negative; thus,  *responsible*,  *irresponsible*;  *resolute*,  *irresolute*. The common words  *mortal*,  *immortal*,  *material*,  *immaterial*, may be distinguished by writing the positive on the line, and the negative above it. In all other cases, insert the initial vowel in the negative word; thus,  *illegible*, &c. The vowel should be written first, that it may not be omitted.

LIST OF WORDS CONTAINING THE SAME CONSONANTS.

Distinguished by a difference of outline.

-  pattern, patron
-  patient, passionate
-  purpose, perhaps
-  proceed, pursued
-  property, propriety
-  preparation, appropriation proportion
-  proportioned, proportionate.
-  protection, production
-  pertain, appertain
-  prosecute, persecute
-  prosecution, persecution
-  oppressor, pursuer
-  beautify, beatify
-  birth, breath
-  Tartar, traitor, trader
-  train, turn

| | |
|--|---------------------------------|
| | attainable, tenable |
| | daughter, debtor, and deter |
| | auditor, auditory, editor |
| | diseased, deceased |
| | desolate, dissolute |
| | desolation, dissolution |
| | idleness, dullness |
| | demonstrate, administrate |
| | agent, gentleman |
| | gentle, genteel |
| | cost, caused |
| | collision, coalition, collusion |
| | corporal, corporeal |
| | credence, accordance |
| | greatly, gradually |
| | favored, favorite |
| | fiscal, physical |

This
not p
dent v
differe
misrea
words,
necess
the fo
posse

| | |
|--|--------------------------------|
| | firm, frame,—form, farm |
| | support, separate |
| | steady, study,—stead |
| | situation, station |
| | sure, assure |
| | labored, elaborate |
| | learned, v., <i>adj.</i> |
| | writer, reader, orator, rhetor |
| | ruined, renewed |
| | impatient, impassioned |
| | innovation, invasion |
| | indefinite, undefined |
| | unavoidable, inevitable |

This list might be greatly extended, but space will not permit it here; from the examples given, the student will learn what form to give each word, where different outlines are required for words that might be misread if written alike. Quite an extensive list of words, two or more of them having the same outline, necessarily, are distinguished by position; of which take the following: piety,¹ pity,² opposition,¹ position,² possession;³ prescription,¹ proscription², &c.

ALL THE WORD-SIGNS ALPHABETICALLY ARRANGED.

Those marked with a * are written above the line.

| | | |
|--------------|---|--------------------|
| • A | ∩ dear | (in* |
| ∩ according* | ∩ difficulty | o is* |
| → account | ∩ do | — it |
| / advantage | ∩ done | — kingdom* |
| ∩ after |) establish ^{ed} _{ment} | (lan <u>u</u> age |
| ∩ again |) every, | ∩ Lord* |
| ∩ all* | o first | / member |
| ∩ alone | ∩ for |) night* |
| ∩ already* | ∩ from |) more |
| ∩ an, and | ∩ full |) Mr.* |
| ∩ are | ∩ general-ly |) my, me* |
| o as | ∩ gentleman | (nature |
| / be | ∩ gentlemen* | (no |
| ∩ been | ∩ give-n* | (nor* |
| ∩ beyond* | ∩ God* | (not* |
| ∩ but | ∩ good | ∩ object |
| ∩ call* | ∩ great | / objection |
| ∩ called* | ∩ have | ∩ of* |
| ∩ can |) him | ∩ oh |
| → cannot* | ∩ how | ∩ on* |
| ∩ care | v I* | (one |
| ∩ child* |) immediate-ly* | (opinion* |
| ∩ come |) importan ^t _{ce} * | / opportunity |
| ∩ could |) improve-ment | ∩ or* |

en above the line.

(in*
 o is*
 — it
 — kingdom*
 (lan, uage
 / Lord*
 / member
 / night*
 / more
 / Mr.*
 / my, me*
 / nature
 / no
 / nor*
 / not*
 / object
 / objection
 / of*
 / oh
 / on*
 / one
 / opinion*
 / opportunity
 / or*

| | | | | | |
|---|--------------|---|--------------|---|---------|
| o | ought* |) | their, there | c | were |
| / | particular* | — | thing* | o | what* |
| (| Phonography | (| think |) | when* |
| / | pleasure | (| this | / | where |
| / | principal-ly | (| thought* | / | which |
| — | quite* |) | three | L | while |
| (| remark* | / | to | / | who |
| / | remember | — | together | L | why* |
|) | shall-t | f | told | (| will |
|) | short* | f | toward | c | with* |
|) | should | f | truth | (| without |
|) | so | / | two | c | wont |
| / | spirit* | — | under |) | werd |
| / | subject | / | up | / | world |
| / | subjection | / | upon |) | would |
|) | sure |) | usual | v | yo* |
| f | tall, till |) | was | v | yet |
| (| that* |) | way | ^ | you |
| . | the* | c | we* | (| your |
| (| them | (| well |) | yours |
| (| then | (| went* | | |

On the following page is a different class of word-signs, their signification being indicated by the position in which the sign is written to the line. Three positions are recognized: on the line, above the line, and through or below the line. In the table the line of writing is suggested by a dotted line, which will guide the learner as to where the word should be written.




























| | | |
|---------------------------------------|-------------|-----------------------------|
| ⤴ Allow | ⤴ however | ⤴ perfect |
| ⤴ another | ⤴ if | ⤴ practic ^e able |
| ⤴ any | ⤴ itself | ⤴ read |
| ⤴ at | ⤴ kind | ⤴ see |
| ⤴ away | ⤴ large | ⤴ than |
| ⤴ by | ⤴ may | ⤴ thank |
| ⤴ differen ^t _{ce} | ⤴ me | ⤴ thee |
| ⤴ Doctor | ⤴ mind | ⤴ these |
| ⤴ down | ⤴ much | ⤴ those |
| ⤴ during | ⤴ neither | ⤴ though |
| ⤴ each | ⤴ number | ⤴ through |
| ⤴ either | ⤴ other | ⤴ time |
| ⤴ ever | ⤴ ought | ⤴ us |
| ⤴ few | ⤴ our | ⤴ use (<i>verb</i>) |
| ⤴ had | ⤴ ours | ⤴ value |
| ⤴ happy | ⤴ ourselves | ⤴ view |
| ⤴ hear, here | ⤴ out | ⤴ will (<i>noun</i>) |
| | ⤴ own | |

ever perfect
 if practicable
 read
 see
 than
 thank
 thee
 these
 those
 though
 through
 time
 us
 use (*verb*)
 value
 view
 will (*noun*)

CONTRACTED WORDS.

In addition to the word-signs that have been given, represented by the alphabetic signs, simple and compound, a list of contracted words is given below. These are abbreviated by giving the more prominent consonants that would be employed in writing the word in full. Words having a * affixed are written above the line.

| | |
|---------------|-----------------|
| acknowledge | indispensable |
| acknowledged | individual* |
| because* | influence* |
| doctrine | influential* |
| especial-ly | instruction |
| expensive | interest |
| extraordinary | irregular |
| extravagant | knowledge |
| forward | manuscript |
| highly* | myself* |
| himself | natural |
| imperfect | never |
| imperfection | nevertheless |
| importance* | new |
| impracticable | next |
| inconsistent | notwithstanding |
| | now |

| | |
|--|---|
|  peculiarity |  several |
|  Phonetic Society |  something |
|  Phonographer |  Spelling Reform |
|  Phonographic |  surprise |
|  probably |  transcript |
|  published |  transgress |
|  regular |  understand |
|  represent |  understood |
|  represented |  universal |
|  representation |  whenever |
|  republic |  whensoever |
|  respect |  wherever |
|  responsible |  wheresoever |
|  satisfaction | |

In the complete reporting style, the list of contracted words is considerably extended; but, like the above, they are all very suggestive to the reflective student, and when met with in correspondence or elsewhere, there will seldom be any difficulty in determining what they are. The Reporter's Manual, advertised at the close of this book, contains complete lists of word-signs, contracted words, phrascography, &c., the study of which will be essential to verbatim reporting, but unnecessary for ordinary purposes of writing.

- several
- something
- Spelling Reform
- surprise
- transcript
- transgress
- understand
- understood
- universal
- whenever
- whensoever
- wherever
- wheresoever

the list of contracted but, like the above, the reflective student, audience or elsewhere, in determining what is advertised at the complete lists of word-graphy, &c., the study of stenographic reporting, but not of writing.

PHRASEOGRAPHY.

144. Phraseography consists in writing two or more word-signs together, without lifting the pen; and in the reporting style, it is extended to the writing of word-signs with words written in full, but not vocalized. The first sign in a phrase should be written in its natural position, while those that follow take any position that most facilitates the writing.

- | | |
|---------------------|--------------|
| all which | be able to |
| any thing | could be |
| are not | could not be |
| as far | do not |
| as far as | for instance |
| as good as | he has been |
| as great as | if there is |
| as it has been | have been |
| as soon as | I am |
| as soon as possible | I am not |
| as well as | I do |
| at the same time | I do not |

∩ I do not think

∩ I did not

∩ I have

∩ I have been

∩ I have done

∩ I have not

∩ if it

∩ if it had not

∩ if it were

∩ in such

∩ is not

∩ it is

∩ it is not

∩ it would

∩ it would be

∩ I will

∩ I will not

∩ may as well

∩ may be

∩ must be

∩ must have

∩ must not

∩ no doubt

∩ of course

∩ on account of

∩ ought to be

∩ should be

∩ should have

∩ should not

∩ so as to

∩ such as can

∩ that is

I will not
 may as well
 may be
 must be
 must have
 must not
 no doubt
 of course
 on account of
 ought to be
 should be
 should have
 should not
 so as to
 such as can
 that is

| | |
|----------------------------------|-------------------------------|
| 2 there are | ε we were |
| 2 there are not | ∩ when there is |
| 2 there would not | ∩ whether or not |
| 2 there would not have
- been | ∩ which would |
| { think that | ∩ which would not be |
| 6 this is | ∩ which it would be |
| ∩ to be | ∩ which it would have
been |
| ∩ to do | ∩ will not |
| ∩ to have | ∩ will not be |
| ∩ you should be | ∩ without doubt |
| ∩ you will | ∩ with which |
| ∩ you will be able to | ∩ with which it |
| ∩ you will not | ∩ with which it is not |
| ∩ we have | ∩ who are |
| ∩ we have not | ∩ would be |
| ∩ we have not had | ∩ would not be |

A word of caution is necessary against a too extensive use of phraseography; it should never be allowed to destroy the lineality of the writing, nor make difficult joinings. In either case, time will be saved by removing the pen from the paper, and commencing afresh.

In phraseography, *the*, or some other unimportant word, is occasionally omitted; as, *in the world*; *for the sake of*. The connective word *and* is sometimes written in connection with the following word, where it may be represented by a small horizontal stroke; *and the*, *and which*.

WRITING EXERCISE XXXVII.

NOTE.—In the following exercise instead of repeating the initial words of phrases every time they are to be written, they are indicated by dashes; and the other words forming a phrase are connected by hyphens.

- Øl. Øl-hiz, (Øl-z) — iz lost, — hwig, — dis, — dat-iz-sed, — men, — ðar, — sug-tipz, — impertant.
 Ov. Ov-it, — hwig, — sug, — az-qr, — mz, (mj) — mip, (men,) — ðar, — impertaus, — hiz, — advantaj, — ðis kjnd, — ðat, — ðem, — kors.
 On. On-el, — sug, — akænt-ov, — mj, — us, — her, — ðar, — hiz, — sjd.
 Tv. Tv-it, — dæ, — be, — hav, — bin, — dun, — sun-ekstent, — luv, — him, — ðat, — meni.
 Hæ. Hæ-iz-ðis, — wud, — not, — ma, — not, (mant,) — kan, — no, — qr, — not, (qrnt.)
 Sæd. Sæd-be, — not-be, — hav, — dæ, — not-hav-sed, — tipk-ðat.
 E. E-am, — ma, — am not, or ma-not, — dæ, (had,) — not, (don't, hadn't) — hav, — not, (wid huk,) — bin, — kan-not, — wil, — tipk, — fal, — never, — ned, — not-sa, — hop, — fer, — beg, — am-veri-sori-ined, — hop-yæ-wil-not-hav-rezn-ta-regret, — hav-no-dst.
 Hæ. Hæ-kud, — kan, — iz ðis, — meni, — ma, — so-ever. m m m
 Yæ. Yæ-fud, — not, — kud, — kan, — yæ-ma, — wil, — qr, (r up-stroke) — not, (qrnt,) — must, — be.særtten.

against a too extensive
never be allowed to
ing, nor make difficult
be saved by renov-
commencing afresh.
e other unimportant
in the world;
ective word and is
with the following
by a small horizontal

XXXVII.

of repeating the initial words
they are indicated by dashes;
connected by hyphens.

ig, — dis, — dat-iz-sed,
ant.
— az-qr, — me, (m),
s, — hiz, — advantaj,
y, — mj, — us, — her,
— bin, — dun,
t, — meni.
not, — ma, — not,
ot, (qr't.)
— dō, — not-hav-sed,
not, — dō, (had,) —
(wid huk,) — bin,
— never, — ned, —
veri-sori-inded, — hōp-
no-dst.
— meni, — ma, — sō-
m m m
— kan, — yō-ma, — wil,
— must, — be.serten.

We. We-wer, — dō, — did, — hav, — — sen, — qr.
— we sal, — qr, (r up-stroke,) — not, — fnd.
Wid. Wid-it, — hwig, — dis, — dat, — dem, — hwig-yō-
qr-akwated, — sug-az-qr. m
Wer. Wer-dā, — we, — dat. Hwar-iz, (hwar'z) (r up-
stroke.)
Hwot. Hwot-iz, — wer, — wud, — dō, — if, — qr, —
kud-be, — — posibli.
Wud. Wud-yō, — be, — dō, — hav, — not, — not-hav-
sed.
B. Be-sed, — abl-tu. Bj-dis, — me, — meni, — sum-
menz, — everi-menz, — sum-personz, — dar.
T. It-iz, — — not, — — sed, — — sōn, (the last two
with a double circle,) — mj, — ma, — kan, — kud, —
wud. Ot-tu-be. At-sug, — prezent, — de-sam-tjm.
D. Dō-dā, — not, (dōn't.) — — dst.
C. Hwig-wud, — had, — kud, — kan, — haz, — — bin,
— iz-not, — qr, — — not, — ma, — mj, — wil, (q-l.) Hwig.
it-iz, — — ma, — — wud, — — kud-not-hav.
F. If-dat, — yō, — dar, (double-f above the line.) Fer-
sug, — — az-qr, — hwig, — sum-tjm, — dar, (double-f on the
line.) If-it-wer, — — be, — — iz, — — had.
V. Hav-yō, — bin, — had, — sed. Veri-gud, — grat, —
sam, — serten, — wel, — sōn, — muq. Everi-pqrt, — wun,
— person, — man.
H. Ripk-dat, — yō-qr, — — wil, — — ma.
I. Widst-dst, — hwig, — sug. Dat-it, — — iz, — —
haz-bin, — — woz, — qr, — — not, — iz-not, — — tu-be,
— haz, — hwig. Da-wer, — dō, — ad, — hav, — ma. Dis-
tjm, — ds, — advantaj. Dar-wud, — kan, — kud, — —
not-hav-bin, — iz, (haz,) — sal, — wil, — qr, — — sum-per-
sonz, — ma.
S. Sō-az, — — tu, — it-senz, — veri, — litl, — muq, —
meni. Sug-wud, — iz, — az, — qr, — — ma. — — kan,
— — kud, — — hav, — — woz, — — wil.
Z. Iz-it, — — not. Az-it, — — wud, — — woz, — —
ma, — — haz. Az-gud, — — az, — grat, — — az, — fqr,
— az, — wel, — meni, — sōn-az. Iz-not; haz-not.
Σ. Sal-be, — hav, — dō, — fnd, — not.
L. Wil, — not, — be, — hav, — fnd.
R. Ar-yō, — sumtjnz, — sori, — not; — yō qr veri, —
— trōli.
M. Ma-be, — hav, — dā, — az-wel, — konsider. Mjt-hav,
— dis, — sēm. Must-be, — tri, — dō, — kum, — gō, — se,

not. Most-hapl, (mōs-hapl,) — ljkli, — important.
 -i-tjnz, — tipz, — mōr, — ov-dem.
 N. In-el, — konsekvens, — fakt, — dis, — sug, — men-
 tipz, — hiz. Eni-wun, — big, — bodi. Nō-part, — dzt, —
 rezn, — mōr, — — tjm, — wun, — tip, (in full.) Ns-ser.
 Not, — le, — kwit, — dat, — in, — onli, — ns, — non; ned-
 not. Ner-wer, — iz-dis, — qr.

WRITING EXERCISE XXXV.

(In phraceography, and containing all the word-sigs.)

ON IMPROVMENT.

Establishments for improvment, partikyularli ov de mjnd, qr veri important tipz in a kipdem; and de mōr so hwar it-iz yuzual wid-dem tu establi and praktis gud prinsipz. I fonografik establi in partikyular, iz not onli an imediat advantaj tu everi jentiman hō iz a member ov-it, but tu-el. Akerdij tu jeneral opinyon, Fonografi iz a subjekt wē fiae ol-hav plezur in, and hijk upon; widst it, laggvaj iz not hwot-it fud-be—a remark in-hwig-dar-iz grat trōt, and tu-hwig dar-kan-be no objekson. qHs, er-on hwot prinsipl, kan we be gud er grat widst-improvment. Remember, dat everi tip iz an objekt ov-impertans dat kumz under it; and, beyond el, dat de fur wurd ov de Lord God woz givn fer improvment.

After hwot-j-hav-told-ya, qqr-dar yet objeksonz tu-it. Wer dar, an aksnt ov-dem wud olredi hav-bin givn. Grat and gud tipz kan not kum tageder widst-improvment. Sud j-be-told-dat it-ma-hav-bin so, j-fal remark-dat, from hwot j no ov-de jeneral spirit ov el, de trōt iz az j-hav givn it, ner kan ya objekt tu-it. In fert, jentimen, establi it az yar ferst prinsipl dat-ya-wil-not giv up; but, az ya hav oportuniti, do el dat-kan-be-dun tordz improvment in everi tip; so wil ya giv plezur, not tu-me-alon, but tu el.

— ljkli, — important.
 — dis, — sug, — meni-
 l. No-part, — dxt, —
 tip, (in full.) Ns-ser.
 nli, — ns, — non; ned-

XXXV.

all the word-sigs.)

NT.

kyqlarli ov de mind, qd
 de mor so hwar it-iz
 aktis gad prinsiplz. U
 , iz not onli an imediat
 member ov-it, but ta-el.
 i iz a subjekt we fua el-
 , lagwaj iz not hwot-it
 trob, and ta-hwiq dar-
 t prinsipl, kan we be gad
 ber, dat everi tip iz an
 t; and, beyond el, dat de
 or improvment.
 r yet objekfonz ta-it.
 edi hav-bin givn. Grat
 idst-improvment. Stad
 remark-dat, from hwot i
 iz az i-hav givn it, ner
 en, establis it az yor ferst
 az yo hav oportuniti, do
 in everi tip; so wil yo
 l.

Extended Alphabet.

| LONG VOWELS. | | SHORT VOWELS. | |
|--------------|--|---------------|--|
| 1 | ē earth, <i>E.</i> ; le, <i>F.</i> | 7 | i ici, <i>F.</i> |
| 2 | ā, è fair, <i>E.</i> ; frère <i>F.</i> | 8 | è ètè, <i>F.</i> |
| 3 | â pâte, <i>F.</i> | 9 | α, a ask, <i>E.</i> ; patte, <i>F.</i> |
| 4 | ö König, <i>G.</i> | 10 | ö Bücke, <i>G.</i> |
| 5 | eu deux, <i>F.</i> | 11 | o bonne, <i>F.</i> |
| 6 | u rue, <i>F.</i> | 12 | ü Künste, <i>G.</i> |

| NASAL VOWELS. | | CONSONANTS. | |
|---------------|---------------------------|-------------|-------------------------------------|
| 13 | Ʒ in fin, <i>F.</i> | 17 | ch ich, <i>G.</i> ; loch, <i>S.</i> |
| 14 | Ʒ en en, danse, <i>F.</i> | 18 | gh einig, <i>G.</i> |
| 15 | Ʒ un brun, <i>F.</i> | 19 | ll Llanelly, <i>W.</i> |
| 16 | Ʒ on bon, <i>F.</i> | 20 | Ʒ r amor, <i>I.</i> |

In the introduction to this work (See pp. 15, 16, 17,) it was shown that an accurate analysis of the English language gave forty-three elementary sounds, including the diphthongs necessary to be regarded as simple sounds; and in the writing exercises of the phonotypic edition this number of sounds are represented, although, on account of the greater simplicity of a six-vowel scale, three vowels, (ē, ā, α,) have not been recognized in the phonographic exercises.

For the benefit of such as may wish to be as precise in the representation of correct pronunciation in their writing as it is advisable to be in printing, three additional signs for the English language are provided on the preceding page. Suitable signs are also given for the additional sounds used in the French and German, &c., which will enable those who understand these languages to employ Phonography in writing them.

Nos. 1, 2, and 9, will be recognized as English by the words *earth, air, ask*. No. 6 is so near the close English diphthong *u* in *dupe*, that it may be used for that sound, leaving the sign \wedge for the combination *yü* or *yü*. No. 11 is very near the New England *o* in *stone, whole, &c.*, and may be used by them for its representation.

The French nasal sounds, represented by *in, en, em, an, un, on*, and heard in *vin*, No. 13; *temps*, No. 14; *un*, No. 15; *pont*, No. 16, are *pure vowels*, but pronounced *through the nose*, as well as through the mouth. *Temps*, for instance, contains but two sounds, namely, *t* and the 14th nasal vowel (*c, d, r, s, t*, when terminating French words, are generally silent). *Enfant* contains but three sounds; namely, the consonant *f*, preceded and followed by No. 14.

The Scotch guttural in *loch, nicht*, etc., and frequent, also, in German, Welsh, and other languages, is represented by $\text{—}k$, with a wave line through it. The vocal guttural, as in *scig*, is represented by the same sign thickened.

The Welsh *Ll*, which is the whispered form of the English *l* is represented by $\text{—}l$ with a wave line struck through it. This sound is produced by placing the tongue in the position for uttering the English *l*, but emitting breath instead of voice.

ish to be as precise
 onunciation in their
 printing, three addi-
 ge are provided on
 s are also given for
 French and German,
 o understand these
 in writing them.
 ed as English by the
 near the close Eng-
 may be used for that
 mbination *y* or *yw*.
 and *o* in stone, whole,
 its representation.
 esented by *in*, *en*, *em*,
 ; *temps*, No. 14; *un*,
noels, but pronounced
 the mouth. *Temp*,
 urds, namely, *t* and
t, when terminating
 t). *Enfant* contains
 onsonant *f*, preceded
t, etc., and frequent,
 languages, is repre-
 ough it. The vocal
 d by the same sign
 hispered form of the
 h a wave line struck
 uced by placing the
 g the English *l*, but

Declaration of Independence.

(Passed July 4th, 1776.)

1 x ١ ٢ ٣ ٤ ٥ ٦ ٧ ٨ ٩ ١٠ ١١ ١٢ ١٣ ١٤ ١٥ ١٦ ١٧ ١٨ ١٩ ٢٠ ٢١ ٢٢ ٢٣ ٢٤ ٢٥ ٢٦ ٢٧ ٢٨ ٢٩ ٣٠ ٣١ ٣٢ ٣٣ ٣٤ ٣٥ ٣٦ ٣٧ ٣٨ ٣٩ ٤٠ ٤١ ٤٢ ٤٣ ٤٤ ٤٥ ٤٦ ٤٧ ٤٨ ٤٩ ٥٠ ٥١ ٥٢ ٥٣ ٥٤ ٥٥ ٥٦ ٥٧ ٥٨ ٥٩ ٦٠ ٦١ ٦٢ ٦٣ ٦٤ ٦٥ ٦٦ ٦٧ ٦٨ ٦٩ ٧٠ ٧١ ٧٢ ٧٣ ٧٤ ٧٥ ٧٦ ٧٧ ٧٨ ٧٩ ٨٠ ٨١ ٨٢ ٨٣ ٨٤ ٨٥ ٨٦ ٨٧ ٨٨ ٨٩ ٩٠ ٩١ ٩٢ ٩٣ ٩٤ ٩٥ ٩٦ ٩٧ ٩٨ ٩٩ ١٠٠



AMERICAN PHONETIC ASSOCIATION.

President.

BENJ. FITZMAN, Phonographic Institute, Cincinnati, O.

Secretary.

ELIAS LONGLEY, Vine St., Cincinnati, O.

Treasurer.

R. P. PROSSER, Cincinnati, O.

Executive Committee.

CHARLES S. ROTCH, Plymouth, Richland Co., O.

DR. J. W. STONE, Boston.

DR. ADAMS JEWETT, Dayton, O.

DR. S. D. NEWBRO, Lansing, Mich.

F. G. ADAMS, Kansas City, Mo.

The object of this Association is the union and co-operation of all the friends of the Writing and Printing Reform in the United States, Territories and Canada, for the promotion of their common cause.

The Association was organized in 1849, and upwards of fifteen hundred persons have been enrolled as members.

In October, 1854, the constitution was submitted to the members of the Association, and its articles amended, when the above officers were elected by ballot.

Any person may become a member of this Association (see Article 9) who feels an interest in the promotion of the Writing and Printing Reform, under either of the following classes:


1. Those who write Phonetic Shorthand legibly, at the rate of 100 words per minute.
2. Those who write the same system in the ordinary corresponding style.
3. Those who write Phonetic Longhand.
4. Honorary members, who, having no practical acquaintance with the science of Phonetics, yet wish to lend their influence in securing its adoption.
5. Life-members.

It shall be the duty of the first three classes to promote the use of Phonetic writing and printing, by correspondence, and otherwise; and to contribute to the funds of the Association according to their means and the interest they feel in the cause.

It shall be the duty of the fourth class, who have no practical labors to attend to, to use their influence, in whatever way they may judge most expedient, in promoting the interests of the Reform, and to contribute to the funds of the Treasury a sum of not less than \$1.00 annually.

Life membership may be obtained by paying into the Treasury the sum of \$25.

Application for membership to be made to the Secretary of the Association, to be written in the style specified for the use of the class which the applicant desires to join, and accompanied with an appropriate contribution.



b
F
b
a
o
E
r
s
a

C
T
E
R

T
E
N
M
P
T
P

Phonetic Publications.

Published and Sold by Longley Brothers, Cincinnati, O.

THE SPELLING REFORM—Instituted to make universal education possible, by rendering the arts of Reading and Writing pleasant and easy to acquire. **PHONOTYPY** is a rational system of spelling words as they are pronounced, by employing an enlarged alphabet containing a separate letter for each sound, by which means the drudgery of learning to spell is entirely dispensed with, and learning to read is accomplished in one-fourth of the time required in the old way. **PHONOGRAPHY** is a truly philosophical method of writing the English Language, by an alphabet composed of the simplest geometrical signs, which accurately represent the sounds of spoken words. It may be written six times as fast as ordinary longhand, and is equally legible, and such is the simplicity of the art that its principles may be easily mastered even without the aid of a teacher.

The first price is that charged at the counter; the second includes the prepayment of postage; a liberal reduction by the quantity.

Phonotypic We. ks.

| | |
|---|-------------|
| Chart of the Phonotypic Alphabet, on a sheet 24 by 34 inches, | 10—11 |
| The same, 38 by 50, with explanatory matter, and remarks on the acquisition of Good Reading, | 50—64 |
| The same, on canvas and roller, | 1,50 |
| Phonetic Primer, each letter illustrated with a letter suggestive of its sound, | 10—11 |
| First Phonetic Reader, containing simple and interesting reading lessons, | 20—25 |
| <i>With these books teachers and parents can commence a course of Phonetic instruction, in all confidence that other books will follow as fast as they may be wanted.</i> | |
| The Transition Reader, or a Course of Inductive Romanic Reading Lessons. For the use of Phonetic Readers in learning to read Romanically, | 20—25 |
| Biographies of the Presidents, with their Portraits. In paper covers, 40—45; in cloth, gilt lettering, | 50—60 |
| New Testament, 12mo. edition, according to the authorized version. In cloth, 75—90; dark sheep, \$1,00—1,15; morocco, gilt, | \$1,50—1,65 |
| Money-Getting and Money-Spending; a Prize Essay of twenty-four chapters; a serious and reformatory work. In paper, 40—45; cloth, | 50—58 |
| Phonetic Singer, in the Numeral Notation, with an exposition of the system. In cloth, | 20—21 |
| The Unbalanced; or Method in his Madness. A Story in Exposition of Radical Sentiments. (In the 1847 alphabet.) | 20—22 |
| Phonetic Almanac, and Register of the Spelling and Writing Reform, together with a list of the American Phonetic Society, for the years 1852, 1853, 1854, and 1855. | |

LONGLEY BROTHERS LIST OF PUBLICATIONS.

- Phonetic Longhand Writer; exhibiting various styles of Penmanship, 10—11
- Longhand Alphabet, in slips, to be used as a key by enclosing in letters written in phonetic longhand. Per dozen, 6—7
- School Credit Tickets.—A handsome and useful form of Credit Tickets, in Phonetic dress. The Ticket is adapted for Primary and District Schools. Per hundred, 25—50
- The Type of the Times; a large weekly newspaper, mostly in Phonetic spelling.—“Devoted to all the True Interests of the Human Race.” Per year, \$2.00
- The Youth's Friend; an elegant monthly paper, devoted to the improvement of the young. Embellished with Portraits and Historical Illustrations, partly in the phonetic orthography. 50 cents a year; three copies, \$1.00; ten copies, \$3.00; twenty copies, \$5.00

Phonographic Works.

- First Lesson in Phonography; Containing the Alphabet and a simple reading lesson. Useful for lecturers to distribute in an audience, &c. 1 ct. Per hundred, 50—60
- American Manual of Phonography; being a complete exposition of Phonetic Shorthand, especially arranged so as to give the fullest instruction to those who have not the assistance of the oral teacher. In paper, 40—42; cloth, 50—56
- This instruction book is just published, and differs from any other work of the kind in this important particular: It thoroughly explains the Phonotypic or new printing alphabet, and its exercises for writing are printed phonetically, which enables the pupil to progress more correctly and rapidly than if printed in the ordinary orthography.*
- Reporter's Manual and Vocabulary; being an adaptation of Phonography to verbatim reporting. In cloth, \$1.00—1.10
- Shorthand Chart, 34 by 50 inches. In sheets, 40—42; on canvas and rollers, \$1.25
- Declaration of Independence, neatly engraved, and printed in beautiful style, 10—11
- Phonographic Copy Slips, consisting of a series of Progressive Exercises for the learner to read and copy; or it may be used as an ornamental chart, for attracting the attention of strangers, 25—26
- The Phonographic Magazine: A Monthly Miscellany of Science, News and Entertainment. This work is written in the Corresponding Style of Phonography, introducing the simpler Phrasography of the Reporting Style. Conducted by Benn Pitman. Per year, in advance, \$1.00
- The Phonographic Reporter: A Monthly Magazine devoted to the interests and instruction of the Phonographic Reporter, and all who may desire to become such. Conducted by Benn Pitman. Per year, in advance, \$1.00

These works are engraved in a new and superior style, not heretofore attempted, either in this country or in England; and are unmatched for beauty and clearness of outline. They are indispensable to every Phonographer who wishes to thoroughly learn or correctly practice this art.

Intro
docum
Repor
the O
per d
Lectu
first m
20th,
Docur
the pri
dred p
Repor
graphy
the Ph
mittoe
This is
system

Phonet
made o
alphabe
large, 1
Reporti
nograph
in repor
for pres
Phonog
ope); for
Phonog
adapted
Phonog
anywher
themselv
or too so
different
\$1.75; es
that if th
turning t
reprints
extension
Reportin
Phonogr
consisting
often be t
and of in
down the
Phonetic
statement
men of th

iting various 10-11
 sed as a key 6-7
 t. Per dozen, 6-7
 e and useful
 ket is adapted for 25-50
 ekly newspa-
 the true interests 25-50
 \$2.00
 nthly paper,
 ublished with Por-
 netic orthography,
 00; twenty copies, \$5.00
 rks.
 ning the Al-
 rurers to distribute 50-60
 being a com-
 arranged so as to
 assistance of the 50-56
 ers from any other
 oroughly explains
 exercises for writ-
 il to progress more
 any orthography.
 y; being an
 in cloth, \$1.00-1.10
 n sheets, 40
 \$1.25
 ly engraved, 10-11
 of a series
 copy; or it may be
 tion of strangers, 25-26
 nthly Miscel-
 work is written in
 being the simpler
 by Benn Pitman. \$1.00
 ly Magazine
 ography Reporter,
 by Benn Pitman. \$1.00
 style, not heretofore
 and are unmatched
 ispensible to every
 correctly practice

LONGLEY BROTHERS LIST OF PUBLICATIONS.

Phonetic Works in the Common Spelling.

Introduction to Phonography, 16 pp.: an excellent document for presenting to a friend or a stranger to Phonography, 2-3
 Report on Phonetic Teaching, by the Committee of the Ohio State Teachers Association. 16 pages; single copy 2-3; per dozen, 18-30
 Lecture on the Spelling Reform, delivered at the first meeting of the Ohio Phonetic Association, held at Columbus, Dec. 29th, 1851. By L. A. Hine, Esq. Single copy, 2-3 cts.; per dozen, 30
 Documents, explanatory and recommendatory of the principles and practice of Phonography and Phonotypy. Per hundred pages, 10-12
 Report of the Philadelphia High School on Phonography.—On a motion to discontinue the teaching of Phonography in the Philadelphia High School, an able report was made by the Committee who had the subject under consideration, in opposition thereto. This is the most complete and overpowering document in favor of the system ever published. 40 octavo pages, covered, 10-11

Phonetic Stationery.

Phonetic Copy-Books, for Common Schools, (roman or phonetic,) containing on the last page of cover, the shorthand alphabet and an explanation of the system. Small size, 5-6 cts.; large, 10-12; by the dozen, one-fourth less.
 Reporting Paper, double-ruled especially for Phonography. This is a heavy article, and indispensable for convenience in reporting. Per quire, 10-12. Bound into blank books of 84 pages, for preserving reports, &c. 50-68
 Phonographic Letter Paper, (the size of an envelope); for Circulating Magazines, closely ruled. Per quire, 10-12
 Phonographic Pencils, of a superior quality, and adapted for general use. 5 cts. Extra, for Reporting, 10 cts.
 Phonographic Gold Pens, that cannot be excelled anywhere; manufactured for Longley Brothers, Cincinnati, who pledge themselves to suit customers. If a pen bought of them prove too hard or too soft, if returned immediately, it will be exchanged for one of a different flexibility. Price, without holder, \$1.50; ditto, warranted, \$1.75; extra size, \$2.00, warranted. [By warranting a pen we mean, that if the point comes off, by fair usage, within six months, by returning the pen a new one will be supplied. The manufacturer never reprints pens.] Long holder, with penell apparatus, 75 cts.; sliding or extension holder, ditto, \$1.25. Sent by mail free of postage.
 Reporting Covers, Morocco, 75-80; Sheep, 30-35.
 Phonographic Breast Pin; a neat gold emblem, consisting of the word-sign for Phonography, the wearing of which will often be the means of inducing an inquiry in reference to Phonetics, and of introducing Phonographers to each other, as they pass up and down the earth. \$1.00
 Phonetic Envelopes, medium size; containing a statement of the nature of Phonography and Phonotypy, with a specimen of the latter. Per hundred, 30-40

Valuable Books!

TO THE
SUBSCRIBERS

THE TIMES,

Daily Newspaper;
JANUARY 6TH, 1855.
WILEY BROTHERS,
2nd Fifth Streets,
D.C.

REWARDS.
With a Gift or Premium to
the amount of Fifty Cents
for every year!

Being also the publishers of
 into the hands of the read-
 ers, as inducements
 distributed as soon as the

Prizes.
 Between now and 1856 \$200
 100
 50
 25

Prizes for Subscribers.
 (price \$3.) to the 1,000
 greatest number of copies
 \$3,000
 (price \$1.) and the MANUAL OF
 at the several post offices
 sent,..... 1,500
 (price 50 cts.) and the MANUAL OF
 at the several post offices
 sent,..... 1,000
 (price \$1.) to the 500 sub-
 scribers,..... 500
 (price 1,125 cts.) to the fifth do.,..... 1,125
 (price 1,000 cts.) and 'Teachers' Guide
 for Children, (15 cts.) and
 a Phenologically consid-
 ered,..... 1,000
 (price 750 cts.) to the seventh do.,..... 750
 (price 500 cts.) to the eighth do.,..... 500
 (price 250 cts.) an Essay on Business,
 250

\$10,000

for specimen copies, and Sub-
 scribers' plan.



