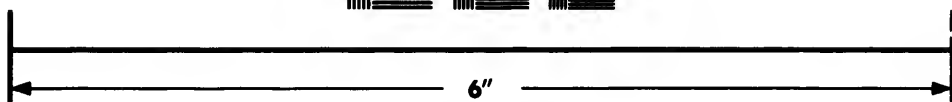



**IMAGE EVALUATION
TEST TARGET (MT-3)**



**Photographic
Sciences
Corporation**

23 WEST MAIN STREET
WEBSTER, N.Y. 14580
(716) 872-4503

0
12
13
14
15
16
17
18
19
20
21
22
23
24
25

**CIHM/ICMH
Microfiche
Series.**

**CIHM/ICMH
Collection de
microfiches.**



Canadian Institute for Historical Microreproductions / Institut canadien de microreproductions historiques

11
10
9
8
7
6
5
4
3
2
1

© 1984

Technical and Bibliographic Notes/Notes techniques et bibliographiques

The Institute has attempted to obtain the best original copy available for filming. Features of this copy which may be bibliographically unique, which may alter any of the images in the reproduction, or which may significantly change the usual method of filming, are checked below.

L'Institut a microfilmé le meilleur exemplaire qu'il lui a été possible de se procurer. Les détails de cet exemplaire qui sont peut-être uniques du point de vue bibliographique, qui peuvent modifier une image reproduite, ou qui peuvent exiger une modification dans la méthode normale de filmage sont indiqués ci-dessous.

- Coloured covers/
Couverture de couleur
- Covers damaged/
Couverture endommagée
- Covers restored and/or laminated/
Couverture restaurée et/ou pelliculée
- Cover title missing/
Le titre de couverture manque
- Coloured maps/
Cartes géographiques en couleur
- Coloured ink (i.e. other than blue or black)/
Encre de couleur (i.e. autre que bleue ou noire)
- Coloured plates and/or illustrations/
Planches et/ou illustrations en couleur
- Bound with other material/
Relié avec d'autres documents
- Tight binding may cause shadows or distortion
along interior margin/
La reliure serrée peut causer de l'ombre ou de la
distortion le long de la marge intérieure
- Blank leaves added during restoration may
appear within the text. Whenever possible, these
have been omitted from filming/
Il se peut que certaines pages blanches ajoutées
lors d'une restauration apparaissent dans le texte,
mais, lorsque cela était possible, ces pages n'ont
pas été filmées.
- Additional comments:/
Commentaires supplémentaires:

- Coloured pages/
Pages de couleur
- Pages damaged/
Pages endommagées
- Pages restored and/or laminated/
Pages restaurées et/ou pelliculées
- Pages discoloured, stained or foxed/
Pages décolorées, tachetées ou piquées
- Pages detached/
Pages détachées
- Showthrough/
Transparence
- Quality of print varies/
Qualité inégale de l'impression
- Includes supplementary material/
Comprend du matériel supplémentaire
- Only edition available/
Seule édition disponible
- Pages wholly or partially obscured by errata
slips, tissues, etc., have been refilmed to
ensure the best possible image/
Les pages totalement ou partiellement
obscurcies par un feuillet d'errata, une pelure,
etc., ont été filmées à nouveau de façon à
obtenir la meilleure image possible.

This item is filmed at the reduction ratio checked below/
Ce document est filmé au taux de réduction indiqué ci-dessous.

10X	12X	14X	16X	18X	20X	22X	24X	26X	28X	30X	32X
						✓					

The copy filmed here has been reproduced thanks to the generosity of:

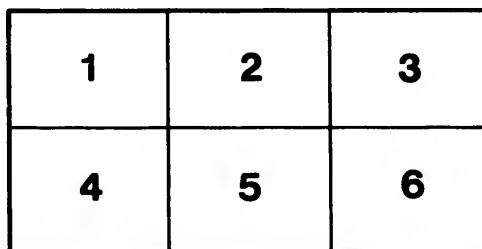
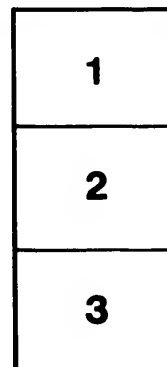
Library of the Public
Archives of Canada

The images appearing here are the best quality possible considering the condition and legibility of the original copy and in keeping with the filming contract specifications.

Original copies in printed paper covers are filmed beginning with the front cover and ending on the last page with a printed or illustrated impression, or the back cover when appropriate. All other original copies are filmed beginning on the first page with a printed or illustrated impression, and ending on the last page with a printed or illustrated impression.

The last recorded frame on each microfiche shall contain the symbol \rightarrow (meaning "CONTINUED"), or the symbol ∇ (meaning "END"), whichever applies.

Maps, plates, charts, etc., may be filmed at different reduction ratios. Those too large to be entirely included in one exposure are filmed beginning in the upper left hand corner, left to right and top to bottom, as many frames as required. The following diagrams illustrate the method:



L'exemplaire filmé fut reproduit grâce à la générosité de:

La bibliothèque des Archives
publiques du Canada

Les images suivantes ont été reproduites avec le plus grand soin, compte tenu de la condition et de la netteté de l'exemplaire filmé, et en conformité avec les conditions du contrat de filmage.

Les exemplaires originaux dont la couverture en papier est imprimée sont filmés en commençant par le premier plat et en terminant soit par la dernière page qui comporte une empreinte d'impression ou d'illustration, soit par le second plat, selon le cas. Tous les autres exemplaires originaux sont filmés en commençant par la première page qui comporte une empreinte d'impression ou d'illustration et en terminant par la dernière page qui comporte une telle empreinte.

Un des symboles suivants apparaîtra sur la dernière image de chaque microfiche, selon le cas: le symbole \rightarrow signifie "A SUIVRE", le symbole ∇ signifie "FIN".

Les cartes, planches, tableaux, etc., peuvent être filmés à des taux de réduction différents. Lorsque le document est trop grand pour être reproduit en un seul cliché, il est filmé à partir de l'angle supérieur gauche, de gauche à droite, et de haut en bas, en prenant le nombre d'images nécessaire. Les diagrammes suivants illustrent la méthode.

errata
to

pelure.
n à

32X

RAILWAY ACCOUNTS.

*Provincial Secretary's Office,
Halifax, 28th May, 1856.*

SIR—

I am commanded by His Excellency the Lieutenant-Governor to instruct you to cause all the Quarterly Accounts of expenditures and liabilities in relation to the Provincial Railways which have been heretofore furnished to your department, and therein examined and checked, in pursuance of law, to be published by the Queen's Printer; also to convey to you His Excellency's instructions to cause all future accounts of such expenditures and liabilities, after they have been so examined and checked, to be so published.

I am commanded further to signify to you, that it is His Excellency's pleasure that you direct three hundred copies of the accounts, when thus published, to be struck off and circulated for the information of the Government, the Legislature, and public functionaries.

I have the honor to be, Sir,

Your most obedient, humble servant,

LEWIS M. WILKINS.

The Hon. SAMUEL CHIPMAN, Financial Secretary, &c.

*Financial Secretary's Office.
Halifax, 9th July, 1856.*

SIR—

In obedience to the commands of His Excellency the Lieutenant-Governor, conveyed in your Letter of the 28th May, I have prepared for publication copies of the Quarterly Accounts furnished to this Office by the Railway Board, according to law, all of which have been examined and checked with the vouchers for each item, from the commencement of the Railway, in April, 1854, to the end of March, 1856; and future Balance Sheets will from time to time be published in like manner.

I have added also a Statement of the Railway Contracts accepted by the Board from the beginning of their operations, and which have either been completed or are in progress at the present time.

I have the honor to be, Sir,

Your obedient Servant,

SAMUEL CHIPMAN.

The Hon. LEWIS M. WILKINS, Provincial Secretary, &c. &c. &c.

DR.		<i>Balance, June 30, 1854.</i>	
1. Cash,		£36	9 5
6. Bank of Nova-Scotia,		1902	19 11
10. Postage and Telegraph,		4	18 2½
✓ 14. Office expenses,		37	4 6½
35. Baring, Brothers & Co.,		8812	17 0
40. Surveying,		225	8 4
52. Incidental expenses,		18	18 9
56. Damages at African Village,		20	1 3
60. Main Road alterations,		200	3 4
62. Salaries,		234	7 6
66. John Cameron, Wm. Turnbull, D. Cameron, and D. Fraser,		568	10 10
		<hr/>	
		£12,061	19 1
		<hr/>	
	<i>Balance.</i>		Cr.
20. The Receiver General,		£12000	0 0
26. Premium and Discount,		61	19 1
		<hr/>	
		£12,061	19 1
		<hr/>	
	[Errors excepted.]		
Halifax, June 30, 1854.		JOHN MORROW.	

DR.		<i>Balance, September 30th, 1854.</i>	
1. Cash,		£11	1 6½
6. Bank of Nova-Scotia,		1228	7 4
10. Postage and Telegraph account,		21	2 5½
✓ 14. Office expenses,		114	13 9
35. Baring, Brothers & Co.		4671	16 7
40. Surveying,		725	2 10
52. Incidental expenses,		196	18 9½
56. Damages at African Village,		175	16 0
60. Main Road alterations,		1448	1 6
62. Salaries,		150	0 0
66. John Cameron, Wm. Turnbull, D. Cameron, and D. Fraser,		12470	0 10
72. Sleepers,		13	0 6
76. Terminus at Government Farm,		820	14 3
80. Printing and Advertising,		92	17 11½
86. Mason Work at Terminus,		176	0 0
89. Materials,		43	14 7
92. Engineering,		250	0 0
96. Iron Rails,		5056	17 7

100. Horse Account,	£59 8 3
105. Office Furniture,	71 17 11
108. Reservoir at Government Farm,	12 8 8
111. J. A. Morriss, Contractor,	250 0 0
112. J. R. Forman,	2 0 0
	<hr/>
	£28,062 0 11

	<i>Balance.</i>	<i>Cr.</i>
20. Hon. Receiver General,	£28000 0 0	
26. Premium and Discount,	58 19 1	
98. J. R. Morse,	8 1 10	
	<hr/>	
	£28,062 0 11	

[Errors excepted.]

Halifax, Sept. 30, 1854.

JOHN MORROW.

Dr. Balance, December, 1854.

1. Cash,	£2 9 8
6. Bank of Nova-Scotia,	179 2 10
10. Postage and Telegraph Account,	44 12 3½
✓ 14. Office expenses,	156 16 10
30. Bills of Exchange,	2532 1 8
40. Surveying,	957 4 9
52. Incidental expenses,	405 16 4
56. Damages at African Village,	210 7 9
60. Main Road alterations,	2268 9 9
62. Salaries,	1700 0 0
66. John Cameron & Co.	20601 10 10
72. Sleepers,	485 17 3
76. Terminus,	1582 16 5½
80. Printing and Advertising,	134 11 2
86. Mason Work at Terminus,	213 4 6
89. Materials,	405 14 9½
92. Engineering,	250 0 0
96. Iron Rails,	12633 3 10½
100. Horse Account,	82 18 3
105. Office Furniture,	137 13 8
108. Reservoir at Government Farm,	274 4 2
114. Daniel McPherson,	27 7 0
115. Fire Wood,	18 15 0
118. Cars,	2076 18 4
122. Station House,	266 15 4½
124. Spikes,	612 14 11

126. Iron Chairs,	£4418	11	4½
128. McDonald and Black,	6022	10	0
132. Permanent Way,	798	1	6½
140. Switches and Crossings,	504	11	9
141. Keys,	183	5	11
142. Wharf,	521	10	6
143. Gunpowder,	67	14	4
144. William Turnbull,	20	0	0
145. Brig "Jane,"	25	0	0
146. Caleb Putnam,	400	0	0
147. Creelman & Co.	4	10	0
148. Peckford & Co.	15	0	0
150. Snow Plough,	225	0	0
153. Locomotives,	2078	0	0
154. Turntables,	400	0	0

£63,945 2 10½

Balance.

	<i>Cr.</i>		
20. Receiver General,	£56228	2	6
26. Premium and Discount,	59	9	3
36. Baring, Brothers & Co.	4817	1	3½
50. James Allen,	12	17	0
71. J. J. Clark,	12	10	0
98. J. R. Morse,	116	7	9
102. James Pollock,	1	2	6
131. Bessonett & Brown,	4	6	6
149. Joseph Jennings,	17	17	6
151. Thompson & Esson,	64	9	3
152. Ordnance Department,	132	19	4
155. Mattfield Manufacturing Company,	2478	0	0

£63,945 2 10½

[Errors excepted.]

Halifax, Dec. 31, 1854.

JOHN MORROW.

Dr. *Balance, March, 1855.*

1. Cash,	£31	5	10½
7. Bank of Nova-Scotia,	768	8	6
10. Postage and Telegraph,	64	8	3
✓ 14. Office expenses,	212	8	7½
30. Bills of Exchange,	2532	1	8
35. Baring, Brothers & Co.	295	1	3
40. Surveying,	1385	19	2½

1	4½	52. Incidental expenses,	£718	8	2
0	0	56. Damages at African Village,	210	7	9
1	6½	58. Wheelbarrows,	83	4	6
1	9	60. Main Road alterations,	2290	4	1
5	11	62. Salaries,	1821	17	6
0	6	66. John Cameron and others,	21920	0	10
4	4	72. Sleepers,	557	13	3
0	0	76. Terminus,	1977	15	4
0	0	80. Printing and Advertising,	232	5	4
0	0	86. Mason work at Terminus,	230	14	0
0	0	89. Materials,	155	0	11
0	0	92. Engineering,	250	0	0
0	0	94. Wm. Davey,	9	7	6
0	0	96. Iron Rails,	12633	3	10½
0	0	100. Horse account,	116	18	1
0	0	105. Office Furniture,	140	3	2
0	0	108. Reservoir,	232	1	6
0	0	114. Daniel McPherson,	27	7	0
0	0	115. Fire Wood,	67	3	0
0	0	118. Cars,	2086	18	6
0	0	122. Station House,	754	0	1
0	0	124. Spikes,	612	14	11
0	0	226. Iron Chairs,	4418	11	4½
0	0	128. McDonald and Black,	6552	0	0
0	0	132. Permanent Way,	1128	11	6½
0	0	139. Donald Cameron,	89	3	0
0	0	140. Switches and Crossings,	504	11	9
0	0	141. Keys,	183	5	11
0	0	142. Wharf,	521	10	6
0	0	143. Gunpowder,	54	4	4
0	0	144. William Turnbull,	235	0	0
0	0	146. Caleb Putnam,	650	0	0
0	0	147. Creelman & Co.	3365	17	6
0	0	148. Pickford & Co.	34	10	7½
0	0	150. Snow Plough,	225	0	0
0	0	153. Locomotives,	2232	8	1½
0	0	154. Turntables,	410	2	6
0	0	156. Fencing,	55	16	9
0	0	157. E. Woodworth,	126	5	0
0	0	158. Waggon,	96	14	11
0	0	159. Commission and Agency,	25	13	6
0	0	169. Pugsley, Pollock, and Putnam,	200	0	0
0	0	162. Rolling Stock,	125	0	0
0	0	166. C. W. Folsom,	44	10	1
0	0	168. H. Bradley,	62	3	0
0	0	170. Gun,	3	8	0
0	0	172. Walter U. Jones,	7	0	0

176. Omnibusses,	£360	0	6
178. Clay Cutting,	88	6	8
180. Law charges,	55	8	4
182. Folsom and Bradley,	62	1	8
191. Sawing Machine,	377	11	8
192. Blacksmith's Shop,	80	15	11
193. William Grant,	160	0	0
194. Robert Graham,	50	0	0
195. Derrick,	11	8	6
196. Sign Boards,	10	16	1
197. Timothy Lerno,	9	8	2
	<hr/>		
	£74,983	12	9

	<i>Balance.</i>		<i>CR.</i>
20. Receiver General,	£72,228	2	6
26. Premium and Discount,	70	11	6
153. Mattfield Manufacturing Company,	2478	0	0
163. Railway Tickets,	84	1	9½
186. Omnibus Tickets,	1	11	8
188. Interest Account,	112	2	6½
198. Government Farm,	9	8	2
	<hr/>		
	£74,983	12	9

[Errors excepted.]

Halifax, March 31, 1855.

JOHN MORROW.

	<i>DR.</i>	<i>Balance June, 1855.</i>	
1. Cash,	£110	4	6½
7. Bank,	994	0	6
10. Postage and Telegraph,	80	1	4
✓ 14. Office expenses,	295	9	10½
30. Bills of Exchange,	2532	1	8
40. Surveying,	2609	15	9½
52. Incidental expenses,	782	18	0½
56. Damages at African Village,	210	7	9
58. Wheelbarrows,	67	9	6
60. Main Road alterations,	2290	4	1
62. Salaries,	3875	0	0
72. Sleepers,	1376	3	10
76. Terminus,	1977	15	4
80. Printing and Advertising,	232	5	4
86. Mason Work at Terminus,	230	14	0

0	6	80. Materials,	£258	4	8½
6	8	92. Engineering,	250	0	0
8	4	94. William Davey,	8	15	0
1	8	96. Iron Rails,	18241	7	11½
11	8	100. Horse Account,	102	4	1
15	11	105. Office Furniture,	140	8	2
0	0	108. Reservoir,	828	15	9
0	0	114. Daniel McPherson,	80	0	0
8	6	115. Fire Wood,	72	2	9
16	1	118. Cars,	3251	8	6½
8	2	122. Station House,	843	11	10½
12	9	124. Spikes,	706	0	7½
		126. Iron Chairs,	6116	8	7½
		132. Permanent Way,	1252	15	7
		140. Switches and Crossings,	998	19	10½
CR.		141. Keys,	938	18	10
2	6	142. Wharf,	521	10	6
11	6	143. Gunpowder,	40	14	4
0	0	144. Wm. Turnbull,	1368	0	0
1	9½	146. Caleb Putnam,	650	0	0
11	8	147. Creelman & Co.	9328	8	11½
2	6½	148. Pickford & Co.	57	13	9
3	2	150. Snow Plough,	225	0	0
12	9	153. Locomotives,	2284	16	9½
		154. Turntables,	410	2	6
		156. Fencing,	98	4	1
ROW.		157. E. Woodworth,	151	5	6
		158. Waggon,	132	15	6
		159. Commission and Agency,	31	17	1
		161. Rolling Stock,	125	0	0
		166. C. W. Folsom,	41	17	2
		168. W. H. Bradley.	16	0	5½
4	6½	176. Omnibusses,	386	10	6
0	6	178. Clay Cutting,	38	6	8
1	4	180. Law charges,	68	6	8
9	10½	182. Folsom and Mardling,	46	10	11
1	8	191. Sawing Machine,	386	2	6
5	9½	192. Blacksmiths' shop.	31	15	11
8	0½	193. Wm. Grant,	791	0	3
7	9	194. Robert Graham,	225	0	0
9	6	196. Sign Boards,	11	19	4
4	1	199. Thomas Shey,	42	10	0
0	0	200. Posts,	6	6	0
3	10	201. Wyman & Co.	810	0	0
5	4	202. Caudle & Co.	408	12	7
5	4	203. Bridge at Sackville,	184	5	6
4	0				

204. John Cameron,	£725	0	0
205. W. Fairbairn & Sons,	625	0	0
209. Contract No. 1,	22925	0	0
210. Wm. Adams,	210	15	8
211. Timber,	240	4	9
213. Wheels and Axles per Plantagenet,	494	19	5½
214. Iron Rails per J. Bradshaw,	11157	6	4½
215. Brick Making Machine,	936	2	4
218. Station at Sackville,	13	13	3
219. James Fraser,	64	0	0
222. Black, McDonald, & Irons,	2406	15	0
224. Wheels and Axles per Clyde,	21	5	0
226. Thomas O'Connor,	18	10	4½
231. Survey into Halifax,	10	15	6
232. A. Campbell,	5	0	0
284. Executive Government,	306	2	3
236. Embankment, McDonald & Black's Contract,	33	0	6
238. Wm. Turnbull, fencing,	120	0	0
240. Scows,	50	0	0
242. Wyman & Co., Contract No. 2,	247	0	0
244. King & Brothers,	3	15	0
246. Contract No. 2,	8998	16	0
248. Lumber,	72	11	4
	£114,800	0	2½

Balance.

Cr.

20. Receiver General,	£100046	17	6
26. Premium and Discount,	62	11	1
36. Baring, Brothers, & Co.	11591	2	3
155. Mattfield Manufacturing Company,	2478	0	0
163. Railway Tickets,	325	15	11½
184. John Stairs,	2	3	3½
186. Omnibus Tickets,	1	2	6
188. Interest account,	113	3	6½
198. Governor's Farm,	9	3	2
207. Wm. Gray,	141	12	3
212. Thomas Ramsey,	27	5	6
228. Freight per Railway,	0	16	9
	£114,800	0	2½

[Errors excepted.]

Halifax, June 30, 1855.

JOHN MORROW.

Dr. *Balance September, 1855.*

1. Cash,	£182 14 11½
7. Bank,	78 7 8
10. Postage and Telegraph,	95 18 5
14. Office expenses,	493 7 8½
41. Surveying,	3378 18 2½
53. Incidental expenses,	901 17 8½
56. Damages at African Village,	210 7 9
58. Wheelbarrows,	44 15 4½
60. Main Road alterations,	2308 19 1
62. Salaries,	4518 15 0
72. Sleepers,	2576 2 11
76. Terminus,	1977 15 4
80. Printing and Advertising,	260 0 8
86. Mason Work at Terminus,	280 14 0
89. Materials,	258 12 10½
92. Engineering,	250 0 0
96. Iron Rails,	36206 8 1½
100. Horse Account,	106 15 4
105. Office Furniture,	140 15 2
108. Reservoir at Governor's Farm,	388 18 3
114. Daniel McPherson,	6 18 1½
115. Fire Wood,	225 0 3
118. Cars,	3270 15 0
122. Station House,	1204 1 6
124. Spikes,	1073 5 8½
126. Iron Chairs,	8771 2 8½
132. Permanent Way,	3221 11 9
140. Switches and Crossings,	998 19 10½
141. Keys,	940 5 10
142. Wharf,	521 10 6
143. Gunpowder,	81 14 4
147. Creelman & Co.	13529 3 11½
148. Pickford & Co.	45 0 0
150. Snow Plough,	237 17 9½
153. Locomotives,	2901 6 4½
154. Turntables,	426 2 6
156. Fencing,	813 10 8½
157. E. Woodworth,	0 13 10½
158. Waggons,	98 8 10½
159. Commission and Agency,	31 17 1
161. Rolling Stock,	125 0 0
166. C. W. Folsom,	14 16 10
168. W. H. Bradley,	0 0 5
176. Omnibusses,	330 5 6
178. Clay Cutting,	38 6 8

0
0
0
8
9
5½
4½
4
3
0
0
0
0
4½
6
0
3
6
0
0
0
0
0
4
2½
6
1
3
0
11½
3½
6
6½
2
8
6
9
2½

180. Law charges,	£63	6	8
182. Folsom and Bradley,	19	17	6
191. Sawing Machine,	386	12	6
192. Blacksmiths' shop.	39	3	11
193. Wm. Grant,	1984	0	3
194. Robert Graham,	30	0	0
196. Sign Boards,	11	19	4
199. Thomas Shey,	63	15	0
200. Posts,	6	6	0
202. Caudle & Co.	955	12	7
203. Bridge at Sackville,	434	15	8½
205. W. Fairbairn & Sons,	2634	2	10
209. Contract No. 1,	22925	0	0
210. Wm. Adams,	435	9	9½
213. Wheels and Axles per Plantagenet,	494	19	5½
215. Brick Making Machine,	936	2	4
218. Station at Sackville,	328	11	3½
222. Black, McDonald, & Irons,	11488	15	0
224. Wheels and Axles per Clyde,	21	5	0
230. Survey into Halifax,	10	15	6
232. A. Campbell,	5	0	0
234. Executive Government,	306	2	3
240. Scows,	77	10	0
246. Contract No. 2,	9298	16	0
248. Lumber and Timber Account,	431	15	5
252. Revenue,	38	0	0
256. Thomas Foot,	20	0	0
258. Miscellaneous Account,	1	8	0
268. McDonald and Simpson,	26	5	0
270. Uniform Guards,	6	15	3
272. Mitchell,	5	0	0
278. Contract No. 4,	1388	12	6
282. Station at 9 Mile House,	3	10	8
288. Express Waggons,	66	4	8½
290. Johnston and Dimock,	60	0	0
292. Upholding,	180	0	9
294. Blacksmith's Shop at Sackville,	32	17	1½
296. Waggon per "Geo. Washington,"	99	15	4½
304. Cattle Cars,	588	5	4
306. Cameron, Cameron, and McDonald, No. 4,	3002	0	0
308. Thomas Woodworth,	20	0	0
312. Iron Rails per "Eagle,"	865	0	1
214. Cameron, Cameron, and McDonald, genl. Act.	102	0	0
314. Iron Rails per "Rover's Bride,"	7083	5	1
318. Chairs and Spikes per "Shooting Star,"	694	7	10½
322. Chairs and Spikes per "Stag,"	1072	1	10½
332. Thomas Galrigan,	57	0	0

334. L
336. C
338. C
340. V
342. M
346. C
358.
344.

20.
26
35
163
184
18
19
19
22

	£34	5	3
	0	6	9
334. Locomotive and Cars,	216	0	0
336. Chairs per "Stag,"	20	0	0
338. Cameron, Cameron, and McDonald, Cont. 3,	495	0	0
340. Wm. Hawkins,	137	5	3
342. McDonald & Simpson, Contract 5,	833	6	8
346. Contract No. 3,	4247	10	0
358. Embankment, Rocky Lake,			
344. Locomotives per "Micmac,"			
	£168,153	7	9½

	CR.
Balance.	£152166 10 2
20. The Receiver General,	77 18 6½
26. Premium and Discount,	14616 0 11½
35. Baring, Brothers, & Co.	1140 2 7½
163. Railway Tickets,	2 9 3½
184. John Stairs,	113 3 6½
188. Interest account,	0 1 0
190. Thomas Angus,	9 3 2
198. Governor's Farm,	27 18 6
228. Freight per Railway,	
	£168,153 7 9½

[Errors excepted.]

Halifax, September 30, 1855.

JOHN MORROW.

	DR.	Balance, December, 1855.	
1. Cash,	£78	17	0½
7. Bank,	3514	13	1
58. Wheelbarrows,	23	15	4½
67. Insurance Account,	150	7	6
72. Sleepers,	2576	7	11
89. Materials,	330	3	0
96. Iron Rails,	45684	16	0
105. Office Furniture,	153	12	8
115. Fire Wood,	143	9	8½
122. Station House, &c at Terminus,	1444	4	7
124. Spikes,	1330	14	4½
126. Iron Chairs,	10582	9	0½
132. Permanent Way,	54535	6	7
140. Switches and Crossings,	993	19	10½
141. Keys,	1324	14	4
142. Wharf,	618	17	1
143. Gunpowder,	22	14	4

147. Creelman & Co.,	£18278	3	11½	
148. Pickford & Co.	59	6	6	
157. E. Woodworth,	0	1	6	
161. Rolling Stock,	13082	16	2	
174. Thomas Hanwright,	27	10	0	
176. Omnibusses,	329	3	0	
191. Sawing Machine,	392	15	0	
192. Blacksmith's Shop,	81	19	1½	
193. William Grant,	2514	0	3	
194. Robert Graham,	130	0	0	
199. Thomas Shey,	64	17	6	
202. Robert Caudle & Co.,	1774	12	7	
203. Bridge at Sackville,	2937	10	4½	
205. Wm. Fairbairn & Sons, Manchester,	1000	0	0	
210. Wm. Adams,	435	9	9½	
213. Wheels and Axles per "Plantagenet,"	479	11	5½	
215. Brick Making Machine,	936	10	2½	
218. Station at Sackville,	519	2	7½	
222. Black, McDonald, and Irons,	21297	9	0	
230. Survey into Halifax,	10	15	6	
234. Executive Government,	306	2	3	
240. Scows,	77	10	0	
244. King & Brothers,	13	13	9	
248. Lumber, Timber, &c.,	586	19	9½	
256. Thomas Foot,	51	0	0	
268. McDonald and Simpson,	48	2	10	
270. Uniform Guards, &c.,	2	15	3	
272. Mitchell,	5	0	0	
278. Contract No. 4, Trunk Line,	1388	12	6	
282. Station at Nine Mile House,	3	10	8	
288. Express Waggon,	66	12	2½	
290. Johnston and Dimock,	223	14	4	
294. Blacksmith's Shop at Sackville,	44	2	2	
306. Cameron, Cameron, and McDonald, Con- tract No. 4, Windsor Branch,	12832	0	0	
314. Cameron, Cameron, and McDonald. Gnl. Account,	204	18	0	
332. Thomas Gahagan,	185	13	10	
338. Cameron, Cameron, and McDonald, Con- tract No. 3, Windsor Branch,	2238	0	0	
342. McDonald and Simpson, Contract No. 5, Windsor Branch,	2141	0	0	
346. Contract No. 3,	137	5	3	
348. Embankment across Rocky Lake,	833	6	8	
352. Bridge at Fletcher's,	722	1	0½	
356. Chairs and Spikes per Brig "Highland" Mary" to Windsor,	1382	8	9	

36

36

37

37

37

38

38

38

38

38

362. Cameron, Cameron, and McDonald, Con- tract No. 1, W. B.,	£2145	0	0
366. Contract at Sackville Bridge,	159	7	10½
370. New Engine House,	64	16	0
374. Freight of Iron,	653	4	8½
376. McDonald and Simpson, Contract No. 2,	2094	0	0
380. Donald Fraser,	3726	6	2
382. Alexander Moir,	32	10	0
383. Rock Cutting, Contract No. 4,	188	9	11
384. John Kennedy,	8	0	0
388. Freight of Iron up the Road,	38	9	4
	<hr/>		
	£220,470	15	4

Balance.

	<i>Cr.</i>		
20. Receiver General,	£206075	17	8
26. Premium and Discount,	73	11	9½
36. Baring, Brothers & Co.	12408	15	8½
103. Wm. Marshall,	62	10	0
167. Wm. McCully, Liverpool,	48	11	7
184. John Stairs,	220	1	7
188. Interest Account.	112	15	7½
149. Joseph Jennings & Son,	59	10	8
151. Thompson & Esson,	15	15	0
198. Governor's Farm,	9	3	2
232. Stairs, Son, & Morrow,	89	1	2
232. Angus Campbell,	1	2	6
252. Revenue,	901	18	3
334. Locomotive and Cars,	22	2	7
358. Henry Yeomans,	37	15	0
360. Edward Goudge,	47	17	6
372. Alexander Stewart,	162	10	0
385. James Bowes & Son,	78	12	3
378. P. M. Cunningham,	6	9	0½
386. George Smithers,	36	14	3
	<hr/>		
	£220,470	15	4

[Errors excepted.]

Halifax, Dec. 31, 1855.

JOHN MORROW.

11½
6
6
2
0
0
0
0
1½
3
0
6
7
4½
0
9½
5½
2½
7½
0
6
3
0
9
9½
0
0
3
0
½

<i>Balance, March, 1856.</i>	DR.	CR.
1. Cash,	£126 16 9½	
8. Bank of Nova-Scotia,	461 6 2	
10. Postage and Telegraph,	16 5 8½	
15. Office expenses,	126 18 7	
21. Receiver General,		£244987 15 2
26. Premium and Discount,		73 0 8½
38. Baring, Brothers & Co.		591 15 0
41. Surveying,	204 9 1½	
51. Storage,		0 13 6
53. Incidental expenses,	243 9 1½	
58. Wheelbarrows,	23 15 4½	
62. Salaries,	234 7 6	
67. Insurance account,	150 7 6	
72. Sleepers,	2576 7 11	
80. Printing and Advertising,	114 17 7	
89. Materials,	336 13 0	
96. Iron Rails,	45684 16 0	
105. Office Furniture,	162 16 8	
115. Fire Wood,	208 0 0	
123. Station House and other buildings at Terminus, }	1520 9 0½	
124. Spikes,	1330 14 4½	
126. Iron Chairs,	10593 6 8½	
133. Permanent Way,	54662 15 2½	
140. Switches and Crossings,	998 19 10½	
141. Keys,	1326 9 5½	
142. Wharf,	620 14 7	
143. Gunpowder,	22 14 4	
147. Creelman & Co.	18966 12 2½	
148. Pickford & Co.	24 6 6	
155. Mattfield Manufacturing Co.	44 9 4	
147. Elias Woodworth,	31 6 6	
159. Commission and Agency,	195 6 4½	
161. Rolling Stock,	13136 13 10	
163. Railway Tickets,		327 16 7
167. W. McCully, Liverpool, G.B.	125 0 0	
174. Thomas Hanright,	42 10 0	
176. Omnibusses,	329 3 0	
180. Law charges,	101 16 8	
184. John Stairs,		60 0 0
188. Interest Account,		49 9 0½
191. Sawing Machine,	392 15 0	
192. Blacksmith's Shop,	100 14 1½	
193. Wm. Grant, Contractor,	2514 0 3	
198. Governor's Farm,		9 3 2
199. Thomas Shey,	34 17 6	

202.	Robert Caudle & Co.,	£2006	12	7	
206.	Bridge at Sackville,	3216	12	7	
205.	Wm. Fairbairn & Sons,	2656	1	9	
210.	Wm. Adams,	435	9	9½	
218.	Wheels and Axles per } "Plantagenet," }	307	8	5½	
215.	Brick Making Machines,	936	10	2½	
218.	Station at Sackville,	685	13	0½	
222.	Black, McDonald, & Irons,	23807	9	0	
228.	Freight per Railway,				£107 12 5½
230.	Survey into Halifax,	32	15	6	
232.	Angus Campbell,				1 2 6
234.	Executive Government,	306	2	3	
240.	Scows,	77	10	0	
244.	King & Brothers,	47	7	4	
248.	Lumber and Timber Acct.	586	19	9½	
252.	Revenue,	27	7	0½	
256.	Thomas Foot,	97	12	6	
260.	T. Edington & Sons, Glasgow	3178	17	1	
268.	M'Donald & Simpson, g. acct.	102	0	10	
270.	Uniform Guards, &c.,	12	9	0	
272.	Mitchell,	5	0	0	
278.	Contract No. 4,	1420	0	0	
282.	Station at 9 Mile House,	3	10	8	
288.	Express Waggon,	66	12	2½	
290.	Johnston and Dimock,	223	14	4	
292.	Upholding,	110	18	4½	
294.	Blacksmith's Shop, Sackville,	43	8	5	
306.	Cameron, Cameron, and } McDonald, C. 4, Windsor B. }	16110	0	0	
314.	Cameron, Cameron, and } McDonald, Gen. Account }	324	1	0	
332.	Thomas Gahagan,	185	13	10	
334.	Locomotive and Cars,				22 2 7
338.	Cameron & Co., Contract } No. 3, Windsor Branch, }	3743	0	0	
342.	McDonald and Simpson, } Con. No. 5, Windsor B. }	5193	0	0	
346.	Contract No. 3,	137	5	3	
348.	Embankment across Rocky } Lake, }	833	6	8	
352.	Bridge at Fletcher's,	722	1	0½	
356.	Chairs & Spikes p. "High- } land Mary" to Windsor, }	1382	8	9	
362.	Cameron & Co. Con. No. 1, } Windsor Branch, }	4303	0	0	
366.	Contract at Sackville Bridge,	188	1	7½	

2
8½
0
6

270. New Engine House,	£84	1	8½		
372. Alexander Stewart,				£162	10 0
374. Freight of Iron,	653	4	8½		
376. McDonald and Simpson, No. 2, Windsor Branch,	6289	0	0		
380. Donald Fraser,	5881	11	2		
382. Alexander Moir,	32	10	0		
383. Rock Cutting,	368	10	9½		
384. John Kennedy,	8	0	0		
388. Freight of Iron up the Road,	38	9	4		
390. Traffic Charges,	103	10	1		
394. Repairs of Stock,	69	12	6		
399. Gas Machine,	43	18	2		
400. Bank Revenue,	101	0	2		
402. Locomotives,	239	15	10½		
405. Cordwood on the Line,	164	13	9		
406. James Grant,	233	19	9		
407. Black, Brothers, & Co.				44	19 9
408. Accident at 3 Mile House,	128	17	7½		
409. S. Sutherland, & Co.	697	10	0		
410. Young and West,				3	15 0
	£246,441	15	5½	£246,441	15 5½

[Errors excepted.]

Halifax, March 31, 1856.

JOHN MORROW.

NOVA-SCOTIA RAILWAY OFFICE,
Halifax, June 30, 1856.

Contracts, Main Line.

	LENGTHS.				
	Miles.	Chains.			
1. Cameron, Cameron, Turnbull & Fraser,	6	45	£22925	0	0
2. McDonald and Black,	1	10	9398	16	0
3. Creelman & Co.,	2	57	24201	0	0
4. Grant, James, Grant, & W. Turnbull,	0	70	6641	18	2
5. Black, McDonald, and Irons,	8	62	46360	19	3
6. Donald Fraser,	2	40	16798	8	6
7. D. Sutherland & Sons,	7	0½	30774	10	11
4. Johnston & Blackie,	10	9½	41616	18	4

Windsor Branch.

1. Cameron, Cameron, & McDonald,	6	7½	33305	0	6
2. MacDonald & Simpson,	6	39	28000	0	0
3. Cameron, Cameron, and McDonald,	5	76	41411	11	5
4. Do. do. do.	5	74	47458	13	3
5. MacDonald & Simpson,	6	30	21500	0	0

JOSEPH HOWE, Chairman.

