

**CIHM
Microfiche
Series
(Monographs)**

**ICMH
Collection de
microfiches
(monographies)**



Canadian Institute for Historical Microreproductions / Institut canadien de microreproductions historiques

© 1998

Technical and Bibliographic Notes / Notes techniques et bibliographiques

The Institute has attempted to obtain the best original copy available for filming. Features of this copy which may be bibliographically unique, which may alter any of the images in the reproduction, or which may significantly change the usual method of filming are checked below.

- Coloured covers / Couverture de couleur
- Covers damaged / Couverture endommagée
- Covers restored and/or laminated / Couverture restaurée et/ou pelliculée
- Cover title missing / Le titre de couverture manque
- Coloured maps / Cartes géographiques en couleur
- Coloured ink (i.e. other than blue or black) / Encre de couleur (i.e. autre que bleue ou noire)
- Coloured plates and/or illustrations / Planches et/ou illustrations en couleur
- Bound with other material / Relié avec d'autres documents
- Only edition available / Seule édition disponible
- Tight binding may cause shadows or distortion along interior margin / La reliure serrée peut causer de l'ombre ou de la distorsion le long de la marge intérieure.
- Blank leaves added during restorations may appear within the text. Whenever possible, these have been omitted from filming / Il se peut que certaines pages blanches ajoutées lors d'une restauration apparaissent dans le texte, mais, lorsque cela était possible, ces pages n'ont pas été filmées.
- Additional comments / Commentaires supplémentaires:

L'Institut a microfilmé le meilleur exemplaire qu'il lui a été possible de se procurer. Les détails de cet exemplaire qui sont peut-être uniques du point de vue bibliographique, qui peuvent modifier une image reproduite, ou qui peuvent exiger une modification dans la méthode normale de filmage sont indiqués ci-dessous.

- Coloured pages / Pages de couleur
- Pages damaged / Pages endommagées
- Pages restored and/or laminated / Pages restaurées et/ou pelliculées
- Pages discoloured, stained or foxed / Pages décolorées, tachetées ou piquées
- Pages detached / Pages détachées
- Showthrough / Transparence
- Quality of print varies / Qualité inégale de l'impression
- Includes supplementary material / Comprend du matériel supplémentaire
- Pages wholly or partially obscured by errata slips, tissues, etc., have been refilmed to ensure the best possible image / Les pages totalement ou partiellement obscurcies par un feuillet d'errata, une pelure, etc., ont été filmées à nouveau de façon à obtenir la meilleure image possible.
- Opposing pages with varying colouration or discolourations are filmed twice to ensure the best possible image / Les pages s'opposant ayant des colorations variables ou des décolorations sont filmées deux fois afin d'obtenir la meilleure image possible.

This item is filmed at the reduction ratio checked below / Ce document est filmé au taux de réduction indiqué ci-dessous.

10x		14x		18x		22x		26x		30x	
								✓			
12x		16x		20x		24x		28x		32x	

The copy filmed here has been reproduced thanks to the generosity of:

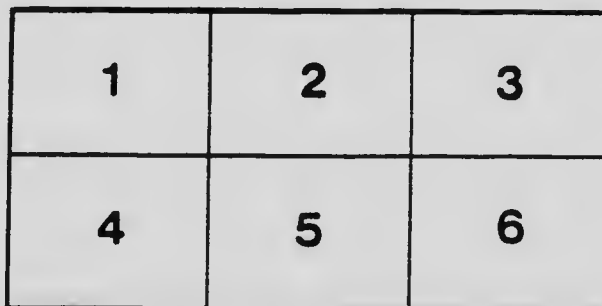

National Library of Canada

The images appearing here are the best quality possible considering the condition and legibility of the original copy and in keeping with the filming contract specifications.

Original copies in printed paper covers are filmed beginning with the front cover and ending on the last page with a printed or illustrated impression, or the back cover when appropriate. All other original copies are filmed beginning on the first page with a printed or illustrated impression, and ending on the last page with a printed or illustrated impression.

The last recorded frame on each microfiche shall contain the symbol \rightarrow (meaning "CONTINUED"), or the symbol ∇ (meaning "END"), whichever applies.

Maps, plates, charts, etc., may be filmed at different reduction ratios. Those too large to be entirely included in one exposure are filmed beginning in the upper left hand corner, left to right and top to bottom, as many frames as required. The following diagrams illustrate the method:



L'exemplaire filmé fut reproduit grâce à la générosité de:

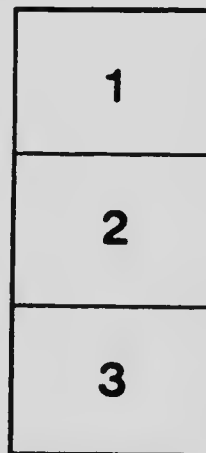
Bibliothèque nationale du Canada

Les images suivantes ont été reproduites avec le plus grand soin, compte tenu de la condition et de la netteté de l'exemplaire filmé, et en conformité avec les conditions du contrat de filmage.

Les exemplaires originaux dont la couverture en papier est imprimée sont filmés en commençant par le premier plat et en terminant soit par la dernière page qui comporte une empreinte d'impression ou d'illustration, soit par le second plat, selon le cas. Tous les autres exemplaires originaux sont filmés en commençant par la première page qui comporte une empreinte d'impression ou d'illustration et en terminant par la dernière page qui comporte une telle empreinte.

Un des symboles suivants apparaîtra sur la dernière image de chaque microfiche, selon le cas: le symbole \rightarrow signifie "A SUIVRE", le symbole ∇ signifie "FIN".

Les cartes, planches, tableaux, etc., peuvent être filmés à des taux de réduction différents. Lorsque le document est trop grand pour être reproduit en un seul cliché, il est filmé à partir de l'angle supérieur gauche, de gauche à droite, et de haut en bas, en prenant le nombre d'images nécessaire. Les diagrammes suivants illustrent la méthode.



LABORATORY
OF THE
INLAND REVENUE DEPARTMENT

OTTAWA, CANADA

BULLETIN No. 404

FERTILIZERS—1918

Faint, illegible text along the left margin, possibly bleed-through from the reverse side of the page.

NOTES AND COMMENTS.

Under this heading, as occasion arises, the Bulletins issued by this Department will contain, as an appendix, such comment as may seem necessary or advisable upon matters relating to the work of the Department in connection with the administration of the Adulteration Act, the Fertilizers Act, the Feeding Stuffs Act or the Proprietary Medicines Act.

It frequently happens that correspondents ask information regarding the above Acts, of such a nature that the matter in question possesses general interest, and comment upon it would prove acceptable and useful to others than the immediate questioner. In such cases the reply may find a place in these columns. For convenience of reference these notes will be numbered in series.

A. MCGILL,
Chief Analyst.

LABORATORY
 OF THE
INLAND REVENUE DEPARTMENT
OTTAWA, CANADA

BLLLETIN No: 404

FERTILIZERS—1918

OTTAWA, June 29th, 1918.

GEO. W. TAYLOR, Esq.,
 Asst. Deputy Minister of Inland Revenue.

SIR,—I have the honour to report upon the inspection of Fertilizers as sold in Canada during this year.

The samples may be thus classified:—

Found to meet requirements of their guarantee and legally sold under registration number.	166
Found to meet guaranteed values by compensation.	44
Found so nearly up to guarantee as to apparently justify their being passed.	8
Found sold without registration number on the package.	7
Found deficient in fertilizing value in excess of legal limits.	8
Total.	233

The total number of samples analyzed is somewhat less than in former years. This is partly due to the fact that duplicates of the same brand, purchased in the same locality have not been, as a rule, submitted to analysis; but it is probably in part duo to lessened sale of fertilizers. If this probability is justified by fact, it is regrettable; since existing war conditions demand intensified production. Increased cost of fertilizers, due to the scarcity of material, especially potash, may largely account for the apparent reduced sales.

It is satisfactory to note that although the fertilizing value of many brands is less than in former years, manufacturers have evidently endeavoured to live up to the values guaranteed.

Seven samples were sold without bearing registration numbers on the bags, or tags. Four of these samples carried guarantees of fertilizing value, and were found to meet such guarantee. It is probable that carelessness on the part of the vendor accounts for their sale without registration number. In one case (79765) a registration number had been applied for, but was not attached to the package as sold. In the remaining instances we have no information (84468 and 81846) other than sale was made without either registration or guarantee, and in violation of Section 7 of the Fertilizers Act.

In eight samples there is deficiency of value in fertilizing ingredients, as below:—

No. 70479	Available phosphoric acid..	1 per cent.
" 79486	Available phosphoric acid..	3 " "
" 84803	Ammonia and potash..	1 " "
" 84826	Available phosphoric acid..	1 " "
" 7690	Potash..	1 " "
" 79991	Ammonia..	1 " "
" 81265	Available phosphoric acid..	2 " "
" 79763	Phosphoric acid..	1 " "

It will be noted that these discrepancies between guarantee and finding are not large. Several manufacturers have, by correspondence expressed their entire willingness to make good the deficiencies to purchasers, and there is no reason to believe that, in any case, there has been intent to defraud.

I would respectfully suggest the adoption of a system of checking fertilizer sales known as the tag system. This system greatly simplifies the control of fertilizers and furnishes a ready means of meeting the cost of fertilizer inspection. It has been successfully employed for years in many states of the American Union, and I have sufficiently investigated its working to feel justified in recommending its adoption for Canada.

Owing to the present scarcity of potash, I think it well to emphasize the necessity and desirability of exercising the greatest care in saving potash wherever possible. The extreme solubility of potash salts makes the loss of this important fertilizing material inevitable where care is not taken to conserve it. Especially is this the case in barn-yard manure, when exposed to weather conditions. It is no infrequent sight to see manure being leached out by every rainfall, and its most valuable component carried to the gutter. I quote the following from the Journal of the Board of Agriculture, December, 1917. Rothamsted Experimental Station:

Potash in liquid manure.—It cannot be too strongly urged that all liquid manure should be saved and applied to the land, if for no other reason, because of its richness in potash. In the ordinary way very little potash is sold off from British farms. A 40-bushel crop of wheat contains only 12 pounds of pure potash (K_2O) in the grain, while it contains 32 pounds in the straw; a 40-ton crop of mangolds contains 400 pounds of potash in the roots and 150 pounds in the leaves; a 20-ton crop of turnips contains 110 pounds of potash. If the roots and straw are used on the farm most of the potash passes into the manure, as the animal retains very little. For every hundredweight of flesh laid on, a fattening animal only keeps back 2 ounces of the potash from its food; all the rest is excreted. Even milking stock do not take very much; 1,000 gallons of milk contain only 16 pounds of potash. The remainder, and it is by far the greater proportion, passes into the manure; very much of it occurs in the liquid, and is therefore liable to drain away. Hendrick has shown that 1,000 gallons of liquid manure contain nearly 50 pounds of potash, equivalent to that present in 3 cwt. of kainit. In addition there is about 20 pounds of nitrogen, equivalent to that present in 100 pounds of sulphate of ammonia, and also there is a little phosphoric acid. Dairy farmers possessing drains and a manure tank would do well to see that these are in order and to make full use of the liquid collected.

I beg to recommend publication of this report as Bulletin No. 404.

I have the honour to be, Sir,
Your obedient servant,

A. MCGILL,
Chief Analyst.

Date of Collection.	Nature of Sample.	No. of Sample.	Name and Address of Vendor.	Cost.		Name and Address of Manufacturer or Furnisher as given by the Vendor.		Inspector's Report. (Is not an expression of opinion.)
				Quantity.	Cents.	Manufacturer.	Furnisher.	

DISTRICT OF NOVA SCOTIA—

1918.								
Apr. 17	Fertilizer.	83361	A. L. Melvin & Co., Halifax.	3 lbs.	Nil.	Nova Scotia Fert. Co., Halifax.	Mfrs...	Potato.....
" 17	"	83362	"	3 "	"	"	"	Ceres.....
" 17	"	83363	"	3 "	"	"	"	Boge Meal...
" 17	"	83364	"	3 "	"	"	"	Acid Phos- phate.
" 17	"	83365	"	3 "	"	"	"	Special Potato.
" 18	"	83366	Colonial Fertilizer Co., Windsor, N.S.	3 "	"	Vendors.....	"	Special Potato.
" 18	"	83367	"	3 "	"	"	"	Acid Phos- phate.
" 18	"	83368	New England Fertilizer Co., Windsor, N.S.	3 "	"	"	"	Standard Po- tato.
" 18	"	83369	"	3 "	"	"	"	Potato Man- ure.
" 18	"	83370	Essex Fertilizer' Co., Windsor, N.S.	3 "	"	"	"	Special Fish..
" 18	"	83371	"	3 "	"	"	"	Potato.....
" 18	"	83372	Lowell Fertilizer Co., Windsor, N.S.	3 "	"	"	"	Guano.....
" 18	"	83373	"	3 "	"	"	"	Special Bone..
" 18	"	83374	Pidgeon Fertilizer Co., Windsor, N.S.	3 "	"	"	"	Ground Bone..
" 19	"	83375	Burgess & Co., Wolf- ville, N.S.	3 "	"	Bowker Fert. Co., Boston, Mass.	"	Soluble Phos- phate.
" 19	"	83376	Burgess & Co., Wolf- ville, N.S.	3 "	"	Bowker Fert. Co., Boston.	"	Potato.....
" 19	"	83377	"	3 "	"	"	"	All Round ...
" 19	"	83378	"	3 "	"	"	"	Sure Crop ...
" 19	"	83379	"	3 "	"	"	"	Hill and Drill.
" 19	"	83380	J. E. Walker, Kent- ville, N.S.	3 "	"	Cross Fert. Co., Sydney, N.S.	"	O. C. Quality Basic Slag.
" 19	"	83381	G. G. Hallamore, Bridgewater, N.S.	3 "	"	National Fert. Co., Boston.	"	Mixture No. I.
" 19	"	83382	"	3 "	"	"	"	Special Pota to Manure.
" 19	"	83383	"	3 "	"	"	"	Bone and Pot- ash.

FERTILIZERS.

Registration Number	Analysis of Sample.	Results of Analysis.										Remarks and Opinion of the Chief Analyst.	
		Nitrogen p.c.		Phosphoric Acid per cent.						Potash.	Fineness.		No. of Sample.
		Total: including that of Nitric Acid or Ammonia, if present.	Total: Calculated as Ammonia.	Soluble in Water.	Reverted or Citrate Soluble.	Insoluble.	Total.	Total Available.					

R. J. WAUGH, INSPECTOR.

		p. c.	p. c.	p. c.	p. c.	p. c.	p. c.	p. c.	p. c.		
1825	As guaranteed	1.64	2.00	5.00	2.00	1.00	8.00	7.00	...	83361	Meets guarantee. Compensated value.
	As found.....	2.64	3.16	3.68	4.26	1.11	8.80	7.91	...		
1826	As guaranteed	1.64	2.00	5.00	2.00	1.00	8.00	7.00	...	83362	Meets guarantee.
	As found.....	1.85	2.25	3.86	2.89	0.50	7.25	6.75	...		
44	As guaranteed	2.46	3.00	23.00	83363	Compensated value. Meets guarantee.
	As found.....	3.35	4.06	20.90		
1384	As guaranteed	16.00	2.00	18.00	16.00	...	83364	Meets guarantee.
	As found.....	16.15	1.90	18.05	16.15	...		
1822	As guaranteed	2.46	3.00	6.00	2.00	2.00	10.00	8.00	...	83365	Compensated value. Meets guarantee.
	As found.....	2.08	2.52	4.68	3.77	0.85	9.36	8.45	...		
1659	As guaranteed	3.28	4.00	5.00	5.00	1.00	11.00	10.00	...	83366	Meets guarantee. Compensated value.
	As found.....	2.58	3.14	7.70	4.87	1.28	13.85	12.57	...		
1443	As guaranteed	13.00	3.00	1.00	17.00	16.00	...	83367	Meets guarantee.
	As found.....	16.68	1.28	1.61	19.55	17.44	...		
1684	As guaranteed	3.28	4.00	5.00	5.00	1.00	11.00	10.00	...	83368	"
	As found.....	3.22	3.90	7.43	4.50	1.32	13.25	11.93	...		
1680	As guaranteed	2.46	3.00	5.00	5.00	1.00	11.00	10.00	...	83369	"
	As found.....	2.52	3.06	7.25	5.67	0.95	13.87	12.92	...		
1666	As guaranteed	2.00	2.50	5.00	5.00	1.00	11.00	10.00	...	83370	Con- per value.
	As found.....	1.58	1.92	7.53	3.70	1.17	12.40	11.23	...		
1667	As guaranteed	2.46	3.00	5.00	5.00	1.00	11.00	10.00	...	83371	Meets guarantee.
	As found.....	2.79	3.38	7.38	6.05	1.07	14.45	13.38	...		
1623	As guaranteed	1.64	2.00	5.00	2.00	1.00	8.00	7.00	...	83372	Compensated value.
	As found.....	1.04	1.27	7.43	3.62	1.50	12.55	11.05	...		
1624	As guaranteed	2.00	2.50	5.00	5.00	1.00	11.00	10.00	...	83373	Meets guarantee.
	As found.....	1.99	2.37	7.65	3.96	1.72	13.33	11.61	...		
786	As guaranteed	2.47	3.00	...	5.00	15.00	20.00	5	...	83374	"
	As found.....	2.24	2.72	15.37	12.03	27.40	15.77		
1518	As guaranteed	10.00	4.00	1.00	15.00	14.00	...	83375	"
	As found.....	10.43	2.97	2.48	15.88	13.40	...		
1853	As guaranteed	1.65	2.00	6.00	4.00	1.00	11.00	10.00	...	83376	"
	As found.....	2.04	2.47	6.63	3.55	2.10	12.28	10.18	...		
1954	As guaranteed	2.47	3.00	6.00	4.00	1.00	11.00	10.00	...	83377	"
	As found.....	2.68	3.26	6.38	4.05	1.94	12.32	10.38	...		
1952	As guaranteed	0.82	1.00	6.00	4.00	1.00	11.00	10.00	...	83378	"
	As found.....	0.90	1.09	6.33	3.24	1.71	11.28	9.57	...		
2077	As guaranteed	3.29	4.00	6.00	4.00	1.00	11.00	10.00	...	83379	"
	As found.....	3.32	4.04	7.12	4.94	2.17	14.23	12.06	...		
1917	As guaranteed	8.00	2.00	16.00	...	80	83380	"
	As found.....	9.54	3.14	12.68	9.54	...		
1872	As guaranteed	0.82	1.00	6.00	4.00	1.00	11.00	10.00	...	83381	"
	As found.....	0.60	0.83	7.06	3.43	1.85	12.33	10.48	...		
1965	As guaranteed	2.47	3.00	6.00	4.00	1.00	11.00	10.00	...	83382	"
	As found.....	2.59	3.14	6.28	4.00	1.97	12.25	10.28	...		
1560	As guaranteed	1.65	2.00	6.00	4.00	1.00	11.00	10.00	1.00	83383	"
	As found.....	1.81	2.20	5.78	4.32	1.80	11.90	10.10	1.92		

Date of Collection.	Nature of Sample.	No. of Sample.	Name and Address of Vendor.	Cost.		Name and Address of Manufacturer or Furnisher, as given by the Vendor.		Inspector's Report. (Is not an expression of opinion.)
				Quantity.	Cents.	Manufacturer.	Furnisher.	

DISTRICT OF NEW BRUNSWICK—

1918.								
Mar. 14	Fertilizer	80031	D. J. Seely & Sons, St. John, N.B.	3 jars.	10	Bowker Fert. Co. Boston	Potato Phosphate.	Sure Crop....
" 14	"	80032	"	3 "	16	"	"	All Round....
" 14	"	80033	"	3 "	10	"	"	Best by Test.
" 14	"	80034	C. H. Peters Sons, Ltd., St. John, N.B.	3 "	15	Can. Fert. Co., Chatham, Ont.	"	King Brand..
April 2	"	80035	Dominion Fert. Co., Ltd., St. Stephen, N.B.	3 "	10	Vendors.....	"	"
" 2	"	80036	"	3 "	10	"	"	"
" 2	"	80037	"	3 "	10	"	"	"
" 2	"	80038	Dominion Fert. Co., Ltd., St. Stephen, N.B.	3 "	10	"	"	General Crop.
" 2	"	80039	"	3 "	11	"	"	"
" 2	"	80040	"	3 "	10	"	"	"
" 2	"	80041	"	3 "	10	"	"	Complete Potato manure.
" 2	"	80042	"	3 "	10	"	"	Special Vegetable manure.
" 2	"	80043	"	3 "	10	"	"	"
" 2	"	80044	"	3 "	10	"	"	"
" 2	"	80045	"	3 "	10	"	"	Potato & Vegetable manure.
" 2	"	80046	"	3 "	10	"	"	Vegetable, Corn & Grain manure.
" 2	"	80047	"	3 "	10	"	"	"
" 2	"	80048	"	3 "	10	"	"	Farmer's Choice.
" 2	"	80049	"	3 "	10	"	"	"
" 2	"	80050	"	3 "	10	"	"	Compound Bone.
" 2	"	80051	"	3 "	10	"	"	Phosphate Lime.
" 5	"	80052	Provincial Chem. Fert. Co., Ltd. St. John, N.B.	3 "	10	"	"	Prov. 12.....
" 5	"	80053	"	3 "	10	"	"	Prov. 8.
" 5	"	80054	"	3 "	10	"	"	Prov. 6.

FERTILIZERS.

Registration Number.	Analysis of Sample.	Results of Analysis.										No. of Sample.	Remarks and Opinion of the Chief Analyst.
		Nitrogen p.c.		Phosphoric Acid per cent.						Potash.	Fineness.		
		Total: including that Nitric Acid or Ammonia, if present.	Total: Calculated as Ammonia.	Soluble in Water.	Reverted or Citrate Soluble.	Insoluble.	Total.	Total Available.					

JOHN C. FERGUSON, INSPECTOR.

		p.c.	p.c.	p.c.	p.c.	p.c.	p.c.	p.c.	p.c.	p.c.		
1523	As guaranteed	1.65	2.00	6.00	4.00	1.00	11.00	10.00	1.00	...	80031	Meets guarantee.
	As found	1.82	2.21	5.70	4.73	1.47	11.90	10.43	1.08	...		
1952	As guaranteed	0.82	1.00	6.00	4.00	1.00	11.00	10.00	80032	"
	As found	1.10	1.33	6.70	3.88	1.67	12.25	10.58		
1954	As guaranteed	2.47	3.00	6.00	4.00	1.00	11.00	10.00	80033	"
	As found	2.46	2.98	6.53	3.75	1.97	12.25	10.28		
2025	As guaranteed	2.45	3.00	4.00	2.00	1.00	7.00	6.00	5.00	...	80034	" nearly.
	As found	2.56	3.11	0.51	4.78	1.16	6.45	5.29	4.59	...		Pass.
1873	As guaranteed	4.10	5.00	7.00	3.00	1.00	11.00	10.00	80035	Meets guarantee.
	As found	4.22	5.12	7.10	2.25	1.60	11.75	10.15		
2095	As guaranteed	4.10	5.00	6.00	2.00	1.00	9.00	8.00	3.00	...	80036	" "
	As found	4.25	5.16	6.35	2.40	1.17	9.92	8.75	3.34	...		
2125	As guaranteed	4.10	5.00	6.00	2.00	1.00	9.00	8.00	2.00	...	80037	" "
	As found	4.44	5.40	6.30	2.28	1.32	9.90	8.58	2.48	...		
1871	As guaranteed	3.30	4.00	7.00	3.00	1.00	11.00	10.00	80038	" "
	As found	3.52	4.16	7.80	2.58	1.57	11.95	10.38		
1163	As guaranteed	3.30	4.00	6.00	2.00	1.00	9.00	8.00	3.00	...	80039	" "
	As found	3.36	4.08	6.50	2.15	1.30	9.95	8.65	3.34	...		
2124	As guaranteed	3.39	4.00	6.00	2.00	1.00	9.00	8.00	2.00	...	80040	" "
	As found	3.66	4.45	6.25	2.38	1.22	9.85	8.63	2.15	...		
1575	As guaranteed	3.30	4.00	7.00	2.00	1.00	10.00	9.00	1.00	...	80041	" "
	As found	3.66	4.45	6.30	4.20	1.35	11.85	10.50	1.24	...		
1577	As guaranteed	2.50	3.00	7.00	3.00	1.00	11.00	10.00	80042	" "
	As found	2.53	3.08	7.40	2.83	1.47	11.70	10.23		
1162	As guaranteed	2.50	3.00	6.00	2.00	1.00	9.00	8.00	3.00	...	80043	" "
	As found	2.72	3.31	6.05	2.68	1.32	10.05	8.73	3.34	...		
2126	As guaranteed	2.47	3.00	6.00	2.00	1.00	9.00	8.00	2.00	...	80044	" "
	As found	2.73	3.32	6.35	2.28	1.22	9.85	8.63	2.15	...		
1576	As guaranteed	2.60	3.00	7.00	2.00	1.00	10.00	9.00	1.00	...	80045	" "
	As found	2.74	3.33	7.05	2.85	1.35	11.25	9.90	1.30	...		
1578	As guaranteed	1.60	2.00	7.00	2.00	1.00	10.00	9.00	1.00	...	80046	" "
	As found	2.26	2.75	6.90	3.55	1.35	11.80	10.45	1.16	...		
2097	As guaranteed	1.60	2.00	4.00	2.00	1.00	7.00	6.00	2.00	...	80047	" "
	As found	2.03	2.46	4.65	2.48	1.02	8.15	7.13	2.36	...		
1579	As guaranteed	0.80	1.00	7.00	3.00	1.00	11.00	10.00	80048	Meets guarantee.
	As found	1.06	1.29	5.42	4.61	1.77	11.80	10.03		Compensated value.
2096	As guaranteed	0.80	1.00	6.00	2.00	1.00	9.00	8.00	1.00	...	80049	Meets guarantee.
	As found	1.15	1.40	6.15	2.48	1.57	10.20	8.63	1.24	...		
1664	As guaranteed	2.10	2.50	...	5.00	13.00	18.00	5.00	80050	Compensated value. Meets guarantee.
	As found	2.15	2.61	...	3.20	18.00	21.20	5.30		
1581	As guaranteed	2.00	5.00	1.00	8.00	7.00	80051	Meets guarantee. Compensated value.
	As found	0.80	7.40	1.25	9.45	8.20		
1828	As guaranteed	4.12	5.00	6.00	2.00	1.00	9.00	8.00	80052	Meets guarantee. Compensated value.
	As found	4.05	4.92	3.50	4.90	2.35	10.75	8.40		
1513	As guaranteed	3.30	4.00	6.00	4.00	1.00	11.00	10.00	80053	" "
	As found	3.21	3.91	4.60	5.43	2.32	12.35	10.03		
1511	As guaranteed	2.47	3.00	6.00	4.00	1.00	11.00	10.00	80054	" "
	As found	2.60	3.16	3.00	7.33	2.67	13.00	10.33		

Date of Collection.	Nature of Sample.	No. of Sample.	Name and Address of Vendor.	Cost.		Name and Address of Manufacturer or Furnisher, as given by the Vendor.		Inspector's Report. (Is not an expression of opinion).
				Quantity.	Cents.	Manufacturer.	Furnisher.	

DISTRICT OF NEW BRUNSWICK.—

1918								
April	5	Fertilizer...	80055	Provincial Chem. Fert. Co., Ltd. St. John, N.B.	3 jars.	10	Vendors.....	Prov. 6.....
"	5	"	80056	"	3 "	10	"	Prov.
"	5	"	80057	"	3 "	10	"	Prov.
"	5	"	80058	"	3 "	10	"	Prov.
"	23	"	80059	Sanson & McNalley, Fredericton, N.B.	3 "	15	New England Fert. Co., Windsor, N.S.	New England Potato Manure.
"	23	"	80060	"	3 "	15	"	New England Special.
"	23	"	80061	"	3 "	15	"	New England Grain.
"	25	"	80062	Benn and Kerrigan, Woodstock, N. B.	3 "	Nil.	Ont. Fert. Ltd., West Toronto.
"	26	"	80063	Phillips, Esty & Co., Ltd., Woodstock, N.B.	3 "	30	National Fert. Co., New York	Last year's stock.
"	27	"	80064	George Kelly, Grand Falls, N.B.	3 "	Nil.	Gunn's Ltd., West Toronto.	Shur Gain....
"	27	"	80065	William Pirie & Son, Grand Falls, N.B.	3 "	"	New England Fert. Co., Windsor, N.S.	New England Standard Potato.
May	3	"	80066	J. P. Lynch, St. John, N.B.	3 "	15	Ont. Fert., Ltd., West Toronto.
"	2	"	80067	"	3 "	15	"
"	3	"	80068	"	3 "	15	"
"	3	"	80069	"	3 "	15	The Cross Fert. Co., Sydney, N.S.	B. quality, basic slag.
"	3	"	80070	"	3 "	15	"	O. H. quality, basic slag.
"	3	"	80071	"	3 "	15	"	War quality, basic slag.

DISTRICT OF QUEBEC CITY.—

Mar.	18	Fertilizer...	70468	Eug. Julien & Co. Ltd., 1230 St. Valier, Quebec.	1 lb. ...	2	Ont. Fert. Ltd., West Toronto	Potatoes and legumes. No Reg. No. on bags.
"	18	"	70470	"	1 "	2	"
"	18	"	70471	"	1 "	2	"	Complete.....

FERTILIZERS.

Registration Number.	Analysis of Sample.	Results of Analysis.									No. of Sample.	Remarks and Opinion of the Chief Analyst.
		Nitrogen p.c.			Phosphoric Acid per cent.							
		Total: Including that of Nitric Acid or Ammonia, if present.	Total: Calculated as Ammonia.	Soluble in Water.	Reverted or Citrate Soluble.	Insoluble.	Total.	Total Available.	Potash.	Fine s.		

Concluded.

		p. c.	p. c.	p. c.	p. c.	p. c.	p. c.	p. c.	p. c.	p. c.		
1934	As guaranteed	1.60	2.00	8.00	2.00	1.00	11.00	10.00			80055	Meets guarantee.
	As found.....	1.72	2.08	2.55	7.20	2.85	12.60	9.75				Compensated value.
1897	As guaranteed			7.00	1.00	1.00	9.00	8.00			80056	" "
	As found.....			6.57	2.18	10.23	8.05					
1806	As guaranteed			9.00	1.00	1.00	11.00	10.00			80057	" "
	As found.....			1.40	8.35	2.10	11.85	9.75				
1895	As guaranteed			11.00	1.00	1.00	13.00	12.00			80058	" "
	As found.....			2.65	9.46	2.30	14.35	12.05				
1680	As guaranteed	2.46	3.00	5.00	5.00	1.00	11.00	10.00			80059	Meets guarantee.
	As found.....	3.01	3.66	7.55	3.08	1.82	12.25	10.43				
1682	As guaranteed	3.28	4.00	5.00	5.00	1.00	11.00	10.00			80060	Meets guarantee.
	As found.....	2.59	3.14	7.32	2.98	1.80	12.10	10.30				Compensated value.
1678	As guaranteed	1.24	1.50	5.00	5.00	1.00	11.00	10.00			80061	Meets guarantee.
	As found.....	1.46	1.77	6.83	3.12	2.30	12.25	9.95				
1854	As guaranteed	2.40	3.00	6.00	3.00	1.00	10.00	9.00	3.00		80062	Meets guarantee.
	As found.....	2.24	2.60	7.90	2.68	1.93	12.51	10.58	2.16			Compensated value nearly. Pass.
1877	As guaranteed	4.11	5.00	6.00	4.00	1.00	11.00	10.00			80063	Meets guarantee.
	As found.....	4.17	5.07	5.95	5.44	1.91	13.30	11.39				
1771	As guaranteed	0.82	1.00	6.00	4.00	1.00	11.00	10.00			80064	Meets guarantee.
	As found.....	2.00	2.43	5.80	3.20	1.40	10.40	9.00				Compensated value.
1684	As guaranteed	3.28	4.00	5.00	5.00	1.00	11.00	10.00			80065	Meets guarantee.
	As found.....	2.82	3.43	5.92	4.27	1.46	11.65	10.19				
1836	As guaranteed	2.40	3.00	6.00	4.00	1.00	11.00	10.00			80066	Meets guarantee.
	As found.....	2.41	2.92	8.25	2.63	1.82	12.70	10.88				
1837	As guaranteed	3.30	4.00	6.00	4.00	1.00	11.00	10.00			80067	Meets guarantee.
	As found.....	3.37	4.10	8.25	2.88	1.32	12.45	11.13				
2084	As guaranteed	0.80	1.00	6.00	4.00	1.00	11.00	10.00			80068	Meets guarantee.
	As found.....	0.70	0.86	7.30	2.80	1.75	11.85	10.10				
559	As guaranteed				11.20		11.20			80%	80069	Meets guarantee.
	As found.....				10.82		12.85					
1917	As guaranteed				8.00	2.00	10.00			80%	80070	Meets guarantee.
	As found.....				7.56	3.61	11.17	7.56				
2039	As guaranteed				2.00	6.00	8.00			80%	80071	Meets guarantee.
	As found.....				1.72	6.28	8.00	1.72				

LEON HARDY, ACTING INSPECTOR.

...	As guaranteed	0.82	1.00				13.00	12.00			70468	Sold without Registration No.
	As found.....	0.92	1.11				13.15	11.20				Meets guarantee.
2076	As guaranteed			3.00	4.00	1.00	8.00	7.00			70470	Meets guarantee.
	As found.....			1.15	6.85	1.10	9.10	8.00				Compensated value.
2075	As guaranteed	0.82	1.00	4.00	4.00	1.82	9.82	8.00	1.0		70471	Meets guarantee.
	As found.....	0.85	1.04	4.35	4.38	1.22	9.95	8.73	0.87			

Date of Collection.	Nature of Sample.	No. of Sample.	Name and Address of Vendor.	Cost.		Name and Address of Manufacturer or Furnisher as given by the Vendor.		Inspector's Report. (Is not an expression of opinion).
				Quantity.	Cents.	Manufacturer.	Furnisher.	

DISTRICT OF QUEBEC CITY—

1918								
Mar. 18	Fertilizer.	70472	Eug. Julien & Co. Ltd., 130 St. Valier, Quebec.	1 lb.	2	Ont. Fert. Ltd., West Toronto		Tobacco. No Reg. No. on bags.
" 18	"	70473	"	"	2	"		Reliable.....
" 18	"	70474	F. Canac Merquis, Quebec.	"	2	Vendor.....		Champlain....
" 18	"	70475	"	"	2	"		Animal flesh & phosphate. Complete.....
" 19	"	70476	P. T. Legare Ltd., Quebec.	"	2	Gunn's Ltd., W. Toronto.		Progress....
" 19	"	70477	"	"	2	"		O. H. quality, basic slag. Superphos- phate special
" 19	"	70478	"	"	2	Cross Fert. Co., Sydney, N.S.		Potato guano.
" 19	"	70479	George Tanguay Ltd., Quebec.	"	2	Vendor.....		Nestor.....
" 19	"	70480	"	"	2	"		Royal.....
" 19	"	70481	"	"	2	"		Superphos- phate, Extra No. 1, Grain Guano..
" 19	"	70482	"	"	2	"		Celtic.....
" 19	"	70483	George Tanguay, Ltd., Quebec.	"	2	Vendor.....		Superphos- phate, Na- tional, Star Guano...
"	"	70484	"	"	2	"		
"	"	70485	"	"	2	"		
"	"	70486	"	"	2	"		
"	"	70487	"	"	2	"		

DISTRICT OF THREE RIVERS—

Mar. 20	Fertilizers	84801	J. A. Berube, Joliette..	3 lbs	Nil.	Gunn's Limited, West Toronto.		Virginia To- bacco.
"	"	84802	"	"	"	"		Dissolved Phosphate.
"	"	84803	"	"	"	"		Complete. ...
" 10	"	84814	J. Alexis Piette, Grande Côte.	"	"	F. Canac - Mar- quis, Quebec.	
"	"	84815	"	"	"	"		Phosphate....

FERTILIZERS.

Registration No.	Analysis of Sample.	Results of Analysis.							Potash.	Fineness.	No. of Sample.	Remarks and Opinions of the Chief Analyst.
		Nitrogen p. c.		Phosphoric Acid per cent.								
		Total, including that of Nitric Acid or Ammonia, if present.	Total, Calculated as Ammonia.	Soluble in Water.	Reverted or Citrate Soluble.	Insoluble.	Total.	Total Available.				

Included.

	As guaranteed	1.65	2.00				10.00	9.00	1.00		70472	Sold without Registration No. Meets guarantee.
	As found	1.71	2.08				10.53	9.03	0.79			
2071	As guaranteed	0.82	1.00	5.00	4.00	1.00	11.00	10.00			70473	Meets guarantee.
	As found	0.77	0.94	6.05	3.73	1.55	11.33	9.78				
2049	As guaranteed	2.47	3.00	5.00	2.50	3.50	11.00	7.50			70474	"
	As found	2.38	2.90	7.15	3.02	1.58	11.75	10.17				
1427	As guaranteed	1.65	2.00	4.00	3.00	2.00	9.00	7.00			70475	"
	As found	1.65	2.00	4.60	4.08	1.85	10.53	8.68				
2113	As guaranteed	1.65	2.00				9.00	2.00			70476	"
	As found	2.54	3.08				8.50	3.68		1.00		
2111	As guaranteed	1.65	2.00				10.00	2.00			70477	"
	As found	2.29	2.78				9.00	2.90				
1917	As guaranteed						8.00	2.00			70478	"
	As found						10.46	2.33		80%		
2156	As guaranteed			4.00	3.00	1.00	8.00	7.00			70479	Slightly low in available phosphoric acid. 1 per cent.
	As found			0.83	5.20	2.17	8.20	6.03				
2061	As guaranteed	1.65	2.00	4.00	2.00	1.00	7.00	6.00	1.10		70480	Meets guarantee. Compensated value.
	As found	2.59	3.14	1.55	4.27	1.45	7.27	5.82	1.34			
2060	As guaranteed	1.65	2.00	5.00	2.00	1.00	8.00	7.00			70481	"
	As found	1.69	2.05	1.08	5.92	1.45	8.45	7.00				
2062	As guaranteed	2.05	2.50	4.00	3.00	1.00	8.00	7.00	2.00		70482	Meets guarantee.
	As found	2.11	2.56	4.10	3.15	1.05	8.30	7.25	1.82			
958	As guaranteed			16.00		1.00	17.00	16.00			70483	Meets guarantee. Compensated value
	As found			14.30	1.84	1.98	18.12	16.14				
2055	As guaranteed	0.85	1.00	4.00	2.00	1.00	7.00	6.00	0.55		70484	"
	As found	0.69	0.83	0.88	5.13	1.94	7.95	6.01	0.71			
2057	As guaranteed	0.85	1.00	4.00	2.00	1.00	7.00	6.00	1.10		70485	"
	As found	0.96	1.16	1.08	4.47	1.62	7.17	5.55	1.30			
2050	As guaranteed			6.00	3.00	1.00	10.00	9.00			70486	2 p.c. low in available phosphoric acid.
	As found			0.85	5.80	4.50	11.15	6.65				
2051	As guaranteed	1.65	2.00	5.00	2.00	1.00	8.00	7.00			70487	Meets guarantee. Compensated value
	As found	2.00	2.43	1.05	7.36	1.46	9.87	8.41				

Dr. V. P. LAVALLEE, INSPECTOR.

2112	As guaranteed	1.65	2.00		9.00	2.00	11.00	9.00	1.00		84801	Meets guarantee.
	As found	1.66	2.02	8.90	2.97	4.75	16.62	11.87	0.86			Compensated value
2114	As guaranteed				12.00	1.00	13.00	12.00			84802	"
	As found			9.55	2.00	3.55	15.16	11.55				
2113	As guaranteed	1.60	2.00		9.00	2.00	11.00	9.00	1.00		84803	Low in ammonia & potash, 1 p. c.
	As found	0.84	1.02	6.80	2.30	2.40	11.50	9.10	0.41			
1427	As guaranteed	1.65	2.00	4.00	3.00	2.00	9.00	7.00			84814	Meets guarantee.
	As found	1.94	2.36	5.25	3.05	3.45	11.75	8.30				
953	As guaranteed	1.65	2.00	6.75	1.25	1.00	9.00	8.00	3.00		84815	Meets guarantee. Compensated value
	As found	1.91	2.33	2.50	4.88	5.37	10.75	7.38	2.82			

Date of Collection.	Nature of Sample.	No. of Sample.	Name and Address of Vendor.	Cost.		Name and Address of Manufacturer or Furnisher as given by the Vendor.		Inspector's Report. (Is not an expression of Opinion.)
				Quantity.	Cents.	Manufacturer.	Furnisher.	

DISTRICT OF THREE RIVERS—

1918								
Mar. 10	Fertilizer...	84816	J. Alexis Piette, Grande Côte.	3 lbs.	Nil	F. Canac, Marquis, Quebec.	Complete....
" 11	" ..	84817	J. A. Ferland, Berthier	"	"	"
" 16	" ..	84824	Damien Levis, St. Jacques l'Achigan.	"	"	George Tanguay, Quebec.	Tobacco Guano International.
" 16	" ..	84825	" ..	"	"	"	Super phosphate Special.
" 16	" ..	84826	" ..	"	"	"	Star Guano...

DISTRICT OF EASTERN TOWNSHIPS—

April 16	Fertilizer...	7682	J. A. Savoie & Fils, Plessisville.	3 chopin.	50	Bowker's
" 16	" ..	7683	R. D. Gregoire, Plessisville.	3 "	25	Lowell's
" 18	" ..	7689	O. Lemire, Victoriaville.	3 "	15	Gunn's Ltd., West Toronto.
" 18	" ..	7692	J. G. Baribeau, Victoriaville.	3 "	15	E. Julien, Quebec.

DISTRICTS OF MONTREAL AND VALLEYFIELD—

April 12	Fertilizer...	84461	Hector L. Dery, 233 Notre Dame St., E., Montreal.	3 "	Ideal.....
" 12	" ..	84462	" " " ..	"	Complete....
" 12	" ..	84463	Lepailleur Freres, La-chenie, P.Q.	3 "	Gen. Crop ...
" 17	" ..	84464	T. Kenny & Son, Hertton, P.Q.	3 "	A. A.
" 17	" ..	84465	" " " ..	3 "	New Method..
" 19	" ..	84466	Besner Chasle, Valleyfield.	3 "	Bowker's Super.
" 23	" ..	84467	E. A. McHardy, Powers Court, P.Q.	3 "	A
" 23	" ..	84441	" " " ..	3 "	Acid Phos....
" 23	" ..	84442	" " " ..	3 "	A. A.
" 23	" ..	84468	V. D. Leggat, Herdman, P.Q.	3 "	Ideal Wheat and Corn, no Reg. No. on bags.

FERTILIZERS.

Registration Number.	Analysis of Sample.	Results of Analysis.									No. of Sample.	Remarks and Opinion of the Chief Analyst.
		Nitrogen p. c.			Phosphoric Acid per cent.							
		Total: including that of Nitric Acid or Ammonia if present.	Total: Calculated as Ammonia.	Soluble in Water.	Reverted or Citrate Soluble.	Insoluble.	Total.	Total Available.	Potash.	Fineness.		

Continued.

		p. c.	p. c.	p. c.	p. c.	p. c.	p. c.	p. c.	p. c.	p. c.		
1918	As guaranteed	1.65	2.00	4.00	3.00	2.00	9.00	7.00	1.00	...	84816	Meets guarantee.
	As found	1.23	1.49	3.50	3.65	2.55	9.70	7.15	1.49	...		
2049	As guaranteed	2.47	3.00	5.00	2.50	3.50	11.00	7.50	84817	"
	As found	2.50	3.04	4.80	3.93	2.37	11.10	8.73		
2063	As guaranteed	1.65	2.00	4.00	2.00	1.00	7.00	6.00	1.00	...	84824	Meets guarantee.
	As found	1.54	1.87	1.35	4.75	2.35	5.45	6.10	1.05	...		Compensated value
1498	As guaranteed	6.00	2.00	1.00	9.00	8.00	84825	Nearly meets guarantee. Pass.
	As found	0.60	6.68	1.87	9.15	7.28		
2061	As guaranteed	1.65	2.00	5.00	2.00	1.00	8.00	7.00	84826	Low in available phosphoric acid, 1 p. c.
	As found	1.73	2.11	1.06	4.93	2.22	8.20	5.98		

E. BLONDIN, TEMPORARY INSPECTOR.

1953	As guaranteed	1.65	2.00	6.00	4.00	1.00	11.00	10.00	7682	Meets guarantee.
	As found	1.60	1.74	5.60	6.00	...	11.60	11.60		
1624	As guaranteed	2.00	2.50	5.00	5.00	1.00	11.00	10.00	7683	Meets guarantee. Compensated value.
	As found	1.74	2.11	8.30	3.60	1.10	13.00	11.90		
2145	As guaranteed	2.46	3.00	...	8.00	1.50	9.50	8.00	2.00	...	7690	Potash, 1% low.
	As found	2.07	2.51	6.45	2.80	2.62	11.87	9.25	1.07	...		
2075	As guaranteed	0.82	1.00	4.00	4.00	1.82	9.82	8.00	1.00	...	7692	Meets guarantee. Compensated value.
	As found	0.84	1.02	1.85	7.00	1.77	10.62	8.85	1.45	...		

J. J. COSTIGAN, INSPECTOR.

2650	As guaranteed	0.82	1.00	3.50	2.00	2.50	8.00	5.5	84461	Meets guarantee.
	As found	0.92	1.12	4.00	5.80	2.10	11.00	9.80		
1918	As guaranteed	1.65	2.00	4.00	3.00	2.00	9.00	7.00	1.00	...	84462	Meets guarantee. Compensated value.
	As found	1.92	2.33	2.20	6.80	2.30	11.30	9.00	1.03	...		
1796	As guaranteed	0.82	1.00	4.00	4.00	1.00	9.00	8.00	1.00	...	84463	Meets guarantee.
	As found	0.90	1.09	3.60	6.80	0.80	11.20	10.40	1.34	...		
1727	As guaranteed	1.65	2.00	6.00	4.00	1.00	11.00	10.00	84464	"
	As found	1.59	1.93	7.00	5.10	1.50	13.60	12.10		
1729	As guaranteed	0.82	1.00	6.00	4.00	1.00	11.00	10.00	1.00	...	84465	"
	As found	1.03	1.25	5.40	4.90	0.90	11.00	10.10	1.49	...		
1795	As guaranteed	1.65	2.00	6.00	4.00	1.00	11.00	10.00	84466	"
	As found	1.42	1.72	5.60	3.90	3.20	12.70	9.50		
1726	As guaranteed	0.82	1.00	6.00	4.00	1.00	11.00	10.00	84467	"
	As found	0.85	1.03	5.10	4.40	4.30	13.80	9.50		
1724	As guaranteed	10.00	4.00	1.00	15.00	14.00	84441	"
	As found	11.25	6.10	0.50	17.80	17.30		
1727	As guaranteed	1.65	2.00	6.00	4.00	1.00	11.00	10.00	84442	"
	As found	1.58	1.92	7.90	5.10	0.80	13.80	13.00		
											84468	Not registered as such.

Date of Collection.	Nature of Sample.	No. of Sample.	Name and Address of Vendor.	Cost.		Name and Address of Manufacturer or Furnisher as given by the Vendor.		Inspector's Report. (Is not an expression of opinion.)
				Quantity.	Cents.	Manufacturer.	Furnisher.	

DISTRICTS OF MONTREAL AND

1918								
April 24	Fertilizer...	84459	Norman Brooks, Franklin Centre.	3 jars				Bowker's Super Phos. Staple
" 24	"	84476	"	3 "				Phos. with Ammonia.
" 24	"	84471	"	3 "				Wizard
May 1	"	84472	Montreal Abattoirs Ltd., Montreal.	3 "				Basic Slag
" 1	"	84473	"	3 "				Complete C...
" 3	"	84474	Wm. Rennie & Co., Ltd., 190 McGill St., Montreal.	3 "				
" 3	"	84475	"	3 "				
" 3	"	84476	"	3 "				

DISTRICT OF OTTAWA--

April 4	Harab Davies 1 1/2-12-0.	80573	H. Brown & Sons, Brockville, Ont.	3 lbs.	Nil	The Ont. Fert. Ltd., West Toronto.		
" 4	Harab Davies.	80574	"	3 "		"		
" 4	Harab Davies 3-10 Special.	80575	"	3 "		"		
" 4	Read's Corn, Wheat and Rye.	80576	H. T. Murray Co., Brockville, Ont.	3 "		Am. Agr. Chem. Co., New York.		
" 4	Leader Fertilizer.	80577	"	3 "		"		
" 4	Read's All Crop.	80578	"	3 "		"		
" 5	Monarch 1 1/2-10-0.	80579	W. T. Patterson, Perth, Ont.	3 "		The Ont. Fert. Ltd., West Toronto.	No Reg. No. on tag or bag.	
" 5	Monarch Acid Phosphate.	80580	W. T. Patterson, Perth, Ont.	3 "		The Ont. Fert. Ltd., West Toronto.	No Reg. No. on tags or bags.	
" 5	Monarch St. Bone Meal.	80581	"	3 "		"		
" 5	14% Acid Phosphate.	80582	Geo. Acheson, Perth, Ont.	3 "		Am. Agr. Chem. Co., New York.		
" 12	Vine Plant and Veg. Mamre.	80589	Kenneth McDonald & Sons, Ltd., Ottawa.	3 "		Wm. Thomson & Sons, Ltd., Clovenford, Scot.		
" 12	Farm and Garden Phosphate.	80590	"	3 "		Bowker Fert. Co., Boston.		

FERTILIZERS.

Registration Number	Analysis of Sample.	Results of Analysis.										No. of Sample.	Remarks and Opinion of the Chief Analyst.
		Nitrogen p.c.		Phosphoric Acid per cent.									
		Total: including that of Nitric Acid or Ammonia, if present.	Total: calculated as Ammonia.	Soluble in Water.	Reverted or Citrate Soluble.	Insoluble.	Total.	Total Available.	Potash.	Fineness.			

VALLEYFIELD—Continued.

1794	As guaranteed	0.82	1.00	6.00	4.00	1.00	11.00	10.00	84469	Meets guarantee.
	As found	0.72	0.87	5.30	5.20	2.70	13.20	10.50		
187	As guaranteed	0.82	1.00	4.00	4.00	1.00	9.00	8.60	1.00	...	84470	"
	As found	0.97	1.18	4.10	4.10	2.60	10.80	8.20	1.54	...		
1795	As guaranteed	1.65	2.00	6.00	4.00	1.00	11.00	10.00	84471	"
	As found	1.74	2.11	6.10	4.10	2.60	12.80	10.20		
181A	As guaranteed	0.82	1.00	...	8.00	8.00	16.00	8.00	1.00	...	84172	"
	As found	1.12	1.38	...	9.50	6.60	16.10	9.50	1.19	...		
502A	As guaranteed	...	2.00	8.00	2.00	...	81473	"
	As found	1.45	1.76	6.20	4.00	2.70	12.90	10.20	2.24	...		
625	As guaranteed	1.80	2.10	1.00	1.00	...	84474	"
	As found	2.08	2.53	1.10	0.70	...	1.80	1.80	0.68	...		
58	As guaranteed	11.20	...	11.2	...	80%	...	84475	"
	As found	11.10	2.80	13.90	11.1	92%	...		
2113	As guaranteed	1.65	2.00	...	9.00	2.00	11.00	9.90	1.00	...	84476	"
	As found	1.91	2.32	4.50	4.80	2.10	11.40	9.30	1.03	...		

J. A. RICKEY, INSPECTOR.

298A	As guaranteed	1.20	1.50	7.00	5.00	1.00	13.00	12.00	80573	Meets guarantee.
	As found	1.46	1.76	3.60	8.80	0.95	13.35	12.40		
1968	As guaranteed	0.80	1.00	4.00	4.00	1.00	9.00	8.00	1.00	...	80574	"
	As found	0.84	1.01	4.30	3.67	1.03	9.00	7.97	1.05	...		
1806	As guaranteed	2.40	3.00	6.00	4.00	1.00	11.00	10.00	80575	"
	As found	2.52	3.06	7.25	3.35	1.90	12.50	10.60		
1739	As guaranteed	1.65	2.00	5.00	4.00	1.00	10.00	9.00	1.00	...	80576	"
	As found	1.88	2.27	4.73	4.27	1.70	10.70	9.06	1.19	...		
1736	As guaranteed	0.82	1.00	4.00	4.00	1.00	9.00	8.00	1.00	...	80577	"
	As found	0.84	1.01	3.90	4.32	0.83	9.05	8.22	1.27	...		
1737	As guaranteed	0.82	1.00	6.00	4.00	1.00	11.00	10.00	1.00	...	80578	"
	As found	1.06	1.28	6.23	3.35	2.93	12.51	9.58	1.17	...		
	As guaranteed	1.20	1.50	13.00	12.00	80579	Meets guarantee.
	As found	1.42	1.72	5.70	5.55	6.05	17.30	11.25		Sold without registration number.
	As guaranteed	6.80	9.55	1.10	17.45	16.35	80580	"
	As found		
1977	As guaranteed	2.80	3.50	...	15.00	9.00	24.00	15.00	80581	Meets guarantee.
	As found	3.39	4.02	5.72	10.13	7.55	23.40	15.85		
1721	As guaranteed	10.00	4.00	1.00	15.00	14.00	80582	Meets guarantee.
	As found	9.75	3.00	2.45	15.50	13.06		Nearly pass.
1885	As guaranteed	3.25	4.00	5.50	2.50	2.50	10.50	8.00	2.00	...	80589	Meets guarantee.
	As found	4.56	5.52	5.35	5.90	1.35	12.60	11.25	2.35	...		
1745	As guaranteed	1.65	2.00	6.00	4.00	1.00	11.00	10.00	1.00	...	80590	"
	As found	2.62	3.17	6.10	3.40	1.90	11.40	9.50	1.29	...		

Date of Collection.	Nature of Sample.	No. of Sample.	Name and Address of Vendor.	Cost.		Name and Address of Manufacturer or Furnisher as given by the Vendor.		Inspector's Report. (Is not an expression of opinion.)
				Quantity.	Cents.	Manufacturer.	Furnisher.	

DISTRICT OF OTTAWA—

1918								
April 12	Bowker's Lawn and Garden Dressing.	80591	Kenneth McDonald & Sons, Ltd., Ottawa.	3 lbs.	Nil.	Bowker Fert. Co., Boston.		
" 12	Harab Davies 2-7-3.	80592	" "	3 "	"	The Ont. Fert. Ltd., West Toronto.		
" 12	Harab Davies 4-9-1.	80593	" "	3 "	"	"		
" 12	Steamed Bone Flour	80594	" "	3 "	"	"		
" 12	Steamed Bone Meal.	80595	" "	3 "	"	"		
" 12	Bowker's Superphosphate with Ammonia.	80596	" "	3 "	"	Bowker Fert. Co., Boston.		
" 13	Gunn's S.G. Steamed Bone.	80598	Graham Bros., Ottawa.	3 "	"	Gunn's Ltd., West Toronto.		
" 13	Gunn's S.G. Lawn Dressing.	80599	" "	3 "	"	"		
" 13	Gunn's S.G. Wheat Special.	80600	" "	3 "	"	"		
" 13	Wizard Brand Shovel Manure.	80601	" "	3 "	"	Pulverized Manure Co., Chicago, Ill.		

DISTRICT OF KINGSTON—

April 16	Bradley's B. D. Sea Fowl Gnano.	79989	John Gunyo, Brighton, Ont.	3 lbs.	15	Am. Agr. Chem. Co., Buffalo.		
" 16	Bradley's Half Century Fertilizer.	79990	" "	3 "	15	"		
" 16	Bradley's Golden Eagle.	79991	" "	3 "	15	"		
" 16	Ammoniated Fertilizer A. A. A. A.	79992	" "	3 "	15	"		
" 16	Fine Ground Bone.	79993	" "	3 "	15	"		
" 16	Ammoniated Fertilizer A. A.	79994	" "	3 "	15	"		

FERTILIZERS.

Registration Number.	Analysis of Sample.	Results of Analysis.										Remarks and Opinion of the Chief Analysis.		
		Nitrogen p.c.		Phosphoric Acid per cent.									Potash.	Fineness.
		Total: including that Nitric Acid or Ammonia, if present.	Total: Calculated as Ammonia.	Soluble in Water.	Reverted or Citrate Soluble.	Insoluble.	Total.	Total Available.						

Concluded.

1879	As guaranteed	4.11	5.00	4.00	4.00	1.00	9.00	8.00	1.00	...	80591	Meets guarantee.
	As found....	3.74	4.52	3.80	3.65	9.35	21.80	12.45	1.11	...		
1849	As guaranteed	1.60	2.00	5.00	2.00	1.00	8.00	7.00	3.00	...	80592	"
	As found....	2.02	2.44	5.20	2.20	4.10	11.50	7.40	2.74	...		
1841	As guaranteed	3.30	4.00	5.00	4.00	1.00	10.00	9.00	80593	"
	As found....	3.96	4.70	4.00	5.15	3.55	12.70	9.15		
1835	As guaranteed	2.80	3.50	16.00	8.00	24.00	16.00	80594	Meets guarantee. Compensated value.
	As found....	4.18	5.06	6.30	7.90	6.60	20.80	14.20		
1834	As guaranteed	2.80	3.50	16.00	8.00	24.00	16.00	80595	"
	As found....	3.78	4.57	4.00	11.35	6.70	22.05	15.35		
1795	As guaranteed	1.65	2.00	6.00	4.00	1.00	11.00	10.00	80596	Meets guarantee.
	As found....	1.80	2.18	5.85	4.30	1.95	12.10	10.15		
1938	As guaranteed	2.46	3.00	0.40	12.60	9.00	22.00	13.00	80598	Meets guarantee. Compensated value.
	As found....	3.84	4.65	7.40	6.40	6.45	20.25	13.80		
1904	As guaranteed	4.95	6.00	4.00	9.00	13.00	4.00	80599	"
	As found....	7.00	8.47	6.20	2.05	2.65	10.80	8.25		
1245	As guaranteed	1.65	2.00	0.50	8.50	2.00	11.00	9.00	1.00	80600	Meets guarantee.
	As found....	1.76	2.12	5.35	3.90	1.75	11.00	9.25	0.69		
625	As guaranteed	1.80	2.16	1.00	1.06	80601	"
	As found....	2.30	2.78	1.0	0.10	1.10	1.00	2.23		

JAMES HOGAN, INSPECTOR.

1700	As guaranteed	0.82	1.00	6.03	4.00	1.00	11.00	10.00	1.00	...	79989	Meets guarantee.
	As found....	0.92	1.12	5.70	4.30	1.00	11.00	10.00	1.32	...		
1703	As guaranteed	2.06	2.50	6.00	4.00	1.00	11.00	10.00	1.00	...	79990	"
	As found....	1.70	2.06	6.20	3.90	0.80	10.90	10.10	1.75	...		
1705	As guaranteed	4.11	5.00	4.00	4.00	1.00	9.00	8.00	1.00	...	79991	Low in nitrogen: partly compensated. Make good 1 p.c. ammonia.
	As found....	2.66	3.22	6.20	4.30	10.50	10.50	0.99	...		
1698	As guaranteed	3.29	4.00	6.00	4.00	1.00	11.00	10.00	79992	Meets guarantee.
	As found....	4.21	5.11	6.10	5.60	0.40	12.10	11.70		
1879	As guaranteed	2.47	3.00	8.00	14.88	22.88	8.00	79993	"
	As found....	2.32	2.82	4.70	16.30	2.60	23.60	21.00		
1696	As guaranteed	1.65	2.00	6.00	4.00	1.00	11.00	10.00	79994	"
	As found....	1.94	2.35	6.80	5.30	0.80	12.90	12.10		

Date of Collection.	Nature of Sample.	No. of Sample.	Name and Address of Vendor.	Cost.		Name and Address of Manufacturer or Furnisher as given by the Vendor.		Inspector's Report. (Is not an expression of opinion).
				Quantity.	Cents.	Manufacturer.	Furnisher.	

DISTRICT OF TORONTO—

1918.								
April	2	Fertilizer	84001	Ontario Fertilizer Ltd., West Toronto.	3 lbs.	10	Vendors	Nitrate Sola.
"	2	"	84002	"	"	10	"	Monarch Acid Phosphate.
"	2	"	84003	"	"	10	"	Monarch 4-0-1.
"	2	"	84004	"	"	10	"	Acid Phosphate.
"	2	"	84005	"	"	10	"	Harab Davies 14-12-0.
"	2	"	84006	"	"	10	"	Harab Davies 5-10-0.
"	2	"	84007	"	"	10	"	Harab Davies 2-10 special.
"	2	"	84008	"	"	10	"	Harab Davies 3-10 special.
"	2	"	84009	"	"	10	"	Harab Davies 1-8-3.
"	2	"	84010	Ontario Fertilizers Ltd., West Toronto.	"	10	"	Harab Davis, 2-8-2.
"	3	"	84011	Gunn's Ltd., West Toronto.	"	10	"	Shur Gain.
"	3	"	84012	"	"	10	"	Sugar Beet, Corn & Gen. Field Crop.
"	3	"	84013	"	"	10	"	Shur Gain Potato & London Gardener's Special.
"	3	"	84014	"	"	10	"	Shur Gain Acid Phosphate.
"	3	"	84015	Ontario Fertilizers Ltd., West Toronto.	"	10	"	Shur Gain Steam Bone.
"	3	"	84016	"	"	10	"	Monarch 3-10.
"	3	"	84017	"	"	10	"	Harab Davies, 3-8-0.
"	4	"	84018	Swift Canadian Co., West Toronto.	"	10	"	Monarch, 14-12-0.
"	4	"	84020	"	"	10	"	Acid Phosphate.
"	4	"	84021	"	"	10	"	Tankage & Bone Phosphate
"	4	"	84022	"	"	10	"	Ammoniated Bone Phosphate, Swift's, 2-8-2.

FERTILIZERS.

Registration Number.	Analysis of Sample.	Results of Analysis.								Remarks and Opinion of the Chief Analyst.
		Nitrogen p.c.		Phosphoric Acid per cent.						
		Total: including that Nitric Acid or Ammonia, if present.	Total: Calculated as Ammonia.	Soluble in Water.	Reverted or Citrate Soluble.	Insoluble.	Total.	Total Available.	Potash.	

H. J. DAGGER, INSPECTOR.

		p.c.	p.c.	p.c.	p.c.	p.c.	p.c.	p.c.	p.c.		
1282	As guaranteed	15.00	18.00	84001	Meets guarantee.
	As found	15.60	18.91		
1979	As guarant.	14.00	2.00	84002	"
	As found	14.80	1.35	1.00	17.00	16.00		
2079	As guaranteed	3.30	4.00	5.00	4.00	1.00	10.00	9.00	1.00	84003	"
	As found	3.35	4.07	7.88	2.52	1.20	11.60	10.40	1.77		
1290	As guaranteed	16.00	1.00	17.00	16.00	84001	"
	As found	15.20	19.37	15.20		
2083	As guaranteed	1.20	1.50	7.00	5.00	1.00	13.00	13.00	84005	"
	As found	1.43	1.74	9.05	2.52	1.70	13.30	11.60		
2082	As guaranteed	4.10	5.00	6.00	4.00	1.00	11.00	10.00	84006	"
	As found	4.66	5.66	6.72	3.63	1.15	11.50	10.35		
1183	As guaranteed	1.60	2.00	6.00	4.00	1.00	11.0	10.00	84007	"
	As found	1.60	2.00	7.84	2.56	1.70	12.10	10.40		
1836	As guaranteed	2.40	3.00	6.00	4.00	1.00	11.00	10.00	84008	"
	As found	2.37	2.88	8.08	2.60	1.92	12.60	10.68		
1983	As guaranteed	0.90	1.00	4.00	4.00	1.00	9.00	8.00	1.00	84009	"
	As found	0.94	1.14	5.16	2.69	1.25	9.10	7.85	1.03		
2080	As guaranteed	1.60	2.00	4.00	4.00	1.00	9.00	8.00	2.00	84010	"
	As found	1.58	1.92	6.08	2.82	1.25	10.15	8.90	2.27		
1772	As guaranteed	1.85	2.00	6.00	4.00	1.00	11.00	10.00	84011	"
	As found	1.58	1.92	6.32	3.28	1.70	11.30	9.60		
1904	As guaranteed	4.95	6.00	4.00	9.00	13.00	4.00	84012	"
	As found	6.16	7.48	10.45	1.85	12.30	10.45		
2122	As guaranteed	16.00	1.50	17.50	16.00	84013	"
	As found	14.25	4.00	0.25	18.50	18.25		
1638	As guaranteed	2.46	3.00	0.40	12.60	9.00	22.00	13.00	84014	"
	As found	2.66	3.22	0.45	14.70	7.15	22.30	15.15		
1968	As guaranteed	2.40	3.00	6.00	4.00	1.00	11.00	10.00	84015	"
	As found	2.44	3.00	4.55	6.75	6.40	11.70	11.30		
2148	As guaranteed	2.40	3.60	4.00	4.00	1.00	9.00	8.00	84016	"
	As found	2.50	3.02	4.55	5.20	0.65	10.40	9.75		
2044	As guaranteed	1.20	1.50	7.00	5.00	1.00	13.00	12.00	84017	"
	As found	1.56	1.89	7.70	5.90	0.10	12.80	12.70		
1424	As guaranteed	15.21	0.79	0.19	16.19	16.00	84018	"
	As found	13.00	3.10	3.20	19.30	16.10		
1809	As guaranteed	0.82	1.00	7.62	4.48	1.00	13.00	12.00	84020	"
	As found	1.26	1.45	9.90	7.25	1.35	17.90	16.55		
1808	As guaranteed	0.82	1.00	5.96	4.04	1.00	11.00	10.00	84021	"
	As found	1.54	1.39	8.50	4.50	2.50	15.60	13.00		
1418	As guaranteed	1.65	2.00	4.92	3.08	0.94	8.94	8.00	2.00	84022	"
	As found	1.54	1.87	7.60	3.56	2.20	13.20	11.00	3.49		

Date of Collection.	Nature of Sample.	No. of Sample.	Name and Address of Vendor.	Cost.		Name and Address of Manufacturer or Furnisher as given by the Vendor.		Inspector's Report. (Is not an expression of opinion.)
				Quantity.	Cents.	Manufacturer.	Furnisher.	

DISTRICT OF TORONTO

1918.								
April 4	Fertilizer...	84023	Swift Canadian West Toronto.	Co.,	3 lbs.	10	Vendors	Truck & Vegetable.
" 4	"	84024	"	"	"	10	"	Dried Blood..
" 8	"	84025	"	"	"	10	"	Ground Bone.
" 8	"	84026	Swift Canadian West Toronto.	Co.,	"	10	"	Nitrate of Soda.
" 8	"	84027	Gunn's Ltd., West Toronto.		"	10	"	Shur Gain, 1-10-1.
" 8	"	84028	"	"	"	10	"	Shur Gain, 3-6-1.
" 8	"	84029	"	"	"	10	"	Shur Gain, 1-8-1.
" 8	"	84030	"	"	"	10	"	Shur Gain Special Manure.
" 8	"	84032	"	"	"	10	"	Shur Gain Wheat Special.
" 8	"	84033	"	"	"	10	"	Shur Gain, 3-8-2.
" 29	"	84048	Wm. Harris Co., Ltd., 394 Danforth Ave., Toronto.		2 "	10	"	Brand H.....

DISTRICT OF HAMILTON—

April 18	Fertilizer...	84034	The W. A. Freeman Co., Ltd., Hamilton.		3 lbs.	10	Vendors	Acid Phosphate.
" 18	"	84035	"	"	3 "	10	"	Sure Growth Manure.
" 18	"	84036	"	"	3 "	10	"	Lawn
" 18	"	84037	"	"	3 "	10	"	High Grade Grain and Grass Manure.
" 18	"	84038	"	"	3 "	10	"	Special Fruit Manure.
" 18	"	84039	"	"	2 "	10	"	Ammonia Phos.
" 18	"	84040	The W. A. Freeman Co., Ltd., Hamilton.		3 "	10	"	Acid. Celery, Veg. & Potato Manure
" 18	"	84041	"	"	3 "	10	"	Sp Fall Wheat and Grass.

FERTILIZERS.

Registration Number.	Analysis of Sample.	Results of Analysis.									No. of Sample.	Remarks and Opinion of the Chief Analyst.
		Nitrogen p.c.		Phosphoric Acid per cent.								
		Total: including that of Nitric Acid or Ammonia if present	Total: calculated as Ammonia.	Soluble in water.	Reverted or Citrate Soluble.	Insoluble.	Total.	Total Available.	Potash.	Fineness.		

-Concluded.

		p.c.	p.c.	p.c.	p.c.	p.c.	p.c.	p.c.	p.c.	p.c.		
1812	As guaranteed	1.65	2.00	4.50	3.50	0.92	8.92	8.00	1.00	...	84023	Meets guarantee.
	As found.....	1.47	1.79	7.00	3.20	2.50	12.70	10.20	1.20	...		
1429	As guaranteed	13.17	16.00	84024	"
	As found.....	13.70	16.70		
1431	As guaranteed	2.47	3.00	6.35	3.65	14.00	24.00	16.00	84025	"
	As found.....	3.08	3.74	23.50	4.00	27.50	23.50		
1426	As guaranteed	15.00	18.00	84026	"
	As found.....	15.12	18.40		
2119	As guaranteed	0.82	1.00	10.00	2.00	84027	"
	As found.....	1.29	1.57	10.00	3.00	13.00	10.00	1.00		
1805	As guaranteed	2.47	3.00	6.00	1.00	7.00	6.00	1.00	84028	"
	As found.....	3.18	3.86	8.50	2.20	10.70	8.50	1.12		
1890	As guaranteed	0.82	1.00	8.00	1.50	9.50	8.00	1.00	84029	"
	As found.....	1.19	1.44	8.70	2.50	11.20	8.70	1.16		
1233	As guaranteed	1.65	2.00	0.50	9.50	2.00	12.00	10.00	84030	"
	As found.....	2.62	3.18	8.50	2.50	2.50	13.50	11.00		
1235	As guaranteed	1.65	2.00	0.50	8.50	2.00	11.00	9.00	1.00	84032	"
	As found.....	2.46	3.01	6.50	3.80	1.70	12.00	10.30	1.16		
2143	As guaranteed	2.46	3.00	8.00	1.50	9.50	8.00	2.00	84033	"
	As found.....	2.97	3.61	9.50	2.00	11.50	9.50	1.98		
507	As guaranteed	5.30	6.40	0.11	4.56	3.33	8.00	4.67	84048	"
	As found.....	5.09	6.18	9.9	6.8	16.7	9.9		

H. J. DAGER, ACTING INSPECTOR.

1816	As guaranteed	14.00	2.00	1.00	17.00	16.00	84034	Meets guarantee.
	As found.....	13.70	4.50	0.80	19.00	18.20		
1590	As guaranteed	2.89	3.50	5.00	3.00	0.25	8.25	8.00	1.00	84035	"
	As found.....	2.75	3.34	4.30	6.10	2.10	12.50	10.40	1.41		
1587	As guaranteed	2.47	3.00	5.50	3.50	0.25	9.25	9.00	84036	"
	As found.....	2.20	2.67	5.90	4.50	1.20	11.60	10.40		
1586	As guaranteed	3.15	4.00	7.50	2.50	0.50	10.50	10.00	84037	"
	As found.....	2.81	3.40	1.40	8.90	3.00	13.30	10.30		Compensated value.
1589	As guaranteed	2.47	3.00	5.50	2.50	0.50	8.50	8.00	1.00	84038	Meets guarantee.
	As found.....	2.32	2.82	2.30	7.80	0.90	11.00	10.10	1.15		
2137	As guaranteed	1.80	2.00	5.50	4.50	1.25	11.25	10.00	84039	"
	As found.....	1.91	2.32	3.50	8.60	1.20	13.30	12.10		
1584	As guaranteed	3.00	4.00	6.00	3.00	0.50	9.50	9.00	2.00	84040	Meets guarantee.
	As found.....	3.30	4.00	4.50	7.90	0.10	12.50	12.40	2.02		Compensated value.
1588	As guaranteed	1.75	2.00	7.50	4.50	0.75	12.75	12.00	84041	"
	As found.....	1.77	2.15	3.20	7.10	3.30	13.60	10.30		

Date of collection.	Nature of Sample.	No. of Sample.	Name and Address of Vendor.	Cost.		Name and Address of Manufacturer or Furnisher as given by the Vendor.		Inspector's Report. (Is not an expression of opinion.)
				Quantity.	Cents.	Manufacturer.	Furnisher.	

DISTRICT OF HAMILTON—

1918.								
April 19	Fertilizer ..	84042	C. Weaver, Lynden, Ont.	3 lbs.	10	Schaal Sheldon Fertilizer Co., Buffalo.		Ammoniated Superphosphate. 1 10.
" 19	" ..	84043	" "	3 "	10	" "		Ammoniated Superphosphate. 2-10.
" 19	" ..	84044	The W. A. Freeman Co., Ltd., Hamilton.	3 "	10	Vendors		Tankage, blood & bone manure
" 19	" ..	84045	" "	3 "	10	"		Pure bone meal
" 19	" ..	84046	" "	3 "	10	"		Bone flour.
" 19	" ..	84047	" "	3 "	10	"		Nitrate of soda
" 27	" ..	84199	Titterington Bros., St. Catharines, Ont.	2 "	10	Am. Agr. Chem. Co., New York		Ammoniated fertilizer A.
" 27	" ..	84200	" "	2 "	10	" "		Bradley's New Method 1916

DISTRICT OF WINDSOR—

Mar. 25	Fertilizer...	81233	Wm. Stone & Sons, Ingersoll.	3 jars.	Nil.	Vendors.....		Oxford Special
" 25	" ..	81234	" "	3 "	"	"		Acid phosphate.
" 25	" ..	81235	" "	3 "	"	"		"
" 25	" ..	81236	" "	3 "	"	"		Root and corn special.
" 25	" ..	81237	Wm. Stone & Sons, Ingersoll.	3 "	"	"		General Crop.
" 25	" ..	81238	" "	3 "	"	"		Fall Wheat Special.
" 25	" ..	81239	" "	3 "	"	"		Bean Special.
April 3	" ..	81252	Massey Harris Agency, St. Mary's, Ont.	3 "	"	Swift Can. Co., Toronto.		Acid Phosphate.
" 3	" ..	81253	" "	3 "	"	"		Tankage & Bone.
" 3	" ..	81254	" "	3 "	"	"		"
" 8	" ..	81258	Canadian Fertilizer Co., Chatham, Ont.	3 "	"	Vendors.....		"
" 8	" ..	81259	" "	3 "	"	"		"
" 8	" ..	81260	" "	3 "	"	"		"
" 8	" ..	81261	" "	3 "	"	"		"
" 8	" ..	81262	" "	3 "	"	"		"

FERTILIZERS.

Registration Number.	Analysis of Sample.	Results of Analysis.										No. of Sample.	Remarks and Opinion of the Chief Analyst.
		Nitrogen p.c.		Phosphoric Acid per cent.						Potash.	Fineness.		
		Total, including that of Nitric Acid or Ammonia, if present.	Total: Calculated as Ammonia.	Soluble in Water.	Reverted or Citrate Soluble.	Insoluble.	Total.	Total Available.					

Included.

	p. c.	p. c.	p. c.	p. c.	p. c.	p. c.	p. c.	p. c.	p. c.		
1771 As guaranteed	0.82	1.00	6.00	4.00	1.00	11.00	10.00	84042	Meets guarantee.
As found.....	0.75	0.91	6.60	4.80	0.40	11.80	11.40		
1772 As guaranteed	1.66	2.00	6.00	4.00	1.00	11.00	10.00	84043	"
As found.....	1.23	1.50	4.10	7.40	11.50	11.50		Compensated value.
1817 As guaranteed	5.20	6.50	0.50	12.00	0.50	13.00	12.50	84044	Meets guarantee.
As found.....	4.93	5.98	0.34	16.15	2.81	19.30	16.49		
146 As guaranteed	2.47	3.00	20.00	1.00	21.00	20.00	84045	"
As found.....	3.93	4.77	0.40	19.80	2.50	22.70	20.20		
505 As guaranteed	0.82	1.00	28.00	1.00	29.00	28.00	84046	"
As found.....	0.68	0.83	28.20	5.90	34.10	28.20		
153 As guaranteed	15.00	18.00	84047	"
As found.....	15.52	18.85		
1695 As guaranteed	0.82	1.00	6.00	4.00	1.00	11.00	10.00	84199	"
As found.....	0.92	1.12	6.00	6.50	12.50	12.50		
1692 As guaranteed	0.82	1.00	4.00	4.00	1.00	9.00	8.00	1.00	84200	"
As found.....	0.97	1.18	4.30	6.60	0.40	11.30	10.90	1.48		

JOHN TALBOT, INSPECTOR.

1633 As guaranteed	0.82	1.00	8.00	2.00	1.00	11.00	10.00	81233	Meets guarantee.
As found.....	1.18	1.43	7.35	2.90	1.75	12.00	10.25		
2008 As guaranteed	12.00	2.00	1.00	15.00	14.00	81234	Nearly meets guarantee. Pass.
As found.....	10.90	2.35	1.95	15.20	13.25		
2009 As guaranteed	14.00	2.00	1.00	17.00	16.00	81235	"
As found.....	13.70	1.75	2.15	17.60	15.45		
1639 As guaranteed	3.20	4.00	6.00	4.00	1.00	11.00	10.00	81236	Meets guarantee.
As found.....	3.02	3.65	5.45	5.40	1.90	12.75	10.85		
1635 As guaranteed	1.64	2.00	7.00	3.00	1.00	11.00	10.00	81237	Meets guarantee.
As found.....	1.58	1.91	5.75	4.30	2.06	12.10	10.05		
2089 As guaranteed	0.82	1.00	10.00	2.00	1.00	13.00	12.00	81238	"
As found.....	1.10	1.33	10.00	1.70	1.20	12.90	11.70		
2087 As guaranteed	0.82	1.00	7.00	1.00	1.00	9.00	8.00	1.00	81239	"
As found.....	1.10	1.33	6.45	1.12	1.23	8.80	7.57	2.29		
1424 As guaranteed	15.21	0.79	0.19	16.19	16.00	81252	"
As found.....	13.80	2.87	2.20	18.87	16.67		
1809 As guaranteed	0.82	1.00	7.52	4.48	1.00	13.00	12.00	81253	"
As found.....	1.12	1.36	9.35	5.15	3.50	18.00	14.50		
1417 As guaranteed	0.82	1.00	7.20	1.80	0.42	9.42	9.00	2.00	81254	"
As found.....	0.98	1.19	5.25	3.87	1.75	10.87	9.12	1.79		
2025 As guaranteed	2.45	3.00	4.00	2.00	1.00	7.00	6.00	5.00	81258	"
As found.....	2.42	2.93	3.90	2.55	0.60	7.05	6.45	4.90		
2024 As guaranteed	1.65	2.00	7.00	3.00	1.00	11.00	10.00	81259	"
As found.....	1.72	2.11	7.30	2.40	2.90	12.60	9.70		
1454 As guaranteed	1.65	2.00	5.00	3.00	1.00	9.00	8.00	2.00	81260	"
As found.....	1.98	2.39	4.80	3.35	1.35	3.50	8.15	2.17		
1782 As guaranteed	13.00	3.00	2.00	18.00	16.00	81261	"
As found.....	12.80	3.10	1.80	17.70	15.90		
1783 As guaranteed	0.82	1.00	5.00	3.00	1.00	9.00	8.00	1.00	81262	"
As found.....	0.85	1.03	5.25	2.63	1.62	9.50	7.68	0.88		

Date of Collection.	Nature of Sample.	No. of Sample.	Name and Address of Vendor.	Cost.		Name and Address of Manufacturer or Furnisher as given by the Vendor.		Inspector's Report. (Is not an expression of opinion.)
				Quantity.	Cents.	Manufacturer.	Furnisher.	

DISTRICT OF WINDSOR—

1918								
April 8	Fertilizer...	81263	Canadian Fertilizer Co., Chatham, Ont.	3 jars.	Nil.	Vendors..		Nitrate of Soda
" 8	" ..	81264	" ..	3 "	"	" ..		Animal Tankage.
" 8	" ..	81265	Sargeant & Co., Ltd., Chatham, Ont.	3 "	"	Ont. Fert., Ltd, Toronto.		Monarch.....
" 19	" ..	81275	W. Pullin, Farmer, near Woodstock, Ont.	3 "	"	C. Witts, Norwich.		

DISTRICT OF NORTHERN ONTARIO—

Mar. 28	Fertilizer...	79131	Norfolk & Rochester, Haileybury.	3 pts.	15	W. A. Freeman Co., Hamilton.		Special Fruit Manure.
---------	---------------	-------	----------------------------------	--------	----	------------------------------	--	-----------------------

DISTRICT OF MANITOBA—

April 15	Fertilizer...	79753	Win. Rennie, 394 Portage Ave., Winnipeg.	3 cartons.	75	Sterling Chem. Co., Cambridge, Mass.		Plant Tablets.
" 15	" ..	79754	" ..	3 pkgs	75	W. A. Freeman Co., Hamilton.		Plant Food. ..
" 17	" ..	79755	Steele Briggs Co., Winnipeg.	2 lbs.	30	" ..		Lawn.....
" 17	" ..	79756	" ..	2 "	30	" ..		Soil Growth Manure.
" 17	" ..	79757	" ..	2 "	30	" ..		Pure Bone Meal.
" 17	" ..	79758	" ..	2 "	30	" ..		Bone Flour...
" 17	" ..	79759	" ..	2 "	30	" ..		Acid Phosphate.
" 17	" ..	79760	" ..	2 "	40	" ..		Nitrate of Soda
" 19	" ..	79761	The T. Eaton Co., Winnipeg.	3 cars.	1 05	James Carter & Co., Rayne's Park London, S.W.		Grass Manure No. 3.
" 26	" ..	79762	Gordon Ironside Fares, Winnipeg.	& 3 lbs.	25	Vendors.....		
" 26	" ..	79763	" ..	3 "	25	Unknown ..		Basic Slag....
" 30	" ..	79765	Patmore Nursery, 8th St., Brandon.	3 "	50	Vendors ..		Registration applied for.

FERTILIZERS.

Registration Number.	Analysis of Sample.	Results of Analysis.							Potash.	Fineness.	No. of Sample.	Remarks and Opinion of the Chief Analyst.
		Nitrogen p.c.		Phosphoric Acid per cent.								
		Total: including that of Nitric Acid or Ammonia, if present.	Total: Calculated as Ammonia.	Soluble in Water.	Reverted or Citrate Soluble.	Insoluble.	Total.	Total Available.				

Concluded.

		p.c.	p.c.	p.c.	p.c.	p.c.	p.c.	p.c.	p.c.	p.c.		
2027	As guaranteed	13.00	15.50	81263	Meets guarantee.
	As found.....	14.74	17.83		
2028	As guaranteed	5.20	7.50	1.00	3.00	4.00	8.00	4.00	81264	"
	As found.....	6.65	8.06	0.20	8.25	3.42	11.87	8.45		
1979	As guaranteed	14.00	2.00	1.00	17.00	16.00	81265	3 p.c. low in available phosphoric acid.
	As found.....	12.00	0.65	4.65	17.30	12.65		
1171	As guaranteed	1.65	2.00	6.00	2.00	1.00	9.00	8.00	1.50	81275	Nearly meets value by compensation. Pass
	As found.....	0.70	0.85	6.60	3.30	1.97	11.87	9.90	1.18		

THOMAS E. ARMSTRONG, INSPECTOR.

1589	As guaranteed	2.47	3.00	5.50	2.50	0.50	8.50	8.00	1.00	79431	Meets guarantee.
	As found. . .	3.01	3.65	3.90	4.40	1.10	9.40	8.30	1.04		

J. B. COSGROVE, INSPECTOR.

278	As guaranteed	6.00	7.30	12.00	12.00	12.00	6.00	79753	Meets guarantee. Compensated value.
	As found.....	12.26	14.84	7.28	7.40	7.28	8.93		
1587	As guaranteed	2.47	3.00	5.50	3.50	0.25	9.25	9.00	79754	"
	As found.....	2.83	3.43	2.00	9.15	0.65	11.80	11.15		
1585	As guaranteed	2.47	3.00	5.50	3.50	0.25	9.25	9.00	79755	Meets guarantee.
	As found.....	2.74	3.32	3.00	10.08	0.82	13.90	13.08		
1590	As guaranteed	2.89	3.50	5.00	3.00	0.25	8.25	8.00	1.00	79756	Meets guarantee. Compensated Value.
	As found.....	3.28	3.97	1.88	10.37	0.60	12.85	12.25	0.93		
146	As guaranteed	2.47	3.00	20.00	1.00	21.00	20.00	79757	"
	As found. . .	3.17	3.84	18.98	1.90	20.88	18.98		
595	As guaranteed	0.85	1.00	28.00	1.00	29.00	28.00	79758	Meets guarantee.
	As found.....	0.71	0.86	30.43	4.97	35.40	30.43		
1816	As guaranteed	14.00	2.00	1.00	17.00	16.00	79759	"
	As found.....	15.60	1.20	1.80	18.60	16.80		
133	As guaranteed	15.00	18.21	79760	"
	As found.....	15.90	19.31		
840	As guaranteed	2.47	3.00	4.00	1.00	1.00	6.00	5.00	2.00	79761	"
	As found.....	4.02	4.87	7.16	5.64	1.00	13.80	12.80	1.51		
1674	As guaranteed	1.50	1.82	1.00	3.00	6.50	10.50	4.00	2.00	79762	"
	As found.....	3.93	4.77	Trace	5.75	0.85	6.60	5.75	3.01		
1919	As guaranteed	9.60	2.40	12.00	9.60	80	79763	One per cent low in total phosphoric acid.
	As found.....	9.43	0.92	10.35	9.43	94		
	As found.....	3.64	4.42	3.50	1.00	4.50	4.50	1.98	79765	Registration applied for, but sold without registration numbers.

Date of Collection.	Nature of Sample.	No. of Sample.	Name and Address of Vendor.	Cost.		Name and Address of Manufacturer or Furnisher as given by the Vendor.		Inspector's Report. (Is not an expression of opinion.)
				Quantity.	Cents.	Manufacturer.	Furnisher.	
DISTRICT OF SASKATCHEWAN—								
1918								
April 25	Fertilizer...	81846	F. W. Hodson & Co., North Battleford.	2 lbs.	1.00	Alphano Humus, Co., New York.
DISTRICT OF ALBERTA—								
April 19	Fertilizer...	52921	P. Burns & Co., Ltd., Calgary.	3 lb.	Nil	Vendors.....
" 24	" ..	52922	Swift Canadian Co., Ltd., Edmonton.	3 "	"	"	D Brand.....
DISTRICT OF ROCKY MOUNTAINS—								
April 3	Fertilizer ..	68573	P. Burns & Co., Ltd., Nelson.	3 jars.	15	P. Burns & Co., Calgary.	Standard Blood and Bone.
" 5	" ..	68574	Brackman Ker M. Co., Nelson.	3 "	15	Brackman Ker M. Co., Vic toria.	Imperial.....
" 3	" ..	68575	" ..	3 "	15	"	Colonial. . . .
" 3	" ..	68576	" ..	3 "	15	"	Nitrate of Soda
" 3	" ..	68577	" ..	3 "	15	"	Superphos- phate of Lime.
" 5	" ..	68578	" ..	3 "	15	"	B. & K. Bone Meal.
" 9	" ..	68582	Vernon Growers Ver- non.	3 "	15	Globe Fert. Co., Vancouver.	Globe

FERTILIZERS.

Registration Number.	Analysis of Sample.	Results of Analysis.										No. of Sample.	Remarks and Opinion of the Chief Analyst.	
		Nitrogen p. c.		Phosphoric Acid per cent.						Potash.	Fineness.			
		Total : including that of Nitric Acid or Ammonia, if present.	Total : calculated as Ammonia.	Soluble in Water.	Reverted or Citrate Soluble.	Insoluble.	Total.	Total Available.						
J. M. DANIS, INSPECTOR.														
		p. c.	p. c.	p. c.	p. c.	p. c.	p. c.	p. c.	p. c.	p. c.			81846	Sold without registration number.
A. W. R. MARKLEY, INSPECTOR.														
313	As guaranteed	6.54	7.94	0.15	7.69	5.15	12.99	7.84	0.08	52921	Meets guarantee.		
	As found	8.37	10.16	0.70	6.50	5.30	12.50	7.20	Trace.	52921	Compensated Value		
1447	As guaranteed	5.34	6.50	0.69	6.62	3.73	11.00	7.31	3.00	52922	Meets guarantee.		
	As found	5.48	6.66	9.20	4.10	13.30	9.20	2.76				
THOS. PARKER, INSPECTOR.														
313	As guaranteed	6.54	7.94	0.15	7.69	5.15	12.99	7.84	0.08	68573	Meets guarantee.		
	As found	8.01	9.72	Trace.	7.10	1.20	8.55	7.35	68574	Compensated Value		
2090	As guaranteed	2.69	3.26	11.00	2.10	2.16	15.26	13.10	68574	Meets guarantee.		
	As found	2.38	2.88	12.08	2.77	1.30	16.15	14.85				
2091	As guaranteed	3.47	4.20	10.80	1.60	2.16	14.56	12.40	68575	"		
	As found	3.21	3.88	10.76	4.04	1.10	15.90	14.80				
77	As guaranteed	15.00	18.10	68576	"		
	As found	15.79	19.17				
2093	As guaranteed	15.00	2.00	1.50	18.50	17.00	68577	"		
	As found	16.04	0.76	1.00	17.80	16.80				
355	As guaranteed	3.5	26.00	68578	"		
	As found	3.0	29.10				
2040	As guaranteed	2.47	3.00	0.50	3.10	7.90	11.50	3.60	68582	Meets guarantee.		
	As found	2.11	2.55	None.	8.20	None	8.20	8.20		Nearly Pass.		

