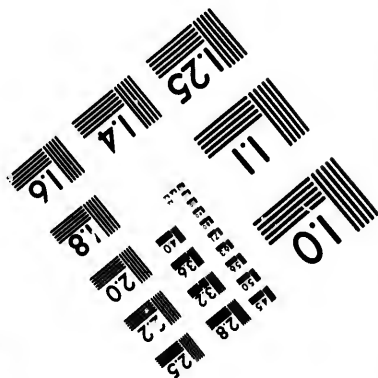
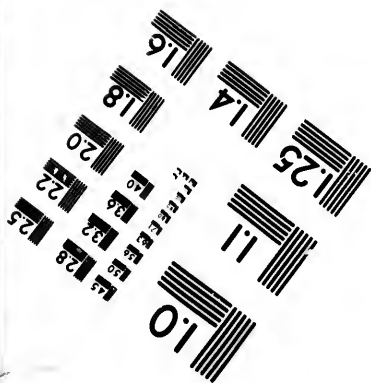

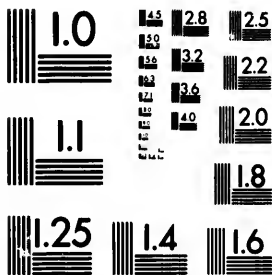


**IMAGE EVALUATION
TEST TARGET (MT-3)**



**Photographic
Sciences
Corporation**

23 WEST MAIN STREET
WEBSTER, N.Y. 14580
(716) 872-4503

**CIHM/ICMH
Microfiche
Series.**

**CIHM/ICMH
Collection de
microfiches.**



Canadian Institute for Historical Microreproductions / Institut canadien de microreproductions historiques

© 1985

Technical and Bibliographic Notes/Notes techniques et bibliographiques

The Institute has attempted to obtain the best original copy available for filming. Features of this copy which may be bibliographically unique, which may alter any of the images in the reproduction, or which may significantly change the usual method of filming, are checked below.

L'Institut a microfilmé le meilleur exemplaire qu'il lui a été possible de se procurer. Les détails de cet exemplaire qui sont peut-être uniques du point de vue bibliographique, qui peuvent modifier une image reproduite, ou qui peuvent exiger une modification dans la méthode normale de filmage sont indiqués ci-dessous.

- | | |
|--|--|
| <input checked="" type="checkbox"/> Coloured covers/ Couverture de couleur | <input type="checkbox"/> Coloured pages/ Pages de couleur |
| <input type="checkbox"/> Covers damaged/ Couverture endommagée | <input type="checkbox"/> Pages damaged/ Pages endommagées |
| <input type="checkbox"/> Covers restored and/or laminated/ Couverture restaurée et/ou pelliculée | <input type="checkbox"/> Pages restored and/or laminated/ Pages restaurées et/ou pelliculées |
| <input type="checkbox"/> Cover title missing/ Le titre de couverture manque | <input checked="" type="checkbox"/> Pages discoloured, stained or foxed/ Pages décolorées, tachetées ou piquées |
| <input type="checkbox"/> Coloured maps/ Cartes géographiques en couleur | <input type="checkbox"/> Pages detached/ Pages détachées |
| <input checked="" type="checkbox"/> Coloured ink (i.e. other than blue or black)/ Encre de couleur (i.e. autre que bleue ou noire) | <input checked="" type="checkbox"/> Showthrough/ Transparence |
| <input checked="" type="checkbox"/> Coloured plates and/or illustrations/ Planches et/ou illustrations en couleur | <input checked="" type="checkbox"/> Quality of print varies/ Qualité inégale de l'impression |
| <input type="checkbox"/> Bound with other material/ Relié avec d'autres documents | <input type="checkbox"/> Includes supplementary material/ Comprend du matériel supplémentaire |
| <input type="checkbox"/> Tight binding may cause shadows or distortion along interior margin/ La reliure serrée peut causer de l'ombre ou de la distortion le long de la marge intérieure | <input type="checkbox"/> Only edition available/ Seule édition disponible |
| <input type="checkbox"/> Blank leaves added during restoration may appear within the text. Whenever possible, these have been omitted from filming/ Il se peut que certaines pages blanches ajoutées lors d'une restauration apparaissent dans le texte, mais, lorsque cela était possible, ces pages n'ont pas été filmées. | <input type="checkbox"/> Pages wholly or partially obscured by errata slips, tissues, etc., have been refilmed to ensure the best possible image/ Les pages totalement ou partiellement obscurcies par un feuillet d'errata, une pelure, etc., ont été filmées à nouveau de façon à obtenir la meilleure image possible. |
| <input type="checkbox"/> Additional comments:/ Commentaires supplémentaires: | |

This item is filmed at the reduction ratio checked below/
Ce document est filmé au taux de réduction indiqué ci-dessous.

| | | | | | | | | | | | |
|--------------------------|--------------------------|--------------------------|-------------------------------------|--------------------------|--------------------------|--------------------------|--------------------------|--------------------------|--------------------------|--------------------------|--------------------------|
| 10X | 12X | 14X | 16X | 18X | 20X | 22X | 24X | 26X | 28X | 30X | 32X |
| <input type="checkbox"/> | <input type="checkbox"/> | <input type="checkbox"/> | <input checked="" type="checkbox"/> | <input type="checkbox"/> | <input type="checkbox"/> | <input type="checkbox"/> | <input type="checkbox"/> | <input type="checkbox"/> | <input type="checkbox"/> | <input type="checkbox"/> | <input type="checkbox"/> |

The cop
to the g

Th
Un

The ima
possible
of the o
filming

Original
beginni
the last
sion, or
other or
first pa
sion, an
or illust

The last
shall co
TINUED
whiche

Maps, p
differen
entirely
beginni
right an
require
method

The copy filmed here has been reproduced thanks to the generosity of:

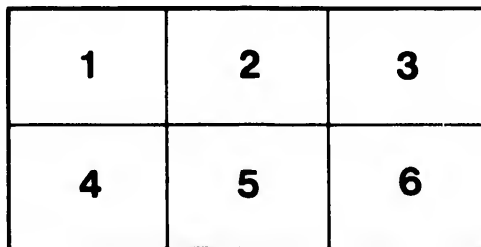
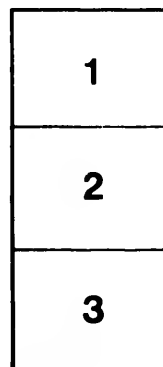

Thomas Fisher Rare Book Library,
University of Toronto Library

The images appearing here are the best quality possible considering the condition and legibility of the original copy and in keeping with the filming contract specifications.

Original copies in printed paper covers are filmed beginning with the front cover and ending on the last page with a printed or illustrated impression, or the back cover when appropriate. All other original copies are filmed beginning on the first page with a printed or illustrated impression, and ending on the last page with a printed or illustrated impression.

The last recorded frame on each microfiche shall contain the symbol \rightarrow (meaning "CONTINUED"), or the symbol ∇ (meaning "END"), whichever applies.

Maps, plates, charts, etc., may be filmed at different reduction ratios. Those too large to be entirely included in one exposure are filmed beginning in the upper left hand corner, left to right and top to bottom, as many frames as required. The following diagrams illustrate the method:



L'exemplaire filmé fut reproduit grâce à la générosité de:

Thomas Fisher Rare Book Library,
University of Toronto Library

Les images suivantes ont été reproduites avec le plus grand soin, compte tenu de la condition et de la netteté de l'exemplaire filmé, et en conformité avec les conditions du contrat de filmage.

Les exemplaires originaux dont la couverture en papier est imprimée sont filmés en commençant par le premier plat et en terminant soit par la dernière page qui comporte une empreinte d'impression ou d'illustration, soit par le second plat, selon le cas. Tous les autres exemplaires originaux sont filmés en commençant par la première page qui comporte une empreinte d'impression ou d'illustration et en terminant par la dernière page qui comporte une telle empreinte.

Un des symboles suivants apparaîtra sur la dernière image de chaque microfiche, selon le cas: le symbole \rightarrow signifie "A SUIVRE", le symbole ∇ signifie "FIN".

Les cartes, planches, tableaux, etc., peuvent être filmés à des taux de réduction différents. Lorsque le document est trop grand pour être reproduit en un seul cliché, il est filmé à partir de l'angle supérieur gauche, de gauche à droite, et de haut en bas, en prenant le nombre d'images nécessaire. Les diagrammes suivants illustrent la méthode.

ire
détails
es du
modifier
er une
filmage

es

e

errata
d to

t
e pelure,
con à



32X

Use SYRUP-TAR, TULU & BENE
FOR COUGHS, COLDS, ETC.
2 CUP MONEY REFUND

GENERAL DRUG STORE
Queen St. ST. CATHARINES.



INDEX.

| | PAGE | | PAGE |
|--|-------|--|------|
| A Pretty Home for a Dollar | 4 | Etching & Painting upon Wash Fabrics | 27 |
| After Dyeing | 8 | Faded Colors, to Revive | 9 |
| Artist's Black | 21 | Feathers etc., To Color | 10 |
| Babies' Blessing | 32 | Flowers, To Crystallise | 1 |
| Basket Work, To Color | 19 | Four Kinds of Ladies | 1 |
| Before Dyeing | 8 | Gold Paint | 21 |
| Beware | 27 | Grasses, Everlasting Flowers, etc., To Color | 2 |
| Bronze Paint | 21 | Hair, To Color | 19 |
| Carpets, To Revive Faded | 26 | Hats, To Color Gentlemen's Stiff Felt | 10 |
| Cleaning and Restoring Faded Garments without Ripping | 9 | Hats, To Color Straw | 10 |
| Cleaning Goods and Discharging Old Colors | 7 | Inks, Writing, Copying, Ruling, Stamping, Stencil, Marking, etc. | 23 |
| Colored Crayons | 23 | Ivory, To Color | 19 |
| Colored Lacquer or Transparent Paint | 25 | Kalsomining | 25 |
| Coloring Over Other Colors | 6 | Kid Gloves, To Dye | 19 |
| Coloring Photographs, Engravings, Maps, etc. | 22 | Leather, Basket Work, Ivory, Hair, etc., To Color | 19 |
| COLORS FOR COTTON 17-18-19 | | List of Diamond Dyes | 20 |
| Black, Fast Stocking, 17; Blue, 18; Brown, 17; Cardinal, 18; Green, 18; Scarlet, 18; Turkey Red, 18; Yellow, 18. | | Mahogany Varnish for Wicker Work, etc. | 24 |
| COLORS FOR SILK OR WOOL 11-12-13-14-15 | | Microscopists | 27 |
| Bismarck, 14; Black, 11; Cardinal Red, 11; Crimson, 12; Dark Blue, 12; Dark Green, 13; Dark Wine, 13; Fast Brown, 14; Fast Dark Brown, 15; Fast Pink, 14; Fast Seal Brown, 15; Garnet, 12; Green, 14; Indigo Blue, 13; Light Blue, 14; Maroon, 13; Scarlet, 11; Terra Cotta, 12; Yellow, 12. | | Murder Will Out | 3 |
| COLORS FOR SILK, WOOL OR COTTON 15-16-17 | | Pressing Goods | 9 |
| Drab, 16; Magenta, 15; Navy Blue, 16; Old Gold, 7; Olive Green, 16; Orange, 15; Plum, 16; Purple, 16; Slate, 16; Violet, 16. | | Proof of the Pudding, The | 2 |
| Copper Paint | 21 | Rugs, Making Pretty | 26 |
| Cross Baby | 31 | School Teachers | 27 |
| Curtains, To Color Holland | 26 | Sheepskin Mats, To Color | 26 |
| Diamond Paints, Gold, Silver, Copper, Bronze, Artist's Black | 21 | Shoe Dressing, Ladies | 25 |
| Dresses, To Prepare for Dyeing | 5 | Silks, To Finish | 10 |
| Drying Goods | 9 | Silver Paint | 21 |
| Dyeing, Directions for Reliable | 5 | Special Notice | 24 |
| Easter Eggs | 27 | Staining Wood | 24 |
| Easier than Bread Making | 5 | Stains, to Remove from the Hands | 10 |
| Ebonising Wood | 25 | Stamping Powder, To Make | 3 |
| Extracts of Letters | 28-29 | Tapestry Painting | 27 |
| | | Thirty-seven Colors, 200 Shades | 6 |
| | | Three Pictures from a Woman's Life | 30 |
| | | Velvet and Plush, To Finish | 10 |
| | | Vessels for Dyeing | 7 |
| | | Water for Dyeing | 7 |
| | | What Dye Shall be Used? | 5 |
| | | When the Goods are in the Dye Bath | 3 |
| | | You Would Choose the Gold | 3 |

TH
 TH
 If su
 of c
 Her
 good
 pack
 save
 even
 A
 to be
 with
 wou
 they
 savi
 for a
 this
 direc
 certa
 A
 to th
 All
 and
 To
 book
 befor
 To
 the a
 the o
 suspe
 may
 hand

Four Kinds of Ladies.

ELL
578EP

This book contains valuable information for every lady.

There are some who have never dyed over their cast off garments. If such is the case, the attic, the closets, the trunks, will be found full of cast off ribbons, scarfs, dresses, cloaks, feathers, hats, etc., etc. Here is a waste that ought to be stopped; all these can be made as good as new with Diamond Dyes. Read this book carefully; try one package of Diamond Dyes: the result will be so pleasing, you will save many dollars a year upon the family's clothes, and yet dress even better than before.

A great many always go to the dye-house when there is anything to be dyed. They will find that they can do their own dyeing at home with Diamond Dyes, at an expense of ten or twenty cents for what would cost them \$1.50 or \$2.00 at the dyer's. Another reason why they should use Diamond Dyes and do their dyeing at home, is the saving in time and annoyance. Often the dyer cannot do the work for a week or ten days, or does not have it done when promised. All this can be obviated with Diamond Dyes. This book and the plain directions accompanying each color make good results absolutely certain.

A few, and happily this class is growing smaller all the time, cling to the old fashioned dyestuffs, or use crude and inferior package dyes. All that need be said to these, is that they are wasting time, money, and frequently their goods. They ought to use Diamond Dyes.

To the fourth and largest class, those who use Diamond Dyes, this book will give valuable information, and make it even easier than before to color with Diamond Dyes.

TO CRYSTALLIZE FLOWERS.—Dissolve 18 ounces of pure alum in a quart of water by the aid of a boiling heat. When the solution is nearly cold suspend in it by a thread, the objects to be crystallized for about 24 hours; they are then to be taken out and suspended in a dry room till thoroughly dried. If different colors are desired they may be given by adding any desired color of the Diamond Dyes (see page 24.) Very handsome effects can thus be produced on flowers, grasses, grain, seaweed, mosses, &c.

ca 1900?

27
9
10
1
1
21
2
19
10
10
23
19
25
19
19
20
24
27
3
9
2
26
27
26
25
10
21
24
24
10
3
27
6
30
10
7
7
5
8
8

The Proof of the Pudding.

Our claim that Diamond Dyes are far ahead of any other package dyes, can be easily proved true by any one who will make a comparative test. The Diamond will do the most dyeing, give the brightest, fastest, and handsomest colors, and with much less time and labor to use. No other package dye makers dare ask the people to make a comparative test of this nature.

Diamond Dyes are the only package dyes that were originated especially for domestic use. The manufacturers started from the beginning, and their chemists and dyers, both in this country and in Europe, worked with but one end in view—to make dyes that could be used successfully at home. For a few of the colors the same dyes are used as in the best mills and factories, but the greater part of the colors are special inventions or discoveries of our own chemists. Anyone can readily see that the crude dyestuffs, used upon a large scale in factories and mills, by scientific dyers, are not adapted to home dyeing by ladies and children. Dyes, whose fumes are poisonous, can safely be used in mills, where there are special appliances to carry off these fumes, but they are very dangerous in the home. All this has been avoided in Diamond Dyes, by the use of our specially discovered dyestuffs.

Mill dyers use strong acids in their work; other manufacturers of package dyes follow this example, and their dyes are so acid as to eat holes in the envelopes in which they are put up, and when goods are boiled in them the effect is even worse. There is no danger of this with Diamond Dyes, for the desired effect of the dangerous acids is obtained equally as well in other ways. Remember this, if your dealer tries to sell you other dyes, and tell him that you do not want your dress rotted and destroyed by dangerous mill dyes.

Diamond Dyes are the only package dyes made that are guaranteed to give satisfactory results. No other package dye maker can afford to sell his goods under such a guarantee, for his weak, crocky, poisonous colors give such unsatisfactory results that he would be overwhelmed with complaints.

"The proof of the pudding is in the eating," and the constant and large increase in each year's sales, in spite of the extravagant and bombastic claims of imitators, proves that Diamond Dyes have always given satisfaction, and are the only dyes the people want.

TO COLOR GRASSES, EVERLASTING FLOWERS, &c.—Dissolve two ounces of borax and two ounces of bleached gum shellac in a quart of water, by boiling. It should be boiled fully fifteen minutes to dissolve the shellac. If it should not wholly dissolve strain the solution. Then dissolve a package of Diamond Dye (the color you wish, see page 24) in a pint of water, and add enough of this to the solution to give the shade desired, and then it is ready for use. Moisten your grasses and flowers in warm water, and dip them in the hot solution until the desired shade is obtained. Then hang up by the stems, and dry carefully.

It
of lea
In
dyest
are of
In
packa
little
be de
only t
W
than a
durab

Fr
mond
small
"Mur
everyb
Oc
The f
result
through
Herea
If
other
you, d
mond.
the m
color.

To
whitin
dered
benzin
colore
work,

You would choose the Gold !

If you had your choice, naturally you would prefer an ounce of gold to a pound of lead, even if the lead was plated to resemble gold.

In dyeing, which do you prefer, a small package of pure, concentrated, harmless dyestuff, or a package made large and bulky by the addition of cheap chemicals that are of no use in coloring, and some of which ruin the goods?

In Diamond Dyes we offer a line of pure, unadulterated package dyes. Other package dye makers try to impose upon the public by filling the envelopes with a little dye, and a large amount of alum or cheap adulterations. Possibly a lady may be deceived once in this way, but the next time she has dyeing to do, she will take only the pure, strong and reliable Diamond Dyes.

We guarantee that Diamond Dyes will color more goods, package for package, than any other dyes upon the market, and will give the handsomest and most durable colors.

"Murder will Out."

From time to time new package dyes have been sold in competition with Diamond Dyes. They have claimed to be just as good or better. Some of them had a small sale for a short time, for many people are eager to try new things. But "*Murder will Out*," and the first trial showed the falseness of their claims, and everybody went back to the original and reliable Diamond Dyes.

Occasionally a druggist is talked into buying these cheap and second rate dyes. The following letter, selected from many hundreds sent us by dealers, shows the result: "I was induced to put in a stock of what are known as ——— Dyes. I have, through my customers, given them a thorough trial, and find them an inferior article. Hereafter I will sell only the Diamond." E. M. Lyons, Broadhead, Wis.

If your druggist was unfortunate enough to be "induced," by lower prices or other means, to put in a stock of these cheap dyes, and will not get the Diamond for you, do not let him crowd his poor stock upon you, but insist upon having the Diamond. If he will not keep Diamond Dyes until he has worked off his old stock, send the money to us, and we will mail the dyes, and you will get a good, fast, handsome color.

TO MAKE STAMPING POWDER.—The white powder is usually oxide of zinc, but fine whiting or fine chalk will do. To this powder add enough Violet Diamond Dye, powdered fine, to give it a distinct color. If to be used for wet stamping, wet up with benzine (away from the fire); if for dry stamping, mix with each ounce of the colored powder one-eighth ounce of powdered resin, and pass a hot iron over the work, fixing it by the heat.

A Pretty Home for a Dollar.

This is the age of decoration, when millions of dollars are spent yearly upon the embellishments of the homes. None but those who have used Diamond Dyes and Diamond Paints for household decoration can appreciate the added beauty they give the home. Space allows but the suggestion of a few of the many uses to which they are adapted, but a little thought will show any ingenious person where he or she can, with the aid of Diamond Dyes, improve and beautify the home, giving it the refined and esthetic air which has heretofore been gained only at a cost of hundreds and thousands of dollars.

Renew the old and faded curtains, lambrequins, draperies, and furniture coverings, with some fashionable shade of Diamond Dyes. Varnish fancy baskets and soiled rattan chairs with varnish colored with Diamond Dyes. Give a tasty color to the walls and ceiling with a kalsomine daintily tinted with Diamond Dyes. Stain the floor and the wood work, if unpainted, with a rich stain made from Diamond Dyes. The costly parquet floors can be successfully imitated with these stains. On the floor, have two or three brilliant rugs, made from old pieces of cloth that have been dyed with Diamond Dyes. Ebonize a small table or stand with Diamond Artist's Black; gild the tarnished picture frames with Diamond Gold Paint; color photographs or engravings with art colors made from Diamond Dyes, and frame them in frames stained with the Diamond Dyes or painted with the Diamond Paints.

It is not too much to say that the judicious use of Diamond Dyes and Diamond Paints, in different ways and combinations, will give an air of elegance to the humblest cottage, not surpassed in beauty by the decorations of the millionaire's mansion.

Mrs. Anna M. King, Eagle Lake, Blue Earth Co., Minn., writes: "Will you send me a package of Diamond Copper Paint. The druggist here does not keep Diamond Paints. I like them very much, and can with them and your splendid Diamond Dyes, make even a cabin look like home.

"I dyed a carpet with your dyes some years ago. The weaver said it was the prettiest carpet she had ever woven, and wanted me to tell her if the dyes lasted. So I wore it on a sitting room, with three sunny windows in it, for two years, with seven people, four of them children, running over it every day. I thought surely it was test enough, and I sent for the weaver to come and see me. She came, and I showed her the carpet. Since then she has dyed a number of carpets for others, throwing aside her old-fashioned dyes, and using the Diamond Dyes instead. My neighbors acknowledge Diamond Dyes are first and best. And now I am again in a new country, hoping to regain health and strength here. I shall do all I can for your Dyes among the people here, as there are many who live, sit, eat and sleep in one room, 13 by 20 feet, without a curtain or a carpet, a fancy bit, or a lambrequin anywhere. Hard living I call it, and my home shall speak loudly in praise of your Diamond Paints and Dyes."

Directions for Reliable Dyeing.

Easier than Bread Making.

Some ladies think that it is a difficult and complicated matter to do their own dyeing. It is, with crude dyestuffs and with the cheap mill dyes some parties put up in packages, but when Diamond Dyes are used it takes but little more trouble and work to get a fast and beautiful color than it would to rinse the goods.

Read these directions for the use of a package of Magenta Diamond Dye. Dissolve the dye in a pint of boiling water. In a vessel containing enough hot water to cover the goods nicely, put a small portion of the dissolved dye. Now put in the goods, and with two clean sticks lift and stir the goods constantly to allow the dye to penetrate to every part alike. As soon as the goods are of the desired shade, take out, rinse in cold water, and dry. Easier than bread making, and the use of the sticks makes it needless to soil the hands.

Bear in mind that "it's easy to dye" is true only of Diamond Dyes.

To Prepare Dresses for Dyeing.

Dresses can be dyed without ripping, by letting out the drapery, so that they can be easily handled in the dye bath. If they are to be made over, it is best to rip them and tack the pieces together before dyeing. If a number of pieces are to be dyed, they should be tacked, or sewed together, as near like a new piece of goods as possible.

What Dye Shall be Used ?

In deciding what dye to use, several things must be taken into account. If the goods are silk or wool, use a Diamond Dye for wool. If they are cotton, or cotton mixed with silk or wool, use a Diamond Dye for cotton.

Before buying the dye, read carefully the directions, in the following pages, for the color wanted. It is impossible to change a dark color to a light, and the original color of the goods will always influence in some degree the result.

Read also what is said in regard to coloring over other colors, on page 6, as the desired color may perhaps be more easily gotten with a dye suggested in this article.

When the color wanted is known, look at the sample book of shaded colors at the store where Diamond Dyes are sold. This shows at a glance how many packages of dye are needed to give the desired shade.

Do not allow any dealer to induce you to take other dyes. There are none that equal Diamond Dyes, in strength, simplicity, beauty, and durability.

37 Colors,—200 Shades.

Each color of Diamond Dyes will give from three to eight beautiful and handsome shades, varying according to the amount of goods dyed with the contents of the package. Notice that although there are only thirty-seven colors of Diamond Dyes, they give over two hundred different shades, so that any desired color can be easily made. Diamond Dyes are prepared especially for home use, and no dyes manufactured for mill and factory dyeing can give, when used in the household, this great variety of handsome, fashionable and durable colors. The full and explicit directions upon each package are so simple that even a child can understand them, and easily match any desired shade.

Coloring over other Colors.

In coloring over other colors it is usually desirable, especially if much change is to be made, to discharge as much as possible of the old color, according to directions given for cleaning goods and discharging old colors on page 7.

It must be remembered that all dyes are transparent, and if the original color is not thoroughly discharged, it will more or less change the color given by the dye. All colors can be re-dyed or made a darker shade of the same color. In this way the Diamond Dyes are very useful for reviving faded or dingy colors.

If two or more pieces of goods, of different colors, are to be dyed to the same color, they must be dyed separately, for the lighter color will require a stronger dye bath than the dark. If goods of different colors are dyed at the same time, different shades will be the result.

Scarlet, Cardinal Red, Crimson, Magenta.—All kinds of Pink or Red can be made brighter and deeper with these dyes. They will color over Yellow or Orange, making various shades of Scarlet; over Blues, Purples and Violets, making various shades of Purple; over Slates, Drabs and Browns, making various shades of Crimson, Maroon, or Garnet.

Bismarck, Brown, Dark Brown, Seal Brown.—These will color over all colors except Black, making various shades of Brown. Drabs or slates take the best Brown. Over Green they make a Bronze; over Reds a Garnet; over Purple, a Maroon or Dark Wine

Purple, Violet.—Will color over Reds and Blues, and all light colors, making various shades of Purple or Violet. Violet colors over Black, making Seal Brown.

Yellow, Orange, Old Gold.—These will only make good colors on white or very light colored goods. They make all other colors of a yellowish shade.

Garnet, Maroon, Plum, Navy Blue, Dark Blue, Dark Green.—These will color over all light colors, making various shades of the colors named.

Water for Dyeing.

Success in dyeing depends upon the materials used. For dyestuffs, use Diamond Dyes only. These dyes, used with soft water will always give good results. Fresh, clean snow or rain water is best. Hard water can be made fit for dyeing by boiling one-half ounce of Castile or white soap in two gallons of water, and skimming off the lime soap that will rise to the top.

Do not use more water than will cover the goods when in the dye vessel, as otherwise some of the dye will be wasted.

Vessels for Dyeing.

Dye bright colors in wooden, tin, earthen, or enameled vessels; dark colors in copper or brass. An agate or porcelain-lined vessel is the best for all colors. It should be large enough to allow the goods to be worked easily, and without crowding. Be sure that the vessels are perfectly clean.

If the dye vessel does not seem large enough to work all the goods without crowding, get a larger one, for if they are crowded, or dyed at different times, the result will be unsatisfactory. If the goods are of the same color, they should all be put into the dye bath at one time, and the vessel must be of sufficient size to allow the goods to be easily worked. Do not let them lie in the bath after the desired shade is obtained, or a spotted, streaked color will result.

Clean Goods and Discharge Old Colors Before Dyeing.

All goods must be perfectly clean before they are dyed, and as much as possible of the original color discharged. Take out paint or tar spots, if any, by wetting the spots with the following preparation, and rubbing with a sponge or rag until out. Shake together in a bottle, $\frac{1}{2}$ pint of benzine, $\frac{1}{2}$ pint of water, 4 ounces of ammonia, 4 ounces of sal soda. After this has stood for a few hours, it will be ready for use. Keep it tightly corked. This preparation is the one used so successfully by the best French dyers and scourers, and in the United States has often been sold at 25 cents for a small bottle.

After the paint or tar spots have been taken out, the goods should be thoroughly cleansed in the following manner. Dissolve one pound of sal soda in five pailfuls of hot water. Handle the goods well in this for ten minutes. If there are any grease spots, rub them between the hands in the soda water. After the goods have been drained and cooled for a few minutes, rinse perfectly in two clean, cold waters.

Before Putting the Goods into the Dye Bath.

Different dyes are used in different ways, and before the dye is dissolved, the directions on the envelope should be read carefully and understandingly. As the best chemists and dyers are constantly trying to improve Diamond Dyes, changes are occasionally made to secure valuable improvements, which necessitate different directions. On this account even those who have used hundreds of packages with perfect success, should always read over the directions before using.

Before dyeing some colors, they must be mordanted strictly according to the directions on the envelope. Failure to do this will result in poor, imperfect colors.

The dye bath, for a few of the colors, must be boiled for ten or fifteen minutes before the goods are entered.

All this is told plainly in the directions on the envelope, but we wish to impress upon the users of Diamond Dyes the great importance of these preparatory steps. In fact, the mordanting of the goods and the first boiling of the dye bath are more necessary for successful results than any other part of the process.

All articles must be well wet before putting into the dye bath.

Always stir the dye bath before putting in the goods.

When a particular shade is wanted, it is well to dye a small piece of the goods before putting in the whole, remembering that wet goods are a shade darker than when dry. The color is shown best by looking through the goods at the light, or by placing them on a level with the eye and looking across them.

When the Goods are in the Dye Bath.

The full and simple directions on the envelopes containing Diamond Dyes, give explicit directions for treating the goods when in the dye bath. These directions should be followed strictly. When goods are to be "boiled in the dye bath for twenty minutes," they must be boiled, not merely steamed; they must be boiled the stated time, not less. Be particular to keep the goods ENTIRELY COVERED by the liquid, not letting them float, partly exposed to the air, which causes spotting. No other package dyes or dyestuffs can be used with so little time and labor as Diamond Dyes.

After Dyeing.

As soon as the desired shade is obtained, remove the dye vessel from the fire, take out the goods, and wash thoroughly. With black and dark browns, the richest shades are obtained by letting the dye bath cool gradually, working the goods while in the bath; then taking them out and draining half an hour before washing. Wash in soap suds, goods dyed with black, brown, cardinal red, crimson, garnet, terra cotta, dark wine, scarlet for cotton, cardinal for cotton, turkey red for cotton, and fast stocking black. Goods dyed with other colors should be thoroughly rinsed in cold water until the rinse water is perfectly clear.

dry
sleeve
dry t
line

T
with

A
shoul

T
with
first.
this.

Cle

I
from
large
The r
must
and a
color
brush
As th
not t
purp
The l
Brow

S
worn
follo
of bo
wash

To Dry Goods :

When coats, vests, or dresses have been colored without ripping, the best way to dry them is to put one end of a bow shaped stick, about three feet long, into each sleeve, and hang to a clothes-line by a string or hook at the centre of the stick. To dry trousers, tie a string to a button on each side, and tie these strings to a clothes-line at such a distance apart that the trousers will hang perfectly straight.

To dry shawls, dresses, draperies, coverings, etc., etc., hang them across the line with the wrong side in, as the line is liable to leave a mark upon the goods.

To Press Goods.

As far as possible goods should be pressed only on the wrong side. The iron should not be too hot, for heat will injure some colors.

To press goods on the right side, dip a cotton cloth in water, and wring it out with the hands. Open it and spread over that part of the goods which is to be pressed first. When this cloth gets dry, wet and wring again. A hot iron should be used for this, but it must not be allowed to touch the goods.

Cleaning and Restoring Faded Garments Without Ripping.

It is often the case that articles of gentlemen's wearing apparel become faded from exposure to the weather long before they are worn, and many people in the large cities make the cleaning and restoring of such garments a paying business. The method is easy, and can be done by any one with ordinary care. The garment must be first sponged over with warm water, to which a little soap has been added, and all spots cleansed thoroughly. Make a solution of Diamond Dyes the original color of the garment, and apply carefully with a sponge (attached to a stick), or stiff brush, using care to touch every part alike; hang up to dry and press while damp. As the original color of the cloth contains enough mordant for the reviving color, do not use the mordant which comes with some of the dyes, when used for this purpose. If one treatment does not give sufficient depth of color, go over it again. The best results are obtained by the use of the dark colors—Black, Navy Blue, Seal Brown, Dark Green or Plum.

Reviving Faded Colors.

Stockings, ribbons, and many small articles often fade badly before they are worn out. The original colors can be renewed and brightened very easily in the following manner. Dissolve a package of Diamond Dyes, the color wanted, in a pint of boiling water, and strain into a bottle or jar. After the stockings, ribbons, etc., are washed, use this dissolved dye instead of bluing.

To Finish Velvet and Plush.

After dyeing and rinsing, press between two cloths, to remove all the water possible. Cover the face of a hot flat iron with several folds of wet cotton cloth. Let some one hold the iron, face uppermost, and as the steam rises, pass the wrong side of the plush or velvet rapidly back and forth over the face of the iron. A soft brush will aid the rising steam to raise the nap of the velvet or plush.

To Finish Silks.

Boil an ounce of Irish moss in one quart of water. Strain this into half a pailful of cold water. Wet the silks well with this sizing. Then wring them gently, and put them on a smooth board, wrong side next to the board, and smooth all the wrinkles out with a soft brush, taking care not to brush too hard. Dry near the stove in winter, or in the shade, out-doors in summer.

To Remove Dye Stains From the Hands.

Wash with soap and a little fine sand, pumice stone or corn meal. Stains from the dark colors can be taken off with vinegar or lemon juice.

To Color Straw Hats and Bonnets.

Dissolve a package of Diamond Dyes, the color wanted (see page 24), in a little alcohol, and add to this one-half pint of good shellac varnish. Apply to the hat with a soft bristle or camel's hair brush.

To Color Gentlemen's Stiff Felt Hats.

Make a solution of Diamond Dyes the color wanted (black or dark brown are most generally used.) After cleaning the hat, apply this solution with a sponge or paint brush. As stiff felt hats fade or spot before they are out of style, this will often save the price of a new hat.

Coloring Feathers, Etc.

Feathers readily take the most beautiful colors from Diamond Dyes. Clean the feather by soaking in strong soap-suds fifteen minutes, then draw gently between the thumb and fore-finger a number of times, and rinse in warm water; dip and re-dip in the dye bath until the desired shade is obtained, rinse in cold water, and press gently with the hand between two cloths, to remove the water. Now hold before a gentle fire, shaking slightly until nearly dry, and then curl by taking three or four sprigs of the feather and drawing briskly between the thumb and the back of scissors, and so on until it is finished. Old feathers can be re-colored and made to look like new. To color feathers a good black is difficult, and can only be done by a special process, and we do not recommend inexperienced persons to try it.

Live birds can be colored the most brilliant shades by simply applying a solution of the Dyes, dissolved in alcohol and water, with a brush or sponge. A number of druggists have made a handsome display of colored birds or chickens as an attractive window advertisement.

D
and all
a fast,
improv
of use,
It
goods a
dischar
cult to
seal br
Fin
shade v
Can
into th
goods,
lack o
length
To
fast an
pairs of
To
D
ness an
two po
washou
Ove
handso
than th
ing goo
On
silk or
To
Dye, or
to wash
D
better
dark so
Di

Colors for Silk or Wool.

Diamond Dye Black.—This unequaled dye has superseded logwood and all other black dyestuffs. One package will dye one pound of silk or wool goods a fast, rich black, which will not crock or wash out. Goods dyed with this color are improved by washing in soap suds. No other black dyes equals this in strength, ease of use, and reliability.

It gives a perfect black over all colors, except red and brown. If red or brown goods are to be colored black, they should first be cleansed as directed on page 7, to discharge as much of the original color as possible. Even then it is sometimes difficult to get a satisfactory black over brown, it giving instead of a full black, a dark seal brown, on account of the old color showing through.

Fine shades of gray or steel are made by using a weak dye, and dyeing only to shade wanted.

Care should be taken to mordant the goods thoroughly before putting them into the dye bath, and the dye bath must be boiled as directed before entering the goods, or failure will result. A large share of the failures in dyeing is caused by lack of care or hurry in mordanting, and neglect to boil the dye bath the required length of time before entering the goods.

To color cotton or mixed goods black, use Diamond Dye Fast Stocking Black, a fast and beautiful color. One package will color one pound of goods or four to six pairs of cotton stockings.

To make black ink, use Diamond Slate Dye.

Diamond Dye Cardinal Red is greatly superior in strength, fastness and beauty of shade, to any other dyestuff sold to-day. One package will dye two pounds of silk or wool goods a standard shade, which will not crock, fade or washout.

Over white, yellow, pink, orange, and scarlet, Diamond Dye Cardinal Red gives a handsome, brilliant shade. If this color is intended for use in dyeing goods other than these, the original colors should be discharged according to directions for cleaning goods on page 7.

One package of Diamond Dye Cardinal Red will give a bright red on six pounds of silk or wool goods.

To color cotton or mixed goods cardinal red use Cardinal for Cotton Diamond Dye, one package of which colors one pound of goods a full and beautiful color, fast to washing with soap.

Diamond Dye Scarlet has taken the place of cochineal, being both better and cheaper. Greatly superior to any other scarlet dye in use, it gives a rich dark scarlet on two pounds of silk or wool goods.

Diamond Dye Scarlet will color over all light colors, as yellow, orange, or pink.

One package of Diamond Dye Scarlet will give a rich, bright scarlet on four pounds of silk or wool goods, and a light scarlet on six pounds.

To color cotton or mixed goods scarlet, use Diamond Dye Scarlet for Cotton. One package gives a full, dark and handsome scarlet on one pound of goods, and a light shade on four pounds improved by washing with soap.

Diamond Dye Crimson is a dye of great beauty and fastness. One package colors one pound of silk or wool goods a full rich crimson.

Over white, yellow, pink, orange, and scarlet, Diamond Dye Crimson gives a perfect shade.

Lighter shades of crimson and cherry can be made by using one package of this dye for from two to four pounds of silk or wool goods.

To color cotton or mixed goods crimson, use Diamond Dye Turkey Red for Cotton in combination with the shading dye furnished with this color, one package to two pounds of goods. Goods colored with this dye are improved by washing in soap suds.

Diamond Dye Dark Blue is a perfectly fast and beautiful color. One package gives a beautiful color on one pound of silk or wool goods, and light, handsome shades on from two to four pounds.

Diamond Dye Dark Blue will color over drabs and light shades generally.

To color cotton or mixed goods dark blue, use Diamond Dye Blue for Cotton. One package gives an unequalled rich blue shade on one pound of goods, and lighter shades on from two to six pounds.

Diamond Dye Yellow is a bright and beautiful color, unequalled by other dyestuffs. One package gives a rich, brilliant color, that will not fade or wash out, on two pounds of silk or wool goods.

This color can be used to advantage on white goods or very light shades only.

One package gives a perfect lemon color on four pounds of silk or wool goods and a delicate straw on six pounds.

To color cotton or mixed goods yellow, use Diamond Dye Yellow for Cotton. One package gives a full and brilliant yellow on one pound of goods.

Diamond Dye Garnet is a beautiful, fast, and durable dye, which is unequalled by any other dye. One package gives a dark and elegant color on two pounds of silk or wool goods; a full garnet on four pounds of goods, and a strawberry on eight pounds.

Diamond Dye Garnet will color over all colors except slate, greens, blue, purple, plum, brown, and black.

To color cotton or mixed goods garnet, use Diamond Dye Turkey Red for Cotton and the small package of shading dye given with that color, one package to two pounds of goods. Goods colored with this dye are improved by washing in soap-suds.

Diamond Dye Terra Cotta is a brilliant, fashionable color, not surpassed by the best French dyers. One package gives beautiful shades

of mahogany on one pound of silk or wool goods, and a perfect terra cotta on two pounds.

This dye will color over all light colors.

To color cotton goods terra cotta, use Diamond Dye Turkey Red for Cotton and the small package of shading dye given with that color. Goods colored with this dye are improved by washing in soapsuds.

Diamond Dye Maroon is a perfectly fast and reliable color. One package will color one pound of silk or wool goods a dark rich maroon. For lighter shades, use one package for two to four pounds of goods.

This dye will give perfect results over all colors except navy blue, brown, and black.

Diamond Dye Dark Green is a deep, rich color, that will not fade, and colors twice as much goods as other package dyes. One package gives a dark shade on one pound of silk or wool; a medium shade on two pounds; and a light on four pounds.

With each package of the Dark Green Diamond Dye is enclosed, without extra charge, a shading dye, which makes all the fashionable shades of Dark Green, Bottle Green, and Myrtle Green. Diamond Dyes are the only package dyes that give these beautiful colors.

This dye will color over blue, yellow, orange, pink, purple, and all yellowish shades.

To color cotton or mixed goods dark green, use Diamond Dye Green for cotton.

Diamond Dye Dark Wine is a durable, beautiful, and rich color. It is very fast and permanent, and simple to use. One package gives a full dark wine on one pound of silk or wool, and a light, handsome color on two pounds.

This dye will color over the different shades of light blue, drab, red, and yellow.

To color cotton or mixed goods dark wine, use Diamond Dye Turkey Red for Cotton and the shading dye enclosed in each package, in combination. This is superior to any dark wine for cotton heretofore used. Goods colored with this dye are improved by washing in soapsuds.

Diamond Dye Indigo Blue is a new and most valuable discovery. This color is not made by any other package dye manufacturer. It will not crock, fade or wash out, and is very simple to use. As the composition of this dye was discovered by our chief chemist through a fortunate combination of imported dye stuffs, after many long and costly experiments, we consider it impossible for any other package dye maker to ever equal this color.

One package of this dye makes a dark, perfect indigo blue on one pound of silk or wool; a medium shade on two pounds; or a light shade on four pounds.

Diamond Dye Light Blue is a delicate and beautiful color unequalled in strength and purity by any other blue. One package gives a medium shade on three pounds of silk or wool; a light blue on six pounds; or a dainty robin's egg blue on twelve pounds.

This color should be used only over white or light shades of blue.

For a light blue on cotton use **Diamond Dye Blue for Cotton**, one package to four or six pounds of goods.

Diamond Dye Bismarck (light brown) is a handsome and fashionable brown, especially useful for coloring over. One package gives a dark shade of bismarck on two pounds of silk or wool; a medium shade on four pounds; or a delicate light brown on eight pounds.

Diamond Dye Bismarck will give garnet and maroon shades over reds, and olive over blue, and a brown on all other colors except black and green.

For light brown on cotton, use **Diamond Dye Brown for Cotton**, one package to four pounds of goods.

Diamond Dye Fast Pink is a recent discovery, and is the only dye upon the market that will make a perfectly fast, unfading pink. One package gives a brilliant and beautiful pink on two pounds of silk or wool; a medium shade on three pounds, or a light and delicate shade on four pounds.

This dye can be used on white or light pink goods only.

With each package of **Diamond Dye Fast Pink** is given, without extra charge, a powder for making scarlet ink.

For pink on cotton, use **Diamond Dye Scarlet for Cotton**, one package to eight pounds.

Diamond Dye Green is unequalled for beauty of shade and simplicity of use. One package gives a full shade of green on one pound of silk or wool; a light green on two pounds, or a very delicate and handsome Nile green on four pounds.

It will give a perfect color over yellow, light blue, and the lighter shades of drab.

One package of this dye makes a superior green ink, by simply dissolving in a pint of boiling water.

For green on cotton, use **Diamond Dye Green for Cotton**, one package to one or two pounds of goods.

Diamond Dye Fast Brown is, next to black, the most useful color in family dyeing. One package will dye two pounds of silk or wool goods a good brown, which will not crock, fade or wash out. This is a new color that has lately been brought out by our chemists, and is made from products recently patented in Germany. We are sure that it will prove a perfect color in all respects.

Goods dyed with **Diamond Dye Fast Brown** are improved by washing in

soapsuds. It is almost impossible to get a good brown from other dyes sold for domestic dyeing, but with the Diamond a splendid color can be made with the greatest ease and simplicity.

It gives a perfect brown over all colors except black.

By making the dye bath of different strengths, a variety of shades, ranging from very light and delicate brown to full dark brown, can be obtained.

To color cotton or mixed goods brown, used Diamond Dye Brown for Cotton. One package will color from one to four pounds of cotton or mixed goods a rich brown.

Diamond Dye Fast Dark Brown is a never failing, never crocking color, the strongest, simplest; and most durable dye known. Other makes of dyes cannot equal it. One package gives a fast, rich dark brown on one pound of silk or wool; a handsome, medium shade of brown on two pounds; or a beautiful amber brown on four pounds.

This dye colors over all colors except blue, green and black.

For dark brown on cotton, use Diamond Dye Brown for Cotton, one package to one pound of goods.

Diamond Dye Fast Seal Brown is an entirely new dye, the result of years of careful and costly experiments to obtain a seal brown dye that would neither crock nor fade. It is the only domestic dye known that will give a fast seal brown. One package gives a dark seal brown (almost a brown black) on one pound of silk or wool; a rich, perfect seal brown on two pounds; or a lighter shade on four pounds.

This dye will give perfect satisfaction over all colors except blue, green and black.

For a seal brown on cotton, use Diamond Dye Brown for Cotton, one package to one pound of goods.

Colors for Silk, Wool or Cotton.

Diamond Dye Magenta is the most brilliant and simple dye for this well-known color. One package gives a full rich magenta on three pounds of silks wool or cotton; a handsome solferino on six pounds; or a rose on twelve pound. It does nearly twice as much coloring as other package dyes.

This dye can be used on pinks and light drabs only.

One package of this dye makes a brilliant red ink, by simply dissolving in a pint of boiling water.

Diamond Dye Orange is a very strong and bright dye. One package gives a dark orange on two pounds of silk, wool or cotton; a brilliant orange on four pounds; or a handsome buff on eight pounds.

This dye will make a good color on white or very light colored goods only.

Diamond Dye Slate is a very simple and useful dye. One package gives a handsome slate on two pounds of silk, wool or cotton, or a delicate gray on four to eight pounds.

This dye works nicely over all colors except black, reds, browns, green, and yellowish shades.

One package makes a pint of superior black ink by simply dissolving in boiling water.

Diamond Dye Purple gives this magnificent color in all its beauty. There is no dye made that equals it in strength and richness. One package gives a dark royal purple on three pounds of silk, wool or cotton; a medium shade of purple on six pounds, or a handsome and delicate lilac on twelve pounds.

This dye gives faultless colors over drab and the lighter shades of blue and red.

One package of this dye makes a beautiful and durable purple ink, by simply dissolving in one quart of boiling water.

Diamond Dye Violet is a brilliant and useful dye. One package gives a rich, beautiful violet on three pounds of silk, wool or cotton; a handsome mauve on six pounds, or a delicate lavender on twelve pounds.

This dye will color over drab and the lightest shades of blue.

One package of this dye makes a fashionable violet ink, by simply dissolving in one quart of boiling water.

Diamond Dye Drab is a very handsome and tasty color. One package gives a drab on two pounds of silk, wool or cotton; a medium drab on four pounds; or a light and delicate drab or fawn on eight pounds.

This dye can be used on white or light yellowish shades only.

Diamond Dye Plum is a very fast and permanent dye, and makes a rich and handsome color. One package gives a full, dark plum on two pounds of silk, wool or cotton; a medium shade on four pounds, or a light shade on six pounds.

It gives a handsome plum over white, blue, drab, reds, violet and purple.

Diamond Dye Olive Green is a very handsome and fashionable color, of great beauty and durability. One package gives a dark olive green on one pound of silk, wool or cotton goods; a medium shade on two pounds, or a light shade on four pounds.

It will color over yellow, green, and the lighter shades of blue and drab.

Diamond Dye Navy Blue is a very popular and useful color, superior in strength and durability to other package dyes. One package gives a rich, dark navy blue on two pounds of silk, wool or cotton; a medium shade on four pounds; a light and very fashionable blue on six pounds.

Navy blue will not give clear shades over green, olive, cardinal, brown, and black.

Diamond Dye Old Gold is the most brilliant and reliable dye known for this still fashionable color. One package gives a dark old gold on two pounds of silk, wool or cotton; a medium shade on four pounds; or a handsome ecru on eight pounds.

This dye will give good results on white or very light colored goods only.

Colors for Cotton.

Diamond Dye Fast Stocking Black is a discovery that will save money to every lady who uses it. It is the only package dye made that will color cotton stockings a fast jet black that will not fade from sun or soap. It wears as long as the goods. One package will color one pound of cotton goods, or five pairs of cotton stockings, a jet black that is unequaled by any other dye; or will make a handsome, unfading blue black on two pounds of goods.

Diamond Dye Fast Stocking Black makes fast black stockings as cheap as white. Often dealers have stockings that are faded or of an unfashionable color which they will sell at less than cost. If these are bought and colored with Diamond Dye Fast Stocking Black, the result will be fashionable black stockings, that never fade or crock, at a less price than common white ones.

If red or brown goods are to be colored black, the original colors should be discharged as directed on page 7. Over all other colors Diamond Dye Fast Stocking Black gives a perfect jet black.

Use only Diamond Dye Fast Stocking Black to color a black on cotton or mixed goods, for it is the only way that you can get an unfading and handsome black. Other dyes may make extravagant claims, but crocking goods and muddy colors follow their use.

To color wool or silk goods black, use Diamond Dye Black for wool. One package will make a jet black on one pound of goods, or a handsome blue black on two pounds.

To color silk, use Diamond Dye Black for wool, and color as directed for wool.

Diamond Dye Brown for Cotton is a new and superior dye, which will give a rich, handsome brown that will not crock. It is much better than the crude dyestuffs formerly used for a brown on cotton, and cannot be equaled by any other package dye sold for this purpose. One package makes a dark rich brown on one pound of cotton or mixed goods, or a light and beautiful shade on four pounds.

Diamond Dye Brown for Cotton gives unfailing satisfaction over all colors except blue and green.

To color wool or silk goods different shades of brown use Diamond Dye Bismarck, Brown, Seal Brown, or Dark Brown.

Diamond Dye Turkey Red for Cotton gives this famous and desirable color in all its brilliancy and gorgeousness. Fast to washing, simple to use, pure and of great strength, Diamond Dye Turkey Red for Cotton is a great discovery. One package makes a bright Turkey Red on one pound of cotton or mixed goods.

With each package of this dye is given a dark shading dye, which will make handsome and fashionable shades of crimson, garnet, and dark wine on cotton or mixed goods.

This dye will color over yellow, scarlet, orange, pink and all light shades.

Turkey Red on wool can be made by using Diamond Dye Cardinal Red.

Diamond Dye Cardinal for Cotton is a bright and brilliant color that years of use have proved unequaled. One package makes a fast and handsome cardinal on one pound of cotton or mixed goods.

It will color over yellow, scarlet, orange, pink and all light shades.

To color silk or wool goods cardinal, use Diamond Dye Cardinal Red.

Diamond Dye Blue for Cotton is a fast and beautiful color. Hundreds of thousands of packages of this dye have been used, without a single complaint. One package makes a rich blue on one pound of cotton or mixed goods; or a light blue on two pounds.

It will color over all colors except black, brown, plum, green and reds.

One package of this dye will make a pint of handsome blue ink by dissolving the dye only in a pint of boiling water.

To color silk or wool goods the different shades of blue, use Diamond Dye Light Blue, Navy Blue, Dark Blue, or Indigo Blue.

Diamond Dye Scarlet for Cotton is greatly superior in strength, fastness, and beauty of shade, to any other dyestuff sold for this color. It is fast to washing, never crocks, and is very simple to use. One package makes a full, dark shade of scarlet on one pound of cotton or mixed goods; or a lighter shade on four pounds.

This dye will color over all light colors, as yellow, orange, or pink.

To color silk or wool goods scarlet, use Diamond Dye Scarlet for Wool.

Diamond Dye Yellow for Cotton is the brightest and most brilliant dye known for this color. It is fast to washing. One package gives a full rich yellow on one pound of cotton or mixed goods.

This dye will color over white and light shades of the same color.

To dye silk or wool goods yellow, use Diamond Dye Yellow for Wool.

Diamond Dye Green for Cotton is as much superior to other greens for cotton as a gold dollar is to a penny. It is a beautiful color, and has never yet failed to give satisfaction. One package makes a rich, dark green on one pound of cotton or mixed goods: or a handsome light, or grass green on four pounds.

The shades.

To Olive G

To

Le smooth closely and ap is dry, placed

A s

An of blea 24), an or any

Ba bath ; c

Iv

Sw to rem Diamo darker with a

Cl black, of Bla black peras. French ance, can be applie

This dye will color over blue, yellow, orange, pink, purple, and all yellowish shades.

To color wool or silk the different shades of green, use Diamond Dye Green, Olive Green, or Dark Green for Wool.

To Color Leather, Basket-work, Ivory, Hair, Etc.

Leather.—The leather should first be well washed, and then stretched out on a smooth board, slightly inclined, so that every part of the moist leather will stick closely to it. Use a weak solution of Diamond Dyes, the color wanted, in hot water, and apply with a sponge or brush until you have the right shade. After the leather is dry, stretch out and smooth down in every direction. In a large way the skins are placed back to back and then dipped in the dye bath.

A good imitation of Russia leather is made with Diamond Bismarck.

Another good way to color either leather, paper, or wood, is to dissolve an ounce of bleached shellac in a pint of alcohol: add sufficient of the required dye (see page 24), and apply this to the dry article. Bound books can be well colored in this way, or any article that will not take the color from a water bath.

Basket Work or Wooden Articles of Any Kind.—Dip into the dye-bath; or dilute the dyes with hot water and apply with a brush.

Ivory, Bone, Hair, &c., take the dyes readily from the bath.

Switches or any article made of hair should be washed with soap and water to remove grease, then be dipped in a moderately strong dye, boiling hot, made with Diamond Black Dye. It takes but a moment to make hair two or three shades darker. When dyed, wash in weak soapsuds, rinse, dry by a gentle heat, and dress with a little oil.

To Dye Kid Gloves.

Clean the gloves by placing on the hand, and rubbing briskly with benzine. For black, first brush the gloves with alcohol; when dry, apply with a sponge a solution of Black Diamond Dye; when this is dry, repeat the application. If the color be not black enough to suit, when thoroughly dry, dip them into a weak solution of copers. The gloves should be thoroughly rubbed with a mixture of pure olive oil and French chalk, as they begin to dry, to give them a smooth, soft, and glossy appearance, and then wrapped in flannel and placed under a heavy weight. Fancy shades can be produced by using the Diamond Dye colors in solution; they can be simply applied with a sponge. Thus soiled gloves may be made as good as new.

LIST OF DIAMOND DYES.

AND

WHAT EACH WILL DO.

One package of each of the following Dyes will color from two to six pounds, according to depth of shade, on *Silk, Wool, or Cotton* :

| | |
|-----------------------|----------------|
| Eosine, (Pink) | Purple, |
| Magenta, | Violet, |
| Orange, | Drab. |
| Slate, | |

One package of the following Dyes will color one or two pounds of *Silk, Wool or Cotton* :

| | |
|---------------------|-------------------|
| Plum, | Navy Blue, |
| Olive Green, | Old Gold. |

One package of the following will color two pounds of *Silk or Wool*, but not Cotton :

| | |
|----------------------|-------------------|
| Light Blue, | Fast Pink, |
| Dark Blue, | Bismarck, |
| Scarlet, | Yellow, |
| Cardinal Red. | Garnet. |
| Crimson, | |

One package of the following will color one pound of *Silk or Wool* but not Cotton :

| | |
|-------------------------|---------------------|
| Terra Cotta, | Black, |
| Maroon, | Green, |
| Fast Brown, | Indigo Blue, |
| Fast Seal Brown, | Dark Green, |
| Fast Dark Brown, | Dark Wine. |

One package of the following will color one pound of *Cotton* :

| | |
|-----------------------------|-------------------------------|
| Fast Stocking Black, | Yellow for Cotton, |
| Cardinal for Cotton, | Green for Cotton, |
| Blue for Cotton, | Brown for Cotton, |
| Scarlet for Cotton, | Turkey Red for Cotton. |

They Color:

Dresses,
Cloaks, Coats,
Wrappers, Shawls,
Hoods, Scarfs,
Yarn, Stockings,
Carpet Rags,
Ribbons, Ties.
Feathers, Fringes,
Everlasting Flowers,
Photographs,
Engravings, Maps,
Easter Eggs,
Chickens, Birds,
Mosses, Grasses,
Basket Work,
Wood, Bone, Ivory,
Sheep-skin Mats,
Hair, Leather, &c.

They Make :

Writing Ink,
Marking, Stencil,
Ruling, Stamping,
Shading Inks,
Art Colors,
Wood Stains,
Liquid Bluing,
Colored Varnishes,
Shoe Dressing, &c.

DIAMOND PAINTS

**Gold, Silver, Copper, Bronze,
Artist's Black.**

**For Gilding, Silvering, Bronzing, Coppering, and Ebonizing Fancy
Baskets, Frames, Emblems, Mottoes, Furniture, Household
Ornaments, Statuettes, Repairing Gold Frames,
and all other Gilded Work, etc.**

Diamond Paints are needed in every household. Gas fixtures, lamps, statuettes, furniture, and many other articles can be made to look like new with their aid. None of the fifty cent paints surpass them, either in quality or quantity, and but few are as good. With a ten cent package of one of the Paints and a bottle of Diamond Paint Liquid, even a child can double the worth of many a household ornament.

For ebonizing furniture or any wooden or metallic article, Diamond Artist's Black has no equal. Try it over those scratches which mar your ebony furniture.

Fancy baskets can be painted with any shade desired, or with a combination.

For Lustral Painting, the Diamond Gold, Silver, Copper, and Bronze Paints are the best and cheapest.

Grasses, Grains, Insects, Butterflies, &c., can be gilded with the Paints, and when nicely mounted are exceedingly rich and handsome.

Furniture, Frames, Ornaments, and all objects wherever a little tasteful gilding will improve the appearance, Diamond Paints are very useful.

Old Wicker Chairs can be stained with mahogany stain (see page 24) made from Diamond Dyes, and if some parts of them are gilded with the Diamond Paints it will make them very handsome.

Many other uses will occur to ingenious minds, and for every appropriate use the Diamond Paints will be found to give perfect satisfaction.

When buying any of the Diamond Paints procure at the same time a bottle of the Diamond Paint Liquid, which is prepared especially for Mixing Diamond Paints. It is superior to anything else for that purpose. Each bottle contains enough Liquid to mix two or three packages of the Paints. Diamond Paint Liquid, with a large size camel's hair brush, sells at only ten cents a package.

Put a small quantity of the metallic powder into a saucer or other shallow dish; add as much of the liquid as will render it rather less fluid than common paint, give a slight stirring with the brush, and it will be fit for use. Give a slight stirring motion to the paint each time the brush is dipped in it. Never mix more than is required for the work in hand. Apply with a camel's hair brush.

For very nice ornamental work, and in places where the Diamond Paint Liquid is likely to run, the application of the Gold, Silver, Copper, and Bronze Paints in the following way will give smoother and more lasting lustre. Varnish the article to be gilded (using any good varnish), and let it partially dry so that when touched with the finger it will feel very sticky; then dust on the paint powder with a camel's hair brush or a wad of velvet or plush. When dry, the loose powder can be easily brushed off.

"I am very much pleased with Diamond Paints. The Gold Paint did more and better work than another kind for which I paid \$1.37, while the Artist's Black was very successful on a nice piano which had got rubbed." CLARA M. COBB, Park-hill, N.H.

Ask for the Diamond Paints, and take no other. They surpass all others in quantity and quality. Sold by druggists and merchants everywhere. Only 10 cents.

Coloring Photographs, Engravings, Maps, &c.

The beautiful art of coloring photographs, etc., with Liquid Water Colors, is the latest and most fascinating form of art work, and is the reigning sensation in the large cities. The very best colors can be made from Diamond Dyes at one-tenth the expense of those sold under high sounding names as "Royal Art," &c. Full directions for making the colors and complete instructions so that any person can do good work without taking lessons, sent to any address on receipt of a stamp. A finely colored cabinet photograph as sample, sent for ten cents, and choice selections of first-class cabinet photographs, actresses or children, furnished at 75 cents a dozen.

The Diamond Paints,—Gold, Silver, Copper and Bronze,—can often be used to good advantage in connection with this work.

To prevent the colors from sinking and spreading, which they are liable to do on common paper, the paper should be wet two or three times with a sponge dipped in alum water (two ounces of alum to a pint of water), or with a solution of white size, drying carefully after each coat. For this kind of paper, the colors should be thickened with a little gum water.

Children's books can be decorated in Kate Greenaway style, with beautiful effect.

Maps or sketches can be drawn in black, and the colors can be put on over the drawing, without changing the black. Do not use the colors too strong. School children will be greatly interested in coloring their drawings in this way.

INK, 10 CENTS A QUART.

Writing Ink, Copying Ink, Ruling Ink, Stamping Ink, Stencil Ink, Marking Ink, of any Color and of the Best Quality.

Can be made by simply dissolving a package of Diamond Dyes, of the color wanted, in hot water. They are better than the ink sold in small bottles, and cost less than one-fourth as much. School children, book-keepers, merchants, families, and all writers should use them.

For Black Ink, use the Slate Dye. For Blue Ink, use Blue for Cotton (the dye only). For Scarlet Ink, use the ink package in the Fast Pink. For Purple Ink, use the Purple Dye. For Violet Ink, use the Violet Dye. For Red Ink, use the Magenta Dye. For Green Ink, use the Green Dye.

Writing Ink.—Moisten the dye with a little cold water, then add a pint of boiling water; stir until dissolved, and your ink is ready for use. For Violet and Purple use a quart of water.

Copying Ink.—Use but half the quantity of water, and add two ounces of Rock Candy.

Stamping Ink [for Rubber Stamps]. Dissolve the powder in four ounces of glycerine.

Ruling Ink.—The same as Writing Ink.

Marking Ink.—Dissolve a package in from one-half pint to one quart of water, according to strength needed.

Stencil Ink.—The same as for Marking Ink. To use, put a sponge in a cup and saturate with the ink. Then use a brush.

Shading Ink [for the Automatic Shading Pen].—Dissolve the powder in half a pint of boiling water, and add enough thick mucilage or gum arabic to give the requisite body.

Ink for Copying-Pads and Type Writers.—By the aid of heat dissolve one or two packages of Dye in an ounce of acetic acid, the stronger the better. Violet is usually preferred. This Ink will give an extraordinary number of copies. It is excellent for type-writers that do not use a ribbon.

Colored Crayons.

Colored crayons for school use can easily be made from the cheap white crayons and Diamond Dyes. Use the soft finish crayons. Dissolve a package of Diamond Dyes, the color desired, according to the directions for coloring wool, and pour this dissolved dye, hot, upon the crayons placed in a shallow dish or pan. Let it stand about fifteen minutes. Then pour off the dye to be kept warm about twelve hours. Place the wet crayons where they will be kept warm about twelve hours. Any number of colors may be made in the same way by using the colors recommended for inks.

Special Notice.

Some of the Diamond Dyes are not adapted for coloring grasses, crystalized and everlasting flowers, eggs, straw hats, varnishes, crayons, etc., etc.

For these uses, pink is made with the scarlet ink powder in the package of Fast Pink, green with Green or Green for Cotton (the dye only), magenta with Magenta, purple with Purple, violet with Violet, yellow with Yellow, blue with Blue for Cotton (the dye only), red with Scarlet Diamond Dyes. Shoe dressing made according to the receipt on page 25, gives an excellent black for coloring straw hats, leather, wicker work, etc.

Mahogany Varnish for Wicker Work, &c.

Wicker chairs in mahogany color are very popular now, and many chairs that have become yellow and dark by age can be made as good as new, and in the best of style.

This Varnish, which by one application will give a handsome effect on any article of wicker or wood work, may be made as follows:

Dissolve one-half package of Orange, one-fourth package of Magenta, and one-sixth package each of Blue for Cotton (the dye only), and Yellow for Cotton (the dye only) in a little alcohol, and add to one pint of good shellac varnish. Apply with a soft bristle or camel's hair brush.

Staining Wood.

Beautiful Wood Stains can be made from Diamond Dyes either for any of the bright colors wanted, or by properly combining different colors to imitate any of the costly woods. Wood that has been painted, varnished or oiled, cannot be stained, but nearly the same effect can be obtained from the colored varnishes described on page 25. Stains are best applied with a brush, but a sponge or cloth can be used if more convenient. As these stains may be used either hot or cold, a larger quantity than is needed for immediate use can be made at one time, and what remains be saved in bottles.

After the first coat has dried, if the shade is not dark enough, go over the stained surface again. After this has thoroughly dried, cover with a coat of shellac or common varnish. If an extra finish is desired, after the varnish is dry, rub it down with sandpaper or pumice stone, and then apply a coat of hard oil finish. The following combinations are recommended, but may be varied somewhat according to the kind of wood the Stain is to be used on.

Cherry Stain.—Dissolve one package Terra Cotta Dye in a quart of water. If a dark stain is wanted, use out a pint of water.

Mahogany Stain.—Use one package of Orange, one of Cardinal, and one half of Blue for Cotton (dye only), dissolved in one quart of water.

Black Walnut Stain.—Use one package of Cardinal, one of Slate, and one of Blue for Cotton (dye only), dissolved in three pints of water.

To Ebonize Wood.

Take one package of Black Dye and dissolve the yellow powder and the Dye separately,—the powder in one pint of hot water and the Dye in one quart. The Dye should be kept at a boiling heat for half an hour. The wood should be gone over first with the hot solution of the powder; after ten minutes make a second application; when dry, apply one or two coats of the hot dye. If not sufficiently black repeat the process. For small articles, the Diamond Artist's Black is to be preferred.

Colored Lacquer or Transparent Paint.

Beautiful colored Lacquers or Varnishes can be made from the Diamond Dyes by simply dissolving a very small amount of the color wanted in a little alcohol and then adding to white shellac varnish. In this way a handsome colored coating, perfectly transparent, can be put on any object wanted, whether of metal, glass, wood, or stone. (See page 24). For a black varnish use the shoe dressing for which a receipt is given below.

As these varnishes are transparent, the original color upon the wood or other article upon which they are used, will show through. An even color is obtained on tin articles by standing them on edge, to drain, after they have been varnished.

Kalsomining.

Kalsomine can be beautifully tinted with the Diamond Dyes, and at a trifling expense. One package tints ten to fifteen pounds handsome shades for walls. The favorite colors are Yellow, Orange, Cardinal, Slate, Magenta, Crimson, Bismarck, Violet, Green, Blue for Cotton. The best Blue shades can be made by mixing the Green and Blue for Cotton.

To make good Kalsomine, dissolve one-fourth pound good glue to each ten pounds of whiting. Mix with sufficient water to give the right consistency. To tint it, dissolve a package of dye in a quart of water, and add as much as is necessary to give the color desired.

For Fresco Paints a package of Dye should be used with from one to three pounds of Kalsomine.

Ladies' Shoe Dressing.

A Liquid Dressing for ladies' shoes, superior to any sold in bottles, can be easily and cheaply made as follows. By the aid of heat, dissolve two ounces of borax, and four ounces of gum shellac in a quart of hot water. Some time is necessary for this. If the gum does not wholly dissolve, strain.

Moisten two packages of Diamond Slate Dye with a little water, dissolve in the liquid, while hot, and then add one-half ounce of glycerine, and mix well together. Apply to shoes with a swab of sponge or cloth. Made in this way, shoe dressing does not cost more than one-fourth its cost in bottles, and it can be depended on as the very best. Black kid gloves when worn, can be dressed over with this blacking and made nearly equal to new in appearance. This shoe dressing also gives an excellent black upon straw hats, wicker work, etc.

To Revive Faded Carpets.

After a carpet has been thoroughly cleaned, the original color may be brightened and renewed with Diamond Dyes. Thoroughly dissolve a package of dye, the color wanted, in a pint of boiling water, and strain into a glass jar. Brush this over the proper color or colors in the carpet, using large, flat, bristle brushes, not too stiff. Go over it again after the first application has perfectly dried.

Making Pretty Rugs.

"In reading last month's *Ladies' Journal* I noticed a lady wrote to know where to get good dyes. I would like to tell her that I have been using your Diamond Dyes for over five years, every color giving perfect satisfaction.

I wish she could see my pretty rugs that I made out of old clothes dyed with the Diamond Dyes. It does not matter how old or how faded they are if they are clean. For one rug that was stamped, I used pale green for groundwork, a bunch of flowers in the centre, scroll work of red and yellow, also the border of red and yellow. Another had an all green centre with a red and yellow border. Another was shrimp pink with a black border.

I use the hook and burlap in making them. Neither lady nor gentleman call on me without admiring my rugs, and when I tell them that they are all dyed rugs they want to know what kind of rugs they are made of. I tell them all kinds of underclothes: shirts, night dresses, skirts, jackets, stockings. Flour sacks take a pretty yellow.

For faded stockings I put the Dyes in bottles and use like bluing. Ribbons you would not know from new.

Diamond Dyes recommend themselves, but there are many who do not know what to do with them, so you can use this as you please. J. AITKEN, 2643 Mission Street, San Francisco, Cal.

To Color Sheepskin Mats.

Stretch tightly upon a flat board, skin side next the board, and tack it down firmly. It can then be turned upside down, and by proper appliances lowered just far enough into the bath so the skin will not touch the dye. Let stay fifteen minutes, and if not dark enough, dip again. Or two persons can stand opposite each other, each holding two corners, and dip the wool side into the dye bath, moving gently until all parts are colored alike.

To Color Holland Curtains.

Common Holland curtains can be colored to look like new by painting each side of the curtain, while it is stretched smooth, with a size made in the following nanner. Dissolve one ounce of white glue in a quart of water, and to this add enough dissolved Diamond Dye, the color wanted, to give the shade desired. This should be tested on another piece of goods, and let dry, before coloring the curtains.

The
through
colors
a pack
for som
little d
of wat
eggs m
The
eggs, a
Dyes c
contain
are sol

Ought
address
and gi

On
is at p
especi
upon

Th
neede

D
tissue
for us
dealer

Of wo
Wells
sold b
Ask y
Diam
forwa
Mont

Easter Eggs.

The practice of having these beautiful tokens on Easter morning has spread through all Christian lands. From Diamond Dyes, see page 24, the most beautiful colors can be obtained, and at a trifling expense, as it takes but the small portion of a package of dye to color a dozen eggs, and the balance of the package can be used for some other purpose. Boil fresh, clean, white eggs at least ten minutes. Add a little dissolved dye, any color wanted, and a teaspoonful of strong vinegar to a pint of water, then put in the eggs and let them remain until of the desired shade. The eggs may be eaten with safety after being colored.

The Diamond Easter Dyes are prepared expressly for the purpose of coloring eggs, and four colors are put in one package and sold for ten cents. No. 1 Easter Dyes contains four light colors, yellow, pink, blue, green; and No. 2 Easter Dyes contain four dark colors, red, violet, orange and dark green. Diamond Easter Dyes are sold by most druggists.

School Teachers

Ought to send for our pamphlet, "Hints to Teachers," which will be sent to any address upon receipt of a two cent stamp. It is written by Mr. Edward F. Bigelow, and gives much valuable information in regard to school work.

Etching and Painting upon Wash Fabrics.

Outlining or etching upon tidies, napkins, aprons, shams, and other wash fabrics, is at present one of the most popular branches of fancy work. Diamond Dyes are especially adapted to this work. Full and explicit directions sent to any address upon receipt of stamp.

Tapestry Painting.

This is now the fashionable decorative art. Diamond Dyes furnish all the colors needed, work as well, and are much cheaper than the colors usually sold for this work.

For Microscopists.

Diamond Dye Magenta is a most valuable stain for either vegetable or animal tissues. Keep a one per cent. alcoholic solution on hand, and dilute it as required for use. Diamond Dyes answer every purpose of the more expensive stains put up by dealers in microscopical goods and sold at fabulous prices.

Beware

Of worthless imitations of Diamond Dyes. Diamond Dyes, Diamond Paints, and Wells, Richardson & Co.'s Laundry Bluing are original and only reliable. They are sold by all druggists and merchants, or mailed upon receipt of price, 10 cents each. Ask your dealer to show you his sample book of beautiful shaded colors made from Diamond Dyes. If he has none, please ask him to write to us for one, which we will forward to him free of all expense to him. WELLS, RICHARDSON & Co., Proprietors, Montreal, Que.

EXTRACTS OF LETTERS

RECEIVED FROM LADIES WHO HAVE USED DIAMOND DYES.

I have used your Diamond Dyes for years, and find them perfect. They are just the thing for coloring faded and soiled articles. Wishing you every success.

MRS. W. R. AUSTIN, New Westminster, B.C.

Could do nothing at Coloring without Diamond Dyes.

I am a Weaver by trade, making yarn and rag carpets, have been using Diamond Dyes for years, and could do nothing at coloring without them.

J. J. LAKE, Trenton, Ont.

I do not know how we got along before Diamond Dyes were invented.

I have been using Diamond Dyes for number of years, and have always found them as represented, and far better than any other dyes I have ever used. I do not know how we got along before they were invented.

MRS. JOHN E. NICKERSON, Forbes Point, N.S.

Cannot say too much in favor of Diamond Dyes.

I find your Diamond Dyes the very best, and I think there is no other dye that can equal them, and I cannot say too much in their favor.

MRS. GEO. HARTLEY, Ironside, P.Q.

Prefer them to all Others.

I use a large quantity of your Diamond Dyes every year, and prefer them to all others.

MRS. KITCHEN, Ioverington, Ont.

Does not Stain my Hands.

I have used your valuable Diamond Dyes with good results. I have always hated the thought of dyeing on account of coloring my hands, but I find no trouble with Diamond Dyes in this respect, and the colors they produce are most beautiful, could not think of using any other dye.

MISS H. DORWEN, Arnprior, Ont.

Too much Praise cannot be given to Diamond Dyes.

While using your most valuable Diamond Dyes I found a small envelope from you wishing to know the names of several mothers who used the dyes and the names of their babies. I could send more than I could find room to write on this sheet of paper, and who would not be without the dyes on any account, if they cost double the price. I have dyed one green velvet and two garnet suits for my little boys, and they are beautiful. Too much praise cannot be given to Diamond Dyes, we can always have something new without buying new clothes.

MRS. JAS. McCLAY, 256 Berkley St., Toronto, Ont.

I have always found your Goods as Represented.

I have used your Diamond Dyes and other reparations, and have always found them as good as advertised.

MRS. G. L. ADAMORE, 32 St. George St., Halifax, N.S.

Never known to Fade.

I have pleasure in telling you that I have received a Diamond Dye sample card and was very well pleased. I have long been a lover of your excellent Diamond Dyes and have never known one to fade.

MRS. J. L. MURPHY, Scotchville, New Port, N.S.

I Cheerfully Recommend Diamond Dyes to my Friends

I have used your Diamond Dyes and cheerfully recommend them to my friends, they are so simple and yet give such good results.

MRS. THOS. HATCHER, Comber, Ont.

Have used Diamond Dyes for Six Years.

I have used Diamond Dyes for six years, and do not know how I would get along without them, the colors are beautiful.

MRS. W. H. LEE, New Mexico, P.Q.

Black Diamond Dye.

I have been using Black Diamond Dye and can speak highly of it.

MRS. E. H. PRAREN, Caledon East, Ont.

Cheapest and Best.

I have used quantities of your Diamond Dyes and find them the cheapest and best.

MRS. DANIEL DURST, Sebringville, Ont.

I will not use any Other.

On opening a package of your Diamond Dye I noticed your offer to send a cook book free to any address, please send me a cook book. Diamond Dyes always give good satisfaction, and I will not use any other.

MRS. JOSEPH OBRAY, Maryland, P.Q.

Will stand Washing.

I have used your Diamond Dyes for six years, and found them all to be splendid colors, and furthermore would say that washing improves them.

MRS. IDA BELL, Kirkfield, Ont

A new Dress for Ten Cents.

I have been using your Diamond Dyes for the last two years with entire satisfaction. I have been so well pleased with the colors I was able to make with Diamond Dyes that I have recommended them all over the settlement, which all my neighbors appreciate very much. In my native country I used to pay 3s. 6d. for coloring a dress to-day I have colored a dress for ten cents as nice and as beautiful as new.

MRS. M. McCORMICK, Minnedosa, Man.

Three Pictures from a Woman's Life.

The Misery and Sufferings that Womanhood Brought, and How They Were Overcome—An Object Lesson that Teaches Vital Truths in a Plain and Pleasing Way.



Happy, care-free, healthy girlhood—life is all one joyous playday, knowing little and caring less of what to-morrow may bring forth. How many women look regretfully back upon their childhood days, when worry and weariness were unknown!

* * * *

Years have passed over our little girl's head, and she is a woman, with all the cares and duties of a



true woman. Like thousands of others, she finds that her head often aches, she cannot sleep well, appetite is gone, her complexion is growing sallow, and there are pains in her back. Not yet thirty years of age, she feels "old," and gets tired so easily. Nervous prostration, with its days and nights of suffering, causes her to ask despondently, "Is life worth the living?" Let us see.

* * * *



But a few months ago this lady was weak and suffering, now she is strong and happy. This marvellous change, which has come to thousands of women, was brought about by the use of Paine's Celery Compound, a pure and scientific medicine. It gave this lady good health, sound sleep, a fresh complexion, and freedom from headaches, back-aches, and the suffering of mind and body, caused by weak nerves. That it will do the same for you, when weak and sick, is amply proved by the hundreds of grateful letters we have received from ladies whom the Compound has restored to strength, happiness and the full enjoyment of perfect health.

Paine's Celery Compound is without an equal as a Household Remedy. It positively and permanently cures Sleeplessness, Nervous Debility, Dyspepsia, Neuralgia, Headache, Rheumatism, and all Nervous Diseases. \$1 per bottle. Six for \$5. Send for free book, filled with testimonials. Wells, Richardson & Co., Proprietors, Montreal, Que.

CROSS BABY.

During the spring and summer of last year I was taking music lessons of Madame B.... who was spending the season in our village, as I walked down Broad street on my way to her boarding place every morning, I generally passed a lady with a little baby of about six or eight weeks of age in her arms. The poor baby was nearly always fretting and crying in a most unpleasant way.

"That is therossest baby I have ever seen" was my mental ejaculation one morning as the poor baby's pitiful wail reached my ears some time before mother and child were in sight.

Later in the summer the family moved into the house next to ours we soon found that the baby had not improved at all, if anything she was worse, for there was hardly an hour during the day or night but what we could hear that distressing cry whenever we were in the part of our house next theirs. The baby was sadly pale and thin while the mother looked as though she was all worn out. They had been in the house three or four weeks when we noticed that the baby had ceased fretting, had become extremely sweet and amiable, and was growing fat and rosy, it was seldom that we heard her cry, then it was a strong vigorous cry, very different from the fretful cry to which we had become accustomed. We soon noticed a change in the mother also, she was fast losing her worried, anxious expression, and was gaining in its place a happy and contented appearance.

Soon after this I became acquainted with the family and ventured one day, to ask what had wrought such a sudden change in them.

"It was the Lactated Food," Mrs. North said. "I was not able to nurse the baby on account of a slight fever that I had just after she was born, so was bringing her up on milk, it never agreed with her; but I did not think of trying anything else. A few weeks ago my physician advised me to try the Lactated Food, and there was a great change as soon as I commenced giving it to her. The Food agreed with her nicely and she grew pleasant at once, of course, when she is good I cant help feeling better than I did when she was so cross. I wish I could tell the mothers of all the cross babies about the Lactated Food, they ought to try it and see if their babies wont become pleasant.

BABIES' BLESSING.

How Poor, Weak, Peevish Babies become Plump, Healthy, and Happy. This Blessing within the Reach of Every Mother.



To the thousands of sad and weary mothers whose babies seem beyond all earthly aid, let this bring glad tidings of hope. Other mothers were once as worn-out and full of grief as you, for their babies were sick and near to death's door. Now, the babies are robust and healthy, and the mothers' hearts are full of grateful joy.

Every baby who does not sleep well, who has constipation or diarrhoea, who is teething, who has colic, or who is fretful, cross, and peevish, is in great danger. The mother, who is responsible for her baby's life and happiness, should know that these little ills, if not corrected, will lead to serious sickness and death.

In ninety-nine cases out of one hundred, the baby's poor sleep, fretfulness, colic, constipation, and cholera infantum, are the direct result of improper food. Cow's milk, impure foods, and even the breast milk bring death to many a little sufferer, and sadness to thousands of homes.



Mothers, profit by the joyful experience of thousands of parents, in all parts of America. They feed their babies with Lactated Food, and the result is shown in the happy, healthy faces reproduced upon this page. Once these babies were sick and suffering; now, thanks to Lactated Food, they sleep well, cut teeth easily, are plump and pretty, their bones are strong and flesh firm, and they are perfectly healthy and happy.



This pure, scientific food makes sick and peevish babies well and happy, and so thoroughly nourishes the little ones living upon it that they rarely have a sick day. It is not a medicine, but a food which makes medicine needless. Twenty thousand physicians prescribe it, and it is endorsed by all users. "150 meals for \$1.00 is true of Lactated Food alone. Send for free portraits of beautiful babies, whose lives were saved by this unequalled Food: 4 sizes 25 cts., 50 cts., \$1.00, hospital size (six pounds), \$2.50. WELLS, RICHARDSON & Co., Montreal, Que.

Adults will find Lactated Food an unequalled strength and health giving diet in Dyspepsia, Gastritis, Constipation, Dysentery, Diarrhoea, Sick Headache, Fevers, and all Wasting Diseases. Send for free book upon diet, containing letters from prominent physicians.

FOR CHILDREN AND INVALIDS.

LACTATED

Best
for
Invalids

Cures
Dyspepsia

Nourishes
the
Aged

Increases
Flow of
Milk

A
Perfect
Food



150
Meals for
\$1.00

Babies
Cry for it

Makes
Teething
Easy

Gives
Natural
Sleep

Cures
Cholera
Infantum

FOOD

THE PHYSICIAN'S FAVORITE.

IT'S EASY TO DYE WITH Diamond Dyes



Central Drug Store,

St. Paul Street, corner of Queen,

ST. CATHARINES, Ont.

