Monetary Times

Trade Review and Insurance Chronicle of Canada

VOLUME 64
NO. 2

TORONTO, JANUARY 9, 1920

ESTABLISHED
1867

LONDON & SCOTTISH ASSURANCE CORPORATION LIMITED
OF LONDON, ENGLAND

Formerly: **LONDON & LANCASHIRE LIFE & GENERAL ASSURANCE ASSOCIATION, LIMITED**

ESTABLISHED IN CANADA 1863

Directors for Canada:

A. J. DAWES, Esq.
Director The Merchants Bank of Canada
Director The Bell Telephone Co.

E. F. PRATT, Esq.
General Manager The Molsons Bank

H. B. MACKENZIE, Esq.
Assistant General Manager and Superintendent Bank of B.N.A. Branches of The Bank of Montreal

D. C. MACAROW, Esq.
General Manager The Merchants Bank of Canada

ALL CLASSES OF LIFE ASSURANCE TRANSACTED

SCOTTISH METROPOLITAN ASSURANCE COMPANY LIMITED

Owned and operated by the London & Scottish Assurance Corporation Limited

INSURANCE AGAINST FIRE
ACCIDENT AND SICKNESS
Most Liberal and up-to-date Policies
GUARANTEE BONDS
ELEVATOR AND GENERAL LIABILITY

AUTOMOBILE LIABILITY AND FIRE
Individual or Combined Policies
EMPLOYERS LIABILITY
PUBLIC AND TEAMS LIABILITY

HEAD OFFICES FOR CANADA, LONDON & SCOTTISH BUILDING, 164 ST. JAMES STREET, MONTREAL

TOTAL FUNDS AND ASSETS EXCEED $25,500,000

Fire Manager, C. E. CORBOLD Casualty Manager, J. UPTON FLETCHER Secretary & Actuary, W. H. R. EMMERSON

Manager for Canada, ALEXANDER BISSETT

SOUND INVESTMENT PRACTICE

The largest purchasers of Canadian Investment Securities—Insurance Companies, Fraternal Societies, Estates, etc.—have their holdings revalued at each "new year." For the small, no less than for the large investor, it is sound investment practice to be constantly informed of current market values.

As part of our "Investment Service" valuations of Canadian Government, Municipal and Corporation Bonds are made without obligation to those desiring such service.

Consult us Personally or by Mail.

DOMINION SECURITIES CORPORATION LIMITED.

Head Office, TORONTO, 26 King St. East

MONTREAL Established 1901 LONDON, ENG.

ANNUAL STATISTICAL, REVIEW AND OUTLOOK NUMBER

SPONSORSHIP

THE sponsorship of a conservative banking house of large experience is the first essential in selecting bonds for investment.

For thirty-seven years this organization has devoted its energies to the purchase and sale of conservative investment bonds. It has limited its recommendations to securities which have successfully passed the thorough examination of engineering, accounting and business experts, and it has always considered as its primary duty the protection of the interests of its clients by a comprehensive and definite system of safeguards from the day the investment is made until the final payment of interest and maturing principal.

The experience, facilities and statistics gathered during this long period of successful operation are at your disposal. Your problems, whether large or small, will receive our confidential and careful consideration.

Harris, Forbes & Company

Incorporated

Toronto — Montreal

Harris, Forbes & Co.
New York

Harris, Forbes & Co., Inc.
Boston

Harris Trust and Savings Bank
Chicago

Harris, Forbes & Co.
London, England

General Index to Subjects, The Monetary Times, January 9, 1920

FEATURE SECTION

	PAGE
Books of the Year, Review of Canadian	29
Canada and the World's Money Markets	10
Canadian Books of the Year, Review of	29
Economic Policy, Growth of National	23
Employment Service, Problems of the	18
Immigration Showing Rapid Increase	25
National Economic Policy, Growth of	23
Parliament, Two Important Sessions of	27
Premiers Write of the Outlook, Canada's	13
Research Council, Work of, for 1919	21
Retrospect and Prospect	7
War Time Prosperity Maintained	17
World Financial Conditions, Statistics of	30
World's Money Markets, Canada and the	10

BANKING

Amalgamations, Canadian Bank, to Date	62
Bank Branches, Where They Are Situated	80
Bank Clearings	38-39
Bank Figures Compared, Twelve Months'	64
Bank Legal Decisions of 1919	76
Banks' Services in Public Finance	40
Branches Opened Last Year, Many	52
Canada's Opportunity in the Orient	36
Canadian Banking in 1919, Review of	33
Canadian Banks, Capital and Reserves of	50
Canadian Banks' Relations With England	58
Canadian Trade on Exchange, Effect of	46
Capital and Reserves of Canadian Banks	50
Capital Subscriptions in United Kingdom	37
Clearings, Bank	38-39
Coinage in 1918 and 1919	68
Currency Requirements in War Time, Meeting	66
Decisions of 1919, Bank Legal	76
Deposits and Loans, Course of Bank	58
Dividends of Canada's Banks, Net Profits and	68
Dominion Note Circulation, Bank and	60
England, Canadian Banks' Relations With	58
Exchange, Effect of Canada Trade on	46
Exchange Quotations, 1914-1919, Record of International	56
Exchange Situation, The International	70
Exchanges, Downward Tendency in	54
Foreign Exchanges, Downward Tendency in	54
International Exchange Quotations, 1914 to 1919, Record of	56
International Exchange Situation, The	70
Legal Decisions of 1919, Bank	76
Note Circulation, Bank and Dominion	60
Orient, Canada's Opportunity in the	36
Profits and Dividends of Canada's Banks, Net	68
Public Finance, Banks' Services in	40
Relations of Canadian Banks	44
Review of Canadian Banking in 1919	33
Silver Price Has Advanced Rapidly	35
Trust Companies' Figures	45
Trust Company Progress in 1919	43
United Kingdom, Capital Subscriptions in	37

INVESTMENT

Alberta Investors Educated to Bonds	118
Bond Issues Reach Record	85
Bond Market in 1919, Canadian	156
Bond Market in Middle West, Growing	160
Britain, Commercial Relations With	106
Canada's Domestic War Loans	85
Canadian Bond Market in 1919	156
Cobalt Ore Shipments	93
Commercial Balance Sheet, Canada's, Exports	112
Commercial Balance Sheet, Canada's, Imports	110
Commercial Failures	95
Commercial Relations With Great Britain	106
Companies Formed in 1919, Large	107
Dominion Debt Has Grown Rapidly	96
Electric Railways of Canada	170
Financing Public and Private Requirements	91
Government Banking Institutions	106
Investments, Legal Decisions Affecting	164
Legal Decisions Affecting Investments	164
Loan Companies' Figures	154
Loan Companies Position Maintained	107
Local Issues, Maritime Investors Favor	116
Manitoba, War Bonds Favored in	162
Maritime Investors Favor Local Issues	116
Merchant Fleet in 1919, Canada's State	114
Middle West, Growing Bond Market in	160
Mining Possibilities, Increased Recognition of	146
Mortgage Loan Field, Recent Conditions in	150
Power Developments in Canada	94
Railroad Earnings	95
Railway Developments During 1919, Canadian	102
Recent Tendencies in Investments	83
State Merchant Fleet in 1919	114
Steam Railways of Canada	166
Stock Exchange, Montreal	121
Stocks, Moderate Activity in Listed	142
Thrift, Wanted—A National Campaign For	162
United States, Closer Bonds With	139
Unlisted Securities Market, Review of	184
War Bonds Favored in Manitoba	162

INSURANCE

Accident and Sickness Field, Progress in the	206
Accident and Sickness Insurance, Personal	204
Alberta Hail Insurance Conditions, Amendments to	210
Alberta Municipal Hail Insurance	212
Automobile Insurance, Great Expansion in	188
British Columbia Changes in 1919	218
Burglary Insurance in Canada	176
Burglary Insurance, New Developments in	198
Compensation Boards, Provincial Workmen's	194
Dominion Insurance Changes in 1919	214
Fatal Industrial Accidents in 1919	202
Fidelity and Surety Business, Growth of	192
Fire Insurance Decisions in 1919, Leading	226
Fire Insurance Transacted in Canada	210
Fire Losses Still High, Canadian	175
Fire Prevention, Progress in Organized	190
Fire Prevention Work, Success of	200
Forest Fires in the West	178
Group Life Business Makes Good Progress	186
Hail Insurance Conditions, Alberta Amends	210
Hail Insurance Premiums and Losses	176
Industrial Accidents in 1919, Fatal	202
Inland Transit Insurance, Greater Demand For	202
Insurance Act, Manitoba Amendment to	208
Insurance Changes in 1919, Dominion	214
Insurance Decisions in 1919, Miscellaneous	224
Life Business Makes Good Progress, Group	186
Life Insurance Business, Remarkable Volume of	173
Life Insurance Companies' War Loan Subscriptions	182
Life Insurance Decisions of 1919, Leading	222
Life Insurance Transacted in Canada	206
Life Underwriters' Association is Growing	206
Livestock Insurance, Prospects for More	204
Manitoba Amendment to Insurance Act	208
Municipal Hail Insurance, Alberta	212
Nova Scotia Regulations More Strict	216
Plate Glass Is An Unprofitable Line	196
Prevention, Progress in Organized Fire	190
Saskatchewan Insurance Changes	212
Surety Business, Growth of Fidelity and	192
Transportation Insurance, Greater Demand for	202
War Loan Subscriptions, Life Companies'	182
Workmen's Compensation Boards, Provincial	194

INDUSTRIAL

Acreages Increased But Yield is Less	250
Canadian Trade in War and Peace	239
Conservation in Post War Year	233
Industry, Recent Progress in Canadian	235
Iron and Steel, Uncertain Outlook in	238
Manufactures in First Peace Year	231
Manufacturing, Ontario and Quebec Lead in	252
Maritime Provinces, Industrial Progress in the	268
Ontario and Quebec Lead in Manufacturing	252
Packing Industry, Development of the	236
Progress in Maritime Provinces, Industrial	268
Pulp and Paper Trade Growing	184
Railway Board Has Busy Year	180
Railways Will Act in Unison, Canadian	248
Saskatchewan Seed Acreage Levy	177
Seed Acreage Levy, Saskatchewan	177
Survey of the West, Industrial	264
Trade in War and Peace, Canadian	239
West, Industrial Survey of the	264
Wheat Situation, 1919, Review of	244

Who's Who in The Monetary Times

ALGER, W. ROSS, Edmonton.—Of W. Ross Alger & Co., dealers in government and municipal bonds. Formerly manager debenture branch, Department of Education, province of Alberta, previous to which he was manager for the Canadian Bank of Commerce of one of their western branches. (Page 118.)

ANDERSON J. A.—A member of the firm of Edward Brown and Co., Winnipeg, and a bond dealer who is thoroughly familiar with investment conditions in the province. (Page 162.)

APPLETON, JOHN.—Secretary-treasurer of Dominion Mortgage and Investment Association, Toronto, since 1916. Born in Yorkshire, England, 1867, and was in journalism in England until 1890, when he came to Canada. For ten years he was financial editor of the Manitoba Free Press. (Page 150.)

AUSTEN, G. W., Toronto.—In his capacity as editorial writer on the Toronto "Mail and Empire," Mr. Austen has kept in close touch with several questions of current interest. He writes on government shipbuilding activities. (Page 114.)

BARKER, A. B., Toronto.—A public accountant and manager of the Toronto Bank Clearing House. Was formerly in the Canadian banking service. Author of a "Manual on Security Forms." Mr. Barker is also engaged in the educational work carried on by the Canadian Bankers' Association. (Page 33.)

BURGESS, C. H., Toronto.—Of C. H. Burgess and Company, bond house; has contributed interesting bond price comparisons in recent annual numbers of "The Monetary Times." (Page 156.)

CAMBIE, CHAS., London, Eng.—Manager, Canadian Bank of Commerce, London, Eng.; entered service of that bank in 1887; assistant manager in Toronto for two years; appointed manager at Ottawa in 1911, and at London, England, in 1915. (Page 106.)

CARMAN, ERNEST S.—Superintendent, Live Stock Branch, Yorkshire Insurance Co., Ltd., Montreal. Thoroughly familiar with live stock insurance, he describes the outlook for this line. (Page 204.)

CATES, W. G., Ottawa.—A newspaperman of long experience, Mr. Cates has recently been connected with the Department of Public Information. He has, therefore, access to many valuable sources of information. (Page 239.)

CLARK, W. C., Kingston.—Lecturer in political economy, Queen's University, Kingston, Ont. Several of Mr. Clark's recent discussions of current business and financial problems have attracted much attention. He writes on international exchange, one of the critical problems of the past year. (Page 70.)

COWAN, JOHN, Toronto.—Publicity and Service officer, Toronto General Trusts Corp., Toronto. Previous to taking over his duties with the corporation, Mr. Cowan was for some years with the National Trust Co. He had legal and administrative experience in Scotland before coming to Canada. (Page 43.)

DENIS, L. G., Ottawa.—Hydro-electric engineer, Commission of Conservation. In his official capacity Mr. Denis is in close touch with power development throughout Canada. (Page 94.)

EDMONDS, W. L., Toronto.—A prominent writer for over 25 years on financial and commercial subjects; born in England in 1859, Mr. Edmonds came to Canada in 1873; now a free-lance journalist and correspondent for a number of British and American papers. (Page 231.)

FEARNLEY, W., Toronto.—Superintendent of claims department, Dominion of Canada Guarantee and Accident Insurance Co. (Page 204.)

FORD, A. R., Ottawa.—A parliamentary correspondent of high standing and a regular contributor to "The Monetary Times." (Page 27.)

GRAHAM, J. H. CASTLE, Toronto.—Born Florence, Ontario, 1892; graduated in Arts, McMaster University, in 1915, specializing in political economy. Appointed in 1915 to position of corresponding secretary of the Life Underwriters' Association of Canada; in 1917 received the appointment of general secretary and treasurer. (Page 206.)

HAYWARD, M. L., Hartland, N.B.—Born in Carleton County, 1877; graduated B.C.L. at King's, Windsor, N.S., in 1905; admitted as an attorney of the New Brunswick Supreme Court in 1905, and called to the bar in 1906; has practised at Hartland ever since. (Page 76.)

HEATON, E. P., Toronto.—Fire Marshal for the province of Ontario. Chairman of committee of various interests which succeeded in securing the enactment of the Fire Marshal Bill by the Ontario Legislature. Mr. Heaton is a frequent contributor to the insurance press, particularly on the subject of fire prevention. (Page 200.)

HINSDALE, F. W., Victoria, B.C.—Secretary, British Columbia Workmen's Compensation Board. Mr. Hinsdale took an important part in the establishment of Workmen's Compensation Boards in Ontario and other provinces, and is in close touch with developments in this field. (Page 194.)

(Continued on page 9)

CANADIAN GOVERNMENT AND MUNICIPAL SECURITIES

AFFORD INVESTMENT OPPORTUNITY WITH SATISFYING SECURITY AND YIELD.

WE OFFER OUR FACILITIES TO ASSIST YOU IN BUYING, SELLING, OR INVESTIGATING THE WORTH OF, ANY SECURITY.

OUR HOLDINGS ARE SUCH AS TO COMMEND THEM TO THE INDIVIDUAL OR INSTITUTIONAL BUYER AND YOUR INQUIRIES WILL HAVE OUR VERY BEST ATTENTION.

CANADA BOND CORPORATION LIMITED

CANADA TRUST BUILDING
14 KING ST. EAST
TORONTO, CANADA

NOTE OUR NEW ADDRESS

Index to Advertisements

PAGE

Alberta (Financial Statement) 153
Alberta (Province of) 251
Alexander Hamilton Institute, New York.. 243
Alger and Company, W. Ross, Edmonton.. 117
American Bank Note Company, Ottawa.... 65
Ames and Company, A. E., Toronto..... 6
Anderson, Robinson and Company, Toronto. 105
Atlas Assurance Company, Montreal 217

Bankers Bond Company, Toronto.....106A-106B
Bank of Hamilton, Hamilton 63
Bank of Montreal, Montreal 32
Bank of New Zealand, Wellington, New Zealand 67
Bank of Nova Scotia, Toronto 53
Beaver Fire Insurance Company, Winnipeg. 205
Biggs and Company, J. C., Edmonton..... 149
Bond and Debenture Corporation of Canada, Ltd., Winnipeg 165
Brandon (City of) 259
British America Assurance Company, Toronto 225
British Colonial Fire Insurance Company, Montreal 199
British Columbia Electric Railway Company, Vancouver 265
British Columbia (Province of) 101
British Columbia Land and Investment Agency, Limited, Victoria 151
British Columbia Permanent Loan Company, Vancouver 119
British Northwestern Fire Insurance Company, Winnipeg 197
British Traders' Insurance Company, Limited, Toronto 195
Brook and Allison, Regina 165
Browne and Company, W. Graham, Montreal 82
Bull, C. E., and Company, Hamilton..... 157
Burgess and Company, C. H., Toronto 115

Canada Accident and Fire Assurance Company, Montreal 223
Canada Bond Corporation, Limited, Toronto 4
Canada Industrial Bond Corporation, Montreal 159
Canada Life Assurance Company, Toronto. 179
Canada National Fire Insurance Company, Winnipeg 211
Canada Security Assurance Company, Calgary 201
Canada Standard Loan Company, Winnipeg. 155
Canadian Appraisal Company, Montreal.... 161
Canadian Bank of Commerce, Toronto..... 47
Canadian Bond and Mortgage Corporation, Winnipeg 165
Canadian Financiers Trust Company, Vancouver 77
Canadian Guaranty Trust Company, Brandon 69
Canadian Pacific Railway 247
Capital Trust Corporation, Ottawa 73
Clapp and Company, C. R., Toronto 111
Clarke, A. G., and Company, Limited, Calgary 167
Colonial Trust Company, Victoria 79
Commercial Life Assurance Company, Edmonton 185
Commercial Union Assurance Company, Limited, Montreal 223
Confederation Life Association, Toronto 185
Consumers' Gas Company, Toronto 267
Continental Fire Insurance Company, Winnipeg 197
Continental Life Insurance Company, Toronto 191
Crown Trust Company, Montreal 71

Daly and Company, R. A., Toronto 111
Dominion Appraisal Company, Limited, Toronto 147
Dominion Bank, Toronto 51
Dominion Life Assurance Company, Waterloo, Ont. 215
Dominion Loan and Securities Company, Limited, Winnipeg 165
Dominion Securities Corporation, Limited, Toronto 1

Eagle, Star and British Dominions Insurance Company, Limited, Toronto 271
Edmonton (City of) 255
Empire Loan Company, Winnipeg 141

PAGE

Employers' Liability Assurance Corporation, Toronto 211
Evans and Company, H. M. E., Edmonton.. 151
Excelsior Life Insurance Company, Toronto 207
Executors' and Administrators' Trust Company, Limited, Moose Jaw 77

Glens Falls Insurance Company, Glens Falls, N.Y. 272
Goodwin, Limited, J. H., Calgary, Alta..... 167
Great-West Life Assurance Company, Winnipeg 199
Great-West Permanent Loan Company, Winnipeg 145
Greenshields and Company, Montreal 113
Guarantee Company of North America, Montreal 257
Guardian Assurance Company, Limited, Montreal 207

Hamilton Provident and Loan Society, Hamilton 141
Hanson Brothers, Montreal 113
Harris, Forbes and Company, Inc., Montreal 2
Harris, Read and Company, Regina 157
Home Bank of Canada, Toronto 57

Imperial Bank of Canada, Toronto 55
Imperial Canadian Trust Company, Winnipeg 73
Imperial Guarantee and Accident Insurance Company, Toronto 217
International Loan Company, Winnipeg.... 119

Kern Agencies, Limited, Regina 145

Le Clerc, Rene-T., Montreal 115
Lethbridge (City of) 245
London and Lancashire Fire Insurance Company, Toronto 221
London and Lancashire Guarantee and Accident Company, Toronto 221
London and Scottish Assurance Corporation, Limited, of London, England..... 1
London Guarantee and Accident Company, Limited, Toronto 213
London Life Insurance Company, London, Ont. 197
London Mutual Fire Insurance Company, Toronto 227
Lougheed and Taylor, Calgary, Alta. 155
Lynch and McDermott, New York 141

Mackenzie and Company, W. A., Toronto.... 111
Mackenzie and Kingman, Montreal 115
Mahan-Westman, Limited, Vancouver 119
Manitoba Farm Loans Association, Winnipeg 167
Manitoba, Province of (Financial Statement) 163
Manufacturers' Life Insurance Company, Toronto 205
McKinnon and Company, W. L., Toronto.. 115
Mercantile Trust Company of Canada, Hamilton 71
Merchants Bank of Canada, Montreal 57
Merchants Casualty Company, Winnipeg.... 207
Miniota Farmers' Mutual Fire Insurance Company, Beulah, Man. 187
Monarch Life Assurance Company, Winnipeg 215
Montreal City and District Savings Bank, Montreal 57
Moose Jaw, City of (Financial Statement). 143
Mount Royal Assurance Company, Montreal 211
Mutual Life and Citizens' Assurance Company, Limited, Montreal 213
Mutual Life Assurance Company of Canada, Waterloo, Ont. 183

National Appraisal Company, Boston and Montreal 138A-138B
National City Company, Limited, Montreal. 99
National Life Assurance Company, Toronto 201
National Trust Company, Limited, Toronto. 59
Nay and James, Regina 157
Northern Electric Company, Montreal..... 253
Northern Life Assurance Company, London, Ont. 223
Northern Securities, Limited, Vancouver... 149
Northern Trusts Company, Winnipeg 63
North Western Life Assurance Company, Winnipeg 209
North West Fire Insurance Company, Winnipeg 193

PAGE

Norwich Union Fire Insurance Society, Limited, Toronto 219

Ocean Accident and Guarantee Corporation, Limited, Toronto 225
Oldfield, Kirby and Gardner, Winnipeg.... 159
Ontario (Province of) 249
Osler and Hammond, Toronto 109
Osler, Hammond and Nanton, Winnipeg.... 109

Palatine Insurance Company, Montreal 223
Pemberton and Son, Vancouver 151
Portage la Prairie Farmers Mutual Fire Insurance Company 187
Prudential Insurance Company of America, Newark, N.J. 181
Prudential Trust Company, Limited, Montreal 71

Quebec, Province of 269

Regina, City of (Financial Statement)..... 120
Ritchie and Ramsay, Limited, Toronto..... 253
Robinson and Sons, J. M., Montreal 157
Royal Bank of Canada, Montreal 45
Royal Exchange Assurance, Montreal 189
Royal Securities Corporation, Limited, Montreal 113

Saskatchewan General Trusts Corporation, Limited, Regina 73
Saskatchewan Life Insurance Company, Regina 205
Saskatchewan Mortgage and Trust Corporation, Limited, Regina 79
Saskatoon, City of (Financial Statement)... 169
Saskatoon Farmers' Mutual Fire Insurance Company, Saskatoon 187
Sovereign Life Assurance Company of Canada, Winnipeg 217
Standard Bank of Canada, Toronto 59
St. Boniface, Manitoba 257
St. Cyr, Gonthier and Frigon, Montreal.... 117
Stark and Company, John, Toronto..... 155
Sterling Offices, Limited, Toronto 203
Sterling Trusts Corporation, Toronto 79
Stobie, Forlong and Company, Toronto..... 117
Strathcona Fire Insurance Company, Montreal 201
Sun Life Assurance Company of Canada, Montreal 172

Taylor Safe Works, J. J., Toronto 75
Temiskaming and Northern Ontario Railway Commission, Toronto 265
The Molsons Bank, Montreal 61
Toole, Peet and Company, Calgary 149
Toronto General Trusts Corporation, Toronto 61
Traders Trust Company, Winnipeg..... 69
Trustee Company of Winnipeg, Winnipeg.. 69

Union Assurance Society, Limited, Montreal 191
Union Bank of Canada, Winnipeg 49
Union Insurance Society of Canton, Limited, Toronto 193
Union Trust Company, Limited, Toronto... 71
United Financial Corporation, Limited, Montreal 97
United Grain Growers Securities Company, Winnipeg 103

Vancouver, City of 230
Vancouver Financial Corporation, Limited, Vancouver 159
Victoria, City of 259

Western Agencies and Development Company, Calgary 149
Western Assurance Company, Toronto 221
Western Empire Life Assurance Company, Winnipeg 191
Western Life Assurance Company, Winnipeg 195
Western Mutual Fire Insurance Company, Didsbury, Alta. 187
Westminster Trust, Limited, New Westminster 77
Winnipeg (City Light and Power Department) 260-263
Winnipeg Electric Railway, Winnipeg 235
Wood, Gundy and Company, Toronto 12

Yorkshire and Canadian Trust, Limited, Vancouver 75

A. E. AMES & CO.

Established 1889

Members Toronto Stock Exchange

CANADIAN
Government, Municipal and Corporation
SECURITIES

WE INVITE CORRESPONDENCE

---

53 King Street West, Toronto
Transportation Building, Montreal
74 Broadway, New York
310 Belmont House, Victoria, B.C.
1022 Harris Trust Bldg., Chicago

PUBLISHED EVERY FRIDAY
BY
The Monetary Times Printing Company of Canada, Limited

Publishers also of
"The Canadian Engineer"

Monetary Times

Trade Review and Insurance Chronicle
of Canada

Established 1867 — Old as Confederation

JAS. J. SALMOND
President and General Manager

A. E. JENNINGS
Assistant General Manager

JOSEPH BLACK
Secretary

W. A. McKAGUE
Editor

Address: Corner Church and Court Streets, Toronto, Ontario, Canada.
Telephone: Main 7404. Branch Exchange connecting all departments.
Cable Address: "Montimes, Toronto."
Western Canada Office—1206 McArthur Bldg., Winnipeg. Telephone Main 3409. George W. Goodall, Western Manager.

SUBSCRIPTION RATES:

One Year	Six Months	Three Months
$3.00	**$1.75**	**$1.00**

ADVERTISING RATES UPON REQUEST

The Monetary Times was established in 1867, the year of Confederation. It absorbed, in 1869, The Intercolonial Journal of Commerce, of Montreal; in 1870, The Trade Review, of Montreal, and the Toronto Journal of Commerce.
The Monetary Times does not necessarily endorse the statements or opinions of its correspondents, nor does it hold itself responsible therefor.
The Monetary Times invites information from its readers to aid in excluding from its columns fraudulent and objectionable advertisements. All information will be treated confidentially.

SUBSCRIBERS PLEASE NOTE:
When changing your mailing instructions, be sure to state fully *both* your old and your new address.
All mailed papers are sent direct to Friday evening trains. Any subscriber who receives his paper late will confer a favor by complaining to the Circulation Department, 62 Church Street, Toronto.

Retrospect and Prospect

CANADIANS may well look upon the year 1919 as a year of surprises—a year in which many theories which had survived, and which had arisen out of the events of the war were exploded. The extraordinary way in which the industrial machinery of the belligerent nations had adjusted itself to war conditions was in itself an impressive illustration of the power of present economic organization. But the very fact that industry had settled down on a permanent war basis was in itself a warning against the great changes that would be required when the fundamental cause was removed. Economists had predicted that no war between any of the great nations could last long, because the struggle would be on so vast and intensive a scale that the limit of finances would soon be reached. When the war did commence, with a large proportion of the civilized nations in it from the start, a few months at the outside was set as the maximum duration. But all the large nations soon became involved, and considering the fact that fighting was carried on continuously, it has been one of the longest wars in history.

But while the economists, no doubt, erred by being over-positive, and by under-estimating the power of duration, they made no mistake as to the enormous effect upon the whole economic system. In this respect the value of a critical examination of fundamental conditions, as compared with superficial evidence, has been demonstrated. Widespread prosperity and the ease with which economic and financial requirements were met seemed to indicate that war was a benefit rather than an injury. Some even maintained that the speeding up process saved more than the cost of the war, and many predicted that the necessity for rebuilding devastated areas, replacing destroyed ships and property, and filling up generally the gaps in ordinary industries, which had resulted from the diversion of effort to war production, would bring a period of even greater activity for many years after the war. From this brand of ultra optimism opinion ranged to those who saw only the economic waste in men and material, the tearing down of normal industry, and the enormous debts which were being created. Pessimism at least was supported by the experience of previous wars, which were followed almost immediately by periods of pronounced depression, falling prices and declining wages, accompanied by a great deal of unemployment.

While neither of these extremes has by any means been realized, the tendency has been distinctly along the lines of previous experience. Many of the developments of the past year have in fact been quite unexpected. Probably the most surprising thing has been the way in which prices have maintained the high levels of 1918, and in many cases have exceeded them. This fact alone has been a great stabilizing influence, although it would no doubt have been more desirable if no further advances had taken place. It has produced orders, maintained employment, and prevented business failures which would undoubtedly have taken place if there had been any sudden and substantial decline. At the same time it really indicates the extent to which consumption had outstripped production, and while an increase in the general price level has been made, yet the course of prices of such fundamental commodities as iron and steel, and of most farm products, which are reliable indices of future conditions, has been downward.

Comparing Canada with the other countries which were engaged in the war, we find that it has escaped most of the ills and at the same time secured most of the benefits. There has been no destruction of property here, while the possession of great supplies of those raw materials of which Europe was in dire need has maintained a continuously favorable trade balance. There has not been during the whole war period any total crop failure; Canada is, in fact, too large and the climate too varied for such an event to happen now. At the same time our manufactures have shown continuous expansion, our transportation facilities are overworked, and our financial institutions have accomplished marvels.

Primary Industries

Canada's principal industry has been, and still is, agriculture, and this year fair crops with high prices have assured prosperity for some months to come. According to preliminary estimates of the Dominion Bureau of Statistics

the yield of the principal crops is as follows, compared with similar preliminary estimates for preceding years:—

	1917.	1918.	1919.
Fall wheat	15,363,450	6,960,200	19,001,800
Spring wheat	218,379,400	203,355,400	174,687,000
Total wheat	233,742,850	210,315,600	193,688,800
Oats	403,009,800	456,733,900	399,368,000
Barley	55,057,750	83,262,500	66,443,500
Rye	3,857,200	10,375,500	8,234,100

The wheat crop in many parts of the west was poor this year, and in some places it was a total failure, owing to bad weather, including hail storms. Saskatchewan and some parts of Alberta suffered worst. Owing to the fact that mixed farming is now fairly general in Alberta, however, that province has agricultural income in other forms.

Conditions in the mining industry have not been favorable; in the first place the war time demand for many of the metals has fallen off. The cost of mining operations, again, has increased, making especially difficult the production of gold. Through a government arrangement, the gold miners have, however, been able to secure the benefit of the premium on New York exchange, which has to a small extent offset their difficulties. The price of silver, moreover, has continued upward. The year 1919 has been a fair one for the Porcupine gold mines, and a good one for the silver mines of Cobalt and in British Columbia, although a strike in the month of September shut down the mines in the Cobalt district for a short time. Production of other metals shows a decrease in many cases.

The possession of natural resources now stands forth more prominently as a national asset than ever before; and Canada is recognized as one of the few countries which have an extensive supply of timber. It is unfortunate that even our resources are showing distinct signs of depletion. The careful conservation of these resources should be an essential part of government programs during the next few years, and the increasing price of lumber coupled with the assured demands for products of the Canadian forests should not be permitted to outweigh regard for the future. Although the exportation of pulpwood has fallen off, the pulp and paper industry as a whole has nevertheless prospered. It is probable that the opening of European and American markets to Scandinavian sources will bring an end to the virtual monopoly which has been enjoyed by Canada during the past few years, but the future of the industry is assured.

The high prices prevailing for products of the fisheries, and the fact that this industry, like agriculture, is free from difficulties with organized labor, has brought prosperity to the fishing population of the Dominion. Here again, however, depletion of supply is making itself felt; the higher grades of salmon, which have given British Columbia its reputation in this industry, can now scarcely be caught.

Transportation

In the field of transportation changes have been taking place which are of enormous importance to the future of this country. The purchase of the Canadian Northern Railway by the Dominion government last year resulted this year in the complete amalgamation of that road with the other government lines in the name of the Canadian National Railways. This system was still deficient as regards terminals and branch lines in the east. These facilities were possessed by the Grand Trunk Railway. The latter road has itself been in financial difficulty because of its subsidiary, the Grand Trunk Pacific, and a subsidy has been voted by the government annually for some years past to keep the system going. In October of this year, therefore, the government introduced and passed legislation designed to purchase the stock of the Grand Trunk from the shareholders, the value to be determined by arbitration. The Grand Trunk will be operated in conjunction with the rest of the government system, constituting the largest railroad system on this continent, and one which is regarded as possessing possibilities. The main line of the Grand Trunk Pacific in the west parallels in many cases the Canadian National Railway; this has been an unsatisfactory element in the Grand Trunk system, and the expense of operating and paying the fixed charges on both will be a heavy burden on the people of Canada. Equipment is also deficient.

Another outstanding event of the year was the development of the shipbuilding program launched last year by the Dominion government. Forty-three vessels, at least, will be owned and operated in conjunction with the national railway. The ownership of these two important transportation services makes the Dominion of Canada one of the leading countries of the world from the point of view of public ownership. The possibilities for building up the Dominion are immense, and on the other hand the probability of heavy annual deficits is regarded with anxiety by the people of Canada. Private ownership in these fields is by no means extinct, however. The Canadian Pacific Railway is well able to compete for railroad business and many privately owned lines of steamships on the ocean and on the great lakes furnish facilities of this kind.

Public Utilities

The difficulities of public service corporations, which were referred to in these columns last year, have been still further accentuated during 1919. This is the result of increased costs of operation and the public is only too ready to assent to increases in these costs, while increases in rates are obtained with the greatest difficulty. The British Columbia Electric Railway Co., the Winnipeg Street Railway Co., the Toronto Railway Co. and the Montreal Tramways Co. as well as other street railway companies have all been involved in questions of this kind. Similarly the Bell Telephone Co. was able this year to secure an advance in rates and a number of gas and electric companies did the same. The Ontario Hydro-Electric Commission made further extensions and large additional expenditures are planned.

Manufactures

In spite of the cessation of war orders, manufacturers of Canada have been able, with few exceptions, to maintain their plants in full operation. Until about midsummer, in fact, the principal difficulty was the shortage in labor, and skilled help in many industries is still not available in sufficient quantities. The agitation for a reduction in the tariff has become still stronger and was recognized by the Dominion government by slight concessions. The costs of production on the other hand have increased and the continued advance in prices has resulted in the appointment by the Dominion government of a Board of Commerce to inquire into this subject.

Trade

The tendency in trade during the latter part of 1918 has been the reverse of the changes which took place during war years. Our favorable trade balance which reached the maximum figure of over $114,000,000 for November, 1917, has been greatly reduced, although there is still a considerable excess of exports over imports. The principal decrease in exports has, of course, been in the case of those to Great Britain and other European countries. Our imports from the United States are still large, but show some decrease. As a result of these two changes and of the new financial relations between the United States and the United Kingdom, New York exchange has this year been at premium, ranging in Canada from three to twelve per cent. Exchange on almost every other country has, however, been less than par.

Insurance

A phenomenal increase in the amount of life insurance written in Canada has taken place this year. Twenty-eight representative companies, according to a compilation of *The Monetary Times* had at the end of March written $113,-116,978 of new business as compared with $60,978,906 during the first three months of 1918, an increase of 85.5 per cent. New levels have been established from month to month, although the slackening of business during the summer months made the comparisons less impressive. Several factors are assumed to be responsible for this change, among them being the decreased value of money, and the consequent necessity for providing larger indemnities; the advertising which has resulted from government insurance and the increased recognition of business insurance.

For fire insurance this has been a much better year than 1918, the losses being substantially less. They are still higher than in any preceding year, however, and fire prevention work has not been organized sufficiently long to show substantial results, if it is successful at all. Large fires continue to take place, although they were not so numerous as in 1918.

Hail insurance was a bad gamble this year and the Alberta municipal system had to levy excess rates. While some of the companies writing hail insurance have come out with a small balance on the right side, yet most of them have lost money. Automobile insurance continues to grow rapidly in proportion to the increased use of motor cars. All the lines of casualty insurance have expanded and many companies have entered this field.

Banking

The Canadian bank figures for the year, given elsewhere in this issue, show significant changes, while deposits have increased rapidly, apart from temporary decreases due to war loan payments. Current loans commenced to fall off early in the year. Circulation also declined in August for the first time for a long period. Loans to municipalities have been regularly less this year than last; permanent tax payments have been better and in some cases have been required earlier in the season, while on the other hand the conditions of the money market made financing easier than last year.

The amalgamation of the bank of Ottawa with the bank of Nova Scotia took place on May 1st. Most of the bank stocks show increases in market value; this has resulted from increases in the dividend rates, strengthening of reserves and the issue of new stock at favorable terms by some of the banks.

The Investment Field

Interest rates have fallen off this year and in July provincial bonds were being sold at about 5.25 basis. The change in the investment situation is illustrated by the fact that tax exempt bond 5½ per cent. Victory loan bonds were issued last year at a slight discount while taxable 5½ per cent. bonds were issued at par in the case of the 1919 Victory loan.

Issues of provincial and municipal bonds have been substantial, although many were postponed towards the end of the year, because of the Victory loan campaign. The results of the latter are given in full, in this issue.

Who's Who in The Monetary Times

(*Continued from page 3*)

JACKMAN, W. T., M.A., Toronto.—Assistant professor of political economy in the University of Toronto; has specialized in transportation; recently published a two-volume work on transportation in modern England. (Page 102.)

JAMES, F. J., Regina, Sask.—A member of the firm of Nay and James, one of the first organizations to deal in bonds in the Canadian west. Mr. James served overseas and returned in 1919 to his business activities. (Page 160.)

JESSUP, JOHN A., Montreal, Que.—Manager of the casualty department of the Canadian branch of the Royal Exchange Assurance, London, England (Page 200.)

JONES, S. L., London, Eng.—Manager of the branch of the Dominion Bank in the United Kingdom. (Page 58.)

KIRKPATRICK, A. E., Toronto, Ont.—General manager for Canada of the United States Fidelity and Guarantee Co., Colonel in the Canadian army until taken prisoner at the battle of Ypres; repatriated two years later. (Page 198.)

LANGSTAFF, M. P., A.I.A., F.A.S., Waterloo.—Actuary of the Dominion Life Assurance Company of Waterloo; member of Institute of Actuaries of Great Britain and of the Actuarial Society of America. (Page 173.)

LIGHTBOURNE F. J., Toronto.—Manager for Canada of the Maryland Casualty Co.; this company is one of the largest underwriters of casualty lines in the Dominion. (Page 176.)

MACALLUM, A. B., Ottawa.—Chairman, Honorary Advisory Council for Scientific and Industrial Research. (Page 21.)

MacMURRAY, J., St. John, N.B.—As managing director of the Eastern Securities Corporation, Mr. MacMurray is an authority on the investment situation in the maritime provinces. (Page 116.)

MAVOR, PROF. JAMES, Ph.D., Toronto.—Educated in Scotland, where he also filled academic positions for several years, Prof. Mavor has for over twenty years past been professor of political economy in the University of Toronto. He is the author of several books on economic subjects. (Page 10.)

McEACHERN, D., London.—Assistant secretary, Huron and Erie Mortgage Corporation and Canada Trust Company; elected Canadian director of Financial Advertisers' Association at the convention of the Associated Advertising Clubs of the World held at San Francisco, July, 1918. (Page 162.)

MITCHELL, J. W., Toronto.—Vice-president of the Dominion Securities Corp., Ltd. Through his work as head of the Victory loan organizations for the city of Toronto, as well as in connection with the extensive business of the Dominion Securities Corp., Mr. Mitchell is regarded as one of the investment authorities of Canada. (Page 91.)

MORE, W. G., Toronto.—Secretary Imperial Bank of Canada. A banker of broad experience, who has taken a special interest in currency questions. (Page 66.)

MUNRO, J. S., Toronto.—Many years of experience in the foreign exchange department of the Canadian Bank of Commerce enables him to write authoritatively on this subject, and his records of quotations have been used for some years past in "The Monetary Times' Annual." (Page 54.)

PROCTOR, J. E.—A member of the well-known insurance firm of Jones and Proctor Bros., Toronto. Mr. Proctor has had wide experience in writing casualty lines, and describes inland transportation insurance in this issue. (Page 200.)

RAWLINGS, HENRY E.—Managing director of the Guarantee Co. of North America, Montreal, and an independent thinker on insurance topics. He deals with some aspects of guarantee insurance in this issue. (Page 192.)

RIFE, RALEIGH S., New York, N.Y.—Graduated at Doane College in 1909; took three years of post-graduate study in economics at Cornell and Princeton universities, holding graduate fellowships in each university; became connected with the statistical division of the bond department of the Guaranty Trust Company of New York. (Page 139.)

SCOTT, W. D., Ottawa.—Superintendent of Immigration, Ottawa. For many years past Mr. Scott has been at the head of the immigration service, and his comments on the developments in 1919, and prospects for 1920, are interesting. (Page 25.)

SMITH, GEORGE H., Toronto.—Assistant general manager, Canada Permanent Mortgage Corporation. Mr. Smith's long experience in the loan business, and his connection with such an extensive business as that of the Canada Permanent, enables him to deal authoritatively with loan company subjects. (Page 107.)

SMITH, R. GOLDWYN, Toronto.—Formerly financial editor of the "Toronto Times." Mr. Smith has made a special study of the stock exchanges. (Page 142.)

STEWART, BRYCE M., Ottawa.—Director of the Employment Service of Canada, Department of Labor. Mr. Stewart has served the Department of Labor in several capacities, and when it was decided to organize a federal employment service he was given charge of this important work. (Page 18.)

SWANSON, W. W., M.A., Ph.D., Saskatoon.—Educated at Oshawa High School and Queen's University; received the gold medal, and graduated M.A., 1905; graduated Ph.D. at University of Chicago, 1908; associate professor of economic science, Queen's University, 1908-1916; now professor of political economy, University of Saskatchewan; author of "The Establishment of a National Banking System." (Page 23.)

TAYLOR, J. FRATER, Toronto.—Aberdeen Scot by birth; came to Canada eleven years ago to represent English financial interests; until recently was identified with the Lake Superior Corporation group of industries, succeeding the late Mr. T. J. Drummond as president; prior to coming to Canada Mr. Taylor spent some time in Madras, India, where he took part in the successful operation and reorganization of the Madras railways on behalf of the bondholders. Now with the Canadian Car and Foundry Co. (Page 238.)

TODD, S. E., Toronto.—Secretary-treasurer of the Industrial and Development Council of the Canadian Meat Packers' Association. Formerly connected with the Canada Food Board. Mr. Todd took up his position when the association was formed a few months ago. (Page 236.)

WEIR, GEORGE, Toronto.—Of the London Guarantee and Accident Co., Ltd.; entered service of the company in 1907; appointed manager in October, 1916. (Page 206.)

WHITE, JAMES, Ottawa.—Assistant to chairman and deputy head of the Dominion Commission of Conservation; unusually conversant with the extent and possibilities of Canadian resources. (Page 233.)

WILLISON, SIR JOHN, Toronto.—President of the Canadian Reconstruction Association; originally with the "London Advertiser," November, 1882, whence he passed to the Toronto "Globe," September, 1883; was editor-in-chief of the Toronto "News" in 1902; appointed correspondent in Canada for the "London Times" in 1910. (Page 235.)

WILSON, GEO., Toronto.—In his capacity as associate general manager of the Union Bank of Canada, Mr. Wilson has paid particular attention to business in the East. Early in 1919 he made an extended visit to the Orient, resulting in the entrance of the Union Bank into the Park-Union alliance. (Page 36.)

WRIGHT, HEDLEY C., Toronto.—Assistant manager and secretary, the General Accident Assurance Company of Canada since November, 1917. Previously with London Guarantee and Accident Co., Ltd., in London, England, Toronto, Calgary and Halifax. (Page 188.)

Canada in the World's Money Market

Restrictions on Movement of Commodities, and Some of the Effects—Critical State of European Countries and Position of the United States—Should Canada Borrow, or Finance Her Own Requirements?

By JAMES MAVOR, Ph.D.

AN analysis of the present economic situation must begin with a study of the movement of goods rather than with the movements of money. The latter movements must for a long time be influenced by the extensive governmental operations occasioned by the war, and must be affected by political considerations. Large as these operations have been, and must continue to be for a long time, they are after all inferior in aggregate amount to the amount involved in the international movement of commodities. For this reason alone it is necessary to begin with the latter. At the present moment the situation may be described briefly as follows: Central Europe, though in a sense not completely bankrupt, is in a state of liquidation. Under such circumstances, credit, though not stopped, is nevertheless much restricted. It is impossible to determine decisively as to the solvency even of firms whose business has hitherto been substantial and profitable; nor can the solvency even of the most important banks be thoroughly relied upon. For this reason alone, were there no others, the circulation of commodities is impeded.

There are, however, other reasons for the impeded movement of commodities. Shipping on the high seas and transportation by land have been less effective—both absolutely and relatively to the demands upon them—than they were before the war. This condition is being rapidly changed. The total tonnage of mercantile shipping is already greater than it was before the war by upwards of 5 per cent. The movement by rail, seriously impeded as it was through the destruction of permanent way, and through the wearing out of it and of rolling stock during the military operations, is only now beginning to be even tolerably effective. Yet a long time must elapse before the railways of central and western Europe and of Great Britain are equal to the demands that are being made upon them. Even if there were no question of suspended credit, the physical difficulties of transporting with the required rapidity the enormous quantities of material necessary to meet the demands of reconstruction would constrict the movement of commodities.

Political Restrictions

There are, however, other reasons for the restricted circulation of goods. Among these must be considered as of importance the restriction of the trade of central Europe through the limitations imposed by the Peace Treaty upon importation of certain raw materials. The effect of this must be, and was intended to be, to diminish the opportunities for competitive trade on the part of Germany and Austria with external countries, whether belligerent or neutral. This must mean a total world trade of less magnitude than would otherwise be the case, for in proportion as German industries are deprived of raw materials, their production is less than it would otherwise be. The profits of the total trade will be divided in such a way as to give advantage to the entente manufacturing nations. At all events, it was with this avowed intention that the commercial clauses of the treaty were drawn. It must be kept in mind, however, that the total trade must be less than otherwise it might be, other things being equal. The influence of this pact upon prices is obvious, but that point need not detain us at the moment.

Another subsidiary cause of restricted movement of goods is the suspension, up till the present time, of international patent rights. Many commodities—especially chemical products and certain kinds of machinery—have been manufactured in all countries under temporary licenses. It is a question—not yet fully settled—which group of countries benefited or lost, respectively, in this regard under the conditions of the war. Germany copied and made British machinery which could not be made in that country before the war. Great Britain and America made certain chemicals which could not be made before the war because of German patent rights. Large industries have grown up in consequence of the abrogation of international patents, and their divergent interests will not easily be adjusted. The movement of goods subject to patents is for this reason affected. The total movement at the present time must be influenced by the requirements for reconstruction purposes. Great quantities of machinery of all kinds were destroyed or used up in the war, normal reparation was suspended, and now all this machinery has to be replaced at high speed. The building of houses in the devastated areas, however simply these may be constructed, involves an enormous mass of building material, much of which must be brought from great distances. Bridges must be rebuilt and the avenues of communication re-established.

All this involves movement of goods under conditions that can only gradually cease to be highly unfavorable.

Credit a Temporary Remedy

Apart from the physical features of the economic situation, there are the pecuniary features. How are these goods so urgently required to be paid for? Inevitably, they must be paid for by other goods, either immediately or at no great distance of time. The world does not live on credit, but on exchange. The reconstruction of Europe can only be effected through production in Europe. Charity may relieve, but it cannot sustain. Permanent support of the millions of people in central Europe by millions elsewhere is inconceivable. Even if there were no indemnities to be paid, the disorganization of commercial and industrial life in Europe has been great enough to produce a situation in which rapid production is urgently necessary. It is not surprising that, contemporaneously with this transparent necessity, there should be a revolt of the industrial classes against excessive labor, and even that there should be disinclination towards labor that is not excessive. Yet production is absolutely essential, or the urban population must decline, while the rural population must be reduced to a bare existence without the luxuries which they have been accustomed to import from the towns.

To what extent Germany, its so-called socialist government, notwithstanding, has actually formulated and carried into practice a system of state socialism is not yet apparent. In so far as it has done so, it may fairly be presumed that a system of compulsory labor is established and will be rigorously conducted. If this be so, there will be no undue shortening of the hours of labor; strikes will not be permitted, and the rejuvenation of industry will be conducted with military precision. This plan, worked on a large scale, will afford a means of determining whether industry under socialism, and the compulsory labor involved by it, are more or less productive in the long run than industry carried on under a system of free labor. The experiment will also show whether the life of the industrial laborer under socialism is more or less ample in other than material respects than the life of the industrial laborer who is free to choose his employment.

It is possible that the German people may encounter the tremendous difficulties of their situation with the same kind of skill and energy which they displayed under the empire, and may thus recover rapidly from the disastrous experi-

ences of the war. If, however, they go farther and aim at the same kind of economical and political domination as they aimed at under the imperial system, they may expect to meet with another and more irremediable debâcle.

Uncertainty in the United States

The rôle of the United States in the reconstruction of international commerce cannot be described at the present time as otherwise than ambiguous. That the United States has made enormous profits out of the war goes without saying. That their people seem disposed to make what further profit they can out of it is roundly asserted by some of their own spokesmen. Mr. Hoover has, for example, denounced his countrymen for their shortsighted greed. It is, however, no crime to desire the best price for saleable wares, although it may be a commerical blunder to hold out for a price which prevents transactions from taking place. The root of the matter is probably to be found elsewhere than in the mere desire to make a good bargain. The Treasury of the United States has been buying in Liberty bonds at a discount, thereby taking advantage of the fervid patriotism that induced the sale of them to the public at par. The Federal Reserve Bank is refusing foreign credits and employing its money in domestic discounts, thus contributing to speculation, and at least temporarily contributing to maintain the present high level of prices. Meanwhile, stocks of certain commodities, deprived of the demand for export, are accumulating, and conditions seem to be preparing for a slump in commodity prices unless the artificial means alluded to are sufficient to prevent it. If Mr. Hoover's statements are correct, there must, for example, be large surplus stocks of flour for which there is no possible domestic demand, and one day the existence of these must reflect itself upon the price unless the holders of it are sustained by government or other credits. If, however, the action of the Federal Reserve Bank in refusing to permit foreign credits is a political expedient designed to force the Senate to ratify the Peace Treaty, it is possible that this action may suddenly be reversed, either because the Senate ratifies the Treaty or because there is no hope of its doing so. In this event there is no doubt that a movement of flour and other commodities would take place to Europe without the necessity of immediate settlement.

Exchange Acts as Embargo

Meanwhile of course, the exchange situation must remain disturbed. It is very obvious that so long as it remains in its present condition there is in effect an embargo upon exportation from America to Europe. At the present moment Great Britain has an advantage in exchange over the United States in all European countries as Germany has an advantage in exchange with these countries as compared with Great Britain. The so-called adverse exchange has, indeed, the effect of a prohibitory tariff. It keeps out American goods so long as it lasts. It is quite true that a very high price must be paid for wheat, cotton, copper and any other commodities which must be imported from America; but these are after all raw materials, and the customers of Great Britain must pay a proportionately higher price for manufactured articles. They are doing so, and thus Great Britain suffers but little from the adverse exchange, while in so far as she produces the same raw materials within her own borders, she obtains for them a higher price than she would otherwise obtain.

Where Will Canada Borrow?

The interest of Canada in these movements is unquestionably affected by the situation in the United States; but it is also affected by the circumstance that Canada requires to borrow abroad while her principal previous market is practically closed. The borrowings of Canada have been chiefly in London. Now, so far from Canada being able to borrow to advantage there, Canadian securities are being sold back to her, the exchange offering the inducement of profit. Canadian securities are thus flooding the domestic market.

New flotations cannot be made as they were. They must be effected either in Canada or in the United States. The large sums already raised by the government by means of domestic loans must render new industrial flotations difficult to effect at home, while the high rate of interest current in the United States and the higher rate likely to be current should the embargo against foreign credits be lifted render flotations in the United States not altogether easy in spite of the advantage of the exchange situation.

Danger of Dependence?

It certainly looks as though governments and public alike were under the necessity of economizing and of refraining from engaging in new enterprises. If existing Canadian securities are to be prevented from falling to a heavy discount, they must be absorbed by the savings of the people. This absorption must of itself retard the process of procuring capital for new enterprises, whether of an industrial or of a public character. There is no justification for pessimism, but there is need for care. We must contrive to stand on our own feet, because the sustaining arm upon which we have been accustomed to lean is not at present in a position to support us, and because we are old enough to do so ourselves. If we can contrive to stand absolutely alone, so much the better, but it may not be easy to do so. Fresh capital is continually demanded for legitimate and necessary enterprises. The exchange situation with the United States offers inducement for investment of United States funds in this country. Some voices have been raised against such investments. While it would be unwise for many reasons for this country to become economically dependent upon any other, and while, as indicated above, independence of extraneous supplies of capital is to be aimed at, this independence may even be more speedily secured by utilizing extraneous capital for the development of our resources where this is possible. The question is largely one of proportion and balance. The investment of American money in British securities has not made the United States the master of Great Britain in any sense. Great Britain had at one time enormous investments in the United States, and still has large investments there, larger by far than the United States have in Canada—yet there is no suggestion of political, or even economical, domination. We may expect investment of surplus funds in the United States in our securities. Indeed, this process is going on now, and unless it goes on, our securities, for the reason explained above, must decline because of the difficulty of the absorption of large amounts suddenly thrown upon the market.

GREAT LAKES TONNAGE

Tonnage which passed through the United States and Canadian locks and ship canals at Sault Ste. Marie during the season of navigation of 1919 was the lightest registered in five years.

Total freight handled through the waterways connecting Lakes Superior and Huron during the year was 68,235,542, compared with the 1914 tonnage of 55,369,934. The shrinkage in cargo volume was general. The number of passengers carried was greater than ever before. The net registered tonnage of vessels passing through the canals was but 50,089,090, the smallest since 1914.

Lumber shipments showed a continuation of the shrinkage in that commodity that has been noted for a number of years, being but 244,426,000 feet, the smallest since 1888. Flour shipments, 7,246,495 barrels, were the lightest since 1911, while movement of wheat was but 113,734,848 bushels, also the lightest since 1911. Other grains totalled 52,734,345 bushels, the lightest in eight years. Iron ore movement was 46,922,792 tons, the lightest since 1915. Coal totalled 13,874,951 tons, the smallest since 1905. Salt and oil made gains, and general merchandise volume was greater than of last year.

The Cost of Safety

is low when the present high rates of interest, obtainable on the best securities, are considered.

The following are among our offerings:—

City of Hamilton, Ont., 4½% bonds to yield 5¾%.

City of Peterboro, Ont. 4¼% bonds to yield 5¾%.

Province of Alberta 4% bonds to yield 6%.

City of Montreal, Que., 4% stock to yield 6%.

Town of Port Colborne, Ont., 5½% bonds to yield 6%.

Greater Winnipeg Water District 4½% bonds to yield 6⅛%.

City of Fort William, Ont., 5% bonds to yield 6¼%

City of Medicine Hat, Alta., 5% bonds to yield 6¼%.

Town of Sudbury, Ont., 5% bonds to yield 6¼%.

We shall be glad to have you consult us regarding your investment requirements

Wood, Gundy & Company

Canadian Pacific Railway Building

Toronto

Montreal New York Saskatoon London, Eng.

Canada's Premiers Write of the Outlook

Heads of the Provinces Tell of Past Developments and of Future Plans From Coast to Coast in Canada

MANITOBA

Manitoba

By Honorable T. C. NORRIS, Premier

A YEAR ago I had the privilege of recording to readers of *The Monetary Times* the fact that Manitoba had come through the last year of the war in a state of undiminished prosperity and that the people of this province looked forward to the years of peace that lie before us with a confidence born of experience in trying times.

It is again my pleasure to report "a good year." It is true that we have had, climatically, an abnormal crop season. Excessive heat and drought in certain restricted districts affected the yield, but generally speaking, the return was good and the province as a whole can thankfully close its books for 1919 with a satisfactory showing.

The steady movement in Manitoba towards diversified agriculture, "mixed farming" as we call it here, is more pronounced than ever and has much to do with the fact that a partial failure of the grain crop no longer means to this province what it did ten years ago. Few Manitoba farmers to-day depend entirely on their grain harvest. Dairying and stock raising for the beef market now play a large part in their activities and the wealth of natural feed makes the return from these reasonably certain under any conditions.

Manitoba has hitherto been regarded as a purely agricultural province, but her people are beginning to have substantial hopes of other things. I believe it to be true that agriculture will continue to be our basic and most important industry, and that the encouragement of agriculture will continue to be the first duty of any government in this province. At the same time we have other natural resources the value of which is beginning to be recognized in its true light. The past year has seen considerable development of our minerals, and this development has aroused an interest which undoubtedly has a solid basis in the proved existence of vast deposits of gold, copper and other metals. Development will proceed on a much larger scale during the coming year and it is the confident expectation of those who know the country best that Manitoba will yet prove to be the greatest mineral producer among the provinces of the Dominion.

Manitoba also has vast water powers, not only on the Winnipeg river, close to the city of Winnipeg, but in the great stretches of new Manitoba, between The Pas and Hudson Bay. The Winnipeg river water powers, capable of cheap development, undoubtedly afford a great industrial opportunity in the vicinity of the city and are attracting the attention of large manufacturers. In the northern country there are vast tracts of pulpwood adjacent to water power that can be utilized at low price for the production of paper and other pulp products.

The confidence with which the people of Manitoba are looking to the future is justified by their knowledge that our natural resources are abundant and that nothing is required but hard work and the necessary capital to market them. Business of every kind has been and continues to be extremely active and there is constantly increasing evidence of the determination of all classes of the community to pull together for the benefit of all.

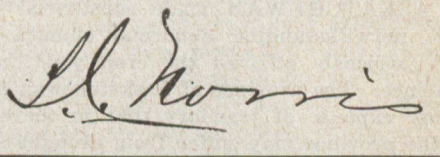

NOVA SCOTIA

Nova Scotia

By Honorable G. H. MURRAY, Premier.

THE basic industries of Nova Scotia—agriculture, fishing, lumbering and mining—have prospered during 1919.

In agriculture the season was favorable to both the general farmer and the fruit grower, and this year is regarded as one of the best agricultural years in the history of the province. In the fisheries the banking fleet had the largest catch on record. The lumber cut was larger than in the previous year and as available tonnage increases the lumber export promises to reach large dimensions. The coal mines are unable to supply the heavy demand for coal and prospects in the coal mining industry are exceedingly favorable.

The labor unrest while not so manifest here as elsewhere tended to restrict operations in the manufacturing industries. The excellent British spirit of fair play is abroad, however, and indications point to a reasonable adjustment of all difficulties. A settlement of the labor question satisfactory to all concerned would undoubtedly result in the immediate extension of our manufacturing activities.

All in all Nova Scotia emerges from 1919 strengthened for the abundant work and larger industrial growth of which the coming year gives promise.

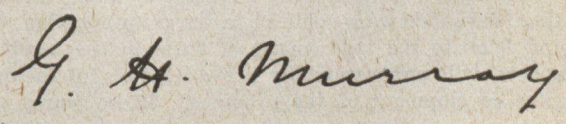

SASKATCHEWAN

Saskatchewan

By
Honorable
W. M. MARTIN,
Premier

SASKATCHEWAN made substantial progress in 1919, notwithstanding abnormal climatic conditions which seriously affected the crop yield in portions of the province. The province of Saskatchewan covers such an immense expanse of territory that in the same season parts of the province may suffer from drought and other districts from an excess of moisture, and this is what occurred in 1919. South-western Saskatchewan, after a spring of exceptional promise, was visited by a severe drought, and in the north-eastern part of the province there was an excess of moisture, which resulted in serious damage to the wheat crop from rust. Between these two extremes there was a wide area of the province where the crops were good and the grain of an exceptionally high grade. The total grain crop is believed to have been fully as good as in 1918, the total production of wheat, oats, barley, flax and rye being estimated at 230,000,000 bushels for 1919.

Grain growing holds the premier position in the agricultural industry of Saskatchewan, but mixed farming is making rapid strides and the province now ranks first in Canada in the number of its horses, and third in the number of live stock.

Dairying has made exceedingly satisfactory progress the past few years. During 1918 all records for export were broken when ninety-seven carloads of butter were shipped out of the province. The output of the creameries in 1919 was such that even with the large local consumption, 100 carloads of Saskatchewan creamery butter were shipped to the Pacific coast and eastern markets.

A great increase in the number of improved farm buildings and homes; an equally pronounced increase in the number of new school buildings throughout the province; the construction of approximately 7,000 pole miles of rural telephones in 1919, as compared with 4,943 in 1918, are all evidences of the continued progress of this great prairie province.

Highway construction and improvement has gone steadily on in the past year, although hampered by labor shortage, and a most striking illustration of the northward advance of settlement in the province was the installation by the Saskatchewan Department of Highways the past summer of a second ferry across the Beaver River, 366 miles north of the international boundary. This ferry was urgently needed to accommodate increasing traffic in the far north, where thriving colonies of new settlers are locating far in advance of the railroad.

The return to their home province of many thousands of young Saskatchewan soldiers, a large proportion of them going back to the land, many of them in the newly settled districts, will unquestionably prove a powerful factor in the future development of the province. These young men are the very finest type of citizens and they are showing the same initiative and energy in grappling with the task of conquering the soil which they showed on the battlefields of France and Flanders.

Over a thousand students enrolled at the University of Saskatchewan, more than twice the number registered any previous year, is another inspiring omen of the higher development of the province. Saskatchewan faces the future with the greatest confidence and hope, and is as ready to do her part in the building up of Canada in peace times as she was to bear her full share of the common burden during the dark days of war.

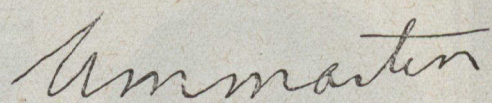

BRITISH COLUMBIA



British Columbia

By
Honorable
JOHN OLIVER,
Premier

EARLY in the last half of 1918, when it appeared certain that the war would be won by the allied nations, the government of British Columbia, in a letter written by the premier to Rt. Hon. Sir Robert L. Borden, suggested the desirability of a conference of provincial premiers with the Dominion government with the view to the adoption of a co-ordinated policy respecting the re-establishment of returned soldiers in civilian life. Such a conference was held in Ottawa in the month of November last year and a system of co-operative activities looking to the assistance of returned soldiers was agreed upon, provision being made that there should be no duplication of administrative functions of the respective Dominion and provincial governments. So far as British Columbia is concerned, the arrangement being entered into sympathetically and with a view to the fullest possible participation in the re-establishment of returned citizens, has been carried out faithfully.

It was understood that a reasonably proportioned number of returned soldiers desired to settle upon agricultural lands. The crying need of the province of British Columbia for increased agricultural production—in order to offset the necessity for importation of household foodstuffs—induced the government to attack the agricultural feature of the re-establishment problem seriously. Pursuant to the conference of provincial premiers already mentioned the legislature of 1919 enacted the "Soldiers' Land Act Amendment Act, 1919," providing for the fitting for occupation of lands, and to grant, on terms deemed advisable, to soldiers or persons other than soldiers "or to any community of persons" . . . subdivisions of land not exceeding 160 acres to each person—for the purpose of enabling any Soldier Settlement Board of the Dominion government to settle soldiers, or settlers, on such lands. The result of this legislation has been

the establishment of a community settlement—composed wholly of returned soldiers—on Vancouver Island, and another at Creston, where nearly 3,000 acres of excellent land are being subjected to cultivation under conditions which promise the most satisfactory results.

Additional to this undertaking the province has set aside certain "settlement areas" in northern and central British Columbia, which, under the provisions of the Land Settlement Act and the administration of the Land Settlement Board, are being taken up by bona fide settlers. The outcome of this first practical attempt at a solution of the agricultural problem of the province promises to be more than gratifying and it is anticipated confidently that the assistance given new settlers will result in a constantly and steadily increasing accession to the agricultural production of the country.

The provisions of the amended Land Settlement Act include authority to take over, at an appraised value, lands acquired by private purchase, the object being to enforce colonization of unoccupied lands in desirable agricultural sections of the province. Under the authority of this Act the province has acquired a large tract of land in the South Okanagan District of British Columbia and is undertaking, as a government measure, a gigantic scheme of irrigation which will bring a large tract under cultivation. Sod has been turned on the great irrigation ditch which is to provide water insuring the fertility of this area and it is expected that 3,000 acres will be ready for occupancy early next year. Returned soldiers shall have preference in the purchase and development of this land and it is expected that the selling price of the land will recompense the government equitably for its credit and outlay.

Industrially, the province is suffering from a decline of the shipbuilding industry, which, with the completion of the foreign contracts for wooden vessels, threatens partial decline. Worthy efforts are being made to perpetuate this industry and co-operative enterprises are being mooted in order to maintain this industry on a permanent basis. These efforts have the cordial endorsation and sympathetic consideration of the government.

The last session of the legislature enacted an Act to establish a Department of Industries and set aside the sum of two million dollars to encourage the development of the resources of the province. Under specified conditions the Act authorizes loans to industries already, or about to be, established, the design of the Act being to assist returned soldiers in initiating industrial undertakings. The Act provides, however, for the investigation of such natural resources as may be promising if developed and the work of the department already is well in hand.

Both commercial and industrial undertakings in the province are conducted on sound business principles. Collections are said to be excellent and a spirit of optimism prevails. The business and professional citizenship of the country have the fullest confidence in the future and on the whole the disorganization of both commerce and industry incident to the prolongation of the war is in a fair way to be overcome.

J. M. Oliver

Practically all of the British Columbia salmon pack for the 1919 season, consisting of 1,393,156 cases and valued at more than $15,000,000, has been sold. Seventy-five per cent. has been exported, principally to Great Britain. Cased salmon is smaller and varying quantities have been shipped from the province to other points in the British Empire and to France, Italy, Greece and several European countries.

ONTARIO

Ontario

By
Honorable
E. C. DRURY
Premier

THE general prosperity of the province of Ontario was well maintained during the past year notwithstanding that our field crops were somewhat below the average owing to unusual climatic conditions in the spring, that the industrial situation was affected by the sudden closing of the munition plants and the demobilization of the army, and that the mining operations were to some extent curtailed on account of labor difficulties. Under the circumstances I regard this outstanding fact as very significant and encouraging. We are passing through a period of readjustment. War prices are still in force. Those of us who anticipate the future realize that normal prices must eventually be restored, approximately at all events, and that the process will be less disturbing to business if we bear that fact in mind.

So far as the province of Ontario is concerned I have unbounded confidence in the future. We have weathered the severest storms without panic or great hardship to our people. Our diversified production, embracing as it does the yield of the farm, the factory, the forest, the fisheries, and the mines, affords a varied and continuous source of wealth and prosperity. Our remarkable position in this respect was well demonstrated by the success of the recent Victory Loan, when the province of Ontario subscribed as much as all the rest of the Dominion combined. Another great tribute to the strength and the soundness of our position is the fact that with a quarter of a million persons suddenly thrown upon the labor market by the conclusion of the war, over ninety per cent. of these have already been absorbed and the market is still calling for skilled and unskilled labor. In fact the demand for labor in almost every line is strong and insistent, except for clerical work. So far as the apprehensions of popular unrest are concerned, I believe there is no real ground for them in the province of Ontario. The people desire, and will have, efficient, economical and public-spirited government, subservient to no class, creed or condition, and guided only by a desire to promote the general welfare.

The government of Ontario, as at present constituted, will adhere to business principles in the consideration and determination of all business matters. We have in Ontario a great heritage, not only in lands and natural resources but in an intelligent, patriotic, industrious and thrifty population, which ensures the prosperity and the permanence of our institutions and inspires us to seek with confidence the achievement of the highest ideals of human progress.

E. C. Drury

ALBERTA

Alberta

By
Honorable
C. STEWART,
Premier

A CAREFUL survey of business conditions in Alberta for 1919 leads to the conclusion that prosperity is a few points below average—i.e., for Alberta. Crops and pasture were below expectations and promise, consequently this condition is reflected in the whole situation.

Spring opened normally with the soil in fine condition for seeding. Crops germinated rapidly and progressed very favorably until the middle of June. From this date until the first week in August was a period of serious drought covering nearly half of the province. The country in the vicinity of Edmonton and the great districts west and north, namely, the Pembina, Grande Prairie, Peace River, Athabasca districts had an abundant rainfall, and splendid crops have been harvested. Hay and fodder is plentiful and a large quantity of grain and fat stock is available for export. The traffic to and from the Peace River and Grande Prairie districts shows an increase of 30 per cent. over the total traffic of 1918.

By the first of August, the feed situation in the drought areas was regarded as serious, both by the government, the farmers and ranchers. The first week of August, however, witnessed drenching rains over the entire province, and in a few days the brown sun-baked plains were green again. This had a most satisfactory effect upon the feed situation, and relieved it beyond all possibility of serious famine. The grain crop, however, was too far advanced when the rainfall came to cause a very great increase in the yield, and as a result the total crop for the province will be below normal for the harvest of 1919.

The feed situation, of course, affected the disposition of many herds in the drought areas, and until the rain came many farmers and ranchers felt that they would be compelled to sacrifice large numbers of their cattle and sheep. Although the situation with respect to feed has been complicated still more by the early set-in of winter, and although there is a great deal of liquidation of herds and flocks, there does not seem to be many serious sacrifices on the part of the owners. The most of the cattle are coming in to the yards in good condition, and are realizing adequate sums for the owners.

A large number of cattle will be sent to the American markets, but their equivalent in money will be left in the country. This does not appear as serious as it might, because of the great increase in the herds of the province during the last four or five years. There is plenty of foundation stock and all breeders and growers look forward with hope to a good season next year.

The coal strike, the difficulties of transportation and a surplus of stocks from 1918, are responsible for a falling-off in the total production of coal for the current year. Production will be about 5,000,000 tons.

The banking and building returns show a gratifying increase over those of 1918, and although the increase is inflated by high prices, the volume of actual business represented thereby is satisfactory and significant of steady progress.

Employment in agriculture, lumbering and mining indicates that these industries can absorb all the labor that is offering. The percentage of unemployment among the skilled trades and general laborers is, notwithstanding the great numbers of men who have returned from overseas this year, well within the safety margin.

Conditions in the rural municipalities show steady improvement in local government and finance. Necessity has led to a clearing up of tax rolls. Receipts are far in excess of those in the so-called boom years before the war, and collections to date during the current year are above those of last year.

An index of the feeling in the country is seen in the extraordinary increase in the number of farmers' sons and daughters who are attending the schools of agriculture. These institutions are full to overflowing, and the principals of each one have scores of applications from young men and young women for next year. The same is true with respect to the attendance at the provincial university. The country districts have sent a large percentage of the eight hundred students now in attendance there.

The dairy industry has seen a successful year, and by the end of the year, Alberta will have produced over 30,000,000 pounds of butter, most of it of the very best quality, even good enough to compete in the European market with the best products of Denmark.

While there are gloomy spots in the picture of Alberta for this year, the whole is brightened by the feeling that the province is now so firmly established that no ordinary crisis will give it a serious setback. Local crop failures may come and go, but the activities of the people are becoming so varied and complex, and the wealth-product exhibited in so many forms, that permanent prosperity is assured.

Chas Stewart

QUEBEC

Quebec

By
Sir LOMER GOUIN
Premier

THE economic situation of the province of Quebec continues exceedingly good. Its progress in all kinds of activity is constant. There have been many seasons of agricultural prosperity, and our farmers have been able to profit by the adundance of their crops to accumulate some savings, to improve their lands and to ameliorate their methods of culture. They have gradually got rid of the mortgages which encumbered their properties, and they are

now living in easy and satisfying conditions, contented with their lot.

Industry is equally prosperous. The pulp and paper business, in particular, develops with remarkable rapidity. New mills are in course of construction, as for example that at Kipawa, where the Riordon Pulp and Paper Company are about to spend $4,000,000, and those at Three Rivers, where the St. Maurice Company is to disburse between 7 and 10 millions. At the same time, old mills are being enlarged, like those at Kenogami, where the Price Brothers Company is about to construct additions and new works to cost between ten to fifteen millions of dollars.

It is true that there are few countries in the world which are so admirably situated as the province of Quebec is for the development and the prosperity of the pulp and paper industry. We have the raw material in abundance; we have expert manual labor in this kind of work; we have numerous and well situated rivers for the floating of logs, and we have considerable water powers, and, as a consequence, we have electric power in profusion. Finally, as a guarantee for the capitalist who risks his fortune in such enterprises, we have the inestimable advantage of being free from socialistic agitations and of having a population which is a respecter of peace, of order and of property.

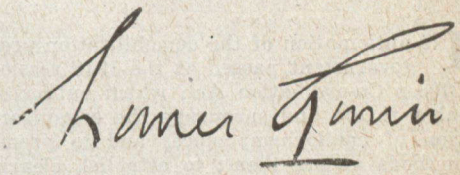

War Time Prosperity Maintained

Commencing in Autumn of 1915, Canadian Industries Have Been Continuously Busy—Next Few Years May See Reaction—Business Conditions Graphically Illustrated—Course of Bond and Stock Prices.

NO setback in the wave of prosperity which has favored this country since the fall of 1915, when the demands of the war upon economic organization began to be felt, has as yet been experienced. The accompanying chart, compiled by Babson's Statistical Organization, Wellesley Hills, Mass., shows that the graph representing bank clearings, commodity prices, and other business indices, continues to move upwards.

Explanation of Chart

In explanation of this diagram, the compilers say:—

"The black areas are formed by combining the plotting figures on bank clearings, new building, failures, commodity prices, railroad earnings, security prices, ratio of bank cash to liabilities, and money rates—subjects which, taken together, make a reliable measure of general business.

"The X-Y line represents the average gain or growth in business. In locating the X-Y line we have assumed that the law of equal and opposite reaction applies to business and economic phenomena just as it does to mechanics, chemistry, medicine and other sciences. In other words, for every degree of over-expansion in business a corresponding rest period or depression must be experienced. The X-Y line, therefore, is drawn to make the two areas of each cycle equal, its trend being determined in accordance with such statistics of growth as are available."

Two Cycles Indicated

There are now two complete cycles on the plot. The first (areas B and C) runs from the end of 1905 to 1908. The second (D and E) runs from 1908 to the latter part of 1915. For the past three years a large area of business expansion has been developing, which indicates that a reaction in trade may normally be expected. The stock line represents the monthly average prices of 10 representative stocks. The bold line on the plot indicates the position of five representative Canadian bonds. The building chart shows clearly the very small amount of private construction which has been done during the war period. Since early in 1919, however, building has revived considerably, the permits for each month showing regular increases.

The course of bond prices has, it will be noticed, followed that of stocks. Some stocks, of course, fell rapidly after the signing of the armistice, whereas bonds, especially public securities, strengthened. From early in 1919, however, up to about August, both stock and bond markets were strong.

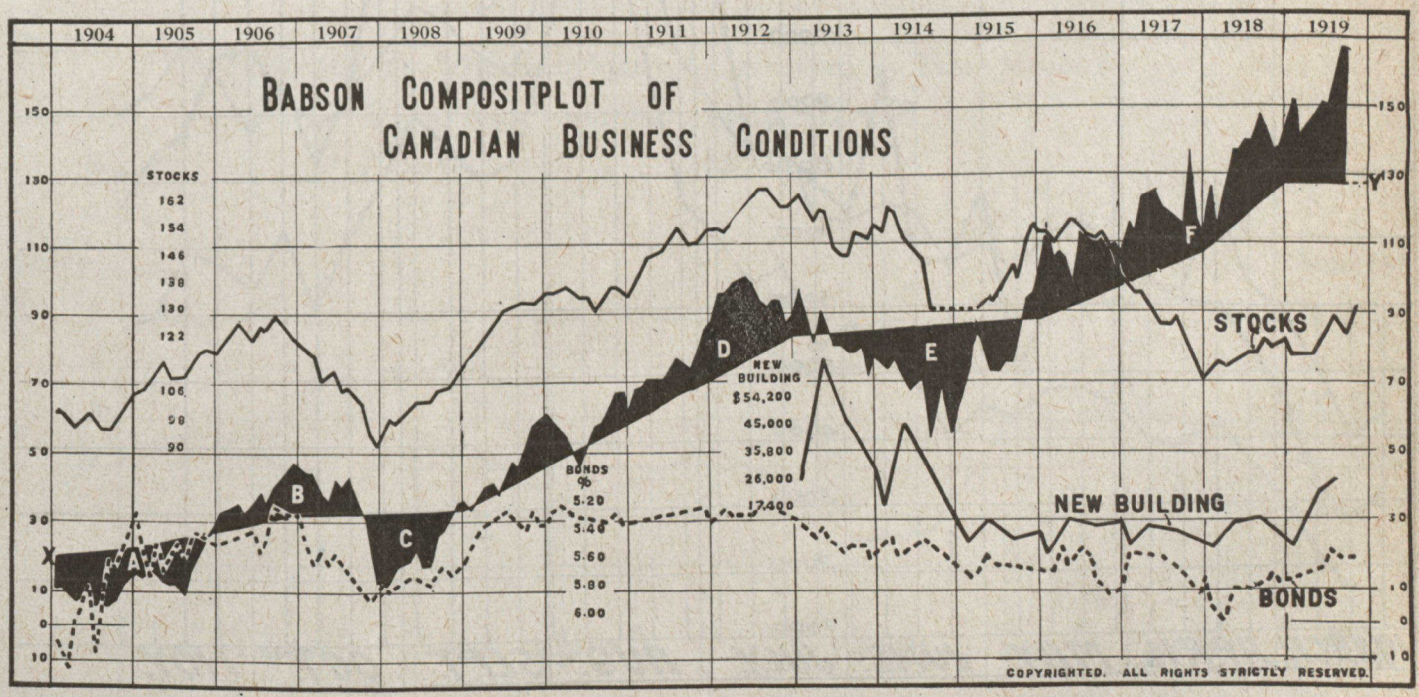

Problems Of The Employment Service

Ninety-two Employment Offices, Under Federal Direction, Replace Twelve Provincial Offices—Two Hundred and Thirty Thousand Positions Filled—How the Employment Service Keeps Posted on Conditions Throughout Dominion.

By BRYCE M. STEWART.

IN anticipation of the demobilization problem the Dominion government passed at the 1918 session the Employment Offices Co-ordination Act, which authorized the minister of labor to aid and encourage the organization and co-ordination of employment offices and to promote uniformity of methods among them; to establish clearing houses for the interchange of information between employment offices concerning the transfer of labor and other matters and to compile and distribute information received from employment offices and from other sources as to employment conditions.

When the Employment Offices Co-ordination Act came into force in 1918 there were about a dozen provincial employment offices in Ontario and Quebec. Since then a system of 92 local offices, extending from Halifax to Victoria, with six provincial and four inter-provincial clearing houses has been established. The offices are distributed among the provinces as follows: Prince Edward Island, 1; Nova Scotia, 5; New Brunswick, 6; Quebec, 7; Ontario, 36; Manitoba, 8; Saskatchewan, 9; Alberta, 7; British Columbia, 13.

From March 1, 1919, when the statistics of the service began to be fairly reliable, until November 29, the number of vacancies notified to the service was 345,277. The number of applications for employment totalled 325,132 and the number of placements made was 238,481. In addition 32,173 placements in casual employment were effected.

The accompanying chart indicates the applications for

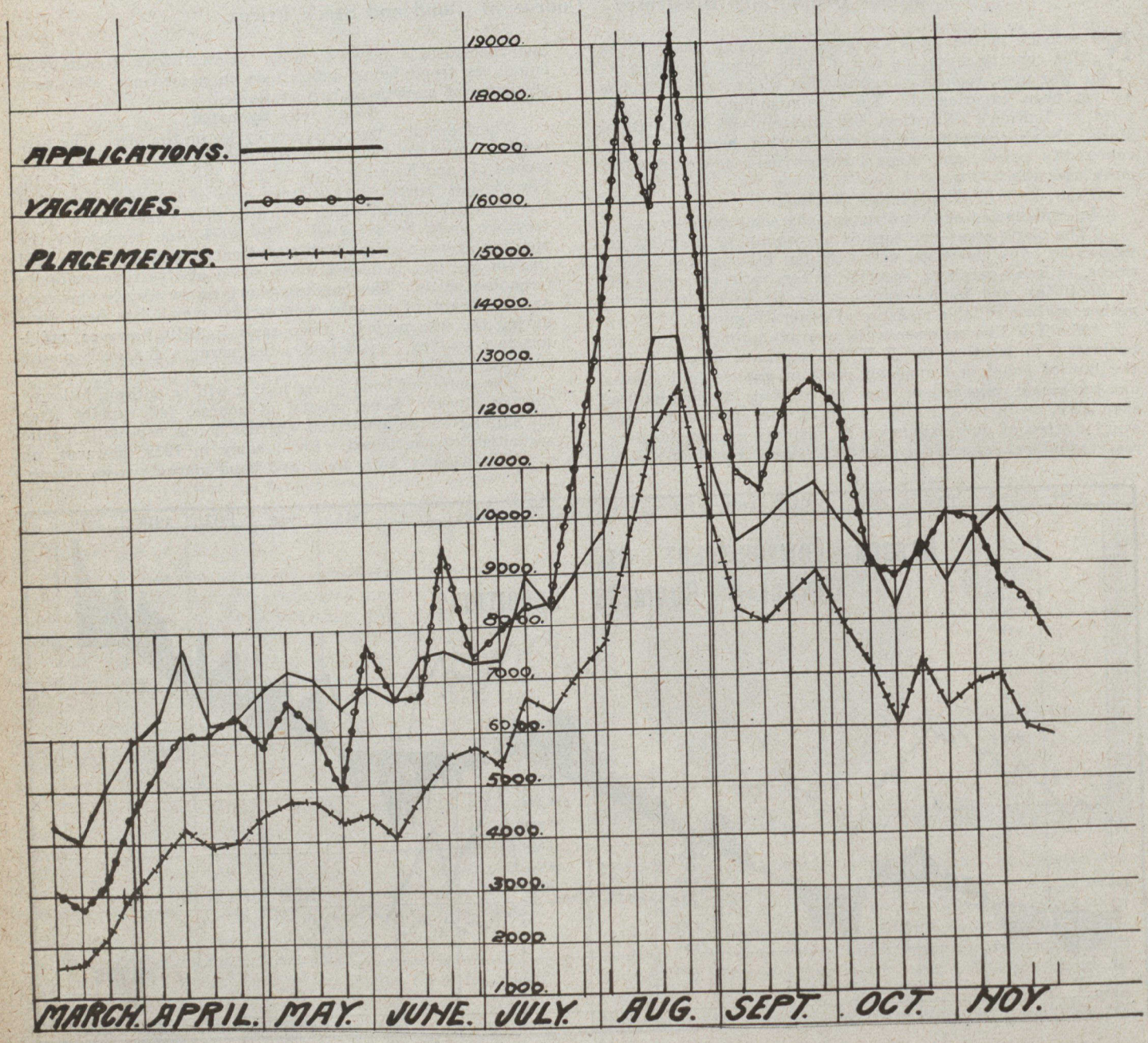

work, the vacancies for workers and the placements made by the Employment Service weekly since the first week in March. The chart indicates that during March and the first half of the month of April applications, vacancies and placements retained a constant relation to one another. After that the vacancies, which we may call the demand, approached the applications, which may be called the supply, more closely. Indeed, toward the end of April the vacancies equalled the applications. This increase in vacancies, however, was largely due to the spring demand for farm help and as the service found it very difficult to persuade workers to leave the cities for farm employment, placements, while they were considerably increased, did not maintain the same relation to vacancies as formerly. About the end of May demand increased sufficiently to exceed applicatons, and except for brief periods in June and July demand continued in excess of supply until the middle of October. In August the demand for harvesters in the west brought the number of vacancies in one week to 19,250; in that week 13,436 persons applied for employment and 12,561 placements were made. This was the record week of the year. From this peak, demand declined until the middle of September when a marked recovery began, due to the early opening of bush operations in the east. In two weeks of October applications for employment slightly outnumbered vacancies and in the second week of November, on account of the release of numbers of men from railroad and construction operations and farm work, supply mounted above demand, where it has since remained and in all probability will remain throughout the winter.

Trade Union Figures

The Employment Service has several indices of employment conditions throughout the Dominion, in addition to the weekly reports of applications, vacancies and placements received from the employment offices. Since 1915 returns have been received from trade union secretaries stating the number of unemployed members in their unions on the last day of the quarter. To meet the needs of the Employment Service, the secretaries were requested at the beginning of 1919 to give this information for the last day of each month, and the percentages of unemployed members reported are shown in the chart herewith, by quarters for 1916-17-18, and by months for 1919. The chart shows the closer application of the labor forces in Canada year by year during the war. From a trade union unemployed percentage of eight on December 31, 1915 (percentage for March, 1916, not available), employment except for seasonal slackness continued to expand, culminating in an unemployed report of only one-half of one per cent. in midsummer, 1918. The chart shows plainly the rise in unemployment following the armistice, when there was added to the usual winter slackness unemployment caused by the cessation of war orders, the demobilization of Canada's army and the general uncertainty in regard to future prices and markets. After registering a trade union unemployment percentage of 5.6 in February and March, the highest since December 31, 1915, the curve of unemployment declined steadily to slightly over two per cent. at the end of September, which may perhaps be considered almost normal in peace times. With the approach of winter the curve had begun to mount slightly, and at the end of October it stood at 2.5 per cent. If the chart is turned upside down, it may be read as an employment rather than an unemployment curve, which in some ways is more satisfactory.

System of Reporting

A system of weekly reports from representative employers of labor in all industries and in all parts of the country is now almost completely organized. At present about 5,000 employers are forwarding information weekly covering approximately 700,000 employees. These employers' reports indicate the number of persons on the payroll at the end of the week and the number anticipated at the end of the next week. They have made it possible during the difficult reconstruction period to keep in touch with the actual and anticipated changes in employment conditions.

As this system of reports was organized during the year, the number of returns varied from week to week as industry after industry was brought within the scheme, and a continuous record of persons employed in identical establishments for any given period cannot be presented as yet. It may be stated, however, that unemployment during the late winter was not as widespread as many had feared and during April and May a considerable rise in the volume of employment was reported. High prices and labor unrest make the recovery less substantial than had been anticipated, and it was midsummer before industry seemed to strike its stride again. From then until November the trend of employment as reported by employers was generally upward, some slackness being reported, however, from the west, particularly in British Columbia. Within recent weeks several declines have been registered.

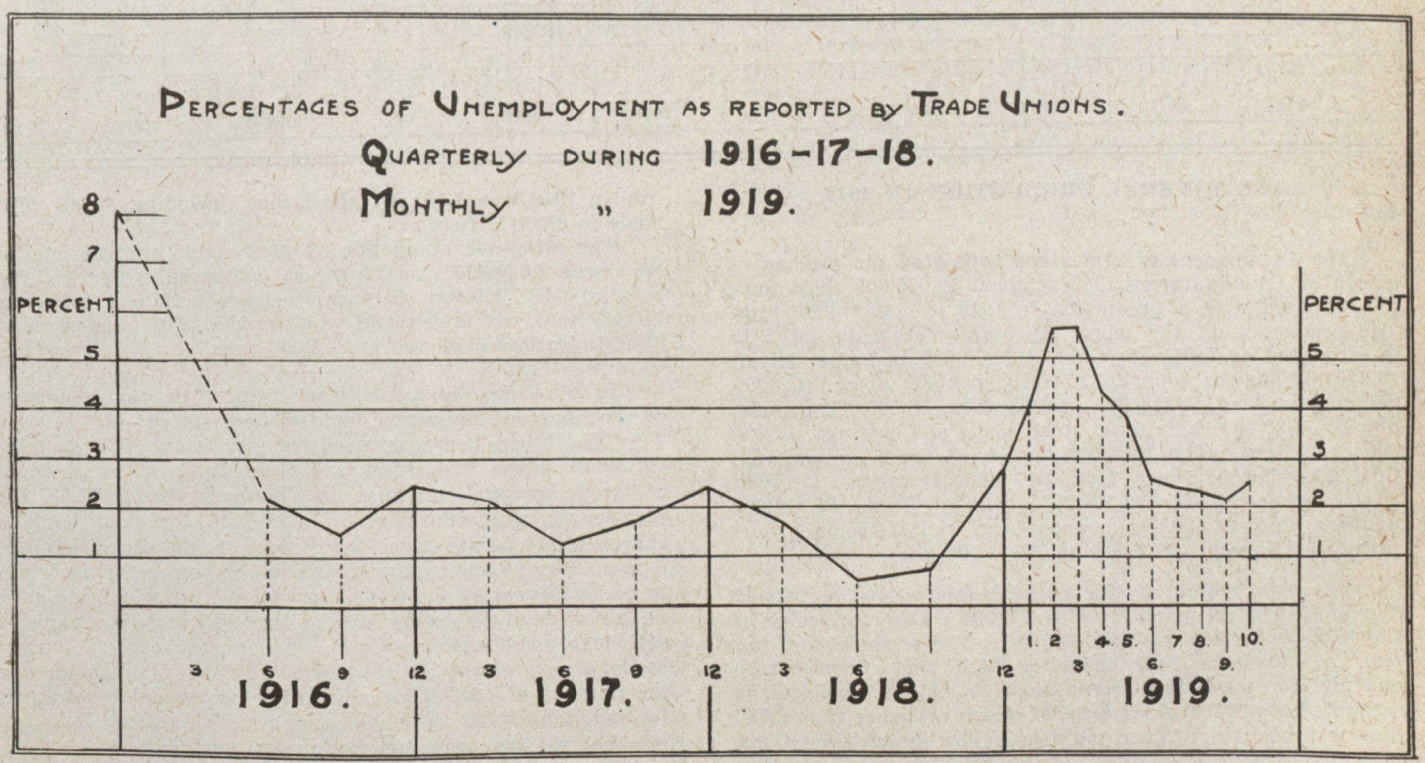

A feature of the employment situation during the year was the recent revival in building operations, despite the higher material and labor costs. In order to keep in close touch with actual and anticipated employment conditions in the building trades, the Employment Service maintains a record of the value of building permits issued monthy in thirty-five of the largest cities of the country. The accompanying chart tells the story of employment in the building industry since January, 1910. The curve indicates the brisk employment of the building boom in the years before the war with its peak in 1912, followed by the slackness consequent upon the almost irreducible minimum of building during the war. The post-bellum revival in 1919 is quite remarkable in its extent, but was tardy in getting under way. The Employment Service experienced great difficulty in meeting the heavy demand for building tradesmen in the autumn months. During the building slackness of the war, building tradesmen were forced to seek other employment and to-day it is impossible to satisfy the demand for these workers despite the fact that the wages nominally at least are the highest the contractors have ever offered.

Year Was Satisfactory

Summing up, all the indices of employment for the year point to the same conditions. Dullness in the first few months due to winter slackness and the necessary post-bellum readjustment in industry, resulted in a greater volume of unemployment than at any time since the winter of 1915-16. While substantial improvement was recorded in the spring, the recovery was not as marked as had been expected, and it was midsummer before industry seemed to have readjusted itself and the country's building and construction program to have gotten under way. Then was set up a heavy demand for building tradesmen of all classes, for tailors, for workers in the garment trades, for cabinet makers, for workers in the leather industry, for experienced hands in jewelry and other luxury trades, for women workers in textile mills, shoe, carpet and clothing factories, and for unskilled laborers for railway maintenance, construction work and farm employment. This demand continued until the late autumn, and it was not until the second week of November with the enforced contraction in outside work that the demand for labor in employment offices fell below the applications for employment. This buoyancy was in evidence particularly in Ontario and Quebec, and the prairie provinces. In the maritimes some unemployment among coal miners and metal tradesmen was registered, and in British Columbia industry, partly on account of demobilization problems peculiar to the province, did not recover sufficiently to take up all the labor slack.

Everything points to the conclusion that the country has come through the year of demobilization remarkably well. At the threshold of 1920 many are asking the question: "Has industry really made its way from war to peace, or was 1919 only the first phase of the readjustment?" Industry will probably answer the question in the new year.

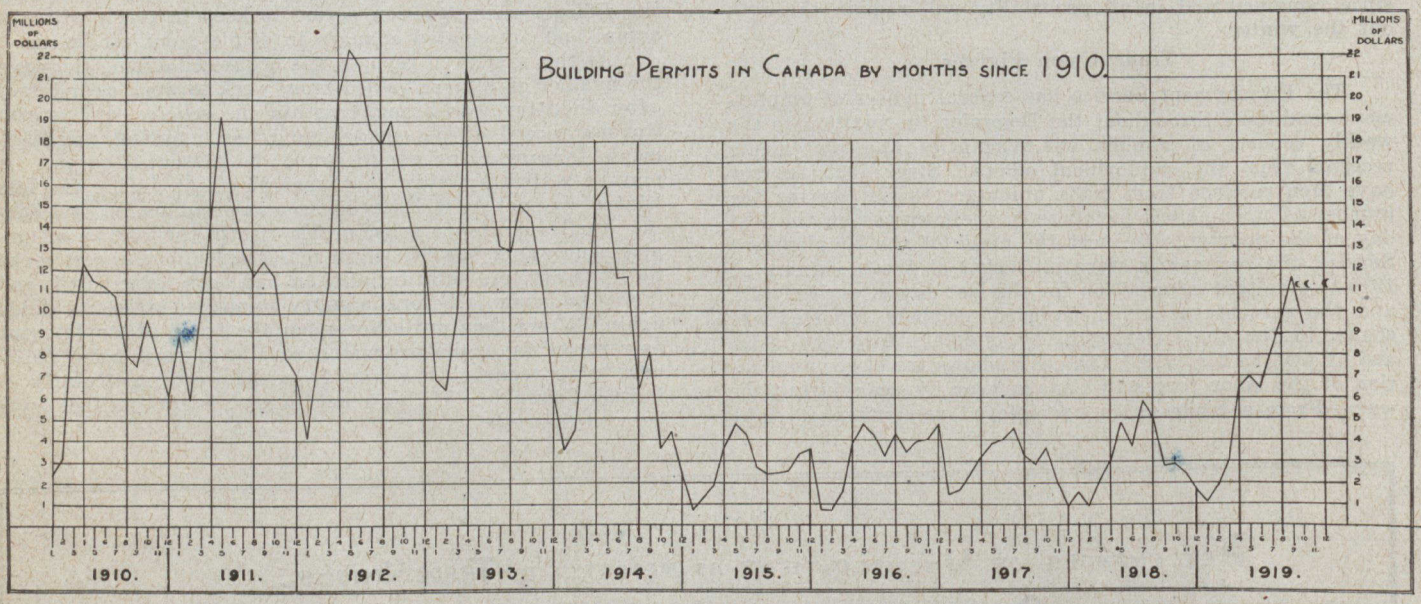

LESS MINERAL PRODUCTION IN 1919

The Department of Mines has estimated the production of coal in Canada during 1919 at about 12,500,000 short tons, as compared with a production in 1918 of 14,997,926 tons. The production of the more important metals during 1919 is estimated as follows: Gold, $16,275,000 in value; silver, 13,500,000 ounces; copper, 81,500,000 pounds; nickel, 43,000,000 pounds; lead, 50,000,000 pounds; zinc, 38,000,000 pounds; pig iron, 920,000 short tons; steel ingots and castings, 1,020,000 short tons. The 1918 production of these metals was: Gold, $14,463,689; silver, 21,383,979 ounces; copper, 118,769,434 pounds; nickel, 92,507,293 pounds; lead, 51,398,002 pounds; zinc, 31,580,800 pounds; pig iron, 1,195,551 short tons; steel ingots and castings, 1,873,708 short tons.

The total value of the mineral production in Canada during 1919 is estimated at $167,000,000. The total value of the 1918 production was $211,301,897. The production of pig iron in Canada in 1919, including both blast furnace iron and pig iron made from scrap metal in electric furnaces, is estimated at 920,000 short tons, of which not more than 8,000 tons was electric furnace pig iron. The production of pig iron in 1918 was 1,195,551 short tons, including 32,031 tons made in electric furnaces.

The estimated production of steel ingots and castings in 1919 was 1,020,000 short tons, as compared with 1,873,708 tons in 1918. Electric furnace steel production in 1918 was 119,130 tons. It is doubtful whether the 1919 production of electric furnace steel reached 15,000 tons.

In a ruling, dated December 24th, 1919, the chairman of the Board of Railway Commissioners stated:—

"The board has considered the substance of the application of James Richardson and Sons, Ltd., re the proposal of the telegraph companies to charge a fee of $2.50 for registering cable addresses. I am of the opinion that the charge is not a rate under the control of this board, because it is a charge made by the telegraph companies for a service to be performed by the cable companies, over which we have no jurisdiction. In other words, the telegraph company is acting to some extent as an agent for the cable company by devising a means by which one or two words may answer the purpose of half a dozen words which would be charged for individually by the cable company. Therefore, I do not see that we have any jurisdiction to interfere."

Work of the Research Council for 1919

Broad Field Covered in Two Years—Has Recommended a National Research Institute—Investigations in Chemistry, Mining, Fuel Supply, Fisheries and Forestry.

By A. B. MACALLUM.

THE activities of the Research Council for 1919 have been exercised on a large number of subjects, only a very few of which may be referred to in the limit of this contribution.

The most important, for the moment, of all these is the establishment for Canada of a National Research Institute. This subject has engaged the attention of the Council during the last two years. This Institute, which it has recommended the government to establish, would be situated at, or near, Ottawa, and in it would centre the direction of the researches which must be undertaken to assist in the utilization of the natural resources of the Dominion and the development of its industries.

Functions of Institute

The Institute would have the functions of a Bureau of Standards like that at Washington, and of an Industrial Research laboratory like the Mellon Institute at Pittsburgh. Institutes, more or less of this type, are in existence in England and Germany, and there are at Washington three bureaus, namely, those of Standards, Mines and Chemistry, on which approximately $5,000,000 are expended annually by Congress, and which are of the very highest service to the nation in the development of its resources and its industries. A National Research Institute, for which over three million dollars have been already obtained, is being established in Japan, and an Institute of Science and Industry is to be founded by the Commonwealth of Australia.

Canada has at present no organization like these, and to equip it to meet industrial competition from abroad and to enable it to pay its debts, the establishment of a National Research Institute is a vital necessity.

The government has not yet adopted the recommendation of the Research Council on this subject, but during the last regular parliamentary session an influential committee of the House of Commons, under the chairmanship of Major Hume Cronyn, investigated the question and presented a report which recommended the establishment of a Bureau of Standards for the Dominion. This report was unanimously adopted by the House of Commons. It is expected that during the coming session the subject will be given further consideration by the same, or a similar, committee, and the council hopes that the first step towards the establishment of this Institute will be taken in 1920.

Industrial Alcohol

Cheap industrial alcohol is a factor in the development of the chemical and other industries of Canada. It was, and is, a great factor in German industry, as evidenced by the consumption there before the war of about 100,000,000 gallons annually, and the amount used in the United States in 1918 was approximately 40,000,000 gallons, while the consumption in Canada in 1917 was under 130,000 gallons a low amount due to the restrictions on the production of industrial alcohol in Canada, which makes the price, at least, 50 per cent. more than what it is in the United States, and more than twice what it is in Great Britain.

The Research Council has made representations to the government, urging the removal of these restrictions, in order that industrial alcohol in Canada will be as cheap as it is in the United States. This will, also, result in the development of an alcohol industry in Canada and the utilization for this purpose of waste material of all kinds, particularly waste wood, of which enough is consumed annually in British Columbia to furnish 50,000,000 gallons, which could be sold abroad, with a return of about $15,000,000 annually. The production of industrial alcohol in Canada thus stimulated would prepare the Dominion for the day, not far distant, when industrial alcohol will replace gasoline as a motor fuel.

Canada has an enormous supply of low-grade, or refractory, iron ores, which could be utilized if cheap and efficient methods of reduction could be found for them. 96 per cent. of the iron ores smelted in Canada is imported, and, in consequence, this means the annual payment abroad of a large sum. The Council has made grants to assist Professor Stansfield, of McGill University to investigate new methods, by electricity and gas, for the reduction of such ores, and it is hoped to achieve results which will encourage the use of Canadian ores.

Utilizing Fish Waste

The fish waste of Canada, on both the Atlantic and Pacific coasts, amounts annually to about 300,000 tons. Fish waste is utilized in the United States and in Europe, but little has been done in this way in Canada hitherto. The Council urged the government to establish an experimental plant at Canso, which would demonstrate the feasibility of utilizing the fish waste which can be collected there, to make food for cattle and hogs, and oil to be used for soap-making and other purposes.

Before the government had given extended consideration to the subject, a private company headed by J. S. Myers, of the Peerless Milling Company of Woodstock, Ontario, stimulated by the representations of the Council on the subject, installed a plant at Canso for this purpose, which is now in operation and beginning to turn out a very acceptable product. The company is largely composed of Americans, but it is hoped that other firms, with Canadian capital, will be organized to engage in this industry, which will mean, eventually, a production of over $5,000,000 a year, at least.

The fish curing industry in Canada is largely run on old-time methods, and, in consequence, the production, except in certain lines, is not up to the standard of that produced in Europe. The Research Council, holding that these methods should be improved and based on scientific principles, made a large grant to investigate the chemistry and bacteriology of fish-curing, the results of which investigation, it is hoped, will place the industry in Canada on a secure basis and will guarantee a product that will, in its qualities, be far in advance of that which obtains in the market to-day. The importance of this may be seen from the fact that the value of the cured fish in Canada to-day amounts to about $4,000,000. If the product could be greatly improved, its market would be enlarged and the value of it would accordingly increase.

Experiments With Helium

The only supply of helium in the British Empire is to be found in the gas wells of Ontario and Alberta. The amount of the supply in Canada is large, and, at least, 12,000,000 cubic feet annually go up the chimneys in Calgary. The Council has made representations to the government, that this supply should be conserved because helium is certain to be of enormous value in the near future. Dirigibles inflated with it are free from the risks that hydrogen, as an inflating gas, entails, and it has 90 per cent. of the carrying power of the latter. It is also certain to be of service in a number of industrial applications, for example, in electric bulbs, and, possibly, also, as a freezing agent when liquefied. The Council made a large appropriation to Professor J. C. McLennan, of the University of Toronto, to investigate the properties of the gas, in order that it may be used to the utmost advantage. It is a subject which has interested very much the staff in the physical laboratories all over the world, and it is now opportune that this investigation be undertaken in a Canadian laboratory.

Western Lignites

Two years ago the Council recommended that the Dominion government should undertake an experimental demonstration of the briquetting of western lignites for the production of a fuel that would be equal in value, ton for ton, to anthracite, over half a million tons of which were then annually imported from Pennsylvania. The lignites cannot be used as such for domestic heating purposes, but the Council held, from an examination of all the investigations that had been previously conducted on the subject, that these lignites could be utilized by carbonizing, and then, with a binder, putting the residue in the form of briquettes.

The government, in conjunction with the governments of Manitoba and Saskatchewan, last year provided a grant of $400,000 for this purpose, and appointed a Lignite Utilization Board, of which R. A. Ross, a member of the Council, was appointed chairman, to carry out the experimental demonstration recommended by the Council. This Board has for the last year been investigating the methods hitherto used, and, after a careful trial, has selected those which it thinks will make the demonstration a thorough success. It is now installing a plant near Estevan, in southern Saskatchewan, which will begin in August next to turn out briquettes at the rate of 30,000 tons a year, which may be sold in Winnipeg at the rate of $9.40 a ton, in contrast with the price for anthracite now sold there at $16 a ton. If this should prove successful, it is likely that many other plants will be erected at various points in Saskatchewan and Alberta, to supply all the domestic fuel that may be needed in Canada, from Fort William to the Foothills. This will result in keeping in Canada about $6,000,000 now spent annually for anthracite from Pennsylvania.

Other Work of the Board

Amongst the other subjects dealt with by the Council may be mentioned: Fuel research for Alberta; the establishment at Ottawa of a central information bureau on the natural resources of Canada; reforestation in Canada; the flotation processes in the separation of Canadian ores by waste oil from wood distillation; the breeding of a new variety of wheat for the western provinces; the utilization of ultra-violet rays in catalysis; investigations on signalling in fogs; and the chemistry of the bitumen of the tar sands of Northern Alberta.

STATISTICS OF CANADIAN DEVELOPMENT

Phenomenal Increase in Canadian Trade—Bank Figures Continued to Grow in 1919—Volume of Financing Illustrated

FIGURES given below, compiled by *The Monetary Times*, illustrate Canada's economic progress during the past decade. Some of the figures for 1919, such as building permits and price index numbers, were not available in complete form for this number, but will be given in later issues of *The Monetary Times*.

TABLE 1—TRADE OF CANADA*

Fiscal year.	Exports of Canadian produce.	Exports of foreign produce.
1906	$ 235,483,956	$ 11,173,846
†1907	180,545,306	11,541,927
1908	246,960,968	16,407,984
1909	242,603,586	17,318,782
1910	279,247,551	19,516,442
1911	274,316,553	15,683,657
1912	290,223,857	17,492,294
1913	355,754,600	21,313,755
1914	431,589,658	23,848,785
1915	409,419,503	52,023,673
1916	741,610,953	37,689,432
1917	1,151,461,855	27,835,332
1918	1,540,318,069	46,142,004
1919	1,207,613,806	52,321,479

*Merchandise only.
†Nine months.

TABLE 2—TRADE OF CANADA*—(*Continued*)

Fiscal year.	Imports for consumption.	Total trade of Canada.
1906	$ 283,282,204	$ 529,940,006
†1907	249,737,874	441,825,107
1908	351,879,955	615,248,907
1909	288,217,515	548,139,881
1910	369,815,427	668,579,420
1911	451,745,108	741,745,318
1912	521,448,309	829,164,460
1913	670,089,066	1,047,157,421
1914	618,457,144	1,073,894,368
1915	455,446,312	916,888,821
1916	507,817,159	1,287,117,229
1917	845,356,306	2,024,567,406
1918	962,543,746	2,548,713,538
1919	916,443,432	2,176,378,717

*Merchandise only.
†Nine months.

TABLE 3—BANKING STATISTICS

Oct. 31.	Total assets.	Paid-up capital and Reserve.
1910	$1,260,755,709	$ 176,889,102
1911	1,381,280,989	199,582,373
1912	1,521,105,096	218,773,578
1913	1,575,550,980	226,966,252
1914	1,577,919,069	228,245,019
1915	1,657,256,962	226,738,438
1916	1,968,940,288	226,053,811
1917	2,244,878,054	225,187,422
1918	2,638,839,732	217,712,095
1919	2,967,598,848	241,152,863

TABLE 4—BANKING STATISTICS—(*Continued*)

Oct. 31.	Deposits on demand & after notice.	Circulation.
1910	$ 829,855,337	$ 95,992,866
1911	918,404,607	105,855,021
1912	1,023,912,500	110,696,877
1913	1,011,367,714	118,234,359
1914	1,008,539,512	123,744,682
1915	1,093,379,043	122,782,233
1916	1,303,527,638	145,031,667
1917	1,480,849,299	195,298,212
1918	1,720,735,625	232,438,622
1919	1,968,027,027	242,509,573

TABLE 5—BOND SALES

Year.	Sales in Canada.	Sales in U.S.
1910	$ 39,296,462	$ 3,634,000
1911	44,989,878	17,553,967
1912	37,735,182	30,966,406
1913	45,603,753	50,720,762
1914	32,999,860	53,944,548
1915	114,275,214	178,606,114
1916	102,938,778	206,943,764
1917	546,330,714	174,708,365
1918	727,446,361	33,310,000
1919	705,385,419	199,446,670

TABLE 6—BOND SALES—(*Continued*)

Year.	Sales in U.K.	Total bond sales.
1910	$ 188,070,128	$ 231,000,590
1911	204,269,143	266,812,988
1912	204,236,394	272,937,982
1913	277,470,780	373,795,295
1914	185,990,659	272,935,067
1915	41,175,000	335,106,328
1916	5,000,000	356,882,542
1917	5,000,000	726,039,079
1918	14,600,000	775,356,361
1919	5,105,133	909,937,222

The sales in the United Kingdom since 1915 have nearly all been refunding issues.

Growth of a National Economic Policy

Farmers' and Labor Movements are Outstanding Questions of the Day—Assistance to Urban Industry Has Increased Rural Depopulation—Credit Must be on Sounder Basis and Borrowing for Current Needs Must Stop.

By. W. W. SWANSON.

IN many respects Canada finds itself in a fortunate and favorable economic condition as compared with other nations of relatively equal industrial and financial power, but it is impossible to deny that there are grave and disturbing factors in the present situation. The country has discounted the future to a dangerous degree, and it is as futile as it is idle to attempt to disguise the patent facts. It is, as the economists say, the "putative" income of the Canadian people that is meeting the present requirements of the federal and provincial treasuries—an income that may never be earned unless agitation and class jealousies and rivalries give way to united and intelligent economic effort on the part of every worker within the Dominion. The free flow of money, and the favorable market conditions created by the war, have blinded many laborers and producers to the fact that the time to repair the waste and wreckage of the war years is at hand, and that the only manner by which it can be done is by following the road of economy and hard work.

It is scarcely necessary to survey the present financial and economic situation in Canada to make this point clear. The national debt has increased by leaps and bounds until it now amounts to approximately two thousand million dollars. To cover current annual requirements almost four hundred millions will be needed—or a per capita tax of fifty dollars if the borrowing process is ended, as it ought to be ended. In the midst of all this, there are placed to the fore claims based on class-consciousness and even greed. The duty of the hour is to hammer out a program that will harmonize the claims of all classes, and unite their efforts to serve the common good. It is a sheer waste of time and energy to indulge in the mere luxury of deciding which class or group has reaped an unearned increment in the past. The time for reconciliation and action has come. The difficulties that confront Canada are so threatening, and so urgent is their demand for a solution, that it is imperatively important to attempt to find that solution; and to find it, moreover, in an atmosphere of tolerance and goodwill.

Farmers' Movement Has Sound Basis

There are two problems confronting Canadians to-day, of the first magnitude—the agrarian question, and the demands of labor. In some respects it was inevitable that the coming of peace should force to the front issues that create class antagonisms, but that gives no good ground for accentuating such differences as exist. Indeed, it may be affirmed that the only wise and fruitful way to proceed is to attempt to satisfy legitimate demands wherever and whenever these arise. This holds good for the demands of all classes, and especially for the great agrarian class, upon whose prosperity depends the welfare of the entire state. This attitude is the only sound one to assume, even if those demands appear, at first glance, selfish and extreme. It is futile to label as "populism" the program and policies of the farmers of the present day. While certain elements among them may run to extremes, it is well to keep in mind that the farmers, as a political body, are ably and sanely led.

What lies behind this agrarian movement in Canada? The demands for fiscal reform are based upon something more than any merely selfish class-conscious appeal. The census of 1911 shows not only a relative, but an absolute, decrease of the rural population of the maritime provinces and Ontario, while rural Quebec gained only 39,951, as compared with an increase of 314,383 in the population of the urban centres. According to census returns for 1916, the percentage of rural, as compared with urban, population in the western provinces indicates a steady decline. In 1901 the rural population was 75.39 per cent. of the whole, as contrasted with 64.31 in 1916. Bearing in mind that there has been an absolute increase in the population of Saskatchewan during the past decade, it yet remains significant that, during the period 1911-1916, the percentage of rural population to the whole has decreased from 84.37 to 72.79. It seems just to conclude that, in view of the fact that only about 15 per cent. of the available arable lands of the west are under cultivation, there is something decidedly wrong with an economic system that induces such results.

Isolation Injures Agriculture

From first-hand investigation of the facts, and discussion of the problem with professional and business men, as well as with farmers themselves, the writer is forced to the conclusion that the greatest menace to the settlement of the idle lands of the west, and to the retention of settlers on the lands that are taken up, is isolation. This single, simple fact disproves the contention so often made in the east, as well as elsewhere, that scientific farming, greater production and the like, are the best available methods for keeping the people on the land. Increased production, particularly in terms of dollars, is of paramount importance, to be sure; but it is sufficiently clear that bigger production merely adds to the menace of isolation, if it comes through better farming and a more intensive utilization of labor. If the same labor, with better methods and machinery, can make two blades sprout where one grew before, then a proportionately smaller number of farmers will be required to till the land. With every increase in the use of machinery, and with each added item of capital equipment, the workers diminish in number and isolation becomes more acute.

From this it follows that a premium must be placed upon agriculture, as compared with industry in the urban centres, if the vast vacant spaces in the west are to be occupied and the home market—the richest market—developed for Canadian manufacturers. To be more concrete: An automobile on every farm in the west, particularly where there is a family, and a gramophone in the home, with access to other comforts and conveniences, will do more to destroy isolation than anything else of which the writer is aware. Add to these the installation of the telephone; rural mail delivery; "travelling" libraries; community churches and consolidated schools, and the most powerful forces are thereby marshalled to make it worth while for the farmer to remain on the land. And without these—without some sort of premium to offset the menace of isolation—the rural population of the west, more notably, will continue to be a drifting one. It must always be kept in mind that there is no greater danger to good farming than precisely this tendency on the part of the agricultural population to "drift." It retards community development and encourages those methods of production that result in exploitation of the natural resources of the soil.

It would be useless to deny that the premium upon productive undertakings, insofar as there has been such, has hitherto been found anywhere rather than in farming. The laborer has migrated to the town and city, not so much to obtain better wages—although he has generally received such—as to derive certain unmistakable social advantages. Man is a social animal; and the agrarian worker keenly feels the lack of educational and other advantages at present to be had in urban centres alone. To give the agricultural workers command over the finer and nobler things in life, it is essential to place a premium upon farming, in terms of

dollars and cents, as well as in the manner described. And some of the articles necessary for famiy well-being on the farm may not be classed as "luxuries"—the automobile, for instance—despite the urgent need for economy and thrift.

Taxation Is Main Issue

If the above analysis holds good, one can readily understand the impatience of the agricultural class, particularly in the west, with the present scheme of taxation under which the major part of the revenues are derived from taxes levied upon consumption. The farmers are incensed, because they feel convinced that a premium is placed upon urban production, where it is least required; whereas their industry is penalized. They object to a system of taxation that places a burden upon the machinery and tools they require in the productive process, and that once more in the form of consumption taxes mulcts them of a considerable share of their income. In lieu of present customs duties, therefore, in large measure they would rely for revenue upon direct taxation. The farmers' platform, as approved by the agrarian interests in general, advocates a direct tax upon personal incomes; a graduated inheritance tax upon large incomes; a graduated inheritance tax on large estates; and a direct tax upon the unimproved values of land, as well as a tax upon all natural resources. This, along with a comprehensive program of public ownership, would involve the making of radical changes in the productive and distributive processes.

The organized farmers are avowedly ready for the adoption and application of these new principles in our national economy; and are prepared to convince the rest of the nation of their inherent soundness and justice. Mr. W. C. Good, for example, in his recent work, "Production and Taxation in Canada from the Farmers' Standpoint," draws a black picture of rural stagnation and decay, both with respect to the quantity and the quality of the population. In his judgment the scientific application of correct economic principles to agriculture is of even greater significance than scientific farming. In his analysis of Canada's economic problem the chief defects are to be found in an over-development of factories, railways and other "capitalistic" equipment, in comparison with the basic industry—agriculture—upon which ultimately the successful functioning of the former depends. From a study of census returns Mr. Good reaches the conclusion that manufacturing, with a capital investment in 1900-1914 of $1,500,000,000, yielded a surplus profit of $260,000,000, while during the same period agriculture, with an investment of $5,000,000,000, involved a deficit of $110,000,000 if ordinary wages are allowed. Both Mr. Good's analyses, as well as the data furnished by the census returns, are open to doubt; but there is no room for doubt that agriculture, in ante-bellum days, afforded a precarious and meagre livelihood, particularly in the western provinces.

Farmers Are Now Capitalists

On the other hand, it should not be overlooked that the farmers of Canada are in possession of an immense volume of capital, much of wihch is the direct product of labor. Many of the farmers in pioneer days, both east and west, bought their land with the product of labor, and thus raised themselves out of the wage-working class. Artisans and unskilled workers in general have no similar command over capital; although but a few years since many farmers, especially in the west, were members of the employed class which they have left behind to become, in turn, proprietors. It is also but fair to say that farmers as a whole have never been more prosperous than they are to-day.

There is a tendency in some quarters to urge farmers to insist, for the future, upon joint action in the marketing of their products—to dispose of their wheat, for example, through a permanent wheat board. It is said that price-fixing is the general rule and not the exception elsewhere, and that monopoly is absent from the marketing of agricultural products alone. But while retail prices appear to be fixed, stocks of goods will remain unsold that are not adjusted in price to the demand. The merchant, in truth, must be a shrewd student of market conditions if he hopes to succeed. In the same way farmers through their various co-operative selling agencies study the markets in an attempt to get top prices. It is doubtful whether any board, under normal conditions, can obtain better prices for wheat or any other product produced under like circumstances, than are secured by commission men in the open competitive markets of the world. That does not mean that economies in distribution are any less important, however, than cutting the costs of production.

Present Prosperity Unparalleled

Although much is heard of "monopoly," as the cause of the prevalent political unrest among farmers, there is no comparison between the present level of well-being—even garnting the all too evident effects of trusts, mergers and combines in our economic life—and that obtaining a generation and less ago. Time was when wheat was selling on Canadian and American farms at 50 cents a bushel; when hogs brought 3 cents a pound and cattle about the same. There are many who recall the "golden age," when butter was sold by the farmer's wife at 8 cents a pound, and eggs at 8 cents a dozen. It was at this period in the agricultural development of the continent that the Farmers' Alliance in the United States secured hundreds of thousands of adherents, who voted for the free coinage of silver and an increase in paper money issues. The political movement among the farmers at the present time, therefore, is occasioned by quite other conditions than those obtaining when populism swept the west and the working classes in the United States demanded more and cheaper money.

During the war years conditions have changed for the better for the Canadian farmer; and the plain, unvarnished truth is that he wishes to hold, in so far as it may be legitimately accomplished, his gains. And why not? It is a legitimate aspiration. The farmer is willing to work hard, and to work efficiently and well. One hears from him little or no talk concerning an "eight-hour day." During the war years the farmer has received as much as $100 for the meat value of a discarded dairy cow; and for a good beef animal he has got as much as a team of horses would have fetched a few years ago. A fairly good yield of oats brought, per acre, from $45 to $60; and $45 to $50 for barley, corn and wheat. True, partial harvest failures tend to reduce agricultural returns; and in some sections of the west farmers have been brought to the brink of ruin because of unfavorable conditions occasioned by drought, grasshopper plagues and the like. Nevertheless, agrarian workers have tasted prosperity, and are determined to continue it, if it lies within their power. The pressure of poverty can not be blamed for the revolt against the present economic and fiscal system in Canada. It is well that such is the case, for the movement thereby loses its strictly class-conscious appeal.

Dense Population Not Desirable

Agitation in itself will accomplish little or nothing in raising or maintaining the standard of living on the farm, unless the objects sought are clearly kept in view. In our judgment the great menace to the successful settling of the land, as stated above, is isolation. It must be granted that not for many years to come, if ever, will the density of population on Canadian and American farms—particularly in the west—be equal to that in Belgium, Denmark, Holland, Germany and other European countries. The reasons are obvious: We are not driven to it by the pressure of population; hired labor here gets from two to three dollars a day instead of forty cents, as in Europe; and land is relatively so abundant that the per capita product in terms both of material and value is much higher than in Europe. Extensive, and not intensive, cultivation must be followed in the west for years to come. The small farm there is an economic impossibility; and that fact in itself makes for isolation. The drift of population in Canada is toward urban centres, which makes it imperative to place a premium upon agriculture—to give the rural population certain terms that will counterbalance the greater drawing power of city life. These terms will be discovered largely in extending still further to agriculture credit facilities; in removing griev-

ances, to the extent that they actually exist, in connection with excessive interest rates; in providing better facilities for the shipping and storing of grain and other farm products; and in reducing the "overhead" expenses of the farmer by preventing the undue multiplication of middlemen. Research and cool thinking along these lines will prove a thousand times more effective than the attempt to apply a panacea on a wholesale scale—such, for example, as the panacea of a tax upon ground rent, urban and rural.

With respect to the fiscal reforms advocated by the organized farmers, there is much to be said in their behalf. The emphasis placed upon the need for greater production is sound and admirable. It is the chief weapon in the nation's arsenal wherewith to reduce the high cost of living. Canada's fiscal system must be readjusted to bring about this essential result. The high cost of living forces upon labor continual demands for more wages; and the granting of necessary increases pushes costs of production and hence prices skywards. To place farming and other basic industries of Canada upon a firm and normal basis, it is imperative to speed up production on the one hand, and to deflate currency and credit on the other. Only by increasing the volume of traffic on our railways may we face the financial aspect of the railroad problem with confidence. For, let it not be forgotten that high prices—which brought many other industries prosperity—laid a heavy burden upon the railroads. A larger volume of traffic will not merely stabilize rates, and hence keep the cost of production in industry and farming down, but it will put an end to relying upon general taxation to make good railroad deficits.

Borrowing Overdone

But increased production is demanded above all else to bring to an end the financing of the current requirements of the nation by the easy, but fatal, policy of raising loans. Not only the organized farmers, but the saner elements everywhere, are doubly justified in the demand that excess profits and large incomes, wherever these may emerge, be forced to yield a return to the treasury according to faculty or ability to pay. This is not class legislation; for agricultural wealth and the income derived from farming stand ready to pay their fair share. Under the present scheme of taxation, whereby the greater part of the annual revenues of the state are raised by taxes laid upon consumption, farmers insist that they pay too large a proportion of those revenues, inasmuch as they comprise five-ninths of the population. Ability to pay can not be reduced to a population basis, but must be considered with reference to income. The income of the Canadian people is estimated at $2,400,000,000 annually; and the real problem confronting our people and government is how to increase that income, in the face of rising costs of production induced by heavier taxation, among other causes. This will involve a radical readjustment of the protective tariff. As, however, the policy of protection can not be abandoned over night, even granting the will for its accomplishment, such changes as are determined upon should be brought about by agreement of all concerned, after an exhaustive study of comparative costs at home and abroad. Such an investigation should cover agricultural as well as manufacturing costs.

War-time control of industry in the United Kingdom, the United States, Canada and elsewhere, has demonstrated that economic laws can not be flouted, any more than other laws, without disastrous results. Where success has been achieved it has been through taking into account those business and human factors that operate silently, for the most part, but with relentless certainty. One fact in the experience of the past five years stands out above all others—that to obtain the efficiency desired, to eliminate wastes of capital and labor power, it is imperative to recognize the group interests of the entire nation. The first step in economic and social progress, therefore, is to discover those group interests, and then forge a national policy that will be impartially administered in the spirit of service to all.

In simple truth the farmer, the manufacturer, the wholesaler, the distributor and the laborer—one and all—must be got "into the game." There are common interests to be served. A higher standard of living for the workman and the farmer, with increased efficiency, means a widening of the market for manufacturers and distributors, a greater volume of output, and a steadier and surer market. That higher standard of living can come only through speeding up production, thus taking inflation out of credit and prices. Cheaper goods will aid enormously in stabilizing wages, and so in getting costs down to a normal basis. Credit, prices and production are upon wholly artificial levels in Canada to-day; and nothing enduringly good can be accomplished in the sphere of national economy until group interests are recognized and fused in a policy making for the common good.

IMMIGRATION SHOWING RAPID INCREASE

Many More People Came to Canada in 1919 than in 1918—Immigration from United Kingdom Increased Twenty Fold—More Homestead Entries

By W. D. Scott

THERE is good reason to believe that immigration to Canada during 1920 will be much greater than in any year since the beginning of the war. This is based on several well-grounded facts; the first and more important being the wonderful stand that Canada took in this great struggle, and the remarkable magnitude of all her resources during the trying period of the war. Loan after loan was negotiated, each one greater than the former, and the sustaining influence of these and the credit thus given to the Empire showed her in outstanding colors. In this she aroused the admiration of the world, and by it she was brought before the eyes of the public in a way that led to the conviction that there must be resources in Canada greater in extent than the world had yet been apprised of. This led to inquiry from every part of the globe as to our lands, minerals, timber, industries, fisheries, shipping and agriculture.

Probably the most important of the inquiries are those which refer to agricultural lands, the knowledge of Canada's riches in these having been greatly awakened during the last few years and only awaiting the close of the war for a hitherto unachieved development in occupation. Agriculture will bring a greater number to Canada than will any other class of industry. While the rebuilding of devastated portions of Europe will occupy the attention and give occupation to a large number, there remains the fact that many, with the wanderlust, easily understood, will seek a country where they may forget the scenes through which they have passed, and Canada will receive many of the most desirable of these. Only desirables will be admitted, the revised Immigration Act having fully provided against the entrance of others.

Good Class From United States

From the United States there will come an excellent class of settlers, greater in number than for some years past. They will bring with them large amounts of capital for investment in farm lands in western Canada, furthering production on our fertile prairies. Western Canada lands have increased in value, but nothing in proportion to that at which lands in the United States are selling to-day. We will see the man who has sold his Iowa farm for $400 per acre crossing the line into Manitoba, Saskatchewan or Alberta and purchasing land for himself and his sons, three or probably four or more of them, at a tenth or an eighth of the figure at which he sold. They are now coming.

But immigration to Canada will not be confined to those who go upon the land. Other industries will grow. Manufacturing will develop, and many new lines at present unknown to Canada will open up, and these will not only give employment to the unemployed here, but attract those from the outside. The year 1920 will see these predictions fulfilled, or on the way to fulfilment, and are but the gateway to greater development in following years.

Figures of immigration and homestead entries are given on page 26 of this issue.

IMMIGRATION INTO CANADA, 1917-19

(Figures furnished to "The Monetary Times" by Mr. W. D. Scott, Superintendent of Immigration, Ottawa.)

Statement of Immigration to Canada during the Fiscal Year 1918-19, compared with that of 1917-18.

Month	1917-1918				1918-19				Percentages of Increase and Decrease
	British	United States	Other Countries	Totals	British	United States	Other Countries	Totals	
1918									Decrease
April	129	14,409	402	14,940	430	6,310	383	7,123	52 per cent.
May	134	10,496	613	11,243	269	4,554	438	5,261	53 "
June	138	6,801	461	7,400	157	3,277	461	3,895	47 "
July	197	5,169	423	5,789	305	2,719	444	3,468	40 "
August	209	5,715	414	6,338	199	3,610	706	4,515	29 "
September	341	5,377	371	6,089	282	2,835	344	3,461	43 "
October	376	5,072	438	5,886	616	2,194	626	3,436	42 "
November	168	4,369	252	4,789	600	1,796	799	3,195	33 "
December	494	3,233	393	4,120	634	2,226	576	3,436	17 "
1919									Increase
January	120	2,486	254	2,860	1,810	2,085	738	4,633	62 per cent.
February	26	2,249	266	2,541	1,170	2,641	805	4,616	82 "
March	846	5,938	295	7,079	3,442	6,468	753	10,663	51 "
Totals	3,178	71,314	4,582	79,074	9,914	40,715	7,073	57,702	27% decrease

Statement of Immigration to Canada, during the period, April to October, 1919, compared with that of the corresponding months of 1918.

Month	1918-19				1919-20				Percentages of Increase
	British	United States	Other Countries	Totals	British	United States	Other Countries	Totals	
April	430	6,310	383	7,123	3,244	7,524	500	11,268	58 per cent.
May	269	4,554	438	5,261	4,534	5,198	465	10,197	94 "
June	157	3,277	461	3,895	2,601	4,707	505	7,813	101 "
July	305	2,719	444	3,468	5,998	4,450	629	11,077	219 "
August	199	3,610	706	4,515	9,428	5,149	583	15,160	236 "
September	282	2,835	344	3,461	7,792	4,852	775	13,419	288 "
October	616	2,194	626	3,436	9,394	4,069	949	14,412	319 "
Totals	2,258	25,499	3,402	31,159	42,991	35,949	4,406	83,346	167 per cent.

HOMESTEAD ENTRIES IN CANADA, 1898-1919

Years	Total entries	Entries by English	Entries by Scotch	Entries by Irish	Entries by Americans	Entries by Continental Immigrants
Calendar Year						
1898	4,848	489	161	75	581	1,270
1899	6,689	578	192	97	1,064	1,796
*1900	7,426	350	95	50	833	1,643
Fiscal Year						
1901	8,167	659	182	99	2,026	1,866
1902	14,673	1,096	300	184	4,761	2,653
1903	31,383	2,816	724	336	10,942	7,260
1904	26,073	3,486	911	267	7,730	4,909
1905	30,819	4,284	1,225	421	8,532	4,999
1906	41,869	5,897	1,657	543	12,485	5,955
†1907	21,647	3,032	807	252	6,059	2,951
1908	30,424	4,840	1,026	339	7,818	5,373
1909	39,081	5,649	1,310	506	9,829	7,265
1910	41,568	5,459	1,326	546	13,566	6,896
1911	44,479	6,161	1,291	492	13,038	8,793
1912	39,151	5,739	1,041	476	10,978	9,044
1913	33,699	4,452	836	307	8,895	7,757
1914	31,829	3,894	966	400	7,293	8,139
1915	24,088	2,974	800	363	4,334	6,881
1916	17,030	2,374	700	314	2,435	3,899
1917	11,199	1,469	496	194	1,734	2,132
1918	8,319	888	285	142	2,094	1,094
1919	4,227	639	182	87	876	447
‡1920	5,203	968	292	117	1,062	451

* Six months ended June 30th. † Nine months ended March 31st. ‡ 7 months to October.

Two Important Sessions of Parliament

Government Railways Combined and Acquisition of Grand Trunk Authorized — Large Appropriations for Housing, Highways, Education and Soldiers' Civil Re-establishment—Handling the 1919 Grain Crop—Matters to be Dealt With at 1920 Session.

By ARTHUR R. FORD.

DURING the past year there were two sessions of parliament, both of which were marked by the passing of legislation of more than ordinary importance to the business and financial world. The first session opened February 20th, and adjourned immediately out of respect for the memory of the late Rt. Hon. Sir Wilfrid Laurier, until February 24th. The address in reply to the speech from the throne was moved by Major D. L. Redmond, of Calgary, and seconded by Capt. R. J. Manion, of Fort William. The debate which followed was not concluded until March 17th.

From the standpoint of the business world two of the most important measures of the session were the bills creating a Board of Commerce and the bill under which it operates, called the Combines and Fair Prices Act. The Act creating a Board of Commerce had its origin in the recommendation of a committee appointed during the session to inquire into the high cost of living. The board was empowered with the general administration of the Combines and Fair Prices Act, passed at the same time. By the provisions of this Act the board is empowered and directed to restrain and prohibit the formation and operation of combines.

Grain Act Amendments

Several amendments to the Canada Grain Act were introduced by Hon. A. K. Maclean, two of which were of unusual importance to the grain trade. One provided for the creation of a board of appeal in Western Canada to replace a board of surveys which has hitherto heard appeals from inspectors of grain. The other important feature is that providing for the restriction of overages at terminal elevators. It reduces the overages which may be taken to one-quarter of one per cent. of the gross amount of grain received in elevators during the crop year. The surplus is to be sold annually by the board of grain commissioners, and the proceeds paid to the board for the purpose of meeting the cost of administering the Act.

The Budget

The budget speech was delivered by Sir Thomas White on June 5th. The government's tariff proposals which were adopted provided for the entire repeal of the British preferential tariff rate of five per cent., and for a partial repeal of the intermediate and general tariff rate of 7½ per cent. imposed as a war measure in 1915. The budget provided for the free importation into Canada of wheat, wheat flour and potatoes from countries which do not impose a customs duty on such articles grown and produced in Canada. There was a reduction of five cents per pound in the British preferential, intermediate and general tariff rates on roasted or ground coffee, and three cents per pound under the British preferential tariff on British-grown teas. The budget provided for a total reduction, including the 7½ per cent. war duty under the general tariff from 27½ per cent. to 15 per cent. on: cultivators, harrows, horse-rakes, seed-drills, manure spreaders, and weeders, and complete parts thereof, and from 27½ to 17½ per cent. on ploughs and complete parts thereof, windmills and complete parts thereof, portable engines and traction engines for farm purposes, horse-powers and threshing machine separators and appliances therefor. On hay-loaders, potato diggers, fodder or feed cutters, grain crushers, fanning mills, hay tedders, farm, road or field rollers, post-hole diggers, snaths, and other agricultural implements, provision was made for a total reduction to 20 per cent., and a similar reduction on farm wagons. Respecting cement, the war customs duty has been repealed and the general tariff rate reduced to 8 cents per 100 pounds. It was further provided for specific instead of ad valorem rates of duty upon pig-lead, zinc spelter, and copper ingots.

Business and Income Tax

The Business Profits War Tax Act was renewed for the current calendar year so as to make it apply to accounting period ending on or before December 31st, 1919. Important changes were made in the rate of taxation levied on incomes. The government's proposals provided for the following: All corporations shall pay ten per cent. on their net income in excess of two thousand dollars. The old tax rate was six per cent. In respect of individuals the normal rate of four per cent. is to be levied on all incomes exceeding one thousand dollars, but not exceeding six thousand dollars, in case of unmarried persons and widows or widowers without dependent children; and upon all incomes exceeding two thousand dollars, but not exceeding six thousand in case of all other persons. A normal tax of eight per cent. was provided for on all incomes exceeding six thousand dollars. A surtax under the bill commences from six thousand dollars, as under the old Act; applying first to incomes between five thousand and six thousand and to every two thousand dollars between six thousand and one hundred thousand.

Consolidated Railways Act

During the session the Consolidated Railways Act, which has been before parliament for a number of years, finally passed. It was not passed, however, until the clause providing for a power company securing the consent of the municipality for erecting poles, distributing wires, etc., was defeated in the Senate. Finally, to secure the passage of the main provisions of the bill, the clause in question was dropped.

During the session, a bill was passed under which the Canadian Northern and other government lines were incorporated as a company to be known as the Canadian National Railways Company. This provided for the nomination by the governor-in-council of a board of directors, and defined their duties, etc.

Highways Act

The Highways Bill was passed during the session. It provided for the payment to the provinces by the Dominion of twenty million dollars, spread over a period of five years. Each province is paid a lump sum of eighty thousand dollars. The remainder of the amount is paid per capita to each province. The bill provided for conditions under which payments were to be made. Any highway for which money is granted is to be in accordance with an agreement to be made between the two governments. Any aid to be granted can only be forty per cent. of the work in question, the remainder to be provided by the province.

Bankruptcy Act

From the standpoint of the business world, one of the most important bills of the session was the Bankruptcy Act. This bill was first introduced in the session of 1918 by Hon. S. W. Jacobs, member for Jacques Cartier. It was referred to a special committee of the House, of which Hon. Hugh Guthrie was chairman. They heard a great deal of evidence but the bill was not proceeded with in the session of 1918; it was introduced in the first session of 1919 as a government

measure. One of the main objects of the bill was to give uniformity throughout the Dominion to all matters pertaining to bankruptcy. Since the repeal of the Dominion Act of 1880, each province had its own insolvency legislation. One effect of the measure was to place in abeyance existing provincial laws on bankruptcy and insolvency. Under the new bill all preferenecs and priorities between creditors have been abolished; an expeditious means of administering an insolvent estate has been provided, and such administration made as inexpensive as possible. Provision has also been made for an honest insolvent obtaining, under certain conditions, an absolute discharge from further obligations. The bill applied to all corporations, with the exception of banks, railways, trust and insurance companies, and to all persons except farmers and wage-earners earning less than fifteen hundred dollars a year. Certain provisions of the Winding-Up Act were made applicable to the winding up of corporations which have become bankrupt.

Appropriations

Among the larger appropriations voted during the session, that for the building of ships takes precedence. The total under this head was forty million dollars. Hon. C. C. Ballantyne stated that the money was being expended in the carrying out of the government's steel shipbuilding program, which has for its object the building up of a Canadian mercantile marine. There were large appropriations for railways and canals totalling ninety million dollars. This included a loan of thirty-five million to the Canadian National Railways Company, and thirty-five million for railway equipment. For the Hudson Bay Railway the appropriation was four hundred thousand dollars. For the Quebec and Saguenay, $550,000; and for the acquirement of four small railways in the maritime provinces, $292,000. There was also $258,797 as subsidy to the Edmonton, Dunvegan and British Columbia Railway. For public works the total estimates were $21,000,000, of which the largest amount was $3,500,000 for the Welland Canal.

Legislation was also passed authorizing a loan of $25,000,000 to the provinces, in proportion to population, at 5 per cent. for housing purposes. This would work out as follows:—British Columbia, $1,366,000; Alberta, $1,304,000; Saskatchewan, $1,716,000; Manitoba, $1,586,000; Ontario, $8,781,000; Quebec, $6,980,000; New Brunswick, $1,225,000; Nova Scotia, $1,716,000; Prince Edward Island, $326,000. This money is advanced on application from the provinces, and certain conditions as to how it is to be spent are imposed. The sum of $10,000,000, to be expended by the provinces on technical education over a period of ten years, was also provided.

Second Session

The second session was opened on September 1st, and was primarily called for the ratification of the Treaty of Peace between Germany and the allied powers. However, before parliament was prorogued on November 10th, much important legislation was passed.

The legislation of most vital interest was that providing for the acquisition of the Grand Trunk Railway by arbitration. For a year and a half negotiations had been in progress and these were completed while parliament was in session. The bill provided for the acquisition by the government of the entire capital stock of the company, except the four per cent. guaranteed stock, amounting to 12,500,000 pounds. The government guaranteed the payment of dividends at four per cent. per annum upon this stock, with power to purchase at any time after five years; with the guarantee of dividends all voting power ceased. The remaining stocks, consisting of first preference five per cent., second preference five per cent., third preference four per cent., and common stock, amounting at par value to slightly over 37 million pounds, are to be submitted to three arbitrators to determine their value. An amendment was introduced in the Senate, and accepted by the government, providing that the value to be determined by the arbitrators, including the annual return on the guaranteed stock, should not exceed five million dollars. The bill provided for the appointment of a committee of management as soon as the agreement has been ratified by the shareholders.

Aid to Soldiers

During the session a committee of the House was appointed to consider the advisability of granting further gratuities and financial aid generally to returned soldiers. The committee made a very thorough inquiry into the whole subject and embodied its conclusions in a comprehensive report, taking the ground that the financial situation was such that Canada could not provide funds for the gratuity schemes proposed by the returned men. One result of this inquiry was to bring out some very detailed and enlightening statements as to the financial obligations of the country. The committee suggested the expenditure of fifty million dollars for purposes of providing gratuities to Canadians who had enlisted in Imperial units; to provide rebate for transportation expenses paid by dependents who returned to Canada prior to the armistice; to provide for necessitous cases; to take care of unemployment during the coming winter; to advance loans to disabled men for training and education; and for similar disbursements.

Committee on Industrial Relations

Towards the close of the first session a commission was appointed to investigate the question of industrial relations in Canada and to make recommendations which might bring employer and employee together with a view to establishing permanent industrial peace. This commission toured the Dominion and brought in a report just before the prorogation of the first session in July. It recommended among other things the calling of a Dominion conference of employers and employees and representatives of the provincial and Dominion governments. This conference was summoned in October, and was the first of its kind ever held in Canada. While agreement was not reached on all subjects, yet the conference was not without substantial results, and undoubtedly created a better feeling between capital and labor. A number of recommendations were made which will likely be embodied in legislation at this coming session.

PRINCE EDWARD POPULATION PROBABLY LESS

So far as population is concerned, Prince Edward Island has probably lost ground since 1911, according to J. E. B. McCready, publicity and immigration agent for that province. In a recent letter to *The Monetary Times* he estimates that while about one hundred persons have settled there during 1918 and 1919, this and the natural increase has been more than offset by departures.

IMMIGRATION TO NOVA SCOTIA

Figures compiled by W. B. MacCoy, Secretary of Industries and Immigration of Nova Scotia, show that during the fiscal year ended June 30th, 1919, 3,722 settlers entered the province. These were classified as follows:—

Entered Halifax by boats from Great Britain....	1,172
Entered Halifax by boats from West Indies, etc..	200
Entered Halifax and North Sydney from Newfoundland	350
Entered Yarmouth by boats from Boston, Mass...	500
Entered at rail from western Canada and U.S.A.	700
Entered at ports of Quebec and St. John, N.B....	800
	3,722

During the summer of 1919, there were very few arrivals, as almost all the boats were engaged in carrying returned troops and their dependents. About 172 arrived on 25 ships from July 1st up to September 30th.

Review of Canadian Books of the Year

Industrial and Labor Questions Foremost in Interest—Finance Also Represented—"Industry and Humanity"—"The Canadian Budgetary System"—"Wake Up, Canada!"—"Production and Taxation in Canada."

THE output of books on economic questions in Canada is not large, though the number for 1919 was greater than usual. The books of the year deal respectively with agriculture, railways, tariff, industrial relations, national finance and company law.

First in point of importance should be mentioned W. L. Mackenzie King's book entitled "Industry and Humanity," published early in the year (Thomas Allen). It deals with some of the larger phases of industrial relations, and includes numerous charts illustrating the author's arguments. Most readers confess that they find these charts rather incomprehensible, and have difficulty in following many of the discussions in the book. It is probable that Mr. King through long study of the subject has acquired a familiarity with it and a viewpoint not possessed by readers who have merely followed current events. The book is timely, and will no doubt reach some of those who are taking an active part in solving industrial disputes, though it is obviously not for popular consumption. Mr. King's writings on the subject of labor are of special interest in view of his recent election as leader of the Liberal party in Canada.

Professor R. M. MacIver's "Labor in the Changing World," published late in 1919, is a plain-spoken analysis of the present industrial situation in view of recent developments. The author, who is associate professor of political economy in Toronto University, has made a special study of labor questions, and was a member of the labor sub-committee of the Reconstruction and Development Committee of the Cabinet. He takes the view that radical changes in industrial control are bound to come.

Two other legal books are also of interest to business and financial men. "Executors' Accounts," by C. H. Widdifield (Carswell Co., Toronto), describes practice and procedure in the administration of estates. "Dominion Company Law," by Thomas Mulvey (Ontario Publishing Co., Toronto), summarizes the Dominion companies and practice thereunder in a style readily intelligible to the general reader. The text of the Act is also given in full, and other useful information regarding the Winding-up Act, Income Tax Act, etc.

Dominion Financial Administration

"The Canadian Budgetary System," by Villard and Willoughby (Appleton and Co.), is very useful to the limited number of persons to whom the subject is of interest. The Canadian budgetary system is closely modelled upon that of Great Britain, and, as is pointed out by the authors, a study of it is of special interest to American readers in showing how the British system works, and also how it fails to work in a country where conditions are analogous to those in the United States. Apart from this academic interest, however, the financial business of the Dominion government has now grown so large that we should all be able to follow more or less intelligently the workings of the machinery by which it is handled.

A work of more popular interest than either of the above was Mr. C. W. Peterson's "Wake Up, Canada!" (Macmillan and Co.). The sub-title of this book is "Reflections on Vital National Issues," and among the numerous subjects dealt with are transportation, tariff, single tax, national finance, rural credits, agriculture and education. The author's meaning is not always clear, but he writes nevertheless in a fluent and entertaining style. Mr. Peterson has had an extensive experience in journalistic work in Canada, and of late has been deputy fuel controller for the Dominion.

After these should be mentioned "Fifty-Two Questions on the Nationalization of Railways," by "Fabius" (J. M. Dent & Sons). While the book is anonymous, yet many readers at once ascribed it to a well-known Canadian writer who has been connected with railway matters for some time. At any rate, the author is obviously familiar with his subject, and with the various arguments which have been put forth both for and against public ownership. The latter side is upheld, and the points are driven home with striking effect. A number of new phases of the question are also developed.

The Position of the Farmer

Agriculture's side is represented by "Production and Taxation in Canada," by W. C. Good (J. M. Dent & Sons). Mr. Good is connected with the United Farmers of Ontario, and one of the leading figures in the movement to improve the position of the agriculturist in Canada. He is not only thoroughly familiar with the practical side of his subject, but is also able to deal with its theoretical aspect. There is nothing very new in Mr. Good's work, but it is one of the first books to deal with the controversial questions of agriculture in Canada, and summarizes a viewpoint not hitherto dealt with in this form.

"Deep Furrows," by Hopkins Moorhouse (Geo. J. McLeod, Ltd.), records in semi-story form the co-operative movement in the west, which has evolved the Canadian Council of Agriculture, associations of farmers in the three provinces, the co-operative elevator systems, and other institutions. The Canadian west has at last demonstrated that individual agriculturists can unite, and the history of the movement is as interesting as it is instructive.

Edward Porritt's new book, "Evolution of the Dominion of Canada" (World Book Co.), appeared just at the close of 1918. Mr. Porritt is already well known as an advocate of the cause of free trade in Canada, being the author of "Sixty Years of Protection in Canada," and other books. This book is a history of Canada, but two lengthy chapters towards the end describe how the national policy of protection was evolved.

A book of a legal character but still of some interest to business men is by W. E. Lear, and entitled "Practical Guide to Canadian Company Law" (Law Books, Ltd.). It contains the Dominion Companies Act, as amended in 1918, together with information relating to the incorporation, organization and management of companies, and forms and by-laws for their use. Another useful publication of this kind is "The Canadian Bankruptcy Act (1919)," with index, by W. E. Lear, also published by Law Books, Ltd.

John D. Falconbridge's "Law of Mortgages in Canada" (Canada Law Book Co.) is also a publication which is invaluable to loaning companies and to barristers who handle cases of mortgage loans. This is especially the case as the previous work on the subject was twenty-one years old, and had become out of date by reason of much new legislation.

Three other books should also be mentioned here, which, while primarily political, have immediate economic significance. Two of these are by W. H. Moore; the first discussed the race and language problem in Canada under the title of "The Clash," while the second was a political novel, entitled "Polly Masson," dealing primarily with the same subject. "The Birthright," by Arthur Hawkes, discussed larger phases of the nationality question, both from the domestic and the imperial point of view.

"The Parliamentary Guide," by Macmillan and Co., describes the procedure of debate and other routine in parliament, which is the model for clubs, societies and similar organizations. It also describes the duties of the various offices and the mode of election and concludes with a list of definitions of the terms in common use.

Statistics of World Financial Conditions

Four-Year Period Finds Remarkable Changes in Quotations of Fundamental Commodities — Wheat and Cotton Still High — Steel Going Down — Drop in European Exchanges — High Rates for Call Money and Commercial Paper—Stock Exchange Active

THE fundamental changes resulting from the great war, in the economic world, are revealed by an examination of those quotations which have always been regarded as reliable indices of business conditions. In the accompanying table, a good list of these quotations are compared over a four-year period, as at November 1st, each year. This table is a compilation by the "New York Evening Post." Quotations as at October 25, 1919, are also included, because some of the levels as at November 1st last were temporary only.

From the figures of stock exchange transactions, it will be seen that trading on the New York exchange this year exceeded that of any of the four preceding years, in stocks, as well as in bonds. The unusual volume of transactions in railway and other bonds during the weeks ended November 1st, 1915 and 1916, was due in each case to temporary conditions.

Call money rates have advanced each year since 1915. The high quotation of 19 per cent., during the week ended November 1st, 1919, presaged the high level of 30 per cent. reached on November 12th, which was accompanied by a break in the stock market. Short-term commercial paper has been stronger in 1918 and 1919 than in the preceding years, as have also time loans in Chicago and Boston. The next important changes are found in the quotations of European exchanges. The rapid decline commenced, in the case of Russia, with the 1917 revolution, and in the case of France and England, when the government no longer supported the market. The drop, between 1918 and 1919, in sterling and francs, reflects trade changes brought about by the war rather than during 1919.

Quotations of government bonds show little change during 1919. A more rapid recovery from the low levels reached during 1918 had been anticipated, but the failure of the bonds to do so reflects the slowness with which business and finance as a whole is returning to normal.

An examination of the quotations of the government and municipal bonds shows that the United States 4's, which were quoted at 110 on November 1st, 1916, had dropped to 105⅛ by November 1st, 1917, which was seven months after the United States declared war. On November 1st, 1918, just before the armistice, they had risen slightly, and practically no further change took place up to the close of 1919. British consuls declined in 1915, 1916 and 1917, but had recovered to 60¼ in 1918, to drop again last year. The trend of quotations of French rentes is very similar. The New York City bonds were over 101 in 1916, went down to 94 in 1917, reached nearly par in 1918, and had dropped to around '93 by the end of last year.

One of the phenomenal changes of the period is the rise in the price of silver. Since November 1st, still higher levels have been reached, and some governments have taken action with a view to preventing exports of the metal. Wheat shows little change compared with 1917 and 1918, due in part to the fixation of its price, but cotton is again higher this year, following adverse weather conditions. Steel has declined somewhat, as a consequence of the cessation of war orders and general quietness in the market.

New York Stock Exchange Transactions. Last Week in October.

	1919.	Preceding week.	1918.	1917.	1916.	1915.
Shares	8,215,511	10,356,049	4,380,705	5,496,594	6,399,760	4,643,350
Railway and miscellaneous bonds	$ 18,792,000	$ 21,524,000	$ 12,506,000	$ 6,838,000	$ 25,635,000	$ 30,377,000
Government bonds sold	60,006,000	64,684,000	32,471,000	20,636,600	6,415,000	622,000
For the calendar year to date:	1919.	1918.	1917.	1916.	1915.	1914.
Shares	258,646,473	113,889,926	159,161,134	171,919,944	147,735,390	45,580,022
Bonds including government	$3,555,529,000	$1,446,070,000	$859,047,000	$949,361,000	$740,365,000	$424,965,000

Comparative Values.

	Nov. 1, 1919.	Oct. 25, 1919.	Nov. 1, 1918.	Nov. 1, 1917.	Nov. 1, 1916.	Nov. 1, 1915.
Call money, New York	*19	8	6	4	2½	2
Sixty-day loans, New York	6@7	6@6½	6	5½	3½	3
Mercantile paper, New York	5¼@5½	5¼@5½	6	5¾	3½	3
Time loans, Chicago	5½	5½	6	5½	4	4⅛
Time loans, Boston	6	6	6	4	3½	5
Discount rate, London	4¾	4⅝	3 17/32	3¾	5½	4½
Discount rate, Paris	5	5	5	5	5	4
Sight sterling, New York	†4.16¼	4.15½	4.75½	4.75 5/16	4.75 1/16	4.64½
Exchange on Berlin	3.23	3.53	—	—	70¼	81½
Exchange on Paris	8.82	8.71	5.48	5.76½	5.84¼	5.96½
Russian ruble exchange	‡14.00	14.00	14.00	13.50	30.60	33.75
Chicago exchange on New York	par	par	par	10 disc.	par	25 disc.
Boston exchange on New York	par	par	par	par	par	par
Paris exchange on London	36fr.80c.	36fr.25c.	26fr.06½c.	27fr.18c.	27fr.81½c.	27fr.78½c.
United States 4s. of 1925	106@106½	106¼@106¾	106¼	105⅛	110	109
New York City 4s., 1957	92⅞	92⅞	99½	94	101⅜	96¼
British consols	52⅜	52	60¼	55⅞	56⅛	65
French rentes	60.40	60.65	62.00	61.00	61.10	66.05
Bar silver, London, per ounce	65½d.	64¼d.	49½d.	45⅛d.	32½d.	24⅜d.
Wheat, per bushel	2.36½	2.36½	2.39½	2.26	1.93¾	1.25
Cotton, per pound	38.40	37.20	29.05	28.75	18.90	11.80
Steel billets, Pitts., per ton	38.50	38.50	47.50	47.50	50.00	26.00

*Highest rate for each week quoted. This week's range 19 and 4½ per cent. †This week's range was 4.17½ and 4.15½. ‡Nominal; business suspended.

BANKING

BANK OF MONTREAL

Established Over 100 Years

Capital Authorized -	$29,000,000	Capital Paid up - -	$ 20,000,000
Rest and Undivided Profits	$21,812,854	Total Assets - -	$545,304,809

BOARD OF DIRECTORS:

SIR VINCENT MEREDITH, Bart., President
SIR CHARLES GORDON, G.B.E., Vice-President

R. B. Angus, Esq.
H. R. Drummond, Esq.,
Lt.-Col. Herbert Molson, M.C.
H. W. Beauclerk, Esq.
Lord Shaughnessy, K.C.V.O.
D. Forbes Angus, Esq.
Colonel Henry Cockshutt.
E. W. Beatty, Esq., K.C.
J. H Ashdown, Esq.
C. R. Hosmer, Esq.
Wm. McMaster, Esq.
Harold Kennedy, Esq.
G. B. Fraser, Esq.

SIR FREDERICK WILLIAMS-TAYLOR—General Manager

GREAT BRITAIN

London
47 Threadneedle Street, E.C.
G. C. Cassels
Manager

London
Sub-Agency
9 Waterloo Place
Pall Mall, S.W.

Paris, France
Bank of Montreal
(France)
17 Place Vendome



UNITED STATES

New York
R. Y. Hebden
W. A. Bog
W. T. Oliver
Agents
64 Wall Street

Chicago
San Francisco
Auxiliary-
British American
Bank
Spokane

MEXICO

Mexico, D.F.

Head Office: MONTREAL

THE BANK HAS 305 BRANCHES IN CANADA

NEWFOUNDLAND UNITED STATES MEXICO LONDON, ENGLAND, AND PARIS, FRANCE

With Correspondents in all parts of the world, offering exceptional facilities in all departments of General and Foreign Banking Business.

Review of Canadian Banking in 1919

Large Increases in Total Assets, in Loans, and in Deposits— Foreign Business Grows, and New Connections Established — Nova Scotia-Ottawa Amalgamation Effective — Financing the Dominion Government and the Crop Movement

By A. B. BARKER

THE year just closed has been one of great expansion for Canadian banks. Some 800 branches were opened during the year, and the paid-up capital and total resources showed marked increases. At the end of December, 1918, the former amounted to $109,492,397, and the latter to $2,689,835,181 and by the end of September, 1919, these figures were $117,050,239 and $2,851,917,000, respectively.

The year was characterized by heavy government borrowing as in the preceding year. The loan of 1918, of which $689,000,000 was taken in Canada, was subscribed for in October though the bulk of this financing for this loan was transacted in 1919. The influence on deposits was not as marked as with previous loans. In November, 1918, notice deposits amounted to $1,018,000,000 and by February they were back to the same figure. After that there was a steady advance and by the end of September, the total had reached the enormous sum of $1,227,000,000, a new high record. This development was regarded with satisfaction as it indicated that bank depositors were accumulating funds which would be available for the government loan scheduled for October. Also as these notice deposits furnish the bulk of the funds used in carrying the regular discount lines the commercial and industrial clients of the banks are deeply interested in fluctuations. If the tendency of these deposits is steadily upwards, there will probably be in normal times an increasing fund available for customers' needs.

Financing the Government

The proceeds of the 1918 loan apparently were sufficient for the requirements of the Minister of Finance until June, for in that month the banks' holdings of Dominion and provincial government securities increased from $100,000,000 to $224,000,000. This was increased in July to $278,000,000, and September showed a further increase to $323,000,000. These advances by the banks bridged over the period from the last instalment of the 1918 loan to the initial payments on the 1919 loan. As in 1918, while the instalment dates in connection with the last government loan extend into the third month of 1920, it is understood that a good proportion of the issue was taken up and paid for in full in 1919, the arrangements made by the government to have the bonds ready for delivery at the opening of the subscription period inducing prepayment of instalments not yet due. In connection with the loan, the banks' share of the labor was heavy, and their efforts in handling the details accurately contributed greatly to the success of the issue, as it did to that of 1918. This year the participation of the banks was facilitated by the solution of their staff difficulties through the return of so many of their old employees from overseas.

Foreign Extensions

The outstanding feature of the year, however, was the entry of two banks into the foreign field and the extension of its foreign branches by another, the Royal, which has opened additional branches in South America, in Rio de Janeiro, Montevideo, and Buenos Ayres. The others were the Dominion and the Union, the former having affiliated with British institutions in the formation of the British Overseas Bank Limited, head office, London, to handle foreign trade. The British banks with which it is connected in this venture are the Anglo South American, Glyn-Mills, Currie and Co., Chas. Hoare and Co., Imperial Ottoman Bank, Northern Banking Co., Ltd., Union Bank of Scotland Ltd., and Williams Deacon's Bank Ltd. The Union has, with the National Park Bank of New York, formed the Park Union Bank to operate in the Far East, and branches of this new organization have already been opened in China and Japan. The Royal also opened a branch in Vladivostok, but it is understood this has since been closed.

One More Amalgamation

One amalgamation was completed during the year, that of the Nova Scotia and the Ottawa. Some opposition was manifested to this merger, chiefly, however, in the Ottawa district and largely on grounds of sentiment. The Bank of Ottawa had been closely identified with the business life of that community during its whole career and many keenly resented a change which meant the disappearance of the name which had been a household word there for two generations. On business grounds, however, the amalgamation was justified; neither bank was a competitor of the other except at a comparatively few points, and each, therefore, gained the desired expansion with the minimum of cost. It gave the Nova Scotia a connection in a wealthy district in which it had not been represented and the wide connections it had elsewhere in Canada, in the United States and the West Indies were of benefit to the clientele of the Ottawa. The terms of the purchase were very favorable, five shares of Bank of Ottawa being exchanged for four shares of the Nova Scotia; the value of the shares for the purpose of adjustment was fixed at $220 and $275 respectively, the cash settlement for odd shares being arranged on this basis.

The chief changes in the paid-up capital of the Canadian banks up to 30th of September, were:—

Bank of Montreal	$ 700,000	to	$20,000,000
Bank of Nova Scotia ..	3,200,000	"	9,700,000
Merchants Bank	1,100,000	"	8,100,000
Provincial Bank	966,000	"	1,966,000
Union Bank	624,000	"	6,290,000
Royal Bank	2,860,000	"	16,820,300
Bank of Hamilton ..	984,000	"	3,980,300

The Bank of Ottawa's $4,000,000 disappeared, the increase in the Bank of Nova Scotia accounting for it. As compared with December, 1914, the paid-up capital of the Canadian banks shows an increase of $8,000,000 though the number of banks has decreased by one.

Legal Decision on Section 88

One legal decision during the year was of deep interest to bankers. In connection with section 88 Chief Justice Sir Louis Davies delivered a judgment which put a construction on the Act materially differing from that previously accepted. The taking of security under this section has always been regarded as rather technical and the banks followed closely the procedure fixed by their solicitors. As a result of this decision the Bankers' Association has adopted standard forms of security and a uniform method of procedure in accordance with the new interpretation. When the Act comes up for its decennial revision there will no doubt be added to the section a declaratory clause setting forth more clearly the exact procedure necessary to give effect to the intention of this section.

The Rural Credits Movement

In the west several of the provinces have in recent years passed legislation authorizing rural credit societies under which members can borrow from the local society. The idea is to encourage co-operation among farmers to obtain credit. The loans are made for certain specific pur-

poses and must have the sanction of the society which borrows for the purpose from the local bank on the credit of the organization. In Alberta the rate of interest is left open and is a matter of negotiation between the local rural credit society and the bank with whom it is dealing. In Manitoba, however, the rate has been fixed at six per cent. which is not entirely satisfactory to the banks. This year they have agreed to accept it but left the matter open for further discussion.

Advances for Seed Grain

Another statute effective in 1919, is the arrangement of the Dominion government for supplying seed grain for unpatented Dominion lands. Application under this is made through official channels and approval given by the Dominion Land Agency in Winnipeg. The borrower gives a lien and pays seven per cent interest, receiving an order for the seed grain. These liens have priority over first mortgage, or other registered charges. The Dominion government undertakes to pay any sum remaining unpaid on March 1st, 1920, but will allow only five per cent on the principal sum.

Another Act effective this year in Manitoba is the Dower Act, under which a wife is given dower rights in her husband's estate and a husband in his wife's estate to the extent of one-third of the whole estate, real and personal, in addition to one-third of the husband's or wife's homestead.

Throughout the year the activity of Canadian industry and the high prices of commodities of every description caused a further expansion of the note issues of the banks. The average for 1918 was $204,000,000, and when the figures for 1919 are available they will show an increase of $30,000,000 or thereabouts.

Foreign Business

The growth of the business in the foreign branches of the banks is reflected in the increase in both deposits and loans abroad. These deposits in 1918, averaged $209,000,000 and current loans $108,000,000; call loans abroad in 1918, averaged $192,000,000 though these latter are maintained by the banks largely as a means of investing a portion of their reserves when they may yield a revenue and at the same time be available at once in case of need. This sum can hardly be said to come under the same head as the current loans, the funds for which come from the foreign deposits and not from Canadian funds. As a matter of fact these foreign deposits yield a considerable surplus over local requirements which is available for use in Canada.

Financing the Grain Crop

The harvest yield of the year was a disappointment, the government estimate showing a reduction for all crops except wheat. The figures, in bushels, are :—

	1918.	1919.
Wheat	189,000,000	193,000,000
Oats	426,000,000	399,368,000
Barley	77,287,000	66,443,500
Rye	8,504,400	8,234,100

In 1918, Canada's export of wheat was 103,000,000 bushels and this year the demand appears to be quite as great, but just how much will be exported will depend on vessel accommodation, loan facilities, and the home demand.

While these figures are disappointing there is little pessimism in the west. It is said that the yield runs in cycles and that 1920 is the year for the big crop, and producers are looking optimistically towards the results of their next season's labor. The bankers financed the crop while at the same time attending to the flotation and completion of the Victory Loan. This year there was no big credit for the wheat export company, the business of purchasing, distributing and exporting the grain being handled through the ordinary channels of trade, as in pre-war days. This involved the banks in the necessity of granting more extensive credits to their ordinary customers instead of participating in a big credit to the government.

BANK PREMISES A GROWING ASSET

In view of the rapid increases which have taken place in the value of real estate during the past few years, banking premises, located in every community throughout the Dominion except some small villages, may be regarded as having appreciated considerably in value. The government returns, however, require this item to be valued in the assets' statement at not more than cost. It is only by improvements, or by purchasing new premises, that this asset can be increased in the returns. The figures, now totalling over $55,000,000 for all the Canadian banks, probably undervalues the premises to a substantial degree, especially as amounts have been written off the value of premises which have decreased in value. The figures below show the aggregate value of premises owned by chartered banks, as reported to the government:—

	1917.	1918.	1919.
January	$49,317,635	$51,716,972	$52,801,507
February	49,620,189	51,897,132	53,005,275
March	49,967,852	52,388,793	53,317,635
April	49,980,909	52,313,874	54,443,467
May	50,134,753	52,501,581	53,898,884
June	50,450,150	52,780,885	54,315,064
July	50,577,670	52,954,694	54,667,642
August	50,725,312	53,333,467	56,014,766
September	51,188,669	53,268,468	55,464,363
October	51,107,191	53,009,741	55,602,824
November	50,850,974	52,547,327	.....
December	51,484,586	52,550,835	.....

RAPID INCREASE IN BANK DEPOSITS

The enormous increase in the deposits in Canadian chartered banks, not only in Canada but also in their foreign branches, is shown by the following monthly totals for the past three years:—

1917.	Demand in Canada.	Savings in Canada.	Deposits elsewhere.
January	$427,308,526	$ 864,163,344	$159,494,048
February	430,331,801	880,456,637	156,498,668
March	448,151,528	888,765,698	170,253,362
April	471,312,285	874,948,724	183,322,686
May	443,839,847	892,562,657	206,682,376
June	449,689,670	900,510,552	177,974,187
July	450,849,356	929,442,340	183,846,718
August	439,995,259	952,591,821	186,651,653
September	451,749,532	965,393,541	180,535,043
October	495,058,449	985,790,850	181,790,457
November	538,869,362	1,008,657,874	175,645,031
December	569,441,871	995,978,013	174,779,104
1918.			
January	559,777,237	900,314,256	169,581,106
February	569,266,642	908,822,988	183,222,302
March	561,042,236	921,080,803	196,257,632
April	558,509,221	933,644,668	203,473,448
May	535,655,731	947,757,337	204,173,285
June	549,327,078	965,934,556	210,118,939
July	549,068,651	992,015,137	216,003,804
August	554.906,517	1,014,711,865	220,124,417
September	588,940,119	1,037,498,920	217,486,568
October	644,220,998	1,076,514,627	224,201,096
November	666,366,359	939,329,271	221,299,711
December	711,034,060	958,473,557	206,845,143
1919.			
January	623,919,410	990,000,085	203,015,797
February	566,775,434	1,018,184,512	200,560,308
March	566,797,268	1,037,851,766	210,104,607
April	571,412,857	1,070,985,080	212,649,478
May	568,730,118	1,107,983,072	221,605,846
June	605,927,027	1,139,569,570	240,201,440
July	584,176,765	1,175,092,155	294,650,777
August	584,300,855	1,196,632,931	238,363,859
September	650,743,015	1,227,437,715	255,274,256
October	705,280,241	1.262.746,984	253,965,203
November	728,657,589	1,137,858,277	259,047,187

Silver Price Has Advanced Rapidly

Greatest Advance from August, 1919, to December, 1919—Pre-War Price Was Below Sixty Cents—Value of Silver Production Increased, but Volume Decreased—Some Currency Problems.

THE price of silver has advanced this year by about 30 per cent., with attendant problems in currency. Prices (per ounce) in London and in New York, as recorded by the "Commercial and Financial Chronicle," have been as follows:—

1919. Month.	Date.	London (pence), High.	Low.	New York (cents), High.	Low.
January	3	48 7/16	48 7/16	101 1/8	101 1/8
"	10	48 7/16	48 7/16	101 1/8	101 1/8
"	17	48 7/16	48 7/16	101 1/8	101 1/8
"	24	48 7/16	48 7/16	101 1/8	101 1/8
"	31	48 7/16	48 7/16	101 1/8	101 1/8
February	7	48 7/16	48 7/16	101 1/8	101 1/8
"	14	48 7/8	48 7/16	101 1/8	101 1/8
"	21	47 7/8	47 3/4	101 1/8	101 1/8
"	28	47 3/4	47 3/4	101 1/8	101 1/8
March	7	47 3/4	47 3/4	101 1/8	101 1/8
"	14	47 3/4	47 3/4	101 1/8	101 1/8
"	21	47 3/4	47 3/4	101 1/8	101 1/8
"	28	50	47 5/16	101 1/8	101 1/8
April	4	49 3/4	48 9/16	101 1/8	101 1/8
"	11	48 15/16	48 13/16	101 1/8	101 1/8
"	18	48 15/16	48 13/16	101 1/8	101 1/8
"	25	48 7/8	48 11/16	101 1/8	101 1/8
May	2	48 7/8	48 11/16	101 1/8	101 1/8
"	9	48 11/16	48 9/16	105 3/4	101 1/8
"	16	48 17/16	48 9/16	105 3/4	101 1/8
"	23	53 1/2	51	110 1/2	104 5/8
"	30	52 1/2	51 3/8	108 1/4	105 3/4
June	6	53 7/8	52 1/2	109 3/8	108 1/2
"	13	54 3/4	53 1/8	112 1/4	109 1/8
"	20	54 7/8	54 1/4	112 1/2	111 1/8
"	27	54 15/16	53 1/4	111 1/4	108 3/4
July	4	53 3/8	53	108 1/2	107 1/4
"	11	53 3/4	53 1/8	107 5/8	106
"	18	54 1/4	53 1/4	106 1/2	103 1/4
"	25	55 1/16	54 1/4	107 3/4	103 3/4
August	1	55 3/4	55 1/16	107 5/8	106 1/2
"	8	55 3/4	55 1/16	107 5/8	106 1/2
"	15	59	58 1/8	113	111 5/8
"	22	60 3/8	59 3/8	112 5/8	110
"	29	61 3/4	58	115 1/4	108 1/2
September	5	61	58	113 5/8	112 5/8
"	12	61 1/4	60	113	111 3/4
"	19	62	61	114 3/4	112 7/8
"	26	62	61	114 3/4	112 7/8
October	3	64	62 1/8	120 3/4	117
"	10	64	62 7/8	120 3/8	117
"	17	63 3/4	62 7/8	118 1/4	117 1/8
"	24	65 5/8	63 3/4	120 1/8	117 5/8
"	31	66 1/2	65	123 3/8	120 3/4
November	7	67	65 1/2	123 3/4	121 5/8
"	14	69	67	127	123 5/8
"	21	73 1/2	67 3/4	134	124
"	28	76	72 5/8	137 1/2	129
December	5	75	72 5/8	131 1/2	129
"	12	78 1/4	74	132 1/2	130 1/2
"	19	....	..	.....	.....
"	26	....	..	.....	.....

Heavy Demands in the East

Discussing the world situation in the production and price of silver, the November Commercial Letter of the Canadian Bank of Commerce said:—

"Extraordinary demands by India and China, and unusually heavy demands by European countries for silver for coinage purposes, cannot fail to stimulate both the production of that metal, and the utilization of large quantities of low-grade ore which was not of commercial value when prices were below 60 cents per ounce. Quotations at the close of October were approximately $1.22 per ounce. As the world's production of silver is far below current requirements, it is quite probable that the price will remain higher than it has been in recent years. The average production in all countries for some years has not exceeded 160,000,000 ounces annually, whereas to meet present demands 315,000,000 ounces are required. India and China require annually 175,000,000 ounces in settlement of the trade balances due to them which are payable in silver instead of gold. To meet the growing demand for silver coinage, 100,000,000 ounces are now required; and for use in the arts, 40,000,000 ounces.

"The present shortage of silver is attributable in part to the hoarding instincts of the native East Indian, and to the acceptance of the rupee in Mesopotamia, and in Egypt and other African countries, as legal currency. Germany must, perforce, turn to silver, as gold is not within her reach, and without exception the use of silver coinage has greatly increased in all European countries. The result of the advance in the price of silver bullion has in some instances been to make the bullion value of silver greater than the legal value, hence many restrictive measures. The British Chancellor announced on October 30th that the melting or exporting of British silver coins was made illegal and that silver bullion was not to be exported except under licence. The same restrictions apply in France also. These developments will favorably affect the mining industry of Canada. Two-thirds of the world's production of silver is a by-product of the lead, copper and zinc industry, but in Canada only 16 per cent. of the output is thus obtained, the balance being obtained from the mines at Cobalt. From the Cobalt and outlying camps 17,661,694 ounces, having a value of $17,341,790, were produced in 1918, and since the opening of these camps in 1903 up to the end of 1918, 292,056,976 ounces, valued at $169,241,387 have been produced by them. The stimulus which high prices will give to exploration, and to the application of more highly developed processes to all grades of ore, will do much to increase the output, the scale of which in recent years is indicated in the table following:—

Silver Production in Canada

	Value, $	Production, ounces.	Average Price, cents.
1910	17,580,455	32,869,264	53.59
1911	17,355,272	32,559,044	53.30
1912	19,440,165	31,995,560	60.83
1913	19,040,924	31,845,803	59.79
1914	15,593,630	28,449,821	54.81
1915	13,228,842	26,625,960	49.68
1916	16,717,121	25,459,741	81.84
1917	18,034,419	22,150,680	81.41
1918	20,000,000	20,780,000	97.10

Canadian Silver Coinage

As a result of this increase in the value of silver, silver coins, which are issued in most countries as subsidiary currency, are in danger of being withdrawn from circulation, because their value as bullion has rapidly approached their currency value. Canadian silver coinage is based on 360 grains to the dollar, .925 grains fine, or .333 grains of pure metal, worth as bullion 90 cents in New York. Canadian funds are at a discount of 10 per cent. there, so the conversion would not be profitable. Should silver rise, and also the rate of exchange, sufficiently to show a profit on the transaction this is what would happen. The result, however, would not be serious except for the certain shortage of change which would follow. In any event, the remedy is easy. A new issue with a smaller silver content, well below the export price, would have the desired effect. Our silver coins were intended as token coins. When first issued they were actually worth just about one-half of their nominal value, and when issued at par there was a large profit to the government. Their issue was limited strictly to the actual demand for such currency for its legitimate use, that is, as small change for the convenience of the public, and if the issue is as rigidly controlled as in the past, the new coins will do the work quite as well as the old. The total silver coinage of Canada from 1858 to 1915 was $19,848,323, and since then $7,908,458, or $27,756,781 in all, or about $3 to $3.50 per head of population.

How much of this is at present in circulation it is impossible to say, as there was, even under former conditions, when the coin was over-valued, a certain percentage which disappeared. Under present conditions, of course, this percentage will likely increase unless the silver content is reduced.

Canada's Opportunity in The Orient

Important Connections Established in 1919—British, American, German and Other Banks Have Long Been Active in the Field—Some Trade Figures and Possibilities.

By GEO. WILSON.

THE exploitation of British and foreign banking fields by Canadian banks is an old story, the Canadian financial flag having been flown by one or more banks in England, France, Spain, the United States, West Indies, South America and Mexico for many years. The first financial bridge to the Orient in which a Canadian bank is directly interested was built during the past year, when the Union Bank of Canada, in association with the National Park Bank of New York, founded the Park-Union Foreign Banking Corporation which has already established branches at Yokohama and Tokyo in Japan, and at Shanghai, China. The opening of several other branches in the Orient will take place in the immediate future, probably including Kobe and Osaka in Japan, and Hong-Kong, Hankow, Tientsin and Peking in China. The head office of the corporation is in New York, and branches at San Francisco and Seattle have been in operation for some months.

Two great British banks, the Hong-Kong and Shanghai Banking Corporation and the Chartered Bank of India, Australia and China, have been strongly entrenched in China and Japan for many years. Besides these, there are many other strong banks operating in the East, including French, Russian, Dutch, American and Japanese institutions; also many Chinese banks conducted upon modern standards. Prior to the war, the Deutsche Bank and one or two other German banks were well in the financial vanguard, both in China and Japan, but their proud heritage has been swept away, their palatial counting houses confiscated, and they are known no more. (R.I.P.)

Banking Difficulties in the East

The far eastern banking field presents problems and difficulties which, at first blush, appear to be entirely beyond the ken of a Canadian or American banker. This is not so much the case in Japan, where the gold standard prevails and where banking and commerce is modelled closely upon occidental standards, as in China, with not only one, but several silver standards or units and with "local currents," and even silver coinage, subject to frequent and sometimes violent fluctuations at each of the Treaty ports. The Chinese exchanges are so abstruse, ambiguous and complex that a newcomer is utterly bewildered and quickly realizes that a successful banker in the Far East should be "born and not made" there.

This is particularly true of the man at the helm, as no man, however experienced or expert a banker he may have been in Europe, America or Canada, could possibly "carry on" successfully in Asia without first mastering the Eastern exchanges, and the co-relation thereof to domestic and foreign trade, and this would entail a period of assiduous study on the ground for at least two or three years. A Japanese banker in China, upon hearing of the supposedly heavy losses incurred in China by an inexperienced foreign banker during the first year's operations, naively commented upon the amount as being a "reasonable initiation fee."

China's Trade

The Treaty of Nanking, signed in 1842, opened five Chinese ports to foreign trade and granted "foreigners" residential and trading rights. Later on, treaties with the Powers extended these privileges to forty-seven open ports, where customs houses are established in charge of Britishers. The tariff is fixed by treaty at a maximum of 5 per cent. *ad valorem* applicable to imports and exports, in addition to which there are certain wharfage dues averaging 2 per cent., which is apportioned between the foreign municipal councils and the Chinese municipal administrations.

In 1860 the United States controlled nearly 50 per cent. of China's foreign trade, but in later years, Great Britain and Germany and subsequently Japan secured the lion's share, the United States percentage of the total trade falling to 6½ per cent. in 1910. Since then, and more especially during the war, America has been steadily regaining lost ground, her total trade in China for 1918 being taels 140,000,000 (approximately $160,000,000) out of a total Chinese trade of taels 1,041,000,000 (approximately $120,000,000), or 14 per cent. of the total.

Importance of Shipping

It is estimated that had China not been handicapped by lack of ships, indifferent domestic transportation and internal disorders, the foreign trade of the country might have been ten times greater than that actually obtained. The United States is fully alive to the illimitable possibilities of trade with China, but it is quite patent that she has not made the best of her opportunities during the war period when both England and Germany were eliminated as competitors. The former's ocean carriers were practically all transferred for service in the European war zone, to which activities may also be indirectly ascribed Germany's disappearance from the field. Japan, on the other hand, with characteristic alertness, was quick to seize the opportunity and with their splendid mercantile marine subsidized by their government, captured a large share of the Chinese trade formerly controlled by Great Britain and Germany. The Chinese boycott of Japanese goods, as a result of the Shantung award made at the Peace Conference, has caused a serious shrinkage in Japan's trade with China, but there are already indications that the embargo is slackening and that Japan will soon become a formidable competitor in the Chinese markets, a very natural condition of things considering her geographical position and superior knowledge of the Chinese business mind and wants of the country.

China's Future

Although international trade must be reciprocal, Canada, at the moment, is not so much concerned with the extraordinary wealth of China's natural resources as with the development of this latent wealth as a stimulant to our own exports. During the coming years there is bound to be an intensive exploitation of the agricultural, mineral and manufacturing potentialities of China. The present meagre transportation system will be greatly extended and an era of general development is in sight. Competition among all nations will be keen, but with a land area comprising 4,300,000 square miles and a population of 400,000,000, the possibilities are apparent.

Canada's Advantageous Position

It is perhaps not generally realized that one can travel from Yokohama to Toronto within thirteen days and that Shanghai is only three and a half days' journey from Yokohama. Geographically, Canada enjoys the most advantageous position for trading with China and Japan, the sea route from Vancouver to the East being shorter by several hundred miles than from San Francisco and even Seattle, which is the nearest competitor. The Canadian Pacific Railway Co. long ago realized the great importance of Oriental trade and has for years operated a fleet of the finest steamers afloat on the Pacific, plying regularly, with some interrup-

tions during the war, between Vancouver, Japan, the Philippines, Hong-Kong and Shanghai.

Our Present Trade

Canada's trade with the Orient for the year to June, 1919, was as follows:—

	Imports from	Exports to	Excess imports	Excess exports
China	$ 1,340,000	$ 2,927,000	.....	$1,587,000
Japan	13,013,382	11,916,035	$1,097,000	.....

As China's foreign trade totals over one billion dollars and Japan's over $1,300,000,000, the above statistics indicate the insignificance of Canada's share so far. Although China offers a far larger field for commercial exploitation, Japan must not be overlooked by any means. Far poorer than China in natural resources, Japan's rise in the past few years has been phenomenal. During the war this energetic, industrious and wonderful people has risen from a debtor to a creditor nation and possessed of 733 ships of over 1,000 tons gross, making an aggregate gross tonnage of 2,305,481, enjoying practical immunity from serious labor troubles and with highly organized and efficient business organizations backed by a sound banking system and a uniform and stable currency, Japan has taken a foremost and permanent place among the great foreign trading nations.

Export Trade Necessary

Canada has during the war demonstrated outstanding ability as a manufacturing nation and many of our products rank with the best that the world produces. The appalling burden of indebtedness which the country must carry for many years emphasizes the imperative necessity for the development of our export trade. The government has obviously recognized this by the building of 60 ships to comprise Canada's mercantile marine, but the slackness and apathy evinced so far by the country's manufacturers indicate that they are neither seized of the country's necessities or their own opportunities. Before the United States built its mercantile marine the country was likened to a huge departmental store without a delivery system, and unless this country wakes up, we will possess the delivery system without the departmental store.

A few of the goods which this country produces and which would be marketable in China or Japan or both countries, are: Automobiles, locomotives, railway materials, electrical machinery, motors and appliances, iron and steel, wire fencing, nails, screws, rivets, hardware, cotton and woollen textiles, leather, boots, cigarettes, tobacco leaf, lumber, pulp-wood, paper, paints, canned fish, fruit and vegetables, cheese, butter, flour and cereal foods, etc.

How the Government Can Help

The Dominion of Canada Trade Commissioners at Yokohama and Shanghai, both energetic and capable men, with a thorough knowledge of their respective fields, are so restricted by the niggardly appropriations provided by the government, that they cannot be expected to maintain activities much above the status of a Cook's Tourist Bureau. Adequate staffs and liberal funds should be provided to properly develop the functions of these commissioners. Permanent exhibitions of Canadian products should be established by the Canadian Manufacturers' Association at one or more of the principal cities in China and Japan and these might reasonably be subsidized by the Dominion government and supervised by the trade commissioners.

As Mr. Lloyd Harris, head of the Canadian Trade Mission, aptly expressed it in an address to the C.M.A. in Toronto a short time ago, "Canada is a great country, but it is never going to be really great until its people realize what they have to do to make it so. It is action that counts, not words. We must be prepared to do things in a big way—this is no piker's job."

CAPITAL SUBSCRIPTIONS IN UNITED KINGDOM

Total, Excluding War Loans, Over Three Times 1918 Figure—Domestic Issues Greatly in Lead

USEFUL statistics compiled by the London Joint City and Midland Bank, Ltd., show capital subscriptions in the United Kingdom during the first eleven months of 1919 to be several times what they were in 1918. The totals, excluding British government loans, by classes of issues, are as follows:—

	Eleven months to Nov. 30, 1918.	1919.
Government securities, other than British	£19,585,280	£ 12,940,754
Corporation and county stocks	1,942,450	553,547
Public boards, etc.	2,247,120	1,151,708
Railways	1,899,275	628,142
Aviation	758,750	647,500
Banks and discount companies	6,158,768	17,734,558
Breweries and distilleries	48,775	163,250
Canals and docks	.....	400,000
Commercial, industrial, etc.	5,735,676	81,519,510
Electric light and power	1,301,780	1,704,088
Financial, land and investment and financial trusts	65,671	10,559,869
Gas and water	97,912	292,884
Insurance	62,500	5,259,391
Iron, coal, steel and engineering	15,089,513	21,320,636
Mines	1,321,738	6,171,217
Motors, etc.	577,500	10,267,295
Nitrate	192,500	172,150
Oil	185,125	9,111,623
Shipping	725,000	5,441,427
Tea, coffee and rubber	53,155	2,373,163
Telegraphs and telephones	.....	900,000
Tramways and omnibus	133,200	1,449,247
Total	£58,181,688	£190,761,959

Monthly Totals

The figures by months over a three-year period are:—

	1917.	1918.	1919.
January	£ 935,625	£ 192,500	£ 18,330,586
February	618,883	1,275,750	9,683,737
March	892,036	2,674,562	11,862,083
April	3,530,000	1,053,739	6,048,111
May	3,340,764	5,320,618	17,551,224
June	1,503,125	2,295,959	16,823,315
July	1,429,661	4,516,135	28,277,343
August	6,089,643	5,277,640	14,807,345
September	1,092,694	5,986,672	9,294,271
October	2,153,000	7,233,357	24,977,183
November	3,726,568	22,354,756	33,106,761
Eleven months	£25,311,999	£58,181,688	£190,761,959
December	1,125,000	7,148,863	.....
Year	£26,436,999	£65,330,551	.....

Geographical Distribution

The geographical distribution of new capital subscriptions in the United Kingdom is as follows:—

1919.	United Kingdom.	India and Ceylon.	British possessions.	Foreign countries.
Six months to June	£ 69,233,295	£169,763	£ 8,742,084	£ 2,153,914
Month of July	21,886,884	25,000	1,553,305	4,812,154
August	14,149,469	52,000	162,278	443,598
September	6,723,092	100,000	1,010,703	1,460,476
October	12,275,630	229,087	6,823,327	5,649,139
November	26,333,051	3,750	2,776,860	3,993,100
Eleven months to November	£150,601,421	£579,600	£21,068,557	£18,512,381

BANK CLEARING HOUSE FIGURES BY PROVINCES

	1913	1914	1915	1916	1917	1918	1919
	$	$	$	$	$	$	$
Ontario	2,739,739,441	*2,536,795,848	2,411,073,625	§3,240,773,729	3,792,647,962	‡4,326,431,476	5,479,295,137
Quebec	3,044,773,604	2,797,227,774	2,786,449,334	†3,939,152,266	4,435,709,612	5,114,234,344	6,595,339,437
Manitoba	1,667,163,572	1,397,358,249	1,557,815,247	2,040,717,775	2,653,354,314	2,395,388,507	2,353,647,032
British Columbia	812,301,278	561,899,682	371,713,657	415,797,842	521,913,559	670,405,480	804,018,563
Alberta	**510,936,237	399,965,267	308,837,076	400,762,688	566,007,431	568,848,622	650,034,151
New Brunswick	82,447,747	78,259,921	77,058,264	90,946,795	102,948,814	117,133,609	153,139,927
Nova Scotia	105,347,630	100,280,103	104,414,590	125,997,881	151,812,753	215,259,297	241,300,194
Saskatchewan	312,429,645	215,941,751	188,526,217	255,347,092	340,238,760	368,631,391	424,504,941
TOTAL	9,275,139,154	8,087,728,595	7,805,888,010	10,509,496,068	12,564,633,205	13,776,332,726	16,701,279,382

**Medicine Hat started May, 1913. *Peterboro started June, 1914. †Sherbrooke started February, 1916. §Kitchener started April, 1916. ‡Windsor started April, 1918

BANK CLEARINGS BY CITIES—Month by Month

CLEARING HOUSE	January 1919	February 1919	March 1919	April 1919	May 1919	June 1919
BRANDON	$2,547,057	$1,856,467	$2,208,254	$2,509,342	$2,218,442	$2,547,912
BRANTFORD	4,234,546	3,554,985	3,586,062	4,482,643	4,315,546	4,389,947
CALGARY	24,782,144	19,602,823	21,394,618	23,831,494	25,291,231	25,642,734
EDMONTON	15,962,846	13,028,812	13,854,024	16,826,237	18,078,429	16,070,379
FORT WILLIAM	3,104,565	2,353,941	2,308,447	2,563,116	3,061,853	3,157,056
HALIFAX	20,054,921	17,283,981	16,503,187	16,767,183	20,105,291	20,352,344
HAMILTON	22,321,457	19,024,626	21,159,267	22,423,175	23,896,245	24,774,871
KITCHENER	2,964,342	2,842,088	3,411,797	3,425,406	3,970,127	4,166,114
LETHBRIDGE	3,209,119	2,403,362	2,325,452	3,034,366	3,071,020	2,963,861
LONDON	12,354,748	10,628,108	10,879,835	12,110,323	13,561,006	13,113,791
MEDICINE HAT	1,174,013	1,290,848	1,461,411	1,732,798	2,101,864	2,198,624
MONTREAL	428,538,998	360,083,689	433,296,193	463,754,440	567,107,133	549,038,173
MOOSE JAW	7,078,288	5,360,682	5,390,116	6,872,875	6,186,385	6,567,372
NEW WESTMINSTER	2,144,195	1,984,545	2,057,044	2,165,971	2,503,206	2,260,823
OTTAWA	30,007,639	25,773,506	28,393,489	30,749,589	44,624,476	39,839,758
PETERBORO	3,360,823	2,486,985	2,873,909	3,209,691	3,356,353	3,287,961
PRINCE ALBERT	1,476,136	1,276,928	1,398,980	1,650,816	1,474,335	1,478,750
QUEBEC	20,940,743	17,807,808	18,575,247	22,353,270	24,112,898	23,178,314
REGINA	14,389,482	11,383,839	12,113,835	14,786,178	15,627,585	16,326,886
ST. JOHN	11,832,802	10,080,552	10,575,256	11,123,884	12,967,596	13,422,502
SASKATOON	7,680,804	5,786,445	6,397,855	8,128,711	8,471,522	8,369,371
SHERBROOKE	3,601,346	3,282,532	4,416,073	4,002,443	4,203,733	4,085,469
TORONTO	313,656,977	276,222,922	308,074,864	315,665,782	354,112,122	344,708,342
VANCOUVER	45,750,031	51,550,193	45,039,214	48,996,045	50,903,919	44,846,525
VICTORIA	5,004,892	7,884,282	8,244,065	9,658,898	9,464,188	9,540,495
WINNIPEG	180,092,160	130,362,229	130,749,848	153,888,003	182,227,560	151,400,638
WINDSOR	5,367,278	4,663,924	4,861,765	5,303,779	6,973,716	7,138,103
TOTAL	$1,193,632,352	$1,009,861,102	$1,121,545,107	$1,212,016,458	$1,413,987,781	$1,344,867,115

CLEARING HOUSE	July 1919	August 1919	September 1919	October 1919	November 1919	December 1919
BRANDON	$3,168,089	$3,020,376	$3,337,860	$4,525,113	$4,672,293	$4,311,564
BRANTFORD	4,981,486	4,248,015	4,955,276	6,144,190	6,194,872	6,737,737
CALGARY	28,053,191	26,827,108	30,522,676	43,889,651	44,763,369	40,408,549
EDMONTON	19,699,569	19,999,454	21,543,119	24,454,704	25,512,473	28,036,534
FORT WILLIAM	3,539,398	3,421,687	3,880,159	4,800,392	4,722,590	4,311,564
HALIFAX	22,627,589	20,473,163	19,811,960	22,534,817	22,056,205	22,729,553
HAMILTON	28,158,831	24,188,384	26,588,243	30,094,098	32,112,322	31,629,447
KITCHENER	3,922,974	3,803,827	3,974,507	4,793,387	5,431,364	5,538,760
LETHBRIDGE	3,636,535	3,179,041	3,451,406	3,781,253	3,377,806	3,746,312
LONDON	15,754,171	13,316,559	13,488,312	14,607,557	16,608,636	17,703,810
MEDICINE HAT	1,943,989	1,939,974	1,957,501	2,844,583	2,526,774	2,606,071
MONTREAL	548,408,945	498,289,151	498,925,811	630,794,792	615,325,528	661,218,240
MOOSE JAW	6,950,073	6,135,275	8,070,554	9,451,541	9,479,543	8,804,882
NEW WESTMINSTER	2,578,031	2,635,459	2,501,600	2,992,833	2,398,019	2,492,287
OTTAWA	38,528,285	38,018,133	42,194,407	40,818,526	60,671,751	53,072,362
PETERBORO	3,619,321	3,188,387	3,509,196	4,098,155	4,353,399	4,031,824
PRINCE ALBERT	1,609,895	1,769,782	1,903,146	2,102,238	2,619,746	2,519,889
QUEBEC	28,238,214	24,278,933	25,182,030	26,803,429	29,495,935	30,016,662
REGINA	16,650,886	16,309,252	19,891,838	26,801,665	25,115,597	21,592,093
ST. JOHN	13,679,104	12,870,550	13,189,520	13,908,805	14,239,714	15,249,642
SASKATOON	9,382,795	8,704,577	9,092,260	11,294,553	11,747,354	10,831,331
SHERBROOKE	3,937,306	3,985,267	4,112,790	4,246,050	4,602,796	5,099,056
TORONTO	362,804,420	327,665,398	358,890,250	403,638,337	414,730,544	471,474,345
VANCOUVER	54,076,340	55,975,609	59,519,366	66,791,366	65,623,725	66,840,872
VICTORIA	11,807,469	10,768,137	10,544,780	11,860,501	12,145,250	12,468,388
WINNIPEG	163,813,469	154,723,394	218,769,121	300,069,261	285,392,865	265,235,715
WINDSOR	8,578,258	8,394,914	9,736,140	11,371,667	11,066,303	12,334,474
TOTAL	$1,410,148,633	$1,298,129,806	$1,419,543,828	$1,729,513,464	$1,736,986,773	$1,811,041,963

CANADIAN BANK CLEARINGS

The following table gives the yearly total clearings of each house since its commencement:—

(Note.—In practically all cases the first figure is for a broken period.)

City	1889	1890	1891	1892	1893	1894	1895	1896	1897	1898
	$	$	$	$	$	$	$	$	$	$
1 Brandon										
2 Brantford										
3 Calgary										
4 Edmonton										
5 Fort William										
6 Halifax	47,554,252	62,281,748	64,601,913	59,872,489	60,381,918	58,778,698	60,978,524	61,237,206	63,513,838	61,942,831
7 Hamilton			10,320,134	38,306,280	37,824,976	34,307,856	34,277,878	33,753,865	33,350,542	35,637,364
8 Kitchener										
9 Lethbridge										
10 London										
11 Medicine Hat										
12 Montreal	454,528,000	473,984,000	514,607,000	590,043,000	568,732,000	546,600,000	583,160,000	527,851,000	601,185,000	732,262,000
13 Moose Jaw										
14 N. Westm'ster										
15 Ottawa										
16 Peterboro										
17 Prince Albert										
18 Quebec										
19 Regina										
20 St. John								20,284,420	30,109,575	30,349,265
21 Saskatoon										
22 Sherbrooke										
23 Toronto			145,897,939	326,564,323	309,278,689	279,270,739	308,636,044	342,031,851	371,456,867	437,661,654
24 Vancouver										8,414,923
25 Victoria										5,931,409
26 Windsor										
27 Winnipeg						50,602,648	55,873,630	64,146,438	84,435,832	90,724,325
	$502,082,252	$536,265,748	735,426,986	1,014,786,092	976,217,583	969,559,941	1,042,926,076	1,049,304,780	1,184,051,654	1,402,923,771

	1899	1900	1901	1902	1903	1904	1905	1906	1907	1908	1909
	$	$	$	$	$	$	$	$	$	$	$
1											
2											
3								41,771,924	69,745,006	64,815,227	99,453,662
4								20,083,179	45,916,792	38,496,509	51,561,012
5											
6	70,600,705	77,594,871	87,161,888	88,532,308	93,349,633	90,115,784	89,251,562	92,468,040	93,587,138	90,232,247	95,278,468
7	40,298,084	40,262,588	42,554,583	45,965,217	53,419,704	59,003,094	68,385,601	78,480,620	88,163,279	72,333,062	84,803,936
8											
9											
10				23,097,509	42,848,581	45,552,230	50,429,505	58,063,826	65,770,473	56,875,041	62,093,337
11											
12	794,029,000	730,933,000	889,479,000	1,098,970,000	1,113,978,000	1,065,067,000	1,324,313,000	1,533,597,000	1,555,729,000	1,467,316,000	1,866,649,000
13											
14											
15			29,200,088	96,445,291	106,083,750	106,637,587	120,891,877	135,866,735	156,487,801	154,367,756	173,181,973
16											
17											
18			48,177,614	73,881,253	80,794,414	77,649,688	86,734,553	92,934,213	107,460,897	111,812,551	118,803,773
19											14,153,244
20	32,922,509	36,001,574	40,072,689	41,702,253	48,950,500	50,756,315	52,836,333	60,601,241	66,150,414	66,435,636	72,404,500
21											
22											
23	504,872,846	513,696,401	625,271,306	809,078,559	808,748,260	842,097,066	1,047,490,701	1,219,125,359	1,228,905,517	1,166,902,436	1,437,700,477
24	37,802,218	46,644,098	47,006,211	54,467,549	66,215,765	74,029,902	88,460,391	132,606,358	191,734,480	183,083,446	287,528,944
25	33,199,807	32,779,919	30,801,369	28,580,751	30,818,426	33,070,009	36,890,464	45,615,615	55,330,588	55,356,013	70,695,882
26											
27	107,786,814	106,956,792	144,199,483	188,370,003	246,108,006	294,601,437	369,868,179	504,585,914	599,667,576	614,111,801	770,649,322
	1,621,511,983	1,584,869,243	1,983,924,231	2,549,090,693	2,691,315,039	2,738,580,112	3,335,552,166	4,015,800,024	4,324,648,961	4,142,137,725	5,204,957,530

City	1910	1911	1912	1913	1914	1915	1916	1917	1918	1919
	$	$	$	$	$	$	$	$	$	$
1 Brandon	21,278,869	29,430,274	32,875,875	32,186,498	26,397,443	27,132,123	28,922,518	30,429,612	32,654,296	36,922,769
2 Brantford		27,206,985	30,749,317	32,697,443	28,669,309	26,640,280	34,243,297	42,189,449	48,141,451	57,825,305
3 Calgary	150,677,031	218,681,921	275,492,303	247,882,928	201,669,873	169,758,599	233,097,671	348,663,426	331,334,577	355,009,588
4 Edmonton	71,635,122	121,438,391	220,727,617	213,053,218	157,308,683	105,834,955	114,345,964	142,606,772	171,524,924	233,066,580
5 Fort William		7,865,923	40,503,087	49,265,358	39,110,558	24,674,847	27,472,160	34,224,050	38,313,344	41,224,768
6 Halifax	95,855,310	87,994,038	100,467,672	105,347,630	100,280,103	104,414,590	125,997,881	151,812,753	215,259,297	241,300,194
7 Hamilton	101,226,496	125,250,982	167,712,729	178,107,853	148,934,586	151,420,271	200,811,087	244,401,339	262,076,476	306,370,966
8 Kitchener							20,201,665	30,268,621	32,549,572	48,244,693
9 Lethbridge	9,378,091	28,818,693	33,485,947	28,893,876	21,217,849	19,740,328	31,648,551	45,021,074	41,901,108	38,179,533
10 London	67,154,297	71,554,221	84,526,961	90,720,202	86,024,236	89,774,787	100,090,560	112,664,207	126,958,350	164,126,856
11 Medicine Hat				21 106,215	19,768,862	13,503,194	21,670,502	29,716,159	24,088,013	23,778,450
12 Montreal	2,088,558,000	2,368,491,239	2,845,468,033	2,879,118,859	2,631,354,533	2,628,123,428	3,722,609,663	4,188,255,210	4,833,924,041	6,254,781,093
13 Moose Jaw		39,872,743	65,136,326	61,370,943	45,846,371	42,634,319	52,971,442	64,896,741	78,425,563	86,347,586
14 N. Westm'ster				28,424,494	19,284,692	13,460,082	13,878,003	17,480,445	23,565,159	28 714,013
15 Ottawa	193,714,888	213,952,292	244,123,451	207,667,008	209,662,599	211,636,519	261,049,599	291,197,713	357,598,753	472,691,921
16 Peterboro					11,338,896	20,970,664	26,675,636	32,917,018	37,574,621	41,376,004
17 Prince Albert			8,545,562	22,936,528	12,574,904	8,622,444	9,709 906	11,811,256	14,149,320	21,280,641
18 Quebec	123,710,055	133,319,176	158,760,185	165,654,745	165,873,241	158,325,906	192,163 703	213,504,960	237,904,224	290,983,483
19 Regina	50,739 159	73,032,088	115,727,647	132,087,457	98,205,535	87,122,611	124,349,591	169,800,113	184,624,626	210,989,136
20 St. John	77,843,546	77,328,182	88,969,218	82,447,747	78,259,921	77,058,264	90,946,795	102,948,814	117,133,609	153,139,927
21 Saskatoon	9,004,823	63,557,142	115,898,467	96,034,717	59,314,941	50,146,843	68,316,153	93,730,650	91,431,882	105,887,578
22 Sherbrooke							24,378,900	33,949,442	42,406,079	49,574,861
23 Toronto	1,593,954,254	1,852,397,605	2,160,230,376	2,181,281,577	2,013,055,664	1,885,956,257	2,570,229,725	3,004,785,565	3,379,864,506	4,251 644,303
24 Vancouver	444,988,818	543,484,354	645,118,877	606,849,710	420,951,718	281,575,949	321,588,718	419,610,898	545,368,714	655,913,205
25 Victoria	101,567,074	134,929,816	183,544,238	176,977,074	121,663,272	76,677,626	80,331,121	84,822,216	101,471,607	119,391,345
26 Windsor									43,354,403	95,790,321
27 Winnipeg	953,415,182	1,172,762,142	1,537,817,524	1,634,977,074	1,370,960,806	1,530,683,124	2,011,795,257	2,622,924,702	2,362,734,211	2,316,724,263
	6,154,701,015	7,391,368,207	9,155,881,412	9,275,139,154	8,087,728,595	7,805,888,010	10,509,496,068	12,564,633,205	13,776,332,726	16,701,279,382

Banks' Services In Public Finance

Have Been Depositaries for up to Four Hundred Million of Dominion Government Funds—Dominion Has, on Other Hand, Leaned Heavily on Banks for Temporary Funds—Large Holdings of Other Public Securities—Banks' Advances to Provinces and Municipalities.

THE advantages of having strong financial institutions, especially in time of stress, has been demonstrated by Canada's war-time experience. As a result of a decision made early in 1917, to float only one popular loan annually, large amounts had to be kept on deposit to the credit of the Dominion government, or else the principle of deficit financing had to be adopted, the Dominion banks advancing the money for war expenditures, and being repaid out of the proceeds of the loans subsequently floated. In practice both methods were resorted to, with the result that immediately after each loan the banks had large sums owing to the Dominion government, but by the time the next loan was offered the balance was on the other side. During the past three years the public expenditures were especially heavy, and the amounts at the credit or debit of the Dominion were correspondingly large.

War Loan Funds Left on Deposit

This is illustrated by the balances due to the Dominion government, as shown in the statements of the chartered banks submitted to the finance department each month. These balances are calculated "after deducting advances for credits, pay lists, etc." At the end of March, 1917, the total owed by the banks in this way was $45,934,629; on April 30th, after the third war loan had been sold, the total was $93,729,638. On September 30th, 1917, it had fallen to $19,888,938, and at the end of November, after the first Victory loan, it was over $71,000,000. During the first ten months of 1918 it averaged about $100,000,000, and after the second Victory loan was floated in November it reached $388,970,727. Thereafter it declined fairly regularly to about $100,000,000, and the statement as at November 30th last, including the results of the 1919 Victory loan, showed it to be $350,381,389.

The exact figures are as follows:—

	1917.	1918.	1919.
January	$33,090,492	$106,497,043	$236,119,588
February ...	49,142,452	69,419,615	238,256,091
March	45,934,629	89,606,599	228,201,515
April	93,729,638	94,771,219	188,129,800
May	58,075,066	117,664,042	113,860,593
June	29,230,596	86,436,245	128,890,218
July	21,748,070	87,301,606	140,575,172
August	25,271,715	85,393,676	100,639,909
September ..	19,888,938	97,328,077	110,217,948
October	62,025,194	116,362,321	121,028,537
November ..	71,071,106	388,970,727	350,381,389
December ...	65,998,553	254,927,913	.....

Amounts Owed to Provinces

These figures are illustrated on the accompanying chart. For purposes of comparison, the total balances due by the chartered banks to the provincial governments, over the same period, are also drawn. These totals, which show comparatively little variation, are as follows:—

	1917.	1918.	1919.
January	$21,951,499	$17,961,683	$21,238,779
February ...	22,569,930	20,754,135	20,800,889
March	22,231,364	19,275,830	21,646,571
April	22,416,890	17,846,752	21,754,210

Balances Due Dominion and Provincial Governments

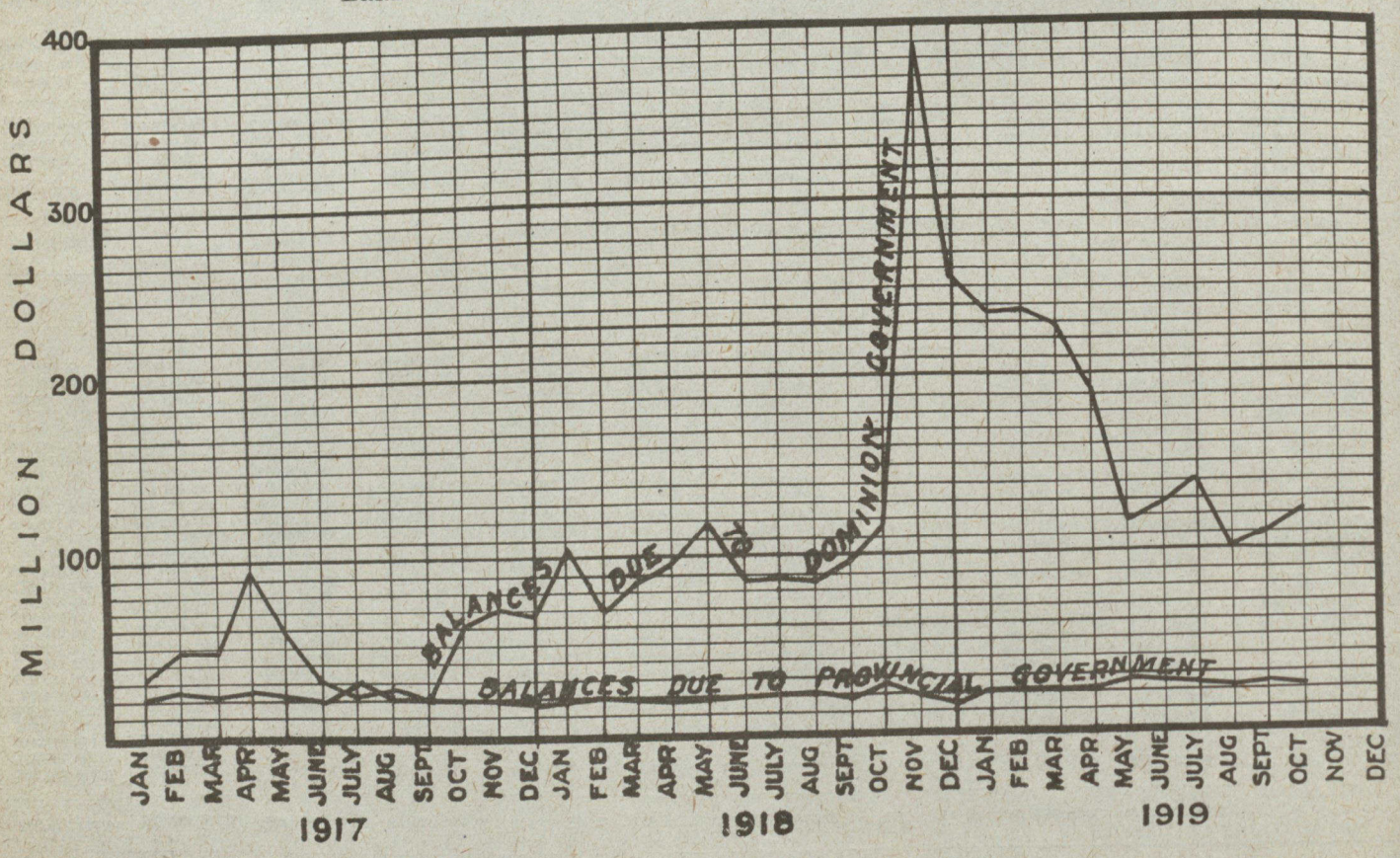

	1917.	1918.	1919.
May	20,076,311	19,018,352	26,196,865
June	19,093,266	20,531,269	24,454,438
July	29,517,573	22,623,369	23,499,116
August	21,247,058	22,037,448	23,552,757
September ..	21,392,853	20,216,474	24,094,698
October	22,510,190	23,761,147	20,699,308
November ...	19,399,492	18,287,227	17,625,464
December ...	16,781,521	14,756,299	.....

Banks Loaned to Government

The other side of the story is found among the assets in the banks' statements, under the heading of Dominion and provincial government securities. There is a column to show "loans to the government of Canada," but this column is left blank, for which practice the government is understood to be responsible, and as the advances are almost always made on the security of four months treasury bills, their inclusion under the first-mentioned heading is therefore justifiable. The results do not show clearly just how much is owed by the government to the banks, for any provincial bonds or short-term provincial bills which may be held by the banks are also included under this heading. The total of provincial securities, however, is not large in comparison with the extent to which the Dominion government has had to lean on the banks as a result of the policy adopted.

As the short-date bills were timed so as to mature as soon as possible after the flotation of the war loans, this item of "Dominion government and provincial government securities" is found to fall off rapidly after each public loan. On April 30th, 1917, it was $113,592,312, compared with $93,837,853 at the end of May. On November 30th, 1917, it was $195,508,089, after which it declined to $101,458,112 on March 31st, 1918. The comparison in the case of the second Victory loan was $278,208,357 on November 30th, 1918, against $112,160,131 on February 28th, 1919. At the end of October last it had reached $361,280,956, and the statement as at November 30th, which is the last available, shows it to have already dropped by that date to $336,855,869.

The figures for the past three years are shown on the accompanying diagram, and are as follows:—

	1917.	1918.	1919.
January	$63,697,347	$127,310,016	$159,039,874
February ...	100,018,609	113,725,526	112,160,131
March	110,876,373	101,458,112	115,180,320
April	113,592,312	101,764,911	117,616,232
May	93,837,853	101,116,979	123,939,312
June	95,504,814	100,152,237	224,301,264
July	134,085,656	143,774,425	278,190,601
August	142,483,388	179,039,711	273,332,930
September ...	142,698,962	223,313,609	323,781,953
October	191,939,668	277,053,142	361,280,956
November ...	195,508,089	278,208,357	336,855,869
December ...	188,703,175	206,935,283	.....

Other Public Securities Held

In order to show the part played by the banks in other public financing, holdings of Canadian municipal securities, and British, foreign and colonial public securities other than Canadian, are also illustrated on the same chart. These figures, which show a fairly steady increase up to a maximum of $260,000,000 last March, are as follows:—

	1917.	1918.	1919.
January	$163,299,724	$235,989,801	$259,462,077
February ...	182,808,459	242,256,480	259,422,456
March	178,893,152	250,422,761	260,003,939
April	178,624,830	260,978,505	258,504,084
May	178,833,219	269,102,070	256,617,235
June	167,769,412	266,226,264	254,147,015
July	182,461,263	255,155,438	253,490,909
August	176,249,192	252,239,043	254,235,984
September ...	176,015,496	250,698,255	255,098,813
October	172,639,288	250,254,056	255,684,576
November ...	218,405,643	248,398,067	253,341,708
December ...	224,093,823	253,518,074	.....

Banks' Holdings of Public and Corporation Securities

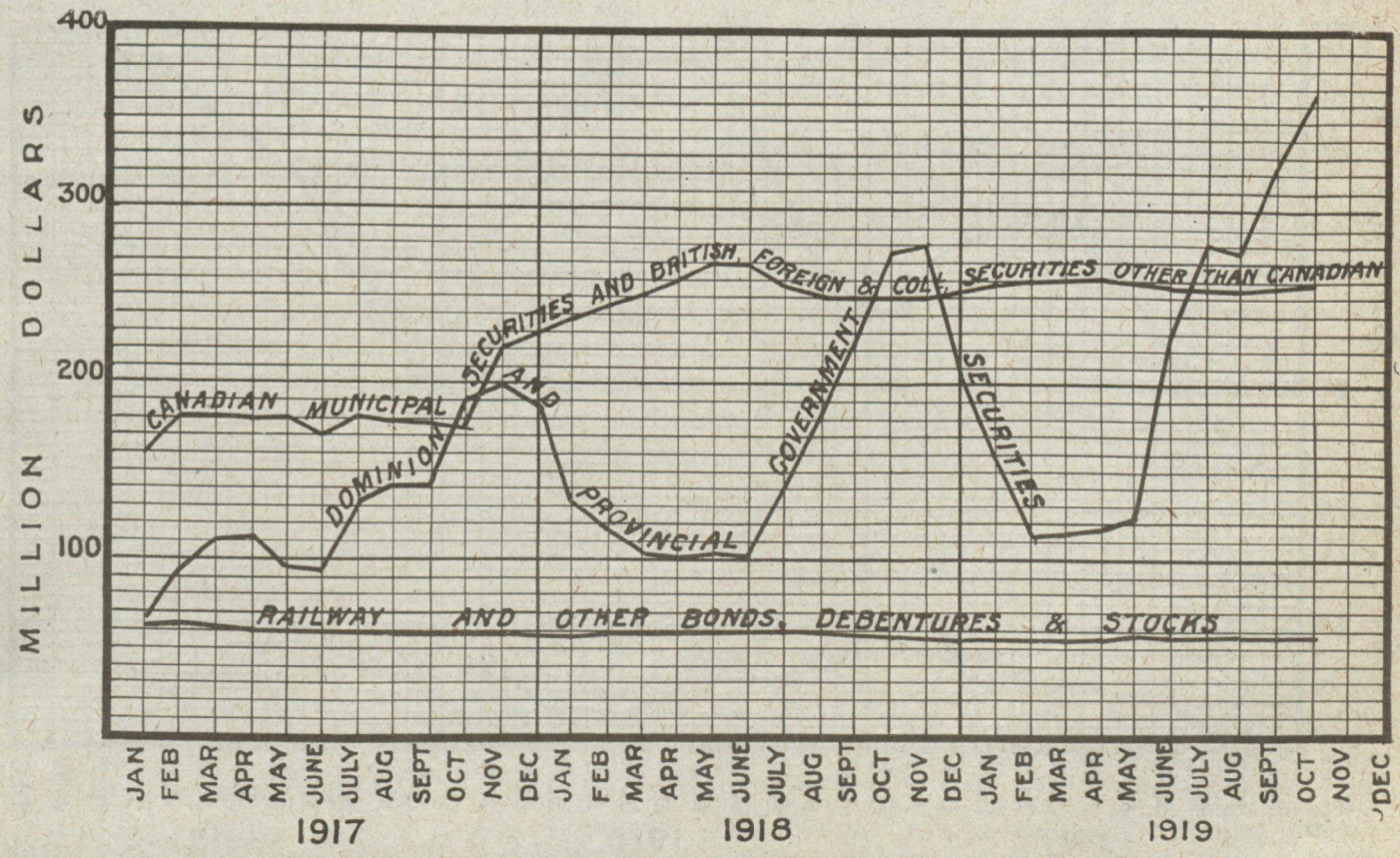

Securities Other Than Public

As the banks also hold substantial amounts of other securities, classified as "railway and other bonds, debentures and stocks," these totals, as given below, are introduced to show their relative insignificance:—

	1917.	1918.	1919.
January	$61,304,541	$55,830,072	$53,546,118
February	62,691,669	57,459,593	53,416,524
March	61,431,416	57,551,752	54,276,188
April	58,913,952	57,048,350	54,628,223
May	58,160,699	57,170,618	56,812,743
June	59,334,630	58,394,801	55,191,819
July	59,297,033	57,828,305	55,214,138
August	58,763,965	56,190,748	52,679,157
September	58,894,390	55,903,534	53,658,486
October	56,890,787	54,047,042	54,442,926
November	56,214,540	52,678,241	54,327,528
December	55,609,725	53,137,962	.....

Loans to Provinces and Municipalities

The third chart shows the loans to municipalities, and the loans to provincial governments. As already pointed out, the loans to the Dominion government are not shown separately, but are included in the holdings of Dominion and provincial government securities. The advances to municipalities have a regularly annual trend, as the banks are called upon to meet municipal expenditures early in the year, and are reimbursed out of taxes which are usually collected in largest volume from July to the end of the year. The greatest municipal debt to the banks is found, therefore, about midsummer. In 1919, however, it will be noticed that the highest figure was reached in August, and the total did not fall off in the autumn to the extent which it did during the preceding years.

The same trend is not found in the case of loans to provinces, because of differences in the methods of finance. The banks are frequently called upon to finance provincial works, or perhaps ordinary expenditures, during periods when the markets are not favorable to permanent financing.

The total bank loans to the municipalities and to the provinces during the past three years have been as follows:—

1917.	Provinces.	Municipalities.
January	$ 867,538	$24,487,273
February	1,282,016	26,121,324
March	2,739,191	29,877,911
April	4,881,196	35,931,996
May	4,394,166	39,790,191
June	5,423,688	42,757,673
July	5,056,122	43,989,207
August	5,011,228	43,940,176
September	5,430,535	42,721,563
October	7,695,949	41,204,781
November	8,640,399	36,459,598
December	9,774,419	36,353,039
1918.		
January	6,657,307	40,015,466
February	6,730,193	43,535,628
March	5,904,623	50,652,061
April	5,652,646	55,685,350
May	5,777,757	57,728,226
June	3,637,234	58,000,424
July	2,442,046	56,589,173
August	3,107,083	56,662,931
September	3,099,312	47,977,472
October	5,278,593	46,275,106
November	6,132,065	40,865,358
December	8,420,256	30,684,052
1919.		
January	5,410,289	32,640,198
February	6,159,859	36,830,183
March	6,636,143	41,993,305
April	8,660,899	47,911,199
May	8,156,982	50,356,227
June	8,104,927	52,349,352
July	3,700,208	54,455,738
August	4,846,194	57,536,867
September	6,667,116	57,033,309
October	11,226,420	56,116,897
November	13,815,103	52,703,363

Loans to Provinces and Municipalities

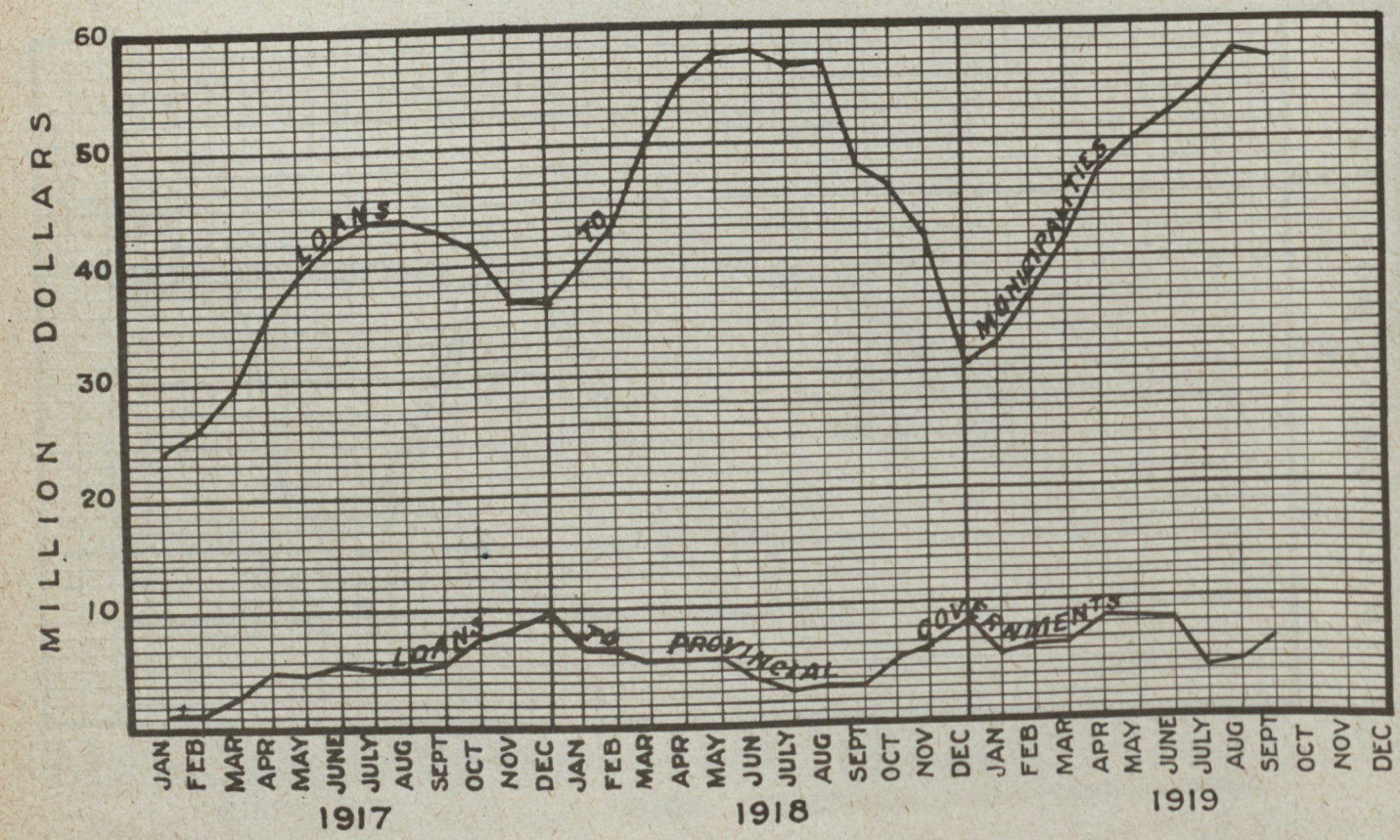

Trust Company Progress in 1919

Valuable Services are Increasingly Recognized—Some Important Ontario Legislation—Broad Scope of Trust Business—Guaranteed Investment Certificates—Other New Developments of the Year in the Trust Company Field.

By JOHN COWAN.

IN common with other financial institutions of the country, the trust companies of Canada have to report a large growth in their business during the past year. This applies to every department of trust company work, especially the estates and trusts departments. The field for trust companies is ever broadening with the growing industry and wealth of the country, and we may expect to see in Canada in the coming years their like growth and development as has taken place in the United States. With the formation of new industrial corporations, their services have been in frequent demand during the past year as transfer agents, registrars, disbursers of dividends on stock, trustees for bondholders, and also as depositary for the safekeeping of securities, the collection and payment over of dividends, mortgage interest, etc.

Wide Range of Business

At a gathering of financial advertisers, the modern trust company was well described as the departmental store of finance. Whilst this description is very applicable to trust companies in the United States it nevertheless applies to a certain extent to our Canadian trust companies on account of the great variety of business which they are called upon to handle. In whatever business men may engage, with all the ramifications of commercial and professional life and specializing that is taking place in every sphere, the trust company may and is constantly entering, giving service both to the living and to the dead. The range of their duties is wide, including the administration of all manner of estates, and filling positions of a fiduciary character of every nature and kind. As has been pointed out in previous issues of *The Monetary Times* there are a considerable number of so-called trust companies in the Dominion which differ greatly in the character of their business from that of the conservatively managed trust companies. Some of these former companies have been incorporated for a specific purpose, such as landholding, stock promotion, realty broking, or the carrying out of some individual private trust. The trust company, however, which alone has the right to merit public confidence or to be entrusted with the execution of trusts, the management of estates, or the investment of private or public funds, is the company which refrains from the employment of its own capital and reserve funds, or any other funds over which it may have control, in real estate speculation, dealing in bonds of a speculative character, the promotion of wildcat schemes, the acceptance of any work, or engaging in any kind of business which may embarrass it in times of abnormal or depressed financial conditions. Business of this character can only tend to shake public confidence in those institutions which have taken such a large share in the development of modern business.

It has been well said by an executive officer of long experience in trust company management, that a trust company having in its keeping the financial affairs of hundreds and sometimes thousands of beneficiaries, many of whom are dependent on the income received through the trust company, should not only confine the investment of its trust funds to such investments as are authorized by law, unless otherwise directed by the will or instrument under which it acts, but should be quite as careful to see that the guaranteed funds under its control, as well as its own capital and reserve, are equally well and securely invested.

Ontario Legislation

In conformity with this policy, and in order to further safeguard funds invested by the public with trust companies, the Ontario Legislature at its last session made certain amendments to The Loan and Trust Corporations Act. The statute relating to Trustees and Executors (R.S.O. 1914, Chap. 121, Sec. 28, S.S. 1) provides that a trustee may entrust moneys in his hands to a trust company incorporated or licensed under the laws of Ontario to invest as his agent in trustee securities. These securities are generally issued in the form of guarantee investment receipts, and carry the guarantee of a trust company as to payment of principal and interest thereon. By the amendment to the Loan and Trust Corporations Act referred to, where moneys are so received for investment by a trust company,

"(a) Such money shall be invested only in securities authorized by the Trustee Act.

"(b) Securities to the full amount of the moneys so received for investment and guaranteed shall be earmarked and set aside as definitely pledged as security therefor.

"(c) A sworn return shall be made to the Registrar quarterly on the 15th days of March, June, September and December in each year, drawn in accordance with the form prescribed from time to time by the Registrar, showing all such securities as they stood at the end of the last preceding month, and stating that they have been definitely set aside as securtiy for guaranteed investments."

A Good Investment

These guarantee investment receipts issued by conservatively managed trust companies provide an excellent form of investment for trust moneys, carrying as they do a double guarantee, first, the earmarked trustee securities, and secondly, the guarantee of the trust company receiving the funds. The average rate of interest on these receipts, which are generally issued for three, four or five-year periods, during the past year has been 5½ per cent. per annum.

In the spring of last year, prospects for a large loaning business looked particularly bright. It was the first year of peace after the world war. The building trade for obvious reasons had fallen far behind its requirements and there was a serious shortage of dwelling houses throughout the country. Unsettled labor conditions, however, made both building contractors and private individuals "go easy" with their plans, with the result that building operations have been much less extensive than they would otherwise have been. Despite this fact, however, a considerable amount of building took place, and there was a large increase over the previous year in the amount of funds loaned by trust companies on first mortgages over improved city property.

The average rate of interest on mortgages in Ontario is from 6½ to 7 per cent. per annum or from ½ of 1 per cent. higher than before the war. Interest payments have been particularly well met during the year. Despite the increase there has been in the interest rate, many beneficiaries whose incomes have been fixed by a will or other trust instrument, and is derived principally from this source, find that the high cost of living has practically cut their income in half.

One Merger and One New Company

During the past year a new trust company associated with one of the chartered banks made its appearance in Montreal, whilst two of the younger companies in Toronto formed an amalgamation which was welcomed by the other trust companies. There are now about thirty regular trust companies in Canada. The records of our Courts show that each year they are being more widely entrusted with the care and management of estates, both as executors named

in the will, and as administrators at the request of the next-of-kin in cases where the deceased has died without a will. The accuracy with which the inventories of the estate are compiled both on the application to the Courts for probate or administration and of the completeness of the estate accounts when they are being audited by the Surrogate Court Judge has greatly facilitated the work of the courts and of the Succession Duty Office. In estate management as in other departments of work, method and neatness tend toward accuracy, whilst careless accounting and dishonesty are next door neighbors.

Services in War Loan

During the recent Victory Loan campaign the trust companies rendered material assistance to the federal government by subscribing from their own funds, and by investing in Victory bonds, trust funds under their care. The total amount so subscribed reached many millions.

Service, that is the watchword of to-day. Men and institutions are being tested by the quality and extent of the service they are rendering to the common weal. Trust company service provides both economy and efficiency and by so doing has secured a large place in the business life of our country. In the coming years it is sure to find a still wider field, and will make still larger contributions towards maintaining sound business in the Dominion.

TRUST COMPANY ASSETS OVER HALF BILLION

In the accompanying table statistics are given of trust companies doing business in Canada during 1918. The figures are not complete, but all the larger trust companies are included in the list.

Total assets held by trust companies at the end of 1918 were $551,428,791. The paid-up capital was $16,175,709 and reserves were about one-half this amount. The profits for the year so far as reported totalled $1,530,814, which is about 9 per cent. on paid-up capital; dividends varying from 3 per cent. up to 16 per cent. were paid. While some of the companies date back before 1900, it will be noticed that most of them are comparatively young. Considering this fact, the aggregation of well over $500,000,000 of assets indicates the rapid progress that has been made. As pointed out in the accompanying article entitled, "Trust Company Progress in 1919," the advantages of corporate administration are being more and more appreciated.

RELATIONS WITH OTHER BANKS

In the course of their business the Canadian banks keep funds on deposit not only with banks in the United States, the United Kingdom and other countries, but also with other chartered banks in Canada. The largest sums are, of course, kept on deposit in the United States. The figures below illustrate this phase of Canadian banking during the past three years:—

	Due from banks in Canada.	Due from banks in U.K.	Due from banks elsewhere.
1917.			
January	$4,720,765	$30,238,719	$51,669,106
February	5,763,822	19,195,599	46,578,121
March	5,397,639	15,167,906	51,359,958
April	4,284,165	25,222,842	41,650,972
May	4,405,478	17,664,527	61,704,345
June	5,031,507	17,703,963	44,205,229
July	5,727,440	13,823,786	60,031,786
August	5,648,517	19,740,887	50,058,175
September	6,841,139	13,841,655	56,492,760
October	5,788,916	16,257,037	57,314,452
November	7,800,430	12,398,813	63,842,958
December	6,995,230	13,372,044	51,355,562
1918.			
January	6,837,725	14,193,440	43,511,652
February	5,837,553	11,109,247	45,946,642
March	6,452,492	10,750,669	56,836,858
April	3,366,413	9,325,438	53,564,308
May	3,839,112	11,518,428	40,112,05[illegible]
June	4,636,978	12,617,705	50,878,15[illegible]
July	4,083,682	8,298,812	45,735,998
August	4,840,301	9,108,360	54,455,629
September	5,461,514	8,325,560	43,763,911
October	4,305,687	12,452,503	46,420,058
November	7,239,313	13,026,750	46,632,903
December	5,838,216	13,867,197	43,220,938
1919.			
January	6,960,719	11,821,623	41,501,47[illegible]
February	8,409,585	9,250,181	42,595,838
March	7,287,982	10,763,482	44,583,970
April	9,515,060	7,445,880	41,230,016
May	6,178,928	9,652,684	47,474,793
June	4,280,792	14,557,257	48,484,051
July	3,858,427	15,531,796	84,255,121
August	3,906,961	9,924,266	46,286,574
September	3,693,555	11,588,642	48,056,076
October	4,305,687	12,452,503	46,420,058
November	5,051,034	16,969,591	59,174,502

TRUST COMPANIES—Statistics for Year Ended Dec. 31st., 1918.

NAME	Commenced Business	Capital Paid Up	Reserve	Capital Assets	Guaranteed Acc'ts	Estates, Trusts, etc.	Total Assets	Profits for Year	Dividend Rate %
Brantford Trust Co., Brantford, Ont.	1907	$ 300,000	$ 20,000	$ 329,615	$.....	$ 645,994	$ 975,609	$.....	6
British Empire Trust Co., London, Eng.	.....	.....	.....	4,694,870	.....	1,163,710	5,858,580	.....	.....
Can. Permanent Trust Co., Toronto.	1914	259,000	71,682	330,682	42,012	772,851	1,145,544	19,412	.....
Can. Trust Co., London, Ont.	1894	1,000,000	600,000	1,645,597	4,719,763	3,544,906	9,910,267	140,136	8
Can. Guaranty Trust Co., Brandon, Man.	1909	198,952	30,000	244,256	263,498	1,413,852	1,921,606	15,396	5
Capital Trust Co., Ottawa, Ont.	.....	404,065	.....	450,777	448,335	1,060,680	1,959,792	19,354	4
Crown Trust Co., Montreal.	1909	500,000	.....	686,988	.....	2,367,579	3,054,567	.....	6
Eastern Trust Co., Halifax.	.....	1,000,000	300,000	1,550,154	121,000	20,670,982	22,342,136	126,080	8
General Administration Society, Montreal.	1902	125,000	140,781	668,529	.....	9,538,056	10,206,585	25,483	8
Guelph Trust Co., Guelph.	1917	292,500	5,000	310,551	.....	.....	310,551	22,032	5
Imperial Trusts Co., Toronto.	1887	200,000	50,000	263,232	1,172,685	3,365,147	4,801,064	12,107	3
Imperial Canadian Trust Co., Winnipeg.	1911	912,500	204,311	1,461,919	.....	5,475,454	6,937,373	20,029	.....
London & Western Trust Co., London, Ont.	1897	500,000	170,000	699,051	.....	7,946,897	8,645,948	59,123	7
Mercantile Trust Co., Hamilton, Ont.	.....	487,600	100,000	677,009	432,592	4,516,119	5,625,722	49,481	6
National Trust Co., Toronto.	.....	1,500,000	1,600,000	3,238,221	6,897,900	69,955,549	80,091,670	266,784	10
Northern Trusts Co., Winnipeg, Man.	.....	1,500,000	423,000	2,143,867	1,295,801	9,525,521	12,965,189	.....	8
Nova Scotia Trust Co., Halifax, N.S.	1912	240,000	23,000	282,400	.....	368,829	651,229	.....	7
Osler & Nanton Trust Co., Winnipeg.	1911	250,000	56,570	424,342	.....	1,799,445	2,223,787	.....	7
Prudential Trust Co., Montreal.	.....	609,611	69,776	951,924	1,502,846	2,073,308	4,528,078	25,863	.....
Royal Trust Co., Montreal, Que.	1899	1,000,000	1,000,000	5,016,032	2,705,047	207,259,331	214,980,410	.....	16
Standard Trusts Co., Winnipeg.	.....	1,000,000	600,000	1,605,641	1,314,563	9,059,499	13,460,169	93,785	9
Sterling Trusts Co., Toronto.	.....	480,440	100,000	598,109	563,641	10,896,204	12,057,954	24,004	.....
Toronto General Trusts Co., Toronto.	1882	1,500,000	2,000,000	3,759,444	8,185,884	78,887,301	90,832,629	321,969	10
Trusts & Guarantee Co., Toronto	1897	1,391,927	465,244	2,507,584	5,182,061	12,783,554	20,473,199	107,543	6
Union Trust Co., Toronto.	1901	1,000,000	450,000	1,542,031	5,218,020	6,103,487	12,863,538	111,226	7
Western Trust Co., Winnipeg, Man.	.....	1,005,000	200,000	1,287,767	1,011,434	6,430,046	2,368,338	71,007	5
Winnipeg Mercantile Trust Co., Winnipeg.	1907	65,614	8,000	81,001	6,729	149,557	237,287	.....	.....
Totals		17,722,209	8,687,364	37,451,593	41,083,811	471,343,812	551,428,791	1,530,814	

The Royal Bank of Canada

INCORPORATED 1869

CAPITAL AUTHORIZED -	$25,000,000	RESERVE FUNDS - - -	$18,000,000
CAPITAL PAID-UP - -	$17,000,000	TOTAL ASSETS - - -	$533,000,000

HEAD OFFICE - MONTREAL

BOARD OF DIRECTORS

SIR HERBERT S. HOLT, President E. L. PEASE, Vice-President

JAS. REDMOND	A. J. BROWN, K.C.	SIR MORTIMER B. DAVIS	W. H. McWILLIAMS
G. R. CROWE	W. J. SHEPPARD	G. H. DUGGAN	CAPT. WM. ROBINSON
D. K. ELLIOTT	C. S. WILCOX	C. C. BLACKADAR	A. McTAVISH CAMPBELL
HON. W. H. THORNE	A. E. DYMENT	JOHN T. ROSS	ROBERT ADAIR
HUGH PATON	C. E. NEILL	R. MacD. PATERSON	

E. L. PEASE, Managing Director C. E. NEILL, General Manager M. W. WILSON, Supt. of Branches

630 BRANCHES IN CANADA, NEWFOUNDLAND, WEST INDIES, &c.

BRANCHES IN CANADA AND NEWFOUNDLAND

Alberta - -	42	Ontario - -	163
British Columbia -	48	Prince Edward Island	10
Manitoba - -	35	Quebec - -	53
New Brunswick -	25	Saskatchewan - -	105
Nova Scotia - -	66	Newfoundland - -	9

BRANCHES IN WEST INDIES

Cuba—33 Branches, Havana, Santiago, etc.
Porto Rico—San Juan, Mayaguez, Ponce.
Dominican Republic—Santo Domingo, etc. (5 branches).
Guadeloupe—Basseterre and Pointe-a-Pitre.
Martinique—Fort de France.
Haiti—Port au Prince.
Antigua—St. John's.
Bahamas—Nassau.
Barbados—Bridgetown and Speightstown.
Dominica—Roseau.
Grenada—St. Georges.
Jamaica—Kingston.
Montserrat—Plymouth.
Nevis—Charlestown
St. Kitts—Basseterre.
Tobago—Scarborough.
Trinidad—Port of Spain and San Fernando.

BRANCHES IN CENTRAL AND SOUTH AMERICA

Argentine—Buenos Aires
British Honduras—Belize
British Guiana—Georgetown, New Amsterdam and Rose Hall
Brazil—Rio de Janeiro
Costa Rica—San José
Venezuela—Caracas, Cuidad Bolivar, Maracaibo and Puerto Cabello
Uruguay—Montevideo

SPAIN—BARCELONA, Plaza de Cataluña, 6

GREAT BRITAIN:

LONDON - - - Princes St., E.C.

T. R. WHITLEY, Manager. JAS. MACKIE, Joint Manager

UNITED STATES:

NEW YORK - - - 68 William St.

F. T. WALKER, J. A. BEATSON,
E. B. McINERNEY and J. D. LEAVITT, Agents

FRENCH AUXILIARY:

THE ROYAL BANK OF CANADA (FRANCE), PARIS—28 Rue du Quatre-Septembre

PRINCIPAL CORRESPONDENTS:

GREAT BRITAIN	Bank of England. London County Westminster and Parr's Bank, Ltd. Bank of Scotland. London Joint City and Midland Bank, Ltd.
UNITED STATES	New York—Chase National Bank. " American Exchange National Bank. " Chemical National Bank. " Merchants National Bank. Boston—National Shawmut Bank. " First National Bank. Chicago—Continental & Commercial National Bank. Philadelphia—Philadelphia National Bank.
UNITED STATES	Minneapolis—First & Security National Bank. San Francisco—First National Bank. Buffalo—Manufacturers & Traders National Bank. New Orleans—Canal Commercial Trust & Sav. Bk.
FRANCE	Comptoir National d'Escompte. London County & Westminster Bank (Paris) Ltd.
SPAIN	London County Westminster & Parr's Bank Ltd. Garcia-Calamarte & Co.
ITALY	Credito Italiano.
INDIA, CHINA AND JAPAN	Hongkong and Shanghai Banking Corporation.
AUSTRALASIA	Bank of New South Wales.

Effects of Canadian Trade On Exchange

How War Time Trade and Finance Have Placed Exchange Rates at Present Levels—Influence of Investments—Canadian Tariff Wall Against United States Now Higher in Proportion to Premium on New York Funds.

THE effects of the new trade situation on exchange are described and illustrated in an interesting way in the National Bank of Commerce Monthly for January. The article says:—

"The need of Canadian importers for New York funds upon which to draw in order to meet obligations incurred from purchases in the United States is so great that on December 15 New York exchange was at a premium of 9 per cent. in Montreal, and Canadian funds were at a corresponding discount in New York. As usual, Canada finds herself a debtor to the United States, but a heavy creditor of Great Britain. At present, however, British firms owing for Canadian purchases desire time in which to meet their obligations, both because of the disorganization of British economic life as a result of the war, and because immediate payment would impose a heavy additional burden in the face of the present situation as to sterling. In other words, Canadian exchange on New York is suffering from the factors which have so violently depressed sterling. During the course of the war, Great Britain shipped large amounts of gold to Canada, and, until our entry into it, Canada in turn shipped considerable quantities of gold to the United States, but that movement practically ceased when we became participants in the struggle. At the present time, although the gold stocks in the Dominion are adequate to maintain a satisfactory currency position, it is quite impossible to correct the exchange rate by gold shipments to the United States.

"Before the war, New York funds were at a slight discount in Montreal during part of the year, and at all times

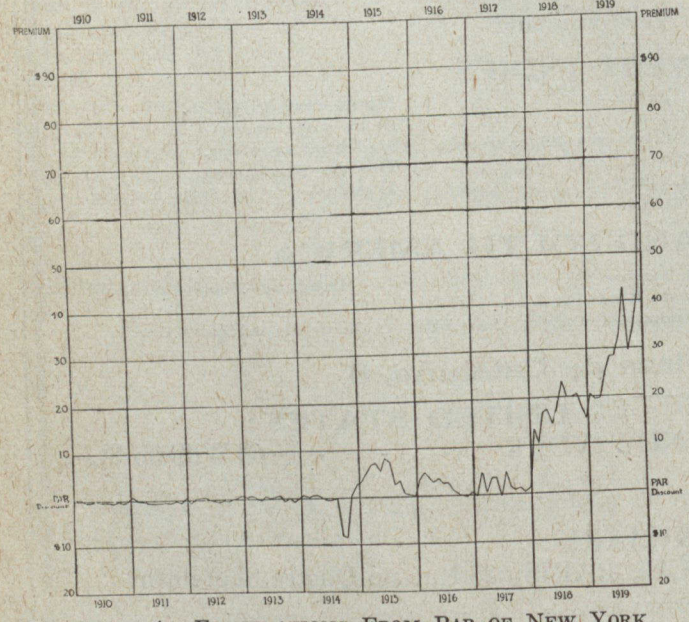

CHART A—FLUCTUATIONS FROM PAR OF NEW YORK EXCHANGE IN MONTREAL
Premium or Discount per $1,000.

the fluctuation in exchange between New York and Canada was through a very narrow range, as it cost but seventy cents per $1,000, or 5/64 of 1 per cent. on either side of par, to transfer gold. This was reflected in the custom of circulating Canadian and United States coins at par in the border cities. Chart A shows the fluctuations in the cost of New York exchange in Montreal for the ten years from 1910 to 1919. The movement is expressed in premium or discount per $1,000 in dollars.

"Although in comparison with the depression of other foreign exchanges the discount on Canadian exchange is not great, it has caused a good deal of worry in Canada, because of the closeness of the commercial relations between the Dominion and the United States. It has been especially annoying because the financial and trade position of Canada

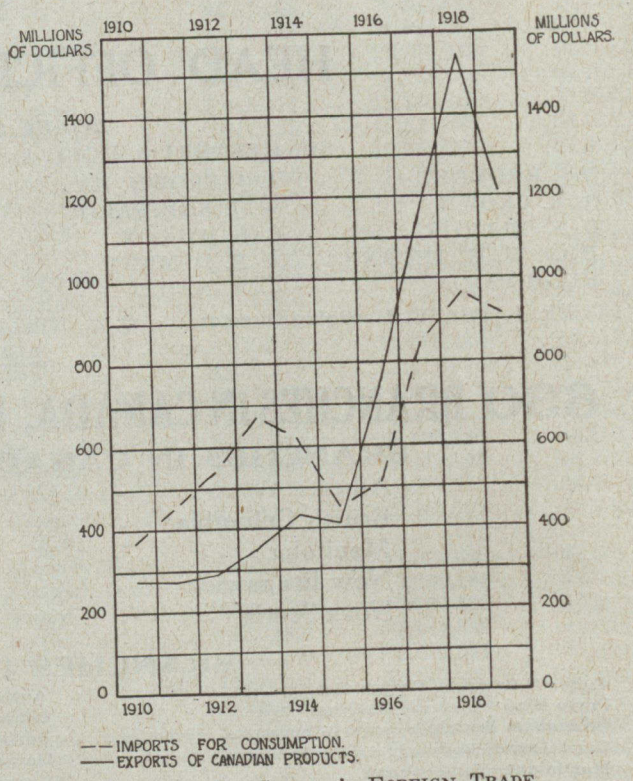

CHART B.—CANADA'S FOREIGN TRADE.

is thoroughly sound. Prior to 1916, imports of merchandise into Canada, with the exception of a few unusual years, had exceeded exports. Beginning with that year, however, as a result of war conditions, the current turned, Canadian exports being well in excess of imports. Chart B indicates the movement of merchandise in and out of Canada from 1910 to date.

"Not only have Canadian exports as a whole greatly increased, but a remarkable change is taking place also in their character. Manufacturing exports in the fiscal year ended March 31, 1913, were about $44,000,000, while for the fiscal year ended March 31, 1919, they were $549,000,000, a remarkable increase, even when due allowance is made for the rise in prices.

"Canada has for sale the products which Great Britain desires to buy. Hence a large share of the total goes to the United Kingdom. Before the war the British share constituted approximately half of Canadian exports. By 1917 it had risen to 65 per cent., although for the fiscal year ending March 31, 1919, it declined to 44 per cent. On the other hand, Canada buys in the markets of the United States. The percentage of the total imports received from this country has risen steadily from 59 per cent. in 1910 to 82 per cent. in 1919. Charts C and D show the position of Canada with regard to merchandise movements to and from the United States and Great Britain.

"The degree to which Canadian commercial, financial and industrial organization is bound up with that of Great

The Canadian Bank of Commerce

SIR EDMUND WALKER, C.V.O., LL.D., D.C.L.
President.

Z. A. LASH, K.C., LL.D.
Vice-President.

SIR JOHN AIRD,
General Manager.

H. V. F. JONES,
Assistant General Manager.

HEAD OFFICE, - TORONTO

ESTABLISHED 1867

Paid-up Capital - - - $15,000,000

Reserve Fund - - - - $15,000,000

TOTAL ASSETS

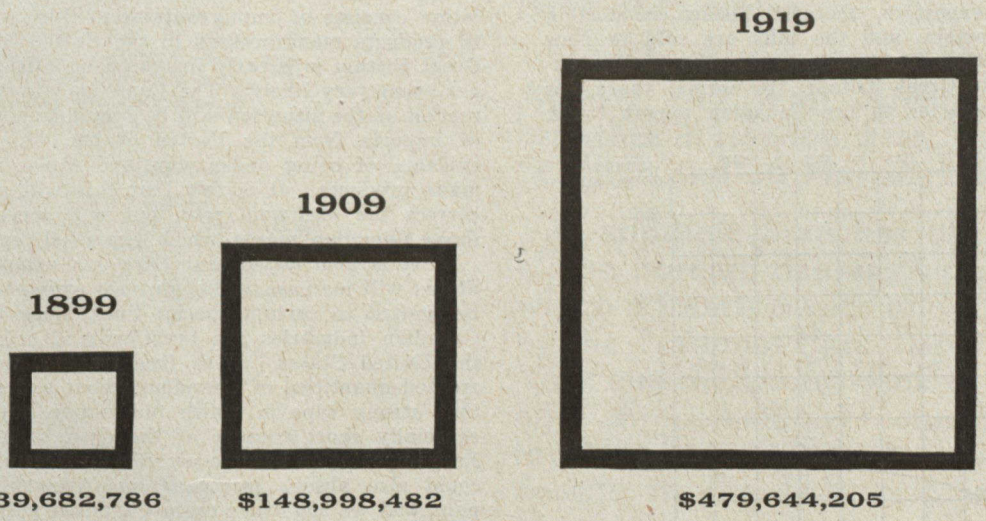

The diagram above sets out graphically the strides made by this Institution in the past twenty years.

The number of branches has increased from 55 in 1899 to 507 at the end of November, 1919. They include all the important towns and cities in Canada and Newfoundland, and such important centres as London, Eng., New York, San Francisco, Portland, Ore., Seattle and Mexico. The Foreign Department at the Head Office is well equipped to advance trade between Canada and other countries.

Britain and the United States is by no means solely measured, however, by the direction of trade relations. Canada, from the standpoint of development of natural resources, is a new country. Before the war, she was a consistent importer of capital, which was supplied from London and New York. In October, 1919, Canadian securities held in the United States, including holdings of government, state and municipal bonds, and in railroads and public utilities, but excluding Canadian industrial securities, amounted to more than $400,000,000. Investments of capital from the United States in Canadian industrial enterprises take varied forms, and it is not possible to determine an exact total. A large part of our investments there consist in Canadian branches of United States manufacturing industries. Our citizens, also, are holders of securities of industries primarily Canadian as to invested capital, and Canadians are to a degree investors in enterprises in the United States.

U. S. Investments Still Coming

"A careful estimate placed investments of capital from this country in Canadian industrial concerns at $265,000,000 in May, 1919. Since that date it is believed that there has been a considerable increase in these investments, which now probably approximate $300,000,000, so that the total of capital from the United States invested in Canada is known to be in excess of $700,000,000. Payments of interest and capital make a large addition to the balance which must be remitted by Canada to the United States.

"British investments in Canada are also very large, and the war has further complicated British-Canadian financial relations. Great Britain advanced large amounts to the Canadian government during the progress of the war, and in the aggregate Canadian interest payments to Great Britain are heavy. On the other hand, Canada made direct advances to Great Britain, and made heavy sales of Canadian products on credit.

"The Canadian exchange market is New York. This is inevitable, because New York is the centre for dealings in exchange in North America, exactly as London is for Great Britain. Canadian exporters, therefore, draw in sterling against British importers, and the bills are sold in New York. Wheat and other food products are the leading exports from Canada to Great Britain. In normal years this gives a seasonal character to the Canadian export trade,

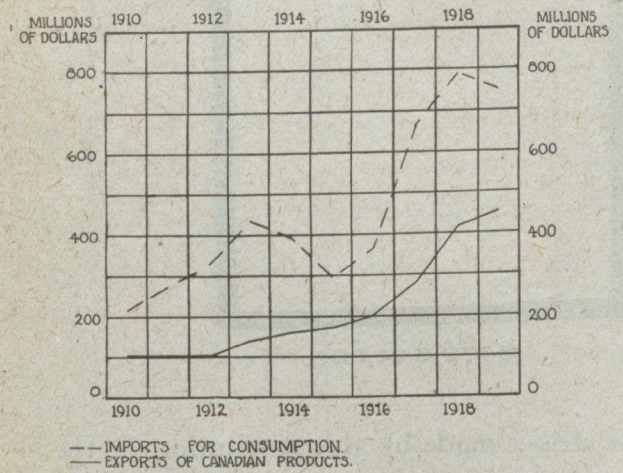

CHART C—CANADA'S TRADE WITH UNITED STATES

and during those times of the year when their products were being chiefly marketed in Great Britain there was a large amount of Canadian-owned sterling sold in New York, with a consequent accumulation here of Canadian funds. Those Canadian importers who could arrange to pay their obligations in the United States during the fall and early winter were therefore able to remit at a small advantage, while New York funds were usually at a slight premium in Canada in the late winter, spring and early summer. It will be seen, however, that the seasonal advantage held in the New York market by Canadian importers of goods from the United States was dependent upon the payment of British indebtedness to Canada, which is now being deferred for reasons already noted.

Protection to Canadian Manufacturer

"The present situation is disadvantageous to the exporter here because it amounts in effect to an addition to the tariff protection which Canadian manufacturers enjoy. It tends to discourage Canadian purchasing in the United States,

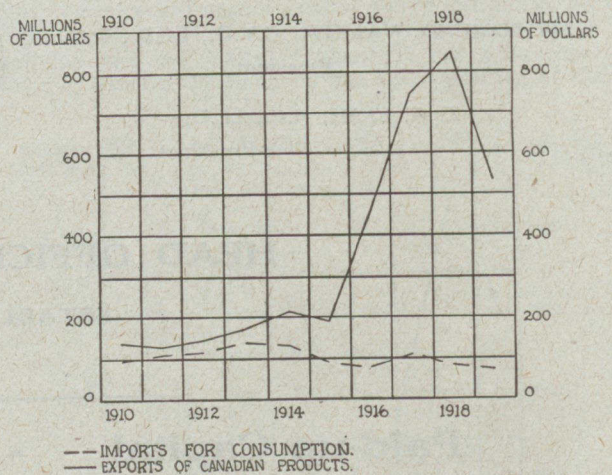

CHART D—CANADA'S TRADE WITH UNITED KINGDOM

but, on the other hand, in so far as Great Britain can supply Canada's needs, British products in Canada have the advantage of the discount on sterling. At present, however, British productive capacity is far from normal, and even if this were not so, in most lines Canadian purchasers are accustomed to goods from the United States. Especially in the Canadian Northwest, a considerable part of the population consists of immigrants from this country accustomed to products manufactured in the United States. Buying in Great Britain in greatly increased quantities, therefore, does not seem very likely. The Canadian viewpoint is that correction of the situation will be brought about by curtailment of imports from the United States, which already shows evidence of being under way, and replacement by Canada-made products. It is felt that this will not only serve to correct the exchange rate, but will serve also to occupy those Canadian plants which expanded for war production.

"It is also hoped that Canadian exports to the United States will increase, although such expansion will inevitably be limited to certain special lines, since in many respects Canadian industries are practically identical with those of the United States. With free trading, we can absorb increased quantities of Canadian wheat and flour, which is of that strong type in which our native supply is this year especially short because of the drought in the north-west. Free importation became possible on December 15, 1919. We could also absorb increased quantities of Canadian wood pulp, and we could use more Canadian paper, if the present demand for it continues. As our own forests disappear, our markets would also absorb larger imports of Canadian lumber. For the most part, however, Canada can sell in the United States only by superiority of product or lower cost of production. Natural advantages in her favor are limited to a very few products.

"Increased investment of American capital in Canada is also expected to exert an influence toward reduction in the premium Canadians must pay for New York funds. This is taking place, as already noted, not, however, by the flotation of large government loans or private issues, but by a gradual and quiet movement of capital by individual investors. An interesting feature of the investment situation which has resulted from the exchange rate is that Canadian holders of provincial or municipal bonds are profiting by the fact that most of them are payable, both as to interest and premium, either in Canada or New York."

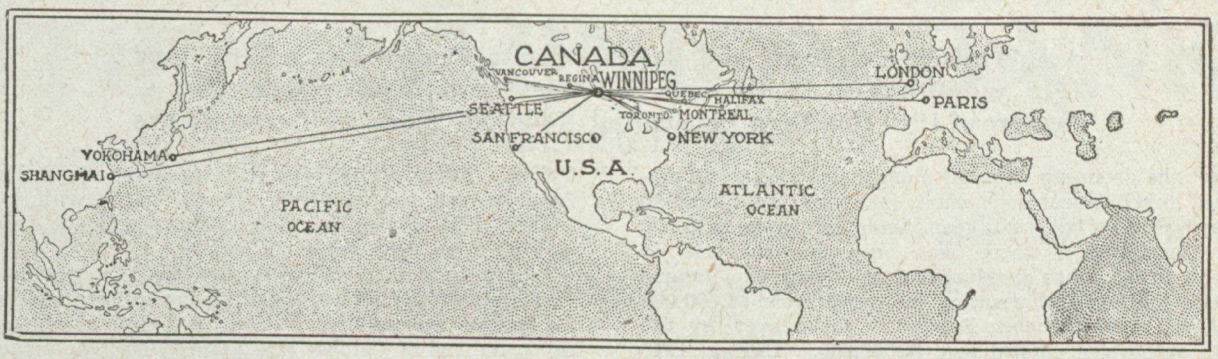

—In Canada and Abroad

BOARD OF DIRECTORS.

Lieut.-Col. Sir William Price, Honorary President.
John Galt, Esq., President.
R. T. Riley, Esq., Vice-President.
G. H. Thomson, Esq., Vice-President.
W. R. Allan, Esq.
Major Hume Blake, Toronto.
G. H. Balfour, Esq., Winnipeg.
M. Bull, Esq., Winnipeg.
Major-Gen. Sir John W. Carson, K.C.B., Montreal.
B. B. Cronyn, Esq., Toronto.
E. L. Drewry, Esq., Winnipeg.
S. E. Elkin, Esq., M.P., St. John, N.B.
Stephen Haas, Esq., Toronto.
A. Hitchcock, Esq., Moose Jaw.
J. S. Hough, Esq., K.C., Winnipeg.
F. E. Kenaston, Esq., Minneapolis, Minn.
R. O. McCulloch, Esq., Galt, Ont.
W. H. Malkin, Esq., Vancouver, B.C.
Wm. Shaw, Esq., Quebec.

OFFICERS.

H. B. SHAW, General Manager.
J. W. HAMILTON, Asst. General Manager.
F. W. S. CRISPO, Asst. General Manager.
F. W. ASHE, Asst. General Manager.
GEO. WILSON, Asst. General Manager.

HEAD OFFICE - WINNIPEG.

Coincident with Canada's foreign trade ambitions we have made remarkable progress toward the fulfilment of our policy to build up an institution of an international character that will provide a financial highway for Canadian trade with foreign countries.

Across Canada there are more than 390 branches of the Union Bank of Canada.

We have our own New York Agency, (49 Wall Street) and two branches in London, Eng., (6 Princes St., E.C., and 26 Haymarket, W.)

In addition, branches of the Park-Union Foreign Banking Corporation, which is jointly owned and controlled by the National Park Bank of New York and the Union Bank of Canada, offer direct banking connections in the Far East, at San Francisco and Seattle in the U.S. and in Paris, France.

UNION BANK
OF CANADA

Capital & Reserve $13,600,000
Assets Exceed $174,000,000

Capital and Reserves of Canadian Banks

Authorized, Subscribed, and Paid-up Capital Decreased in 1917 and 1918, but Increased Last Year — Reserve Shows Increase Each Year — Feature of 1919 Has Been Substantial Additions Made by Twelve Banks

TO offset the declining value of money, and also to be prepared for business expansion, many of the Canadian banks have during the past year made increases in their capital. During 1917 there was only one increase in authorized capital, when in March of that year the Banque d'Hochelaga had its authorization increased from $4,000,000 to $10,000,000. The Quebec Bank was taken over by the Royal; its authorized capital was $5,000,000. During 1918 there were no increases, and through the dropping out of the Bank of British North America and of the Northern Crown Bank the total authorized capital of Canadian banks decreased from $189,866,666 to $179,000,000.

During the past year the following increases have been authorized:—February, Bank of Montreal, $25,000,000 to $28,075,000; March, Union Bank, $8,000,000 to $15,000,000; May, Bank of Nova Scotia, $10,000,000 to $15,000,000; July, Merchants Bank, $10,000,000 to $15,000,000; October, Provinciale, $2,000,000 to $5,000,000. This is a total of $23,075,000, but in May the Bank of Ottawa was absorbed by the Bank of Nova Scotia, and after its authorization of $5,000,000 is deducted, the net increase is $18,075,000.

Subscribed Capital

In 1917 the Royal Bank increased its subscribed capital by $911,700; that of the Standard was increased by $40,800, and that of the Weyburn Security by $10,000. The elimination of the Quebec Bank with a subscribed capital of $2,735,000 reduced the total from $113,863,966 at the end of 1916 to $112,091,466 at the end of 1917.

During 1918 the following additional stock was subscribed:—Standard, $26,900; Weyburn, $6,000; Montreal, $2,903,800; Royal, $1,088,300; and the Bank of British North America and the Northern Crown Bank, with subscribed capital of $4,866,666 and $1,431,200 respectively, dropped out, making a net decrease of $2,272,866.

Larger amounts still were subscribed in 1919, no less than eight out of the 18 now existing banks opening their books for further subscriptions. The total subscribed (par value) up to the end of October was $12,312,700. The amalgamation of the Bank of Ottawa with the Bank of Nova Scotia on May 1st effected a reduction of $4,000,000, so the net increase during the first ten months of the year was $8,312.700. The new subscriptions for the various banks, by months, are shown in the table accompanying this article.

The totals of authorized and subscribed capital of Canadian banks, as shown by the statements issued by the Finance Department, have been as follows:—

1918.	Capital authorized.	Capital subscribed.
January	$189,866,666	$112,091,466
February	189,866,666	112,095,066
March	189,866,666	112,095,066
April	189,866,666	112,095,066
May	189,866,666	112,097,066
June	189,866,666	112,111,266
July	183,866,666	111,780,366
August	183,866,666	111,781,466
September	183,866,666	111,781,466
October	179,000,000	106,914,800
November	179,000,000	106,914,800
December	179,000,000	109,818,600

Capital subscribed.	January.	February.	March.	April.	May.	June.	July.	August.	September.	October.	Total increases.
Montreal	$129,600	$ 41,600	.....	$ 925,000	.....	.....	.....	.....	.....	.....	$ 1,096,200
Nova Scotia	.....	.....	.....	.....	$3,200,000	.....	.....	.....	.....	.....	3,200,000
Merchants	.....	.....	.....	.....	928,800	$ 183,500	$ 86,000	$ 5,400	$ 800	$ 195,500	1,400,000
Provincial	.....	.....	.....	1,000,000	.....	.....	.....	.....	.....	.....	1,000,000
Union	.....	163,500	$ 122,200	119,200	292,100	96,200	69,400	21,200	484,800	329,300	1,697,900
Royal	544,000	637,900	217,900	407,800	242,300	282,300	83,700	39,500	452,000	3,700	2,911,100
Hamilton	.....	.....	726,400	66,200	194,100	13,300	.....	.....	.....	.....	1,000,000
Weyburn	.....	.....	.....	7,500	.....	.....	.....	.....	.....	.....	7,500
	$673,600	$ 843,000	$1,066,500	$2,525,700	$4,857,300	$ 575,300	$239,100	$ 66,100	$ 937,600	$ 528,500	$12,312,700
Bank of Ottawa dropped out May 1st											4,000,000
Net increase											$ 8,312,700

Cap. paid up.	January.	February.	March.	April.	May.	June.	July.	August.	September.	October.	Total increases.
Montreal	$129,600	$ 41,600	.....	$ 925,000	.....	.....	.....	.....	.....	.....	$ 1,096,200
Nova Scotia	.....	.....	.....	.....	$3,200,000	.....	.....	.....	.....	.....	3,200,000
Merchants	.....	.....	.....	.....	846,700	$ 137,203	$ 99,319	$ 32,266	$ 21,277	$ 204,770	1,341,535
Provincial	.....	.....	.....	814,135	6,625	123,830	9,790	4,120	8,255	16,905	986,660
Union	.....	148,740	101,130	85,340	177,700	111,750	116,975	41,730	507,185	344,410	1,634,960
Royal	.....	830,690	321,700	116,260	75,820	740,330	60,250	19,260	659,530	52,510	2,875,850
Hamilton	.....	.....	603,160	95,410	164,100	71,960	11,590	15,850	18,870	5,820	983,760
Home	.....	.....	70	.....	.....	71	.....	.....	93	.....	234
Sterling	.....	73	439	1,173	2,024	1,298	168	378	68	106	648	6,375
Weyburn	.....	.....	.....	51,856	5,475	.....	...	.....	.....	...	...	57,331
	$129,673	$1,021,469	$1,079,089	$2,043,644	$4,471,743	$1,185,312	$298,302	$113,294	$1,215,316	$ 625,063	$12,182,905
Bank of Ottawa dropped out May 1st											4,000,000
Net increase											$ 8,182,905

Reserve.	January.	February.	March.	April.	May.	June.	July.	August.	September.	October.	Total increases.
Montreal	$113,400	$ 36,400	.....	$1,309,375	.....	.....	.....	.....	.....	.....	$ 1,459,175
Nova Scotia	.....	.....	.....	.....	$6,000,000	.....	.....	.....	.....	.....	6,000,000
National	.....	.....	.....	100,000	.....	.....	.....	.....	.....	.....	100,000
Provincial	.....	.....	.....	.....	.....	200,000	.....	.....	.....	.....	200,000
Union	.....	89,244	60,678	51,204	106,620	67,050	70,191	25,298	304,325	206,646	981,256
Royal	.....	415,345	160,850	58,130	37,660	695,165	30,125	9,630	454,765	26,255	1,887,925
Hamilton	.....	200,000	301,580	47,705	82,050	35,980	5,795	7,925	9,435	2,910	693,380
Ottawa	.....	.....	.....	250,000	.....	.....	.....	.....	.....	.....	250,000
Imperial	.....	.....	.....	500,000	.....	.....	.....	.....	.....	.....	500,000
Home	.....	.....	.....	.....	100,000	.....	.....	.....	.....	.....	100,000
Sterling	.....	.....	.....	50,000	.....	.....	.....	.....	.....	.....	50,000
Weyburn	.....	.....	40,000	.....	.....	.....	.....	.....	.....	.....	40,000
	$113,400	$ 740,989	$ 563,108	$2,366,414	$6,326,330	$ 998,195	$106,111	$ 42,853	$ 768,525	$ 235,811	$12,261,736
Bank of Ottawa dropped out May 1st											5,000,000
Net increase											$ 7,261,736

THE DOMINION BANK

ESTABLISHED 1871

Capital Paid Up - - - - $6,000,000

Reserve Fund and Undivided Profits, - $7,500,000

Sir Edmund B. Osler, President

A. W. Austin
Sir Augustus M. Nanton } Vice-Presidents

London, England,
Branch
73 Cornhill E.C. 3

S. L. Jones,
Manager

New York Agency,
51 Broadway.

C. S. Howard,
Agent

HEAD OFFICE OF THE DOMINION BANK, TORONTO

CLARENCE A. BOGERT, General Manager

1919.	Capital authorized.	Capital subscribed.
January	$179,000,000	$110,492,200
February	182,075,000	111,335,200
March	189,075,000	112,401,700
April	194,075,000	114,927,400
May	189,075,000	115,784,700
June	189,075,000	116,360,000
July	194,075,000	116,599,100
August	194,075,000	116,665,200
September	194,075,000	117,602,800
October	197,075,000	118,131,300

Capital Paid Up

During 1917 the dropping out of the Quebec Bank with a paid-up capital of $2,735,000 was offset by new amounts of stock paid up in the other banks as follows:—Royal, $911,-700; Standard, $107,350; Home, $724; Northern Crown, $275; Sterling, $4,776; Weyburn Security, $37,610. These total $1,-062,435, the amount for all Canadian banks showing a reduction from $113,346,341 to $111,673,776.

A further reduction in the paid-up capital of Canadian banks is found in 1918, owing to the fact that the Bank of British North America, with a paid-up capital of $4,-866,600, and the Northern Crown, in which case the amount was $1,429,447, were absorbed. Stock in the other banks was paid up with a par value as follows:—Montreal, $2,903,-800; Royal, $1,088,300; Standard, $82,200; Home, $272; Sterling, $4,112; Weyburn Security, $26,010; total of $4,-114,734, leaving a net reduction of $2,181,379.

A total of $12,182,905 has been paid up in 1919, up to the end of October, and after deducting $4,000,000, the paid-up capital of the Bank of Ottawa, an increase of $8,182,905 is found. The amounts paid up each month for each bank are shown in the accompanying table.

Rest or Reserve Fund

Coming to rest or reserve fund, we find in 1917 a net increase of $717,350. The additions made were as follows:—Banque Nationale, $100,000; Banque Provinciale, $50,000; Royal Bank, $1,440,000; Standard Bank, $107,350; Weyburn Security, $20,000. These total $1,717,350. The reserve of the Quebec Bank was $1,000,000.

During 1918, the following additions were made:—Montreal, $2,540,825; Nationale, $100,000; Provinciale, $50,000; Union, $200,000; Commerce, $1,500,000; Royal, $1,000,000; Standard, $82,240; Hochelaga, $100,000; Sterling, $50,000; Weyburn Security, $25,000; total, $5,648,065. The reserve of the Bank of British North America was $3,017,333, and that of the Northern Crown was $715,600. These reduced the increase to a net of $1,915,132.

Still larger additions were made during the past year, the total up to the end of October being $12,261,736. The reserve of the Bank of Ottawa was $5,000,000, so that the net increase for the ten months was $7,261,736. The additions are shown in the accompanying table.

The paid-up capital and the reserves of all Canadian banks have been as follows since the beginning of 1918:—

1918.	Capital paid up.	Rest or reserve fund.	Total.
January	$111,709,465	$114,161,223	$225,870,688
February	111,713,047	114,163,908	225,876,955
March	111,727,692	114,176,008	225,903,700
April	111,731,633	114,329,718	226,061,351
May	111,735,615	114,333,518	226,069,133
June	111,781,331	114,344,068	226,125,399
July	111,450,680	114,140,148	225,590,828
August	111,451,963	114,141,248	225,593,211
September	111,453,477	114,142,333	225,595,810
October	106,587,095	111,125,000	217,712,095
November	106,587,649	113,425,000	220,012,649
December	109,492,397	116,015,825	225,508,222

1919.	Capital paid up.	Rest or reserve fund.	Total.
January	$109,622,070	$116,129,225	$225,851,295
February	110,643,539	116,870,214	227,513,753
March	111,722,628	117,433,322	229,155,950
April	113,766,272	119,799,736	233,566,008
May	114,238,015	121,126,066	235,364,081
June	115,423,327	122,124,261	237,547,588
July	115,721,629	122,230,372	237,952,001
August	115,834,923	122,273,225	238,108,148
September	117,050,239	123,041,750	240,091,989
October	117,675,302	123,477,561	241,152,863

MANY BRANCHES OPENED LAST YEAR

Expansion in 1919 Was in Contrast to War-Time Inactivity—Some Staff Problems and Their Solution

DURING the war the opening of new branches by the banks was officially discouraged, but even if this had not been the case, the shortage of staff would have effectually prevented much expansion. In August, 1914, there were employed in the Canadian banks 17,674 men and 1,609 women, and in January, 1918, 14,220 men and 6,769 women. In the interval, there were nearly 8,000 enlistments, and in the ensuing nine months 1,200 more entered the army, either by voluntary enlistment or through the operation of the Military Service Act. This meant a steady stream of young men all through the war leaving the banks, as reinforcements for the Canadian Corps were required. In addition, there were some 8,000 resignations from other causes, and the task of adjusting the staffs, therefore, was not easy. Some institutions had a turnover equal to the total number employed by them in 1914.

Returned Men All Employed

In general, the banks arranged to hold their positions for the men who enlisted, and now that these have returned in considerable numbers, they are being taken on as soon as they report for duty. At one time it was thought that this might cause some hardship to those temporarily engaged, but this has been found not to be the case, all being needed, owing to the increased volume of work and the new branches opening.

With their staff troubles thus adjusted, the banks are looking for new opportunities, and since the armistice was signed some 800 branches have been opened. Some, no doubt, are due to competition and the desire to protect connections already established, but the bulk are to take care of new business, particularly in the west.

Not only have all of the returning men who desired to re-enter the banks' service been employed, but in almost all cases they were given the increases in salary to which they would have been entitled had they not enlisted. The banks have gone out of the way in helping employees meet the higher scale of prices, by the granting of increases higher than the schedules, and by special bonuses at the end of the year.

All Provinces Get New Branches

The table on page 80 shows that the Canadian banks had, all told, on October 31, 1919, 4,202 branch offices, of which 4,050 are in Canada. The increase for all branches is 985. and for Canadian branches only, 953 for the year. This is distributed as follows: Ontario, 229; Quebec, 235; Nova Scotia, 30; New Brunswick, 27; Prince Edward Island, 17; British Columbia, 38; Manitoba, 90; Saskatchewan, 163; Alberta, 131.

According to population, Canada has a greater proportion of banking offices than any other country, one to every 2,000. In England, the proportion is one to 5,087, Scotland one to 3,660, Ireland one to 4,300 and the United States one to 3,800.

THE BANK OF NOVA SCOTIA

ESTABLISHED 1832

CAPITAL PAID UP	- -	$ 9,700,000
RESERVE FUND	- -	18,000,000
TOTAL ASSETS	- -	230,000,000

Head Office - - - HALIFAX, N.S.

GENERAL MANAGER'S OFFICE - - TORONTO, ONT.

H. A. RICHARDSON, - - - - - General Manager

BRANCHES IN CANADA

39 in Nova Scotia	122 in Ontario	22 in Quebec
12 in Prince Edward Island	35 in New Brunswick	31 in Western Provinces

IN NEWFOUNDLAND

Bay Roberts	Brigus	Catalina	Grand Bank	Little Bay Islands	Wesleyville
Bell Island	Burgeo	Change Islands	Harbor Grace	Old Perlican	Western Bay
Bonavista	Burin	Channel	Hermitage	St. John's	
Bonne Bay	Carbonear	Fogo	Lamaline	Twillingate	

IN WEST INDIES

IN CUBA—Havana

IN PORTO RICO—Fajardo, Ponce, San Juan

IN JAMAICA—Black River, Kingston, Mandeville, Montego Bay, Morant Bay, Port Antonio, Port Maria, Spanish Town, St. Ann's Bay, Savanna-la-Mar.

IN UNITED STATES

BOSTON CHICAGO NEW YORK (AGENCY)

Correspondents

GREAT BRITAIN—London Joint City & Midland Bank, Limited; Royal Bank of Scotland.

FRANCE—Credit Lyonnais.

UNITED STATES—Bank of New York, N.B.A., New York; National Bank of Commerce, New York; Merchants National Bank, Boston; First National Bank, Chicago; Fourth Street National Bank, Philadelphia; Citizens National Bank, Baltimore; American National Bank, San Francisco; First and Security National Bank, Minneapolis; First National Bank, Seattle.

Downward Tendency In Foreign Exchanges

Sterling Dropped When Government Support Was Removed— Other European Exchanges Range Down to Vanishing Point —Canadian Funds Stronger but Lost Ground During Year.

By J. S. MUNRO.

THE outstanding feature of the exchange market in 1919 was the sudden drop in sterling on 21st March, resultant on the "unpegging" of the rate by the British government. The sterling rate was fixed at an early period in the war at 4.76 7/16 through an arrangement between the British government and Messrs. J. P. Morgan and Co., New York. On the withdrawal of the government support the value of the pound dropped on the New York market within a few days to 4.58½. During the first week of April the market stiffened, quotations going as high as 4.68½. Since then the curve has been steadily downward, with sudden drops in July, November and December, until now the pound sterling is only worth 3.77.

French exchange fell in sympathy with the drop in sterling, but with greater rapidity. Francs in New York were quoted on 21st March at 5.71 to the dollar and are now 11. Trading in marks was resumed in July. The first quotations were 32 cents per four marks, since which they have declined steadily to about eight cents for four marks, or to two cents per mark.

Canadian funds were fairly steady from the beginning of the year at from 1 15/16 to 2 21/32 discount. They sagged towards the end of March and recovered a portion of their loss during April, but, like British and French funds, the course has been downwards, although not to such a marked extent as either British or French exchange, even after the spectacular drop to 11 per cent. during the first half of December, from which, however, there was a sharp reaction to 10 per cent. and a subsequent recovery to about 8 per cent.

The close of the year sees the exchanges of all the belligerent countries, with the exception of the United States, anywhere from about 8 per cent., in the case of Canada, to almost vanishing point in the case of Germany and some of the smaller countries in central Europe.

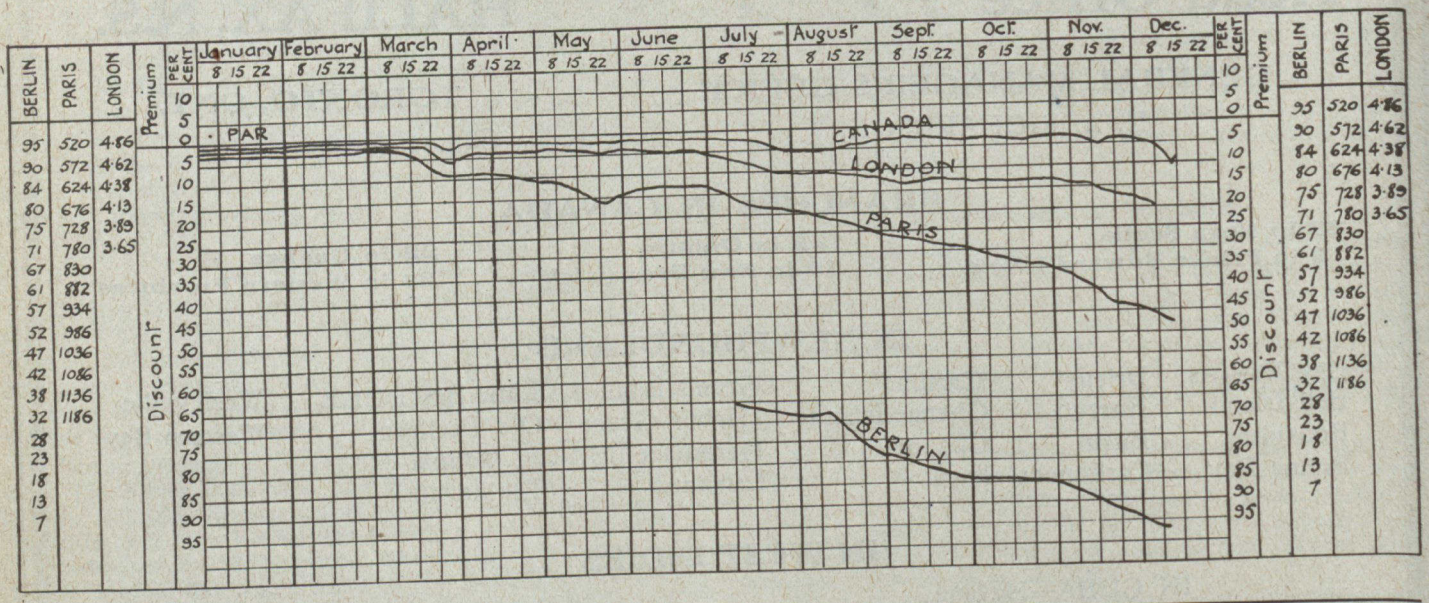

RAPID SPREAD OF RURAL CREDIT MOVEMENT

In the course of two years the rural credits societies in Manitoba have increased in number from one to thirty-eight. The Manitoba Rural Credits Act was passed by the provincial legislature in 1917. It provides for the organization of district societies with a minimum membership of fifty farmers, each of which are required to subscribe to $100 worth of stock of the society, of which he pays $10 in cash. The provincial government and the municipality in which the society is situated subscribe a like amount, thus giving each society a nominal minimum working capital of $10,000. With this as a basis of credit the society procures loans for its members from the local branches of Canadian chartered banks, the borrower being charged 7 per cent., while the bank gets 6 per cent., the balance of 1 per cent. going to the society to cover operating expenses and augment the guarantee funds.

Only one society was organized and operated in 1917. In 1918 there were 10 and a statement just issued shows that in 1919 there were 38 active societies, the members of which actually borrowed $1,051,876. The statement shows that the credits granted in 1919 were for the following purposes:—

Livestock	$ 172,532
Machinery	94,155
Crop loans	246,739
New breaking	247,691
Seed grain	32,009
Improvements	18,865
Retiring liabilities	56,742
Sundry items	183,143
	$1,051,876

It is estimated that the amount loaned for new breaking in 1919 represented at least 30,000 acres brought under the plough for the first time, and, according to past records, this new land should add one million dollars to the agriculture production of the province next year. The rural credit system of Manitoba is the first of its kind, not only in Canada, but on the North American continent.

IMPERIAL BANK OF CANADA

HEAD OFFICE - TORONTO

Capital Paid Up - $7,000,000 **Reserve Fund - $7,500,000**

PELEG HOWLAND, President W. MOFFAT, General Manager

WE have 200 Branches throughout Canada, and with our policy of co-operation with old and well established Foreign Banks, we are able to place at the disposal of our Customers the best existing world-wide Banking Facilities.

FOREIGN AGENTS

LONDON - - - - Lloyds Bank, Limited

FRANCE AND BELGIUM - Lloyds and National Provincial Foreign Bank, Ltd.

ITALY - - - - - Banca Commerciale Italiana

SWITZERLAND - - - Swiss Bank Corporation

SOUTH AFRICA - Standard Bank of South Africa, Limited

AUSTRALIA - Bank of New South Wales and Union Bank of Australia

INDIA, CHINA AND JAPAN - Hong Kong and Shanghai Banking Corporation

UNITED STATES—New York - Bank of the Manhattan Company

Agents and Correspondents in all Principal Cities

RECORD OF INTERNATIONAL EXCHANGE QUOTATIONS, 1914-1919

(Compiled for The Monetary Times by J. S. Munro, Foreign Department, The Canadian Bank of Commerce)

Months and Years	New York Funds in Canada (in 64ths)		Demand Sterling		(France) Francs		(Holland) Guilders		(Italy) Lire		(Norway) Kroner	
	High	Low	High	Low	High	Low	High	Low	High	Low	High	Low
1914												
July	1 P	5 D	492.00	485.30	505	516 7/8	40 1/4	40 3/16	516 7/8	518 1/8	26.75	26.72
August	4 P	80 D	507 50	506.00	No quotations		No quotations		No quotations		No quotations	
September	20 D	80 D	506.00	495.25	506	510	No quotations		No quotations		No quotations	
October	Par	56 D	497.50	489.40	505	515	No quotations		No quotations		No quotations	
November	36 D	Par	490.65	486.85	510	515 1/2	40 7/8	40 1/2	533	540	26.00	25.00
December	56 P	6 P	489.15	485.00	511 1/4	517	40 5/8	40 1/4	524	536	25 1/2	25.00
1915												
January	64 P	20 P	485.05	483.95	516 3/4	519 3/4	40 1/16	40	533 1/8	544	25 1/8	24 3/4
February	52 P	28 P	484.70	479.15	518 1/4	528	40 1/16	39 7/8	542 1/2	580	25.00	24 3/8
March	52 P	40 P	481.15	478.55	525 1/8	532 1/4	40	39 1/2	563	595	25.30	24 1/4
April	44 P	36 P	479 80	478.90	531 3/8	532 3/4	39 5/8	39 5/16	576 1/2	589	25.90	25.05
May	40 P	32 P	479.80	478.25	531 7/8	543	39 9/16	39 3/8	575	592	26.30	25.75
June	52 P	40 P	478.45	475.85	543	570	40	39 9/16	591	616	26.55	26.20
July	48 P	16 P	476.75	476.00	553	570 3/4	40 1/8	39 7/8	609	640	26 35	25.60
August	20 P	2 P	476.25	455.00	564	602	40 5/16	39 1/2	620	652	26.25	25.40
September	22 P	6 P	471.87	454.00	576	601	40 1/2	39 1/2	615	652	26.25	25.25
October	8 P	Par	472.37	461.62	579	598 1/2	41 1/2	40 1/2	622	646	26.30	25.65
November	2 P	4 D	471.37	463.50	582 1/2	599	42	41 1/4	643	651	29.00	26.10
December	5 P	5 D	473.65	470.25	583 1/2	588	43 1/4	41 7/8	651 1/2	660	29.00	27.00
1916												
January	22 P	4 P	478.00	473.63	583 1/2	588	44 7/8	42 5/8	653	678	28.10	27.35
February	53 P	22 P	476.50	475.81	586	590 1/2	42 5/8	41 11/16	667 1/2	676	28.30	27.55
March	52 P	9 P	476.94	475.87	587 3/4	598	42 11/16	42 1/32	652	671 1/2	28.95	28.10
April	31 P	18 P	476.56	476.31	592 1/2	607	43 1/8	42	631	662 3/4	30.35	29.00
May	26 P	12 P	476.31	475.50	591 1/4	594 1/2	41 15/16	40 7/8	647	621	31.25	29.60
June	30 P	14 P	476.94	475.06	590 3/4	592 1/4	41 3/4	41 7/16	635	641 1/8	31.00	28.00
July	31 P	5 P	475.87	475.69	590 3/4	591 1/8	41 1/2	41 3/8	637 3/4	649 1/2	29.20	28.05
August	16 P	6 P	475.87	475.75	589	592	41 3/8	41 1/8	642	648 1/2	28.80	28.40
September	10 P	1 D	475.75	475.69	583	589 5/8	41 1/16	40 3/4	641 3/4	648	28.75	28.10
October	2 P	1 D	475.68	475.37	583 3/4	585 1/4	41 5/16	40 13/16	646	666	28.35	27.65
November	1 P	4 D	476.68	475.56	584 1/4	584 3/4	41	40 11/16	664	674 3/4	27.75	27.66
December	5 P	1 D	475.68	475.45	583 5/8	586	40 7/8	40 13/16	673	691 1/2	28.15	27.70
1917												
January	8 P	Par	475.85	475.56	584 1/4	584 3/4	40 13/16	40 13/16	687	720	28.10	27.90
February	72 P	5 P	475.80	475.33	584 3/8	585 1/2	40 13/16	40 5/16	709	756	28.00	27.90
March	48 P	16 P	475.56	475.12	584 3/8	585 1/2	40 9/16	40 1/4	762	785	29.30	28.05
April	33 P	18 P	476.00	475.31	568	584 1/2	41 15/16	40 9/16	687	768	29.70	28.30
May	33 P	1 P	475.62	475.45	570 5/8	573 3/4	41 1/4	40 13/16	701	706	29.40	29.10
June	20 P	1 D	475.55	475.37	572 1/4	578	41 1/4	40 13/16	703 1/8	736	29.50	29.00
July	40 P	10 P	475.70	475.37	573	579 1/4	41 7/16	41 1/8	719 1/2	726 1/4	30.75	29.25
August	12 P	7 P	475.56	475.55	576 1/4	578 1/2	42 1/4	41 3/4	723	749 1/2	31.00	30.00
September	8 P	4 D	475.50	475.30	577	580	42 1/8	41 7/8	751	779 1/2	31.30	30.30
October	4 P	60 D	475.38	475.19	571 3/4	579 5/8	45 1/4	42	772	795	35.50	31.13
November	8 P	20 D	475.25	475.19	573 5/8	576 3/4	45 1/2	43 1/2	795	895	37.50	33.00
December	30 P	3 P	475.25	475.19	572 3/4	574 1/8	44 1/4	43 1/2	842	791	33.50	31.50
1918												
January	88 P	34 P	475.33	475.12	570	573 3/4	43 3/4	42 3/4	831	858	32.75	31.00
February	88 P	62 P	475.31	475.25	570 1/2	572 1/2	45 1/4	43 1/2	857	877	32.00	30.25
March	112 P	63 P	475.40	475.25	571 3/8	573	46 1/4	44 1/2	795	892	31.50	29.87
April	130 P	103 P	475.52	475.37	571 7/8	572 7/8	47 1/2	46	876	901	32.12	31.25
May	112 P	67 P	475.50	475.43	569 5/8	571 15/16	50 1/2	47 3/4	896	915 1/2	31.55	30.75
June	158 P	98 P	475.43	475.30	571 3/8	571 3/4	51	49 1/4	886	911	31.60	31.20
July	152 P	102 P	475.35	475.18	569 3/4	571 3/8	51 7/8	50	801	881	31.40	31.20
August	133 P	102 P	476.06	475.31	544 3/4	569 5/8	52 1/2	50 3/4	636	801	31.45	30.90
September	137 P	119 P	475.50	475.43	546 3/4	549 1/2	50 1/2	46 3/4	631	637	31.00	31.40
October	142 P	128 P	475.52	475.43	546 3/4	548 5/16	47	41 3/4	637	637	29.80	27.20
November	131 P	86 P	476.00	475.50	539	547 1/2	42 1/8	41 1/4	637	637	27.40	26.80
December	103 P	91 P	475.70	475.00	545 3/8	545 5/8	42 1/2	42	636	637	28.00	27.40
1919												
January	136 P	110 P	475.85	475.70	545 3/8	546 1/8	42 9/16	40 7/8	636 1/4	637	28.00	27.00
February	132 P	120 P	475.80	475.70	545 9/16	547 1/2	41 1/4	40 13/16	636 1/4	637	27.35	27.00
March	170 P	124 P	475.70	475.25	546 5/8	606	41 1/8	39 3/4	636 1/4	785	27.20	25 3/4
April	176 P	148 P	468.00	458.50	589	610	40 1/2	40	705	758	26.05	25.60
May	190 P	166 P	468.75	462.00	606 1/2	671	40 3/16	39	748	875	25.60	24.70
June	176 P	192 P	463.25	458.62	628	650 3/4	39 1/8	38 5/8	780	817	25.60	24.65
July	322 P	190 P	457.25	430.87	649	735	38 1/16	36 3/4	785	879	24.75	23.40
August	324 P	224 P	435.75	412.00	727	826	37 9/16	36 1/4	860	968	23.70	22.90
September	258 P	194 P	426.25	412.75	782	924	38 5/16	36 7/8	947	1014	23.50	22.65
October	256 P	210 P	425.25	414.25	836	880	38 1/8	37 1/2	968	1082	23.25	22.55
November	336 P	240 P	416.75	400.50	886	980	38	37 1/4	1077	1270	23.55	21.40
December	704 P	306 P										

THE MERCHANTS BANK OF CANADA

Head Office, Montreal. Established 1864.

Paid-up Capital, $7,000,000 **Total Deposits (31st Oct., 1919) $167,000,000**

Reserve Funds, $7,574,043 **Total Assets (31st Oct., 1919) $200,000,000**

Board of Directors:

President - SIR H. MONTAGU ALLAN
Vice-President - K. W. BLACKWELL

THOMAS LONG, A. J. DAWES, GEO. L. CAINS, LT.-COL. J. R. MOODIE
F. ORR LEWIS, F. HOWARD WILSON, ALFRED B. EVANS, LORNE C. WEBSTER
HON. C. C. BALLANTYNE, FARQUHAR ROBERTSON, THOS. AHEARN, E. W. KNEELAND

General Manager - - - D. C. MACAROW
Supt. of Branches and Chief Inspector: T. E. MERRETT

371 Branches in Canada, extending from the Atlantic to the Pacific

London, Eng., Branch: 53 Cornhill, E.C.

Bankers in Great Britain: The London Joint City & Midland Bank, Limited The Royal Bank of Scotland

New York Agency: 63 and 65 Wall Street

The Montreal City and District Savings Bank

Head Office and Sixteen Branches in Montreal.

A. P. LESPERANCE
General Manager

T. TAGGART SMYTH
Assistant General Manager

The Home Bank's Thrift Account Book

A family budget and method of keeping account of household expenses; contains special tabulated forms for detail of taxes, insurance, mortgage or rent and outstandings, with record for payments; a page for payments of gas, electric light, water, fuel and telephone accounts in parallel columns; a yearly summary for all expenses of the household.

Complete in Sixteen pages.

Good for one year beginning upon any date.

Distributed at all Home Bank offices in the interests of thrift.

Ask for a Copy at the nearest office of the

Home Bank of Canada

Course of Bank Deposits and Loans

Canadians Have Purchased More Securities Than Ever Before, and Still Deposits Increase — Recent Tendency in Loans Has Been Downward

THE comparative table of bank figures on another page shows a steady increase in the monthly totals under these headings as compared with previous years. As compared with 1914, the increase is tremendous. Owing, however, to the decrease in the value of the dollar, this does not indicate a corresponding increase in the actual volume of trade over former years. According to the index numbers for Canada published by the Department of Labor the purchasing power, or in other words, the value of the dollar, is just one-half, in 1919, what it was in 1914, and when the various totals are compared due consideration must be given to this fact.

Little Change in Relative Position

As they now stand the relative positions of the various totals of the bank figures are the same as before, and Canadian institutions, therefore, are in the same healthy condition they were then. Probably better, in fact, as owing to the impetus which war conditions gave to trade, their customers have benefited very largely. The unprecedented demand, coupled with the shortage of new goods, has enabled dealers, retail as well as wholesale, to clear their shelves of all dead stock at a profit, and the high prices should have prevented the accumulation of unsaleable goods in their hands. There is also a more prompt collection of outstandings and this improvement in merchandising methods is reflected in the steady decrease in the number of commercial failures. The returns called for under the federal income tax law will also force better bookkeeping methods on traders as these require detailed information as to annual turnover, expenses and profits, which previously in too many cases were unknown even to the dealer, as every assignee knows.

Bank deposits, particularly those payable after notice as distinguished from those payable on demand, are generally accepted as a fair indication of the habits and state of mind of the country. On this basis the course of these deposits in the Canadian chartered banks for the last five years is very reassuring. The averages of all deposits for these years are as follows (000,000 omitted):—

	Demand.	Notice.	Total in Canada.	Dep. elsewhere than in Canada.	Total.
1914	$346	$ 656	$1,012	$ 97	$1,099
1915	358	690	1,048	110	1,158
1916	428	780	1,208	155	1,363
1917	468	928	1,396	178	1,574
1918	587	966	1,553	206	1,759
1919	584	1,091	1,675	227	1,912

When it is remembered that during these years the many issues of debentures and other securities which formerly were taken by foreign investors were largely purchased at home, and in addition that Canadian war loans to the extent of $1,400,000,000 were chiefly subscribed for and taken up in Canada, the showing is gratifying. This does not take into consideration the loan of 1919, the subscriptions for which will not be all paid in until the early months of 1920.

Savings Record Is Good

Canadian bank deposits amount to about $221 per head of population, and of this $144 is in the deposits payable after notice. These deposits as a rule are those belonging to the savings depositors of the banks. As a basis of comparison this would indicate a high average well-being in this country, especially when it is remembered that these figures do not include deposits in government savings banks and in loan companies and other savings institutions.

The war has taught Canadians to save as no one dreamed was possible and the habits thus formed will prove of inestimable value to the country in those periods of financial stress which occur from time to time in the business life of every community.

CANADIAN BANKS' RELATIONS WITH ENGLAND

Freedom in Trade Means Additional Business for Banks—Exchange Rate Sends Securities Here

By S. L. Jones

IN the days of peace, which may be referred to as "piping" or not—just as it pleases you—when the cash resources of Great Britain were increasing at the rate of something like two hundred millions of pounds per annum, the British proprietor of capital looked to the newer portions of the Empire to provide investments, and Canada saw to it that her requirements were not neglected. Federal, provincial and municipal loans and issues and flotations of all kinds were made in London. Railways were financed, and mining, industrial and land enterprises were assisted by British capital. Promoters and investment brokers were always present in London in great numbers, each one with his "proposition" to lay before the city financiers and controllers of capital. The rates of exchange were then normal and through the banks the golden stream was directed in its proper channel to its destination.

Then came the war and the monetary rise in the value of the pound to nearly $6.50, caused by the drawing in of British resources, followed by a decline to $4.50, and a subsequent "pegging" of the rate whereby the price was maintained by artificial means in the neighborhood of $4.76 until the spring of the present year. The export of British capital was prohibited and Canada had to look to the United States for her financial sinews. Meantime, she was manufacturing and exporting munitions of war and obtaining high prices for her foodstuffs, thus helping to provide the means for the flotation of her own very successful domestic war issues.

New York Now Fixes Exchange

After the "unpegging" of the rate by the withdrawal of supporting purchases this spring, the dollar value of the pound commenced to decline. Great Britain was spending much more in the United States than that country was spending in Great Britain and the British government would not allow the continuous export of gold whereby, in former times, fluctuations were checked and adjusted. It is, of course, understood that the value of the pound in Canada depends upon the New York price and it is a rather sad commentary on the effect of the war in shifting the financial centre of the world across the Atlantic that the sterling rate is now dictated from New York. London dealers in exchange look to the New York ones for a lead when there is unsettlement, whereas London formerly held the reins.

This decline in the value of the pound has created a situation whereby the American and Canadian investor can buy back the securities which were placed in Great Britain before the war at prices to benefit both the British holder and himself. Consequently London brokers have been busy in filling American and Canadian orders for all sorts and varieties of dollar bonds, debentures and stocks that have been put away in British strong boxes and stockings for years. Again the banks are called upon to direct the stream, this time in the opposite direction. The lower the value of the pound goes, the more tempting are the bidder's offers and soon Canada will own all her own securities.

Capital Paid-up, $1,500,000

Reserve, $1,600,000

National Trust Company

Limited

Executor Guardian Administrator Assignee Trustee Liquidator

PRESIDENT: SIR JOSEPH FLAVELLE, BART.
VICE-PRESIDENTS: Z. A. LASH, K.C., LL.D., E. R. WOOD, W. E. RUNDLE.
W. E. RUNDLE, GENERAL MANAGER

Board of Directors:

HON. MR. JUSTICE BRITTON
CHESTER D. MASSEY
ELIAS ROGERS
ALEX. BRUCE, K.C.
H. C. COX
H. H. FUDGER
H. B. WALKER
HON. SIR EDWARD KEMP, K.C.M.G.
J. H. PLUMMER
HON. F. H. PHIPPEN, K.C.
H. J. FULLER
F. W. MOLSON
T. B. MACAULAY
W. M. BIRKS
E. M. SAUNDERS
SIR JOHN AIRD
THOMAS FINDLEY
FRED. W. HARCOURT, K.C.
JAMES RYRIE
HON. SIR THOMAS WHITE, K.C.M.G.

Head Office: 18-22 King Street East, Toronto

Montreal Winnipeg Edmonton Regina Saskatoon London, England

The Standard Bank

OF CANADA

Established 1873

Capital Authorized	$ 5,000,000.00
Capital Paid-up	3,500,000.00
Reserve Fund and Undivided Profits	4,775,152.00
Total Assets . . . over	87,000,000.00

164 BRANCHES THROUGHOUT THE DOMINION

HEAD OFFICE

15 King Street West

TORONTO

C. H. EASSON, General Manager.
J. S. LOUDON, Asst. Genl. Manager.

Buy and Sell Foreign Exchange and Cable Transfers.
Issue Commercial and Travellers' Credits and Cheques, negotiable in all countries.
Make Collections in all the Provinces, United States, Europe and the Orient at most favorable rates.
Assure prompt and efficient service.

Savings Bank Department at all Branches

Correspondence Invited

Old Banking Business Restored

The Canadian banker in London, as agent for his home branches, in normal times handles the shipping documents in connection with the food exports from Canada to this side of the water, but during the war the authorities took control of these, and, for the time being, only the government banker was interested. During that period the Canadian military forces had to be looked after, for officers who were customers at Canadian branches usually brought their banking accounts to the London office of the same institution. Many were the commissions executed and varied the services rendered to officers and men in the field and in camp or town by their fellow-citizens in the London banks.

Now once more foodstuffs are coming to British ports free of government control, and wheat is the only commodity that is not dealt in by private contract between the Canadian exporter and the foreign agent. The British government still subsidizes the bakers, whereby the price of the loaf of bread to the consumer is kept in check. As far as exports from Canada other than necessities are concerned, the rate of exchange is not encouraging but, on the other hand, it operates to the benefit of the British exporter. For the same reason with the German mark at the present low valuation, an impetus is given to exports from that country, which is having its due effect.

BANK AND DOMINION NOTE CIRCULATION

Increase Is Due to Business Expansion and to Lower Money Value—Reserves Have Been Kept Intact—Comparison of Monthly Circulation Since 1917

ONE index of trade activity in a country is the volume of currency necessary to carry on business. This trade activity, in certain lines particularly, is due in no small measure to freer spending habits than heretofore in the community in general. War industries, with their sudden demands for labor at increasingly high wages, are responsible for much of it, and though these industries have ceased the habits remain. In Canada this currency consists of notes issued by the chartered banks and by the Dominion government, and silver coins, this latter being about 10 per cent. of the total amount of all currency in the hands of the public. In 1914 the average amount of currency in circulation was $150,000,000, of which $19,500,000 was silver, $104,500,000 bank notes and $25,000,000 Dominion notes. The total amount of Dominion notes issued was $114,000,000, but of this $69,000,000 was either held by banks or deposited by them as security, for notes issued by them in excess of paid-up capital, and cannot therefore be taken into account in arriving at the actual amount in circulation. This worked out on a per capita basis as follows: silver, $2.54; bank notes, $13.54; and Dominion notes, $3.68, or a total of $19.41.

Since 1914 there has been a steady rise in these figures, the annual totals working out as follows:—1915, $19 per capita; 1916, $21 per capita; 1917, $25 per capita; 1918, $30. The complete figures for 1919 are not yet available, but will show in all probability about $33 per capita. Part of this is due to trade activity, but an important reason is the decrease in the value of the dollar as shown in its decreased purchasing power, and there is required, therefore, a greater amount of currency to do the work.

How the Notes Are Secured

With this great increase in circulation, however, there has been no decrease in security. The Act of 1914 under which the Dominion notes are issued calls for a reserve of 25 per cent. in specie against the first $50,000,000, and dollar for dollar either in gold or approved securities for any issue over this amount. In 1915 an issue of $26,000,000 was authorized, $10,000,000 in connection with the Canadian Northern Railway, and $6,000,000 for the Grand Trunk Pacific, against the securities of these corporations, and $10,000,000 to meet maturing obligations of the government. These securities are not included among the approved securities held against note issues and in the government reports appear as uncovered. The various acts, therefore, authorize an uncovered issue of $63,500,000. This excess, however, was intended as a temporary measure, and was never fully availed of, the present uncovered issue being $46,000,000, or only $9,000,000 more than the original act contemplated. The banks under their charters may issue up to the amount of their paid-up capital, any further issues to be covered, dollar for dollar, by a deposit in the central gold reserves. In addition, each bank may, during the crop-moving period, issue up to 15 per cent. of its paid-up capital and reserve, and on this excess interest at the rate of 5 per cent. per annum must be paid to the government by way of tax. On the notes issued against the deposit in the central gold reserve there is no tax, and on the ordinary issue there is a tax of 1 per cent.

Proportion of Reserve to Notes

During the year 1918 and up to the time this article was written this privilege has not been availed of to any extent. The bank circulation has been handled on very conservative lines, excess issues being practically always covered by deposits in the gold reserves, as the following figures (000,000 omitted), show:—

1918.	Capitalization.	Circulation.	Gold reserves.	Excess.
August	$111	$200	$ 91	.....
September	111	211	100	.....
October	106	227	123	$2,000,000
November	106	234	131	.....
December	109	224	130	.....
1919.				
January	109	203	105	.....
February	110	204	103	.....
March	111	214	108	.....
April	113	208	112	.....
May	114	215	107	.....
June	115	217	107	.....
July	115	207	108	.....
August	115	222	106	1,000,000
September	117	225	115	.....
October	117	236	126	.....

Circulation Over Three Years

During 1919 bank circulation, as shown by the comparative table given above, has greatly increased in volume over the previous year. In November the highest point for the year is usually reached, due to the amount of currency required to handle the western crops. During the year the monthly average was about $20,000,000 more than in 1918. The November figure is $237,547,162, which is just $2,500,000 more than the figure for November, 1918. The figure for December, 1919, is not available at the time of writing. Experience of past years would indicate, however, that the November figure will be the highest for 1919, and no doubt the December circulation will be lower by several millions.

The average amount of bank notes in circulation on the last day of each month, over a period of three years, has been as follows:—

	1917.	1918.	1919.
January	$133,358,187	$171,674,464	$203,424,472
February	138,257,295	176,369,296	204,779,750
March	148,265,140	191,058,404	214,576,870
April	145,550,619	180,654,964	208,958,572
May	142,653,596	181,889,959	215,895,050
June	156,625,701	194,681,710	217,608,195
July	154,692,268	187,865,833	206,9C6,941
August	156,450,657	200,839,660	222,461,915
September	177,589,268	211,623,856	225,907,997
October	189,852,907	227,597,808	236,477,479
November	196,135,810	234,982,978	237,547,162
December	192,923,824	224,501,117	.....

Four Points to remember!

1. Strength Paid-Up Capital - $1,500,000 Reserve Fund - $2,000,000
Assets under Administration Exceed - $90,000,000

2. Experience Established in 1882 this is the oldest Trust Company in Canada. Estates under our care are managed by officers of wide experience in all the duties of estate management.

3. Service Our constant aim is to furnish a trust company service second to none. Beneficiaries and Clients are assured of courteous treatment and prompt dispatch of their business.

4. Confidence The confidence of the public in the Corporation is evidenced by the constantly increasing volume of business entrusted to our care. During the past seven years our business has doubled in volume.

INTERVIEWS AND CORRESPONDENCE INVITED

The Toronto General Trusts Corporation

HON. FEATHERSTON OSLER, K.C., D.C.L., President.
HAMILTON CASSELS, K.C., LL.D., Vice-President. SIR JOHN M. GIBSON, K.C., K.C.M.G., LL.D., Vice-President.
A. D. LANGMUIR, General Manager. W. G. WATSON, Assistant General Manager.
T. J. MAGUIRE, Secretary.

Head Office - Cor. Bay and Melinda Streets, TORONTO

BRANCHES:

OTTAWA: Cor. Elgin and Sparks Streets. JAMES DAVEY, Manager
WINNIPEG: 436 Main Street, JOHN PATON, Manager.
SASKATOON: F. G. LEWIN, Manager.
VANCOUVER: H. M. FORBES, Manager.

THE MOLSONS BANK

INCORPORATED 1855

Capital Paid Up $4,000,000 Reserve Fund $5,000,000

OVER 120 BRANCHES IN CANADA

A General Banking Business Transacted

Savings Bank Departments at all Branches

BOARD OF DIRECTORS:

W. M. MOLSON MACPHERSON, President
S. H. EWING, Vice-President
W. M. BIRKS, W. A. BLACK
J. M. McINTYRE, F. W. MOLSON
JOHN W. ROSS
EDWARD C. PRATT, General Manager

CANADIAN BANK AMALGAMATIONS TO DATE

COMPILED BY "THE MONETARY TIMES"

Name of Purchasing Bank	Name of Bank Absorbed Date of Absorption	Details of Terms of Amalgamation or Purchase	Price of Stock of two Banks concerned at time of Absorption.
Bank of Montreal..... Obtained Charter, 1817, commenced business, 1817.	Exchange Bank of Yarmouth, N.S. May 15th, 1903	The assets of the Exchange Bank of Yarmouth were purchased by the Bank of Montreal, who assumed all liabilities of the former; the shareholders netted about $82.00 per share, par value $70.00.	Bank of Montreal, 257 Exchange Bank of Yarmouth, not obtainable.
	People's Bank of Halifax, N.S.... May 9th, 1905	The Bank of Montreal issued $400,000.00 new stock at 253 in exchange for People's Bank of Halifax stock at 115.	Bank of Montreal, 260 People's Bank of Halifax, not obtainable.
	Ontario Bank..... October 13th, 1906	Bank of Montreal took over the assets of the Ontario Bank and assumed its liabilities, and agreed to liquidate its affairs with open doors.	Bank of Montreal, 260 Ontario Bank, last quoted, in June, 1906, 137.75
	People's Bank of New Brunswick. April 30th, 1907	The assets of the People's Bank of New Brunswick were purchased by the Bank of Montreal, who assumed all liabilities of the former on a basis of 230 for People's stock and 258 for Bank of Montreal stock.	Bank of Montreal, 248.50 People's Bank of New Brunswick, not obtainable.
	Bank of British North America...	Shareholders of Bank of British North America to receive in exchange for each share, £75 in cash, or they might receive one share of Bank of Montreal stock for every two shares they held.	Bank of Montreal, 210 Bank of British North America, £60 (£50 shares)
*Bank of Nova Scotia.. Obtained Charter, 1832, commenced business, 1832.	Union Bank of Prince Edward Is.. October 1st, 1883	The Bank of Nova Scotia issued $114,300.00 stock to shareholders of Union Bank of Prince Edward Island, representing $162,222.22, the surplus of the Union Bank of Prince Edward Island assets and earning power over liabilities.	No record
	Bank of New Brunswick ..... February 16th, 1913	The Bank of Nova Scotia issued 10,000 shares stock and paid $100,000.00 cash to shareholders of Bank of New Brunswick, being one share of Bank of Nova Scotia Stock and $10.00 cash for each share of Bank of New Brunswick.	Bank of Nova Scotia, February, 1913, high 265¾, low 260 Bank of New Brunswick, no record—last 260¾, April, 1912
	Metropolitan Bank ..... November 16th, 1914	The Bank of Nova Scotia issued 5,000 shares stock and paid $1,000,000.00 cash to shareholders of The Metropolitan Bank, being one share Bank of Nova Scotia stock and $200.00 cash for each two shares of The Metropolitan Bank.	Bank of Nova Scotia, 261 Metropolitan Bank, last quotation Mar., 1914, high 211 low 206.
	Bank of Ottawa..... May 1st, 1919	The purchase was arranged on a basis of four shares of Bank of Nova Scotia stock for five shares of Bank of Ottawa stock.	Nova Scotia on Jany. 17th at 257½. Ottawa on Jany. 15th at 205.
†Merchants Bk. of Canada Obtained Charter, 1861, commenced business, 1864.	Commercial Bank of Canada. . . June 1st, 1868	One share of Merchants for one share of Merchants Bank of Canada, and one share of the Merchants Bank of Canada for three shares of the Commercial Bank of Canada.	———
Union Bank of Canada... Obtained Charter, 1865, commenced business, 1865.	United Empire Bank of Canada... April 1st, 1911	The shareholders of the United Empire Bank of Canada received in exchange for their holdings an equal amount of stock in the Union Bank of Canada.	Union Bank, high 150½ low 150.
Canadian Bank of Commerce..... Obtained Charter, 1866, commenced business, 1867.	Gore Bank..... ..... May 19th, 1870	$445,104.00 stock.....	Gore, 60—61 Commerce, 108—109
	Bank of British Columbia ..... January 2nd, 1901	$2,000,000.00 stock and $312,000.00 cash.....	Bank of British Columbia, no quotation Commerce, 147—149
	Halifax Banking Company..... May 30th, 1903	$700,000.00 stock and $6,000.00 cash.....	Halifax Banking Co., no quotation Commerce, 164—166
	Merchants Bk. of Prince Edward Is. June 1st, 1906	Purchased for cash.....	Merchants Bank of P.E.I., unlisted stock Commerce, 175
	Eastern Townships Bank..... March 1st, 1912	$3.000,000.00 stock.....	Eastern Townships Bank, 175 Commerce, 215
Royal Bank of Canada.. Obtained Charter, 1869, commenced business, 1869.	‡Union Bank of Halifax..... November 1st, 1910	For every five (5) shares, par value $50.00, of Union Bank stock, shareholders of Union Bank received two (2) shares, par value $100.00, of Royal Bank of Canada stock	Royal Bank of Canada, 242—245 Union Bank of Halifax, 195
	Traders Bank of Canada..... September 1st, 1912	For every four (4) shares of Traders Bank stock, shareholders of the Traders Bank received three (3) shares of Royal Bank of Canada stock.	Royal Bank of Canada, 228 Traders Bk., 166¾—168
	Quebec Bank ..... January 2nd, 1917	For every three (3) shares of Quebec Bank stock, shareholders of the Quebec Bank receive one (1) share of Royal Bank, plus $75 in cash.	Royal Bank, 211—213 (Nov. 30th) Quebec Bank, 103—106 (Dec. 30th)
	Northern Crown..... March, 1918	Northern Crown stock purchased at $200 per share, being paid partly in Royal Bank stock and partly cash.	Royal Bk. of Canada 208 Northern Crown, 87

BANK OF HAMILTON

Head Office, HAMILTON, ONT.

Capital Paid Up (November 30, 1919) - - $3,991,780

Reserve and Undivided Profits (November 30, 1919) 4,081,000

BOARD OF DIRECTORS

Sir John Hendrie, K.C.M.G., C.V.O., President. Cyrus A. Birge, Vice-President.

C. C. Dalton Robt. Hobson W. E. Phin I. Pitblado, K.C. J. Turnbull W. A. Wood

RECORD OF PROGRESS—Statement to the Dominion Government (Condensed) on November 30th

ASSETS	1918	1919
Cash on hand and in Banks, etc.	$14,068,390	$13,634,872
Call Loans	3,319,492	11,523,310
Government Bonds, Debentures and Investments	13,241,618	16,848,244
Loans to Municipalities	1,343,323	2,067,677
Other Loans and Discounts	45,826,108	44,918,442
Premises, Real Estate, Mortgages and other Assets	3,490,442	3,372,163
Liabilities to Customers under Letters of Credit as per contra	149,147	232,637
	$81,438,520	92,597,345
LIABILITIES		
Circulation	$6,157,701	$6,610,921
Government Balances	12,790,654	11,225,177
Bank Balances	946,734	1,484,488
Deposits	54,861,862	64,971,337
Acceptances under Letters of Credit as per contra	149,147	232,637
To the Shareholders		
Capital Paid Up	3,000,000	3,991,780
Reserve Fund and Surplus Profits	3,532,422	4,081,005
	$81,438,520	$92,597,345

J. P. BELL, General Manager



The Northern Trusts

A Trust Company

organized and operated for the Management of Estates and Trusts, both individual and corporate.

DIRECTORS

Sir James Aikins, K.C.
Geo. W. Allan, K.C., M.P.
J. H. Ashdown
G. R. Crowe
D. K. Elliott
G. F. Galt
G. V. Hastings
A. Macdonald
Sir Augustus M. Nanton
Jerry Robinson
R. T. Riley
C. S. Riley
F. W. Stobart
J. H. Riley

Its strength lies in the wide experience of its directorate and management.

Northern Trusts Co. - 333 Main St., Winnipeg

Branches at REGINA, MOOSE JAW AND CALGARY

CANADIAN BANK AMALGAMATIONS TO DATE.—*Continued*

Name of Purchasing Bank	Name of Bank Absorbed Date of Absorption	Details of Terms of Amalgamation or Purchase	Price of Stock of two Banks concerned at time of Absorption.
Standard Bk. of Canada. Obtained Charter, 1873, commenced business, 1873.	Western Bank of Canada..... February 13th, 1909	Stockholders of the Western Bank were paid in cash, $160 per share.	Standard Bank, 238—228¼ Western Bk., not listed
Imperial Bk. of Canada.. Obtained Charter, 1873, commenced business, 1875.	Niagara Dis. Bank, St. Catharines June 21st, 1875	———	———
Home Bank of Canada.. Obtained Charter, 1903, commenced business, 1906.	La Banque Internationale du Can. April 15th, 1913	6,000 fully paid up shares of Home Bank of Canada for net assets of La Banque Internationale du Canada.	Neither stock listed
Northern Crown Bank.. Obtained Charter, 1903, commenced business, 1905.	The Northern and Crown Banks of Canada amalgamated under the name of "The Northern Crown Bank"..... July 2nd, 1908	Share for share allotted.	No quotations available

* In addition to those shown in this table, the Bank of New Brunswick, which was amalgamated with the Bank of Nova Scotia on February 16th, 1913, had in 1901 taken over the Summerside Bank. † The Merchants Bank opened for business on May 9th, 1864. In February, 1868, the name was changed to the Merchants Bank of Canada, and a proposition was made to the Commercial Bank of Canada. On May 22nd, 1868, authority was received from the Government, and the amalgamation took place June 1st, 1868. ‡ The Union Bank of Halifax absorbed the Commercial Bank of Windsor in 1902.

TWELVE MONTHS' BANK FIGURES (COMPARED)

	Circulation		Deposits on Demand		Deposits after Notice		Deposits Abroad	
	1917	1918	1917	1918	1917	1918	1917	1918
	$	$	$	$	$	$	$	$
November	202,181,328	242,309,082	538,869,362	666,366,359	1,008,657,874	939,329,271	175,645,031	221,299,711
December	208,753,337	240,705,540	569,441,871	711,034,060	995,978,013	958,473,557	174,779,104	206,845,143
	1918	1919	1918	1919	1918	1919	1918	1919
January	193,567,911	226,385,506	559,777,237	623,919,410	900,314,256	990,000,085	169,581,106	203,015,797
February	181,695,542	210,894,809	569,266,642	566,775,434	908,822,988	1,018,184,512	183,222,302	200,560,308
March	191,328,665	216,529,576	561,042,236	566,797,268	921,080,803	1,037,851,766	196,257,632	210,104,607
April	192,969,079	223,763,426	558,509,221	571,412,857	933,644,668	1,070,985,080	203,473,438	212,649,478
May	189,748,470	219,287,788	535,655,731	568,730,118	947,757,337	1,107,983,072	204,173,285	221,605,846
June	195,135,577	222,712,991	549,327,078	605,927,027	965,934,556	1,139,569,570	210,118,939	240,201,440
July	198,779,395	223,662,648	549,068,651	584,176,765	992,015,137	1,175,092,155	216,003,804	294,650,777
August	202,489,039	223,454,556	554,906,517	584,300,855	1,014,711,865	1,196,632,931	220,124,417	238,363,859
September	213,066,909	229,532,356	588,940,119	650,743,015	1,037,498,920	1,127,437,715	217,486,568	255,274,256
October	232,438,622	242,509,573	644,220,998	705,280,241	1,076,514,627	1,262,746,984	224,201,096	253,965,203

	Current Loans in Canada		Current Loans Abroad		Call Loans in Canada		Call Loans Abroad	
	1917	1918	1917	1918	1917	1918	1917	1918
	$	$	$	$	$	$	$	$
November	868,973,714	1,082,709,655	95,954,524	110,010,815	72,178,345	85,675,063	139,832,552	171,035,732
December	858,533,298	1,075,640,003	111,581,098	119,153,924	71,779,020	89,120,423	134,483,482	150,248,322
	1918	1919	1918	1919	1918	1919	1918	1919
January	855,506,506	1,080,340,861	116,220,343	126,513,338	76,239,201	87,598,427	132,687,066	140,819,656
February	859,363,147	1,095,301,791	109,678,140	130,590,063	76,722,163	79,154,121	160,239,494	155,983,681
March	886,995,222	1,117,197,446	102,217,679	123,984,608	74,257,877	87,601,337	167,296,701	160,116,443
April	884,089,402	1,107,986,523	99,267,660	125,328,561	77,497,360	86,091,844	179,818,531	155,533,666
May	894,817,113	1,071,447,686	99,300,926	127,490,932	78,466,582	89,187,032	172,259,879	157,176,325
June	897,226,012	1,043,712,932	103,033,289	132,525,550	76,970,920	95,852,728	170,034,476	167,236,045
July	905,677,233	1,014,387,206	99,702,919	138,217,957	74,382,762	93,587,497	167,112,836	178,098,434
August	920,775,269	1,011,785,424	101,551,546	146,964,315	73,509,571	95,899,836	160,544,990	174,176,578
September	942,802,018	1,058,572,202	109,850,161	151,814,511	74,137,860	96,912,709	159,680,810	169,532,489
October	1,003,593,603	1,104,940,160	112,869,399	160,713,386	73,685,136	100,549,390	157,040,858	158,194,085

American Bank Note Company

Incorporated by Act of the Parliament of Canada

HEAD OFFICE AND WORKS:

208-228 WELLINGTON STREET - OTTAWA

BRANCHES:

MONTREAL TORONTO WINNIPEG

Steel Plate Engravers and Printers

Contractors to the Government of Canada for Dominion Notes, Postage and Revenue Stamps. Engravers of Bank Notes for the Chartered Banks of Canada. Railway, Corporation and Company Bonds, Municipal Debentures, Stock Certificates, Letters of Credit, Cheques, Drafts and other Securities.

Work acceptable on all Stock Exchanges. *Fireproof Buildings*

QUALITY **ACCURACY** **SECURITY**

Meeting Currency Requirements in War Time

Finance Act of 1914, and Dominion Notes Act, 1914, Were Two Measures Which Have Endured Test of War Time—Operation and Effect of the Acts—Their Possibilities As Permanent Measures, and Some Objections.

By W. G. MORE.

THE Finance Act of 1914 was passed originally at the special session of parliament convened in August of that year to provide machinery to deal with any crisis which the outbreak of war might involve, and also to ratify certain steps to that end which had already been taken under Orders-in-Council. The chief provisions of the Act, which are not widely known, were (a) the authorizing of advances by the government to the banks by the issue of Dominion notes against approved securities; (b) the authorizing of payment by the banks in bank notes as legal tender in place of gold or Dominion notes; (c) the authorizing of additional circulation by the banks to the extent of 15 per cent. of their combined paid-up capital and rest during the whole year in place of during the crop-moving period only as theretofore; and (d) the suspension of redemption in gold of Dominion notes. Though originally intended as a purely temporary measure, these provisions have been continued in force from time to time until in June of this year an Act was passed extending them for the definite period until the end of two years after the conclusion of peace. That the provisions made in August, 1914, have been sufficient without additional financial legislation of any kind and practically without change to tide the country over the period of stress and strain which has been endured during the past five years, is a tribute to our banking system and to the wisdom and foresight of those charged with administration of the nation's affairs at that time.

Dominion Notes Act

The last three of the above four main provisions of the Act do not require further explanation, but with regard to the chief provision—namely, the granting of advances by the government to the banks by the issue of Dominion notes, to enable this to be accomplished, it was necessary at the same time to pass another Act called the Dominion Notes Act, 1914. Under that Act, re-enacting the law as it formerly stood, the Minister of Finance is required to hold security in gold to the extent of 25 per cent. of the first fifty million dollars of Dominion notes issued and 100 per cent. in excess of such amount, but under the Finance Act, securities deposited with the Minister by the banks for advances are deemed to be security required to be held by the Minister within the meaning of the Dominion Notes Act. In this way the securities deposited by the banks for advances of notes take the place of the gold which the Minister would normally be required to hold.

That these Acts, the Finance Act and Dominion Notes Act of 1914, have played an important part in providing for the abnormal demands for credit incidental to the war, including the financing not only of the government itself, temporarily at least, but also the annual movement of our crops, at double the rates prevailing in normal times, and the manufacturing of munitions and other necessities of war, will be seen in the increase of Dominion notes outstanding, from $148,792,222 on October 31st, 1914, to $311,639,746 on October 31st, 1919, and in the balances due by the banks to the Dominion government in which are included the advances of the government to the banks. These balances, which are taken from the government returns for the month of October in each of the years 1914 to 1919, are as follows: October, 1914, $21,849,662; October, 1915, $12,563,525; October, 1916, $40,991,302; October, 1917, $62,025,194; October, 1918, $116,362,321; October, 1919, $121,028,537.

A perusal of the government returns shows that advances from the government to the banks during 1915 and the early part of 1916, when general business was at a low ebb, were comparatively small and from that time on fluctuated somewhat with the seasons of the year, but on the whole steadily increased in volume, the peak being reached in November, 1918, when the total balances due by the banks reached the huge amount of $388,970,727. It should be stated, however, these figures do not entirely represent advances as ordinary bank balances carried by the government are included, but assuming such balances amounted on October 31st, 1919, to $20,000,000, which is probably about right, there would remain a total of $100,000,000 of advances outstanding, an amount almost equal to the total combined paid-up capital of all the banks. The figure of $388,970,727 as on November 30th, 1918, was no doubt swelled by the initial payments upon the Victory Loan of that year which were deposited to the government's credit with the banks.

Profitable Business for Banks

Loans under the Act have undoubtedly been a source of additional revenue to the banks, who have thereby been enabled to borrow at a rate of interest usually not exceeding 5 per cent. per annum, and, owing to the abnormal demands for money, to reloan the amounts against the most liquid forms of security, chiefly grain documents, and sometimes even to the government itself in the shape of temporary loans pending funding of war debts, at rates of from 5½ per cent. to 6 per cent. per annum. They have also, presumably, been profitable to the government, who have obtained a reasonable return of interest merely for the cost of note printing, which as the notes would take the form of large denominations negotiable only between the banks, would be negligible in amount.

Now that the war is over and it is expected with the end of war financing in sight, demands for credit will gradually get back to a normal basis, the question has been raised as to whether the facilities provided by the Finance Act should be continued in some permanent form. There would appear to be little doubt that elasticity in our currency is desirable and necessary in times of abnormal expansions or trade activity, and so smoothly has the strain of the past four years been taken care of, that it has been suggested the Finance Act might find a permanent place in the statute book, or as there are obvious objections to the government engaging in the business of banking, that a substitute might be furnished in the formation of a bank of rediscount with powers and performing functions somewhat similar to those of the Federal Reserve Banks in the United States. It would seem, however, that the needs for which the Federal Reserve System was established in the United States have hitherto been fully served by our unexcelled system of branch banks, and that the necessity for a bank of rediscount, which would be largely owned by the government and to which our banks would take liquid securities and obligations received from customers and obtain advances in the shape of currency notes which would be an obligation of the government and from the proceeds of which fresh loans could be made by the banks, has not been sufficiently demonstrated. Indeed, it is not improbable the advances which the banks have already obtained have contributed in some measure at least to the inflation from which we are now suffering and that any system which enables banks or any other institutions to build up a pyramid of loans upon a relatively small capital must sooner or later inevitably lead to inflation and quite conceivably to disaster.

If this is correct then, probably, with the enormous debts already incurred and the future so uncertain, the present may not be an opportune time to introduce a radical change of this nature and with evidence of inflation all

BANK OF NEW ZEALAND

ESTABLISHED in 1861

Bankers to the Government of New Zealand, which holds Preference Shares in the bank for $3,649,875 and guarantees its Redeemable Stock $2,579,186.

Paid-up Capital ($11,095,561) and Reserve Fund ($11,436,275)	$22,531,836
Undivided Profits	$711,599
Uncalled Capital	$2,433,250
Aggregate Assets at 31st March, 1919	$210,299,500

BOARD OF DIRECTORS:

WELLINGTON, N.Z.

(Four are appointed by New Zealand Government; two elected by Ordinary Shareholders).

H. BEAUCHAMP (Chairman)
R. W. KANE
D. J. NATHAN
WM. REECE
J. H. UPTON
WM. WATSON

LONDON BOARD

FREDK. LUBBOCK (Chairman)
THE RT. HON. LORD CARNOCK, G.C.B.
ALEX. MICHIE
SIR. JAMES MILLS, K.C.M.G.

HEAD OFFICE:
WELLINGTON, NEW ZEALAND.
General Manager: WILLIAM CALLENDER.

LONDON OFFICE:
1 Queen Victoria Street, E.C.
Manager: ALEXANDER KAY.

Auditors (Appointed by New Zealand Government):
R. W. GIBBS, Chief Auditor.
W. C. SNEATH (Price Waterhouse & Co.), London Auditor.

THE BANK OF NEW ZEALAND has Branches or Agencies in all the principal cities and towns in New Zealand, in Melbourne and Sydney (Australia), Suva and Levuka (Fiji), and Apia (Samoa), also Agents in all the principal cities in the world.

The Bank has facilities for conducting every description of Banking business.

The Bank negotiates at any of its Branches Bills drawn in dollars under American Credits as well as those in sterling, and it invites the establishment of such Credits. It also issues Drafts or Credits, either in dollars or sterling, on any of the principal cities in North America.

Chief Agents in Canada:
CANADIAN BANK OF COMMERCE. BANK OF MONTREAL.

Other Agents in Canada:

American Express Company
Bank of Nova Scotia
Bank of Ottawa
Dominion Bank
Dominion Express Company, Toronto
Imperial Bank of Canada
Royal Bank of Canada

Chief Agents in New York: IRVING NATIONAL BANK.

Chief Agents in San Francisco:
FIRST NATIONAL BANK OF SAN FRANCISCO.

Other Agents in United States:

American Express Company
Bank of Italy
Bank of Montreal
Bank of Nova Scotia
Brown Bros. & Co., Boston
Canadian Bank of Commerce
Chartered Bank of India, Australia and China
Chase National Bank of New York
Columbia Trust Company, New York
Crocker National Bank of San Francisco
Drexel and Co., Philadelphia
Equitable Trust Company of New York
Farmers & Merchants National Bank, Los Angeles
First National Bank of Boston
First National Bank of Chicago
Greenebaum Sons Bank & Trust Co., Chicago
Hong-Kong and Shanghai Banking Corporation
Illinois Trust and Savings Bank, Chicago
International Banking Corporation
Merchants National Bank of Boston
Morgan & Co., J. P., New York
National Bank of Commerce, St. Louis
National Bank of South Africa, Ltd.
National City Bank of New York
National Shawmut Bank of Boston
Riggs National Bank of Washington, D.C.
Royal Bank of Canada
Standard Bank o. South Africa, Ltd.
Walker Bros., Salt Lake City
Yokohama Specie Bank, Ltd.

around us in the shape of abnormal increases in our Dominion and bank note circulation and large bank deposits, and the swollen balance sheets of some of our banks, anything which tends to further inflation, which experience has taught us brings in its train an era of spending and of high costs and taxation with consequent labor and other unrest, should be carefully avoided. Rather probably should our efforts be directed towards deflation and towards liquidating the advances which the banks now have current from the government. If this is to be accomplished so as to cause least inconvenience and dislocation to business, it can probably best be done gradually.

COINAGE IN 1918 AND 1919

During the first ten months of 1919 the Canadian Mint turned out more gold and silver coins than during the whole of 1918. The coinage of "coppers," on the other hand, was a great deal less. Sovereigns were the only gold pieces coined. The figures for 1918, and for 1919 up to October 31st, were as follows:—

		Gold pieces.	Value.
Coined	1 Jan.—31 Dec., 1918 ... £	106,516	$ 518,377.87
"	1 Jan.—31 Oct., 1919 ... £	135,889	661,326.47
Issued	1 Jan.—31 Dec., 1918 ... £	130,768	636,404.27
"	1 Jan.—31 Oct., 1919 ... £	171,042	832,404.40
		Silver pieces.	Value.
Coined	1 Jan.—31 Dec., 1918 ...	15,900,064	$2,258,744.55
"	1 Jan.—31 Oct., 1919 ...	17,096,614	2,379,697.60
Issued	1 Jan.—31 Dec., 1918 ...	.....	2,402,000.00
"	1 Jan.—31 Oct., 1919 ...	.....	2,474,044.10
		Bronze pieces.	Value.
Coined	1 Jan.—31 Dec., 1918 ...	13,084,983	$ 130,849.83
"	1 Jan.—31 Oct., 1919 ...	8,959,730	89,597.30
Issued	1 Jan.—31 Dec., 1918 ...	.....	131,817.00
"	1 Jan.—31 Oct., 1919 ...	.....	92,300.00

NET PROFITS AND DIVIDENDS OF CANADA'S BANKS

BANK	1909 Net Profits	Dividend	1910 Net Profits	Dividend	1911 Net Profits	Dividend	1912 Net Profits	Dividend	1913 Net Profits	Dividend
	$	%	$	%	$	%	$	%	$	%
(1)Bank of Montreal	1,826,167	10	1,797,993	10	2,276,519	10	2,518,409	10+2	2,648,403	10+2
§Quebec Bank	252,771	7	278,926	7	276,392	7	294,804	7	309,228	7
Bank of Nova Scotia	604,123	12	662,302	12	815,519	13&14	970,544	14	1,210,774	14
(2)Bank of British North America	494,705	7	554,942	7	632,117	8	678,506	8	689,745	8
Bank of Toronto	579,471	10	589,656	10	677,964	11	835,787	11+1	* 1,050,693	11+1
The Molsons Bank	493,479	10	602,694	10	712,539	11	684,779	11	694,356	11
La Banque Nationale	266,661	7	257,917	7	262,513	7	293,564	7	302,304	8
(3)Merchants Bank of Canada	831,159	8	1,057,140	8 & 9	1,179,581	9 & 10	1,338,844	10	(A) 533,653	10
Banque Provinciale du Canada	124,143	5	149,062	5	184,398	5	185,165	6	196,126	6
Union Bank of Canada	407,541	7	451,620	7	662,437	8	706,832	8	750,095	8
Canadian Bank of Commerce	1,510,696	8	1,838,065	9	2,305,409	10	2,811,806	10+1	2,992,951	10+2
(4)Royal Bank of Canada	838,306	10	951,336	11&12	1,152,249	12	1,527,324	12	2,142,100	12
Dominion Bank	620,927	12	659,300	12	704,045	12	901,529	12+2	950,402	12+2
(5)Bank of Hamilton	382,332	10	422,090	10	443,506	11	495,860	11	498,273	12
Standard Bank of Canada	342,258	12	373,208	12	381,601	13	462,079	13	555,095	13
Banque d'Hochelaga	360,821	8	417,697	8	415,000	9	481,616	9	534,700	9
(6)Bank of Ottawa	421,065	10	532,353	10½	595,228	11	640,220	11¾	706,740	12
Imperial Bank of Canada	743,524	11	702,508	11	841,692	11&12	1,004,340	12	1,125,971	12
Home Bank of Canada	83,957	6	95,832	6	121,941	6	140,030	6 & 7	167,125	7
(7)Northern Crown Bank	193,464	5	258,144	5	285,694	5 & 6	291,094	6	281,167	6
Sterling Bank	92,832	5	96,825	5	107,876	5	113,400	6	114,200	6
(8)Weyburn Security Bank	.....	.....	.....	.....	26,682	2½	63,135	5	54,917	5

BANK	1914 Net Profits	Dividend	1915 Net Profits	Dividend	1916 Net Profits	Dividend	1917 Net Profits	Dividend	1918 Net Profits	Dividend
	$	%	$	%	$	%	$	%	$	%
(1)Bank of Montreal	2,496,452	10+2	2,108,631	10+2	2,200,471	10+2	2,477,969	10+2	2,562,720	10+2
§Quebec Bank	296,659	7	233,420	7	.....	....	.....	.....	.....	.....
Bank of Nova Scotia	1,196,117	14	1,220,057	14	1,252,038	14	1,295,315	14	1,411,925	14
(2)Bank of British North America	536,577	8	328,595	7	546,346	7	**668,003	8	.....	.....
Bank of Toronto	829,538	11+1	663,074	11	730,954	11	802,920	11	844,402	11
The Molsons Bank	608,196	11	556,193	11	582,356	11	615,514	11	712,485	11
La Banque Nationale	319,903	8	333,207	8	417,662	8	435,283	9	533,450	9
(3)Merchants Bank of Canada	1,218,694	10	995,431	10	950,713	10	1,236,680	10	1,383,569	10
Banque Provinciale du Canada	194,214	7	196,355	7	203,983	7	207,483	7	434,594	7
Union Bank of Canada	712,440	8+1	659,688	8+1	651,183	8+1	763,463	8+1	824,174	10
Canadian Bank of Commerce	2,668,233	10+2	2,352,035	10+2	2,439,415	10+2	2,637,555	10+2	2,850,318	10+2
(4)Royal Bank of Canada	1,886,142	12	1,905,576	12	2,111,307	12	2,327,979	12	2,809,846	12
Dominion Bank	925,364	12+2	805,123	12	893,502	12	1,005,062	12	1,086,498	12
(5)Bank of Hamilton	485,265	12	424,274	12	442,525	12	598,522	12	571,226	12
Standard Bank of Canada	621,463	13	563,401	13	580,230	13	649,546	13	697,443	13
Banque d'Hochelaga	566,614	9	530,237	9	546,011	9	565,433	9	595,187	9
(6)Bank of Ottawa	620,691	12	531,268	12	591,205	12	616,238	12	645,347	12
Imperial Bank of Canada	1,236,984	12	1,031,359	12	1,003,960	12	1,185,066	12	1,247,516	12
Home Bank of Canada	163,929	7	133,406	5	217,059	5	228,963	5	238,753	5
(7)Northern Crown Bank	201,289	6	100,789	Nil	128,761	5	†208,608	5	.....	.....
Sterling Bank	115,111	6	145,290	6	161,270	6	186,120	6	213,632	6
(8)Weyburn Security Bank	48,354	5	53,844	‡10	82,149	5	74,274	5	74,343	5

(1) Prior to 1904 the Bank of Montreal's year ended in April. The profits during 1911 include $708,800 expended in premises and those of 1912, $511,000; in previous years these expenditures were deducted. 2% bonus since June, 1912.
(2) Figures for 1912 are from Jan. 1st to Nov. 30th inclusive.
(3) 1913 figures are for 5 months ending 30th April. 1915 figures are for year April, 1915. Net profits for year ending April, 1916, $970,713. Dividend, 10%.
(4) 1912 figures are for 11 months; financial year changed.
(5) The 1917 figures are for the 15 months ended 28th February, 1918.
(6) The financial year of the Bank of Ottawa ends on Nov. 30th.
(7) 1912, profits are for 11 months.
(8) Weyburn Security Bank commenced business only in 1911.
‡ 5% cash dividend and 5% stock dividend.
* Including $200,000 debts recovered.
§ The Quebec Bank was purchased by the Royal Bank of Canada on Dec. 31st, 1916, and did not issue a statement showing the result of its business for that year. Dividends amounting to $191,450, being at the rate of 7% per annum, were paid during the year.
(A) Result of business for 5 months only.
** Absorbed by the Bank of Montreal, March, 1918.
† Purchased by the Royal Bank, June 30th, 1918, who paid 10,883 fully paid shares of the capital stock of the Royal Bank, and $576,970 in cash.

Canadian Guaranty Trust Company

HEAD OFFICE

BRANDON, MAN.

Acts as Executor, Administrator, Trustee, Guardian, Committee, Assignee, Receiver, etc.

Moneys Invested for clients in First Mortgages ***on improved farms only*** to yield 6% to 7%.

5½% allowed on sums of $500.00 or upwards in moneys left for three years or longer under our Guaranteed Trust Investment Receipts.

Our Agency Department is fully organized for the management of properties, collection of rents, accounts, etc., and the buying and selling of Real Estate.

Official Administrator for the Northern and Dauphin Judicial Districts in the Province of Manitoba.

Branch Office :

Swift Current, Sask.

THE TRUSTEE COMPANY OF WINNIPEG, LIMITED

HEAD OFFICE

Nanton Building, 203 Portage Avenue

WINNIPEG, MAN.

DIRECTORS :

SIR DOUGLAS CAMERON — HORACE CHEVRIER, ESQ.
W. B. STERLING, ESQ. — N. T. MACMILLAN, ESQ.
W. H. CROSS, ESQ. — P. DE LANCESSEUR, ESQ.
W. J. BULMAN, ESQ. — W. A. WINDATT, ESQ.
M. J. A. M. DE LA GIGLAIS, ESQ.

8 % MORTGAGE INVESTMENTS

We offer the investing public first class investments on improved farm land securities. After Commission and expenses are paid these investments would net the Investor about **7** %

These securities have been carefully selected by our staff for our own investments, and have been inspected by reliable valuators. In taking these investments you get the advantage of our experience, and the business is handled at very little expense to the investor. These investments are submitted to the client for acceptance.

W.ite or Call.

THE TRADERS TRUST COMPANY

HEAD OFFICE - WINNIPEG

Authorized Capital - - $500,000.00
Subscribed and Paid Up - $131,000.00

ASSIGNEES, EXECUTORS ADMINISTRATORS AND .·. FINANCIAL AGENTS .·.

J. B. NICHOLSON, *President*

J. W. CAMPBELL, *Vice-President*

An Official Assignee for the Province of Manitoba

BANKERS :
Merchants Bank of Canada

(Empowered by Executive Council of Saskatchewan to act as an Assignee in that Province).

The International Exchange Situation*

How Canada is Affected by New Trade Situation— Drop in European Exchanges Shows Effects of World War—Exchange Rates Will Bring Adjustment — Theory of Foreign Credits — Amounts Already Advanced to European Countries

By W. C. CLARK.

IT has been jestingly said that not until Lord Rhondda's rationing organization laid violent hands upon tea were the horrors of war brought vividly home to the average Englishman. It took a similar rude shock to awaken him to the gravity of the financial situation left to Europe as a heritage of the war. That shock came when the pound sterling, the emblem of stability and one hundred per cent. value, fell to a discount of 16 per cent. in the New York market. Cold comfort could, of course, be gleaned from the "tuppenny ha'penny" performance of the German mark and the weakness of other currencies, but this merely emphasized the completeness of the demoralization in international trading and financial relations.

The present situation is the culmination of a movement which began early in March, when France and Great Britain removed the artificial support which, since January, 1916, had kept Paris and sterling exchange "pegged" at but a slight discount in New York. The immediate result was a sensational decline in the price of sterling remittances. This reached such proportions as to disorganize the whole foreign exchange market and forced a weakening of exchange on other countries. But the pound sterling soon rallied from its lowest point and fluctuated between $4.60 and $4.65 until about the middle of July, when a flood of cotton bills and a weakening of confidence in the general situation caused a further slump. This time the rates went as low as $4.26, but later recovered, closing the month around $4.36. During June and July, exchange on all the more important centres moved decidedly in favor of New York, as will be apparent from a study of the following table showing the course of the exchanges in New York during the summer months:—

NEW YORK QUOTATIONS FOR CABLE TRANSFERS.

	Par		Mar. 16 Apr. 15	Apr. 16 May 15	May 15 June 15	June 16 July 15
London . . .	4.8775	High—	4.76 1/16	4.69½	4.66¼	4.62½
		Low —	4.59	4.65¾	4.61½	4.39
Paris	5.1813	High—	5.44 3/16	5.95½	6.29	6.20
		Low —	6.08	6.36	6.77	7.01
Italy	5.1813	High—	6.35	7.41	7.81	7.92
		Low —	7.85	7.84	8.75	8.46
Spain	19.30	High—	21.05	20.35	20.28	20.07
		Low —	20.10	20.20	19.70	19.25
Holland . . .	40.20	High—	42.31¾	40.43¾	40.75	39.37½
		Low —	40.12½	39.75	39.00	37.87½
Denmark . . .	26.80	High—	27.125	25.10	24.40	24.30
		Low —	24.95	24.25	23.50	22.65
Germany . . .	23.82	High—	....	....	....	....
		Low —	....	....	....	....

			July 16 Aug. 15	Aug. 16 Sept. 15	Sept. 16 Sept. 30	Clos'g Rate Sept. 30
London . . .	4.8775	High—	4.43	4.27¼	4.26	4.19¼
		Low —	4.27½	4.13½	4.13¼	....
Paris	5.1813	High—	6.88	7.84	8.03	8.44
		Low —	7.85½	8.90	9.18	....
Italy	5.1813	High—	8.50	9.22	9.65	9.72
		Low —	9.22	9.85	10.02	....
Spain	19.30	High—	19.35	19.75	....	19.25
		Low —	18.93	18.90	....	....
Holland . . .	40.20	High—	38.12½	37.50	37.625	37.875
		Low —	36.87½	36.50	37.1875	....
Denmark . . .	26.80	High—	22.60	27.30	22.20	22.15
		Low —	21.85	21.50	21.55	....
Germany . . .	23.82	High—	8.00	5.15	....	4.50
		Low —	4.95	3.65	....	....

This, in part, is a reflection of the fact that by lifting the embargo on gold exports early in June and removing most of the restrictions on exchange transactions a little later, the United States had become practically the only free market for gold in the world. Heavy purchases of commodities in the United States for resale to Germany explain the decline of the neutral exchanges, while the greater steadiness of Italian lire as compared with British and French exchange is in part, at least, due to the flow of funds to Italy incident to the return of Italian immigrants to their homeland. In July, limited transactions took place with Austria and Germany on a basis of 3¼ cents per krone and around 8 cents per mark. This represented a depreciation of 84 per cent. in Austrian and 66 per cent. in German currency. Japan, Spain and some of the South American republics were the only countries to have their funds quoted above par in New York, and during the period covered these premiums steadily declined.

Cause of Low Records

Since July, all the European exchanges have broken to new levels, while the fluctuations in rates have been erratic. Sterling fell as low as 4.13¼ for cable transfers, but later recovered slightly, and has since fluctuated between 4.15 and 4.27. Francs and lire have made new low records of 9.18 and 10.02, respectively. The German mark declined sharply to 3.65, and still remains below 5 cents. The Austrian krone closed on September 30th at 1.75.

Fundamentally, the cause of the situation just described is the excessively one-sided character of American foreign trade and the consequent breakdown in the current methods of striking balances in the international books. Ordinarily, one country sends to other countries, as a whole, about as much value in goods of various kinds as it receives from them; in the long run, exports pay for imports, and commodities themselves approximately settle the international balance. Another element tending to even up the balance in the trade between Europe and the United States in normal times was the interest and dividend payments sent to Europeans on their investments in American securities during the past century. There was also a considerable current exchange of securities, tending to keep the books balanced. Minor elements included remittances by immigrants to friends and relatives at home, freights on shipping carried by European bottoms, tourist expenditure, and banking and insurance commissions. If the balance were not struck by these various means, gold shipments resulted, gold being, so to speak, the small change commodity between nations. On the whole, the account about balanced, although running in favor of the United States, during the fall and winter, when cotton and wheat were going out, and in Europe's favor during the spring and summer months. Gold importations and exportations alternated, though the amounts involved were never large.

Investment Relations Are Changed

Since the war all this has been changed. The United States has bought back from Britain and France the greater part of the American securities and other American property interests held abroad, and the Alien Property Custodian is eliminating what remains of German holdings in the United States. Interest and dividend payments to foreign holders will, therefore, in the future be largely curtailed. On the other hand, the government at Washington has made loans to foreign governments aggregating nearly ten billions of dollars. These draw interest at 5 per cent., and, along with

*From the Journal of the Canadian Bankers' Association, October, 1919.

Prudential Trust Company, Limited

(Incorporated by Special Act of Parliament of the Dominion of Canada)

Authorized Capital -	**$ 1,500,000.00**
Capital Issued - -	**980,200.00**
Own and Trust a/c assets -	**$ 4,528,078.35**
Bond Trusteeships	**32,087,000.00**

Authorized to act in all Trust Capacities, including, Executor, Administrator, Assignee, Guardian, Receiver, Etc.

Trustee for Bondholders and Transfer Agent or Registrar of Stock of Companies.

Real Estate and Insurance Departments.

B. HAL. BROWN, *President and General Manager*

J. P. STEEDMAN, *Vice-President*

HEAD OFFICE - MONTREAL

BRANCHES:

Toronto		Edmonton
Winnipeg	Vancouver	St. John
Regina	London, England	Halifax

The

Crown Trust Company

"A Trust Company for the Public's Service"

145 St. James Street

Montreal

PAID-UP CAPITAL, $500,000

Board of Directors:

COLONEL WILLIAM I. GEAR - President

Major-General SIR JOHN W. CARSON, C.B., and S. H. EWING - Vice-Presidents

Lieut.-Col. Gerald W. Birks, O.B.E.
H. B. Henwood
W. W. Hutchison
Alex. MacLaurin
Col. John McKergow
Arthur Lyman
Brig.-Gen. F. S. Meighen, C.M.G.
E. C. Pratt
R. W. Reford
Brig.-Gen. James G. Ross, C.M.G.
John W. Ross
F. N. Southam
Major-Gen. E. W. Wilson, C.M.G.

IRVING P. REXFORD, Manager

Attractive Investments

OUR Government Charter authorizes us to receive funds for investment. We issue Guaranteed Investment Receipts which bear interest at 5½%, payable half-yearly. Your funds are then invested in securities approved and held in trust for you. Hundreds of persons have invested their money in this way through us, and have never lost a dollar nor waited for their interest and principal when due.

5½%

Union Trust Company

LIMITED

Henry F. Gooderham, President

Head Office: Corner Bay and Richmond Streets, Toronto

Winnipeg London, Eng.

Mercantile Trust Company of Canada, Limited

HAMILTON, ONTARIO

Executor, Trustee Administrator, Etc.

The Company will act as Agent for Executors or Trustees who desire to be relieved of the Management of Estates.

All Business under direct supervision of the Executive Committee

BOARD OF DIRECTORS:

CYRUS A. BIRGE, President

MAJOR H. L. ROBERTS and JAMES TURNBULL, Vice-Presidents

T. C. HASLETT, K.C., Chairman Executive Committee

C. C. Dalton, A. E. Dyment, J. J. Greene, Sir John S. Hendrie, K.C.M.G., J. F. Kavanagh, Col. John I. McLaren, Lt.-Col. W. H. Merritt, Maj.-Gen. Hon. S. C. Mewburn, Stanley Mills, C. S. Wilcox, W. A. Wood

S. C. MACDONALD, Manager

foreign loans made on the public market and privately, will mean that the interest charges running to the United States will henceforth be of very considerable volume. Even more striking has been the tremendous increase in the so-called "favorable" merchandise balance. Before the war the United States had a balance in her favor on merchandise account averaging $500,000,000 per year. To-day that balance is piled up in a single month. In June last, exports reached the enormous total of $918,000,000, exceeding imports by no less than $625,000,000. In the fiscal year ending June 30th, the "favorable" balance amounted to $4,129,000,000, which brings the total for the past three years up to $10,734,000,000. In contrast, witness Britain swelling her so-called unfavorable balance from 150 million pounds to approximately 800 millions, and Europe in general supplying the United States with 16 per cent. of her imports as compared with a full 50 per cent. before the war. Is it any wonder that European bills should flood the New York market and sweep exchange rates past all the familiar landmarks?

Exchange Rates Adjust Trade

Fortunately, the "invisible hand" which, according to Adam Smith, beneficently controls the economic ship under a system of natural liberty, is sometimes in evidence. Natural laws do tend to correct an unbalanced state of trade and to maintain an equilibrium. When the balances running in favor of a country send its exchange to a premium, purchases in that country become more costly to the extent of the premium. New York exchange is now commanding a premium of 14 per cent. in England, 38 per cent. in France, 47 per cent. in Italy, and 81 per cent. in Germany. Buyers of American goods in these countries must pay the American price, plus the exchange premium, plus transportation charges. Purchases of American goods are, therefore, discouraged in proportion to the height of the premium. It is evident that where the premium rises, as in the case of Austria to 91 per cent., it becomes almost prohibitive. Conversely, the fall of a foreign currency in terms of the American dollar will make goods priced in that currency cheaper and encourage importation on the part of American merchants. Thus an American buyer at the present moment finds the purchasing power of his dollar increased by 13 per cent. in terms of the pound sterling, and is encouraged to buy. Or, looking at it from the other point of view, the foreign exporter may either cut prices by 13 per cent. to secure access to the American market or sell the credit received in New York for his goods to a fellow-countryman at a premium of 13 per cent. The incentive to import applies to loans as well as to goods. The high premium on New York funds will enable a foreign borrower to pay a high interest rate to obtain American funds. It creates an inducement to sell securities or borrow money in New York. The inducement will continue and increase with rising exchange rates until the check to exports and the stimulus to loans and imports eventually bring about a new equilibrium of trade. It is probably true that the decline in United States exports from $918,000,000 in June to $570,000,000 in July and the decline in the "favorable" balance from $625,000,000 to $225,000,000 are in part attributable to the corrective effect of the high exchange rates, though dock strikes and transportation difficulties had undoubtedly more influence.

Natural or Artificial Remedy

Should the situation be allowed to correct itself in this natural way? This is the question which bankers, foreign traders and public men in the United States have been discussing since March. At least two schools of thought have been in evidence. One school emphasizes the absolute necessity of maintaining the present high level of American exports, though some of its members fail to see that this implies corresponding imports or huge loans to European purchasers. The other group stresses the danger of overdoing the extension of credit to Europe in the present state of uncertainty as to future business conditions and the national credit of certain of the powers, and questions the advisability of aggravating the high cost of living at home by furthering the competition of export demand with domestic demand. The latter see clearly that extensive loans to Europe will raise the price level in the United States, not only by rendering goods scarce, but also by increasing the supply of credit or money or securities through payment for the goods. The whole situation has been well put by the monthly review of the National City Bank for August:—

Loss of Foreign Markets

"If nothing is done and American exports are curtailed, prices will fall rapidly in this country. Some people think this would be beneficial. The cost of living would come down; the problem of inflation would be solved; this would be the first country in the world to get back to a normal basis. But the effects would not be altogether agreeable. Industry would be disorganized by such a loss of markets. We would be thrown back on our own resources, and it would be some time before the domestic market would furnish employment to all the wage-earners. We would have a loss of production at a time when great need for it exists. On the other hand, Europe cannot get along without our cotton, grain, meats, copper and other raw material. Without them people will starve, industry will stagnate and social chaos will result."

A summer's discussion has brought most people to a middle position. A debtor can settle his obligations in a foreign country only in three ways: (1) by sending commodities or performing services, (2) by sending gold, and (3) by sending securities and negotiating loans. Europe will use the first method in increasing degree, but not for a long while to a sufficient degree, because of the disorganized state of its industry and its need of raw materials. It is idle to talk of helping the situation to any appreciable extent by the export of gold. Europe's gold reserve has already been badly depleted; the remainder is vital to protect its credit system, and in any case would not be sufficient for so huge a task. Moreover, the United States has already more gold than is needed or desired. Of course, some gold will be shipped. A considerable shipment is already on its way from Germany. London has given the South African mines permission to send gold direct to New York; some has already gone, and more will go. Neutral countries may also be expected to release some gold to the United States. But when all is said and done, if anything like the scale of foreign trade which is now accepted as desirable is to be maintained, the third source of payments must be largely availed of. Most Americans now realize that they must loan in considerable volume to European purchasers to enable them to obtain the raw materials and capital goods needed to re-establish European industry.

The Foreign Credit Solution

The controversy has latterly shifted from the question of *what* ought to be done to the question of *how* it ought to be done. Should the government or private corporations provide the funds? The government has solved this problem by declaring its decision to abandon its policy of foreign loans, though there is still a demand that the necessary measures to provide private funds should be organized on a semi-public basis and along lines that will have the approval of Washington. The question still remains as to what private interests should be chiefly responsible. At first business men looked to the banks, but latterly opinion has been crystallizing in the belief that what is needed is not short-time credit created by the commercial banks, but long-time or investment funds. Various plans have been formulated to supplement existing machinery. Under the Webb-Pomerene Act, manufacturers can combine to form export companies, putting in as capital such sums as they are severally willing to devote to the export business, and under the War Finance Corporation Act such export combinations can borrow from the War Finance Corporation sums based upon their financial standing. The Edge bill now before Congress provides for the formation under federal charters of corporations with a minimum capital of $2,000,000 for the purpose of engaging principally in foreign banking or other financial operations having as their object the furtherance of American commerce. It is also proposed

Saskatchewan General Trusts Corporation

Limited

AUTHORIZED TO ACT AS

Executor, Administrator and Assignee

Acts as Agent for making Investments in First Mortgages and other First Class Securities

BOARD OF DIRECTORS:

W. T. MOLLARD, President G. H. BARR, K.C., Vice-President
J. A. McBride C. H. Willoughby W. H. Duncan
J. A. M. Patrick, K.C. David Low, M.D. Wm. Wilson
A. L. Gordon, K.C. Herbert E. Sampson, K.C.

General Manager E. E. Murphy

HEAD OFFICE:

1811 CORNWALL STREET

REGINA, SASK.

(Official administrator for the judicial district of Weyburn, Sask.)

CAPITAL TRUST

CORPORATION

HEAD OFFICE - OTTAWA, ONT.

Authorized Capital - - $2,000,000

BOARD OF DIRECTORS

President: HON. M. J. O'BRIEN, Renfrew.

Vice-Presidents.

HON. S. N. PARENT, Ottawa. J. J. LYONS, Ottawa
R. P. GOUGH, Toronto. A. E. PROVOST, Ottawa.

A. W. Robertson, Montreal. J. F. Brown, Toronto.
E. F. Surveyer, K.C., Montreal. Gordon Grant, C.E., Ottawa.
Hugh Doheny, Montreal. W. H. McAuliffe, Ottawa.
T. P. Phelan, Toronto. E. W. Tobin, M.P., Bromptonville.
P. V. Byrnes, Hamilton. Hon. R. G. Beazley, Halifax.
J. J. McFadden, Spragge. Arthur Ferland, Haileybury
Col. D. R. Street, Ottawa. J. B. Duford, Ottawa.

Managing Director - - - B. G. CONNOLLY.
Assistant Manager - E. T. B. PENNEFATHER.

The Corporation acts as ADMINISTRATOR, EXECUTOR, TRUSTEE ASSIGNEE, GUARDIAN AND RECEIVER

Real Estate bought and sold — properties managed Rents and Interest collected. Investments made.

Consultation by mail or personally invited.

THE IMPERIAL CANADIAN TRUST COMPANY

HEAD OFFICE, WINNIPEG, CANADA

Incorporated by Special Act of the Legislature of Manitoba.
Licensed under the Laws of the Provinces of Saskatchewan, Alberta and British Columbia.

AUTHORIZED CAPITAL - - - - -	$3,000,000
SUBSCRIBED CAPITAL - - - - - -	1,171,700
PAID UP CAPITAL AND RESERVE - - -	1,116,811
TOTAL ASSETS - - - - - -	6,937,373

DIRECTORS

Lieut.-Col. D. E. Sprague, J. H. G. Russell, Esq., W. T. Alexander, Esq., Dr. A. D. Carscallen, W. J. Boyd, Esq., E. L. Taylor, Esq., K.C., F. H. Alexander, Esq., Col. the Hon. A. C. Rutherford, James Short, Esq., K.C., S. D. Lazier, Esq., Wm. H. Duncan, Esq., R. T. Elliott, Esq., K.C., Thos. S. McPherson, Esq.

General Manager: W. T. ALEXANDER, Esq. Asst. General Manager: W. W. EVANS, Esq.

Authorized to act as

EXECUTOR, TRUSTEE, ADMINISTRATOR, GUARDIAN, RECEIVER, ASSIGNEE

GENERAL FINANCIAL AGENTS

Branches at VANCOUVER, VICTORIA, CALGARY, EDMONTON, REGINA, SASKATOON

to amend the Federal Reserve Act by permitting national banks to invest five per cent. of their capital and surplus in the stock of such corporations, and thus set the example for other business interests. It is felt that the responsibility of the private interest directly concerned is essential to prevent reckless business, and that with the aid above outlined, those whose products are to be sold and who reap the advantage of such sales ought to be prepared to finance their own sales. Anything more would be adding a burden to the general public for the purpose of subsidizing exports.

A considerable amount of foreign financing has already been done. Sweden has sold $25,000,000 bonds in the American market, and Switzerland another $30,000,000. An acceptance credit of $50,000,000 was provided by New York bankers for a consortium of Belgian banks, and a smaller amount arranged for Czecho-Slovakia. France is now offering treasury bills in New York to a maximum of $50,000,000. Business of very considerable volume in the aggregate is also being done by private individuals and corporations. The sum-total of these loans, however, does not approach the figures of accruing trade balances, and unless the lending movement is greatly accelerated, it would appear that the decline of European exchanges in the New York market is bound to continue. Autumn always brings a very heavy movement of foodstuffs and other commodities to Europe. In past years it was ordinarily necessary to ship large sums of gold to New York in settlement for these exports. In view of the slight probability of extensive merchandise imports from Europe and the impossibility of receiving substantial amounts of gold, the pressure on the market will continue heavy, and, failing other support, prices will sag.

New Canadian Trade Relations

Only the briefest consideration can be given to the Canadian aspect of the question, though much that has already been said applies. During the present year the discount on the Canadian dollar ranged roughly from two to five cents. Individuals making some purchases in American stores have had to pay 110 Canadian cents, or even more, for an American dollar. This discount is abnormally large, though it should be noted that it is not anything like as large as the discounts quoted in New York on the currencies of most of the European nations. In other words, the Canadian dollar is at a premium in most of the world's leading trading centres. In normal times gold can be shipped from New York to Montreal, and vice versa, at a cost of about 70 cents per $1,000, so that the range of fluctuation in the exchange between the two countries is approximately only 5/32 per cent., allowing for a premium of 5/64 per cent. and a discount of 5/64 per cent. With the present restrictions on the shipment of gold from Canada, however, the range may be considerably wider. Presumably, now that the United States has lifted its gold embargo, the premium on Canadian funds will not be allowed to go above 5/64 per cent., but the discount will depend entirely on the volume of exports and imports and the invisible items in Canada's balance of trade sheet.

The peculiar triangular nature of Canada's trade will be a sufficient explanation of the present abnormal discount. A study of the following tables will make this clear. Since 1914 Canada has had a "favorable" balance of trade, decreasing in recent months, but amounting to $340,000,000 in 1918-19, and in the last three fiscal years to $1,295,000,000. This would normally be expected to cause a premium on Canadian exchange. It will be noted, however, that Canada buys mainly from the United States, and buys much more than she returns. Thus, in the last three fiscal years the balance of imports over exports in her trade with that country amounted to $1,098,000,000; in 1918-19 it was $272,000,000, and in the four months, April to July, $156,000,000. Before the war the balances in our favor in Great Britain were available to meet our obligations to the United States. To-day we have to sell to the Mother Country chiefly on credit. Recent government advertisements show that $220,900,000 of the last Victory Loan were granted to Britain for the purchase of wheat, fish, other foodstuffs, ships, etc., in Canada. Much of the coming loan will be used for the same purpose. The Canadian banks have also had to make similar advances. Canada is, therefore, in the position of selling largely to a buyer who cannot pay cash and of buying largely from a seller who demands cash terms. The discount on Canadian funds in that seller's market is the inevitable result.

CANADA'S TOTAL MERCHANDISE EXPORTS AND IMPORTS
(In Millions of Dollars.)

	1913-14.	1914-15.	1915-16.	1916-17.	1917-18.	1918-19.
Exports	455	461	779	1,179	1,586	1,260
Imports	618	455	508	846	964	920
Balance	—163	+5	+271	+333	+622	+340

	1919. April.	May.	June.	July.
Exports	67	96	91	119
Imports	54	71	75	84
Balance	+13	+25	+16	+35

CANADA'S TRADE WITH UNITED KINGDOM

Exports	222	212	463	756	861	552
Imports	132	90	77	107	81	73
Balance	+90	+122	+386	+649	+780	+479

	1919. April.	May.	June.	July.
Exports	31	42	48	59
Imports	5	5	6	8
Balance	+26	+37	+42	+51

CANADA'S TRADE WITH UNITED STATES

Exports	177	186	217	291	441	478
Imports	396	297	370	665	793	750
Balance	—219	—111	—153	—374	—352	—272

	1919. April.	May.	June.	July.
Exports	25	38	33	38
Imports	43	58	61	67
Balance	—18	—20	—28	—29

As already shown, this adverse rate of exchange will in time bring about an adjustment of our trade relations. What we obviously need is to reduce our purchases from the United States and to increase them from Great Britain and the other countries which owe us gold, and which will thereby be enabled to pay us in goods. These things are just what the present state of the exchanges is doing. Canadian business men and the consumers of luxury commodities find themselves penalized from 2 to 5 per cent. in making purchases across the line, and the slight decrease in Canadian imports is in part due to this penalty. On the other hand, the discount on sterling places a premium on purchases from England. In view of the production difficulties of Britain and the firm grip which, thanks to proximity, similar tastes and habits, the American producer has on our market, this process of adjustment will not be a rapid one. It will be accelerated by any Canadian loans floated in the United States and by the sale of securities to American investors. The stimulus to such operations has already had considerable effect.

CANADIAN BANKERS' ASSOCIATION

At the annual meeting of the Canadian Bankers' Association, held in Montreal on November 13th, 1919, C. A. Bogert, general manager of the Dominion Bank, and formerly vice-president of the association, was elected president in succession to E. L. Pease. The following were elected vice-presidents: Sir Frederick Williams-Taylor, general manager of the Bank of Montreal; H. A. Richardson, general manager of the Bank of Nova Scotia; Sir John Aird, general manager of the Canadian Bank of Commerce, and C. E. Neill, general manager of the Royal Bank of Canada. The office of the association has been moved from Montreal to Toronto. Henry T. Ross continues as secretary-treasurer.

The Yorkshire & Canadian Trust Limited

YORKSHIRE BUILDING, VANCOUVER, B.C.

525 Seymour Street Phones Sey. 6188 and 6189

ESTABLISHED 1889 IN VANCOUVER

General Manager . . H. W. DYSON

TRUSTEE
EXECUTOR
ADMINISTRATOR
LIQUIDATOR

ESTATES MANAGED
INSURANCE EFFECTED
BONDS BOUGHT AND SOLD
REAL ESTATE AGENT

Bank Legal Decisions of 1919

Northwestern National Bank of Portland vs. Fergurson — Clarkson vs. the Dominion Bank— Banbury vs. Bank of Montreal

By M. L. HAYWARD, B.C.L.

A NUMBER of rather important decisions in cases involving banking law were decided by the Canadian courts in the year 1919, and the principal ones are summarized in the following brief review.

One rather important case was Northwestern National Bank of Portland vs. Fergurson, decided by the Supreme Court of Canada, in which it appeared by the evidence that one W. W. Fergurson and one Robert Smith were buying horses in the United States which they proposed selling to the French government, and John Fergurson, W. W. Fergurson's father, had some correspondence with the Northwestern Bank in reference to guaranteeing W. W. Fergurson's transaction and the repayment of any amount which he might borrow from the bank, and the bank wrote John Fergurson stating that it must have a guarantee from him for any sum advanced to W. W. Fergurson and Smith up to ten thousand dollars. In reply to this demand Fergurson wired as follows: "I hereby guarantee advances to my son up to ten thousand dollars," and on the strength of this guarantee the bank advanced to W. W. Fergurson three thousand dollars on his promissory note payable thirty days after date.

After making this advance the bank wired John Fergurson asking him to confirm his telegram, to which Fergurson replied stating that he confirmed his guarantee to the extent of ten thousand dollars as requested. The three thousand dollars which the bank had advanced being sufficient to supply W. W. Fergurson and Smith with all the funds they required in that locality, when the three-thousand-dollar note fell due the bank accepted a renewal signed by W. W. Fergurson and Smith alone for another thirty days, without the consent of John Fergurson and without communicating with him in regard to the matter.

Responsibility for Renewal Note

The renewal note fell due and was unpaid, and the bank sued John Fergurson on his guarantee, Fergurson setting up the defence that he was relieved from liability on the ground that the bank had accepted a renewal note without his knowledge or consent. The Supreme Court of Canada, however, decided in favor of the bank on the ground that, inasmuch as the guarantee specified no details as to the time or manner of the advances, it was a continuing guarantee which did not relieve John Fergurson, the guarantor, from his liability.

"There was nothing in the guarantee or the evidence anywhere, showing that any definite time for the payment of the advances was contemplated, and, in my judgment, the extending of the thirty-day note and the giving of a new one had no greater or other effect upon John Fergurson's liability under the continuing guarantee than the taking of the thirty-day note in the first instance," said one of the judges. "Those were matters of detail which John Fergurson left to be settled between the bank and W. W. Fergurson. John Fergurson knew from the telegram sent him by the bank that advances were being made and notes were to be taken for them, and he was asked whether he wanted Smith's name also on the notes, to which he replied that he expected his son's associates to join in liability to the proportion and extent of their interest. He said nothing about the time the notes were to be taken for, evidently leaving that detail for the decision of the bank and his son and the latter's associates. They settled upon the thirty-day note, and subsequently agreed that it should be renewed for another thirty days. It may be argued that this renewal should be treated as the first advance by the bank within the guarantee. I prefer, however, to rest my judgment upon the facts, as I have stated, and my construction of the guarantee as a continuing one, and the fact that the guarantor left all questions of detail as to the time when the advances should be repaid to the bank and his son."

"That there is no room for doubt that the guarantee was 'continuing' in the sense that it was intended to cover a series of transactions," said Judge Anglin. "The taking of a short-term note (thirty days) was surely for the bank's convenience and according to what is well known to be a usual custom even when a longer period of credit is intended and understood. It was obtained merely to evidence the debt and Smith's joint liability. It was not meant thereby to fix thirty days as the period of credit, or to render the money exicible by the bank on their expiry. The obligation of the makers had not then matured either in the sense that the bank would have been justified in taking immediate action to compel repayment, or that the guarantor would have been entitled to force the principal debtor to liquidate the liability or to secure his discharge. On the contrary, having regard to the nature of the undertaking and all the circumstances, I think the inference is irresistible that the bank intended to give, and the Fergursons well understood when the three thousand dollars was advanced that they were obtaining a more prolonged period of credit and that the thirty-day note would merely evidence the advance and might just as well have been drawn on demand or at sixty days or three months."

Sections 88 and 90 of Bank Act

Another Supreme Court of Canada case dealt with Sections 88 and 90 of the Banking Act of Canada which read as follows:—

88. "The bank may lend money to any wholesele purchaser or shipper of or dealer in products of agriculture, the forest, quarry and mine, or the sea, lakes and rivers, or to any wholesale purchaser or shipper of or dealer in live stock or dead stock, or the products thereof, upon the security of such products, or of such live stock or dead stock or the products thereof.

"The bank may lend money to any person engaged in business as a wholesale manufacturer of any goods, wares and merchandise, upon the security of the goods, wares and merchandise, manufactured by him, or procured for such manufacture.

90. "The bank shall not acquire or hold any warehouse receipt or bill of lading, or any such security as aforesaid, to secure the payment of any bill, note, debt, or liability, unless such bill, note, debt or liability is negotiated or contracted:—

"(a) at the time of the acquisition thereof by the bank; or

"(b) upon the written promise or agreement that such warehouse receipt or bill of lading or security would be given to the bank:

"Provided that such bill, note, debt, or liability may be renewed, or the time for the payment thereof extended without affecting any such security."

Advances Under Section 88

In the case referred to, Clarkson vs. the Dominion Bank, it appeared from the evidence that Thomas Bros., Limited, had from time to time obtained advances from the Dominion Bank, the advances being made from time to time on written applications of Thomas Bros., Limited, stating that "we agree to give from time to time to you security for the said advances under Section 88 of the Banking Act, covering all

Canadian Financiers Trust Company

INCORPORATED 1907

The first Company to obtain Registration under the British Columbia Trust Companies Act, 1914

Executor *Trustee*

Absentees' Estates Managed *Investments*

Fiscal Agent for British Columbia Municipalities, 10 to 30 Year Debentures to yield from 6% to 7%

Communicate with us for all Trust Agency and Investment Business in British Columbia

Head Office, - VANCOUVER, B.C.

General Manager,
Lieut.-Col. G. H. Dorell

Executors & Administrators Trust Company

LIMITED

Authorized Capital - - $1,000,000

HEAD OFFICE :

10 Central Chambers
MOOSE JAW - SASK.

Authorized to act as

Executor, Administrator and Assignee

BOARD OF DIRECTORS:

A. W. Irwin, President; J. H. Wellington, First Vice-President; R. H. Clark, Second Vice-President.

Wm. Grayson, K.C., W. F. Dunn, L. M. Rosevear, A. R. Bie, H. F. Stirk, J. W. Sifton.

W. A. MUNNS, Manager.

(Official administrators for the Judicial District of Moose Jaw, Sask.)

Westminster Trust

Limited

Head Office:

NEW WESTMINSTER, BRITISH COLUMBIA

Authorized Capital - -	$1,000,000
Paid-Up Capital - - -	466,000
Reserve - - - -	233,000

President
T. J. TRAPP
President of T. J. Trapp & Co., Ltd.

Vice-President
L. A. LEWIS
Manager, Brunette Saw Mills Co., Ltd.

General Financial Agents

Authorized to Act as

Executor, Administrator, Liquidator, Trustee, etc.

Bankers
BANK OF TORONTO

Auditors
HELLIWELL, MOORE & MACLACHLAN
SIDNEY MALCOMSON

E. A. RIDDELL, Manager

the said goods, or by warehouse receipts or bills of lading covering the same or part thereof. This agreement is to apply to all advances made to us under the said line of credit, the intention being that all such goods which we may from time to time have in said buildings shall be assigned from time to time to you as security for all advances."

The bank contended that the "written promise or agreement" referred to in sub-section (b) of Section 90 of the Banking Act was not a promise or agreement required to be given contemporaneously with the proposed loan or advance, or having reference to any specific goods or property to be secured, but was a "blanket" promise sufficient to cover any future loans or advances which the bank might make up to the time when it was acted upon or security taken.

The liquidator of the insolvent firm, on the other hand, argued that the written promise referred to was one having reference to a specific loan then being negotiated for, and applying to specific goods proposed to be given in security for the loan, and the Supreme Court of Canada adopted the latter view.

Judgment of Court

"I have had no hesitation whatever in adopting the liquidator's contention on that point," said Judge Davies. "In construing such an important section as the one in question, which validates a secret and unregistered security on personal property not in possession of the bank and in direct opposition to all provincial laws on the subject requiring registration of such securities, one must exercise one's common sense and common knowledge. I cannot believe that it ever was the intention of parliament to pass a law having the object and purpose contended for by the bank.

"To my mind, the object, intent and purpose of this section was plain and sufficiently well expressed, though not perhaps so clearly as to remove all doubt. Primarily the section required that the taking of the security should be contemporaneous with the negotiation or contracting of the debt or loan. If, however, for any reason that could not be done, and scores of reasons arise to one's mind of conditions in which it could not, then the alternative of a written promise is substituted for the execution of the security. But the written promise to give security has reference, and reference only, not to a future debt or loan to be subsequently made, but to the then debt or loan being negotiated and to the goods and personal property then existing which it was proposed to give security upon, and with reference to which negotiations were taking place. It was only intended in my opinion to cover cases where the actual security could not be given because of the non-possession of the goods or property and not future or other loans than the one for the specific goods which were to be secured by such loan."

Mortgages as Security

Another interesting point arose in the same case, as it appeared that Thomas Bros., Limited, an Ontario company, while solvent, agreed to give the Dominion Bank mortgages on Ontario and on Quebec real estate, and after the company became insolvent, it gave such mortgages according to the agreement, and the liquidator attempted to set aside these mortgages.

On this point the court decided that as to the Ontario real estate the Ontario law would govern, and as Thomas Bros., Limited, were solvent at the time of the agreement to give the mortgages, the Ontario mortgage was good, but that the Quebec mortgage would be governed by the Quebec law, according to which the company was required to be solvent not merely at the date of the agreement but on the date of the mortgage itself, so that the Quebec mortgage was set aside.

"I am of the opinion that with respect to the Quebec mortgage, the law of the place where the property was situate and where the mortgage has been given should govern," said the Court. "According to the Civil Code of the province of Quebec where the creditor has knowledge of the insolvency of his debtor, he cannot take a valid mortgage on the property of his debtor There is no doubt that when the mortgage was given the Dominion Bank knew that Thomas Bros., Limited, were unable to meet their liabilities. Then, according to my opinion, the Quebec mortgage should be set aside."

Responsibility for Investment Advice

This review would not be complete without referring to the case of Banbury vs. Bank of Montreal, decided in the latter part of 1918 by the British House of Lords, but concerning a Canadian Bank and Canadian Banking Law.

In the Banbury case, which is the most important banking decision of the last ten or fifteen years, the evidence showed that Captain Banbury, a retired English Army Officer, was possessed of some current cash and a desire to travel in "the colonies," with the idea of investing some cash if he saw a suitable opportunity. When he arrived in Montreal he called on Sir Edward Clouston, the general manager of the Bank of Montreal, who gave him a circular letter addressed to the bank managers of the Bank of Montreal in the following words:—

"Dear Sir:—

"I take pleasure in introducing to you Captain Banbury, of London, England, who is visiting this country on pleasure. Should he apply to you for assistance or advice you will be good enough to place yourself at his disposal."

After receiving this letter Banbury travelled across Canada, and at Victoria, B.C., he met one, Gallatly, the manager of the Bank of Montreal at that place, showed him the letter, and had some general conversation in reference to various forms of investment, but without arriving at any definite decision.

Bank Did Not Want Account

At that time a British Columbia Company, the Westholme Lumber Company, was carrying out a large contract with the city of Victoria in connection with which the Bank of Montreal had made heavy advances to the Lumber Company and held a first mortgage on all its assets. The contract, however, called for more money than was anticipated, and at the time of Banbury's arrival in Victoria the lumber company was endeavoring to obtain further advances from the bank which the head office of the bank not only refused to make, but was urging Gallatly to close out the matter and to secure the advances which the bank had already made on the first mortgage.

Quite naturally, therefore, Gallatly proposed to Banbury that the latter should advance one hundred and twenty-five thousand dollars to the lumber company on an agreement that Banbury was to take a second mortgage at 8½ per cent. interest, that the money was to be used in connection with the Victoria contract, and that Banbury was to receive 12½ per cent. of the profits of the contract.

This agreement being signed, Banbury cheerfully paid over the one hundred and twenty-five thousand dollars to the Victoria bank and allowed Gallatly to arrange the details, but after Banbury returned to England he discovered that twenty-five thousand dollars of the cash advanced by him had been used to pay off a second mortgage on the lumber company's property, that even the additional capital advanced by Banbury would not complete the Victoria contract, and that Banbury's second mortgage was practically valueless.

Claimed Responsibility for Advice

Banbury then started suit in the English courts against the Bank of Montreal for the one hundred and twenty-five thousand dollars advanced by relying on Gallatly's advice, and the jury gave him a verdict for the amount claimed, finding (a) Gallatly had authority as a branch manager to advise Banbury to invest his money in the lumber company mortgage; (b) that Gallatly advised Banbury that the mortgage would be safe and would rank second to the bank's claim, that the money would be used only for the Victoria contract, enabling the lumber company to complete that work

THE SASKATCHEWAN MORTGAGE AND TRUST CORPORATION, LIMITED

Capital and Reserve - - - $900,000

Offers the facilities of this Successful Company in the Management of Real Property or the Administration of Estates.

Money invested for Clients on Agency or Guaranteed Plan.

INCORPORATED BY SPECIAL ACT A.D. 1909

Executor Administrator Liquidator Trustee Guardian Etc.

J. F BOLE, President
F. N. DARKE
MAJOR F. J. JAMES
JOHN F. REID

A. E. WHITMORE, Vice-President
A. W. MacGREGOR
HON. A P. McNAB

C. V. SMITH, Manager and Secretary
S. C. BURTON
R. M. JOHNSTON
A. G. RAWLINSON

102 Darke Block - Regina, Saskatchewan

IS YOUR HOUSE IN ORDER?

Serious problems will face your dependents at your death.

Protect them now against all possible disputes, litigation and distress by making your will today.

Send for our booklet on Wills.

THE

Sterling Trusts Corporation

10-12 King Street East

TORONTO

COLONIAL TRUST COMPANY

INCORPORATED 1909

Registered Under British Columbia Trust Companies' Act. Registered in the Province of Alberta.

AUTHORIZED TO ACT AS

ADMINISTRATORS LIQUIDATORS
RECEIVERS ASSIGNEES
EXECUTORS and TRUSTEES

An Estimate of the Company's Charges for Acting in any of the Above Capacities Will be Gladly Given.

HEAD OFFICE:

1221 Douglas Street, VICTORIA, B.C.

Cable Address: "CONAIL"

without further assistance; (c) that Banbury invested the money relying on such advice; (d) that the advice was given negligently and unskilfully; and (e) that the bank had been negligent in allowing part of Banbury's money to be used in paying off the second mortgage.

The House of Lords, however, set aside this verdict in favor of Banbury and entered judgment in favor of the bank, on the ground that the bank was not liable for Gallatly's advice, and owed no duty to Banbury to advise him carefully or to advise him at all.

It was strongly urged in the argument that Sir Edward Clouston's letter given to Banbury imposed a certain duty on the bank not to give Banbury improper advice, but on this point of the case the House of Lords said:—

"If this letter be read as it should be, in the light of the respective positions of the writer and the receiver, the object of the latter's visit and the social habits of the Canadian people, as described by Banbury himself, I think it is clear that originally, at all events, it was nothing more than a friendly letter, and the writing of it was merely a courtesy in trying to procure for Banbury as he went from place to place a good reception, and the performances of the friendly services he mentioned. The letter is addressed to all the local managers without distinction. It is a kind of a circular letter. There is nothing ambiguous about it. Its language is clear enough. It contains no reference to investment or explicitly to any business matter. And it is, in my mind, perfectly impossible to believe that a man of sagacity and experience in business, such as Sir Edward Clouston must have been, could ever have intended to create between Banbury and the Bank of Montreal, through the agency of any bank manager to whom the letter might be presented, the legal and confidential relation of advisor and advised on the subject of investment of money, entailing on the bank all the responsibilities which such a relation would impose."

Subscription to Bank Shares

The Monarch Bank of Canada was incorporated in 1905, and one Barry started out to solicit subscriptions for stock in the new bank. Barry approached E. J. Murphy, a Halifax merchant, for a subscription, held out certain inducements in the way of banking accommodation, and Murphy subscribed for thirty shares at $125 per share, giving Barry a demand note for $3,750.

Barry indorsed the note, which was dated August 6th, 1906, to the Monarch Bank, and on August 22nd, thirty shares were allotted to Murphy. Murphy was not notified directly of the allotment, although, in September, 1906, the bank wrote Murphy a letter, which would imply that he was a shareholder, and on November 12th, 1906, the bank notified Murphy that his note fell due that day. Murphy replied to this notice, setting up the claim that the arrangement was that the note was to be held by the bank and the interest paid out of Murphy's remuneration as a director and practically refusing to pay.

On a winding up order Murphy was held liable as a stockholder and set up the defence that he had received no notice of the acceptance of his subscription.

Ontario Court's Decision

The Ontario Supreme Court, Appellate Division, has decided that while allotment and notice thereof are necessary, a written demand for payment of a note given for stock is sufficient notice of allotment.

"Assuming, however, that allotment and notice were needed to bind the bargain," said Judge Meredith, "allotment was admittedly duly made, and there was, as I cannot but find, notice. The notice required can be only such as is needed to bring, or as brings, knowledge of the fact to the applicant: that is its purpose—the only reason for requiring it; and notice of that character was given to the respondent in the written demand which was made upon him in respect of the payment of his note; that is made very plain by him in his testimony in this matter; it is there admitted, more than once, that he knew that he had the stock; and he made no such pretence as is here made for him, that he was a mere unanswered applicant for it, without knowledge of its allotment."

"It seems to me, too," said another Judge, "that the letter of the 12th November, 1906, is a sufficient notification to him, especially when taken in connection with the letter of the 15th November, 1906, in which he suggests that his note which had been given for the stock should be paid by realizing on the stock. There is nothing like repudiation on his part."

WHERE OUR BANK BRANCHES ARE SITUATED

(These Figures are as at October 31st.)

BANK	Ontario	Quebec	Nova Scotia	New Brunswick	P. E. I.	British Columbia	Manitoba	Saskatchewan	Alberta	Yukon and N. W. T.	Newfoundl'd	U. S. A.	United Kingdom	Continental Europe	Mexico	West Indies	Asia	Central America	South America	Other Countries	TOTAL
Commerce	123	86	26	7	9	52	31	83	70	2	5	4	1	....	1	....	....	....	....	†1	501
Dominion	71	4	....	....	....	3	13	7	5	....	....	1	1	....	....	....	....	....	....	....	105
Hamilton	69	1	....	....	....	11	33	29	15	....	....	....	....	....	....	....	....	....	....	....	158
Hochelaga	20	104	....	....	....	....	3	12	10	....	....	....	....	....	....	....	....	....	....	....	149
Home	36	3	....	....	....	2	9	10	1	....	....	....	....	....	....	....	....	....	....	....	61
Imperial	99	3	....	....	....	17	9	33	38	....	....	....	....	....	....	....	....	....	....	....	199
Merchants	137	42	2	1	....	12	34	47	85	....	....	1	....	....	....	....	....	....	....	..	361
Molsons, The	66	42	....	....	....	3	2	....	4	....	....	....	....	....	....	....	....	....	....	....	117
Montreal	91	48	14	15	1	46	17	42	13	1	7	4	2	1	1	....	....	....	....	....	303
Nationale	4	289	....	....	....	....	....	....	....	....	....	....	....	1	....	....	....	....	....	....	294
Nova Scotia	122	22	39	36	12	3	10	14	4	....	21	3	....	....	....	14	....	....	....	....	300
Provinciale	21	204	....	19	2	....	....	....	....	....	....	....	....	....	....	....	....	....	....	....	246
Royal	158	52	62	25	10	48	34	104	41	....	9	1	1	2	....	57	....	2	8	....	614
Standard	111	1	....	....	....	1	6	19	26	....	....	....	....	....	....	....	....	....	....	....	164
Sterling	57	1	....	....	....	....	6	4	....	....	....	....	....	....	....	....	....	....	....	....	68
Toronto	79	9	....	....	....	4	14	33	17	....	....	....	....	....	....	....	....	....	....	....	156
Union	98	10	4	3	1	9	73	112	70	....	....	1	2	....	....	....	....	....	....	....	383
Weyburn Security	....	....	....	....	....	....	....	23	....	....	....	....	....	....	....	....	....	....	....	....	23
TOTAL	1362	921	147	106	35	211	294	572	399	3	42	15	7	4	2	71	....	2	8	1	4202

† This Branch is at St. Pierre, Miquelon.

INVESTMENT

W. GRAHAM BROWNE & COMPANY

DEALERS IN

GOVERNMENT, MUNICIPAL AND CORPORATION SECURITIES

222 St. James Street, Montreal

Recent Tendencies In Investments

Abnormal Profits in Industry Characterized Early War Years, But Costs Have Now Caught Up With Prices — Preference for Securities With Assured Return is Indicated by Stock Exchange Transactions — Pessimistic Reaction the Danger of Future.

By ADAM SHORTT, LL.D.

IN view of the prevailing high level of prices in most lines of industry and service, it is natural to expect that there should be a more or less eager desire on the part of those possessed of free capital to invest it in standard lines of production. It might further be expected that the securities of those industries established before the war would find a ready market at considerably increased prices. Surveying the investment field, however, since the outbreak of the war, and especially for the year following the suspension of hostilities, we find that there is neither that eagerness to invest in the general field of production, nor that appreciation of established securities which the well maintained high level of prices might suggest.

There has been, it is true, a good deal of speculative dealing in securities, fostered by professional optimism and popular propaganda, which, if taken at anything like their face value, would indicate that we have emerged from a very costly war in a much more prosperous condition than that in which we entered it. Indeed, labor unions and a section of the returned soldiers are operating on the assumption that these representations express the real state of our economic affairs. The appreciation of securities, however, temporarily due to professional and speculative trading, has proved to be of a very precarious nature. The rapid reactions lately experienced reveal the fact that there was little real buying on an investment basis.

During the war the natural appreciation of securities connected with the chief munition industries rapidly passed into the speculative zone, and suffered the inevitable reaction. A number of the most permanent and conservative of the munition industries wisely devoted a considerable proportion of their exceptional profits to placing their corporate finances upon a sound basis, in order to maintain their stability during an anticipated period of reconstruction and possible stagnation after the war. The appreciation in value, however, of the securities of such corporations is the natural result of this wise policy and can hardly be attributed to the later high prices of their normal products.

Discounting, therefore, the purely speculative manipulation of securities for a temporary gain, we may consider briefly the conditions affecting normal capital investment from the point of view of permanent holdings based on earning power. Here we have to face certain fundamental conditions which affect the intelligent and experienced investors of capital.

How Large Profits Were Made

In the first place, it requires to be noted that the exceptional profits obtained during the war by those industries which were most extensively employed, was largely due to the fact that the prices of their products, under the stress of emergency demands, rose much more rapidly than the immediate costs of production. The increase in cost of production was slow in starting and its pace at first was not rapid. This allowed to all those manufacturers whose products were connected directly or indirectly with war supplies, a very handsome margin on which to draw during the greater part of the war period. Towards the close of the war, however, and since its suspension, costs of production have tended to rapidly overtake prices, in most of the normal lines of industry. This increase in costs, however, has not yet very seriously affected the traders, whose war rates of profit have been as yet quite well maintained in the transition from military to domestic consumption. A larger proportion also of the product of industry now passes through their hands. Owing to the continued inflation of credits and vast expenditures for quite unproductive purposes, there exists an enormous purchasing power without any corresponding cumbering of the markets with desirable products. The trader, therefore, finds no difficulty in rapidly accomplishing the turnover of his capital at excellent profits and on a purely cash basis.

It might appear at first sight that the manufacturer should enjoy at least as good a position as the trader, and indeed in some lines which require no serious adjustment in passing from war to peace conditions, this is approximately true. There are, however, special drawbacks to be considered which affect the manufacturer much more seriously than the trader.

Analysis of Production Costs

The cost of production in its last analysis, apart from management and the interest on borrowed capital, resolves itself into raw material, labor, and machinery, or more broadly plant, including transportation. But plant again resolves itself into raw material and labor; and raw material, as appropriated from nature with the aid of plant, represents chiefly labor cost. Transportation, of course, through its various combinations of labor and plant, resolves itself into the same elements of labor and primitive raw material. Thus the primitive factors of cost are management, interest, and labor. Hence for the employer the dominant factor in cost, whether of goods or services, is labor.

In a period of financial inflation such as accompanies all great wars, and which is its most important instrument of taxation, there are available extensive funds for financing industry and trading. Where the cost of labor is steadily advancing, in the shape of higher wages and shorter hours, even if the rate of interest for bank accommodation is not materially increased, yet the volume of such accommodation must keep pace with the increasing labor costs at every advance or turnover in the process of production. So also with profits, even if the rate of profit is not materially increased, yet the volume on which it is levied steadily increases per unit of product with every increase in price. To illustrate from a concrete case: take a yard of cloth, now costing $4, where it formerly cost $1.50. If the profit in each case in the last turnover were 20 per cent., it means that the profit was formerly 25 cents, but is now 66⅔ cents; and if the rate of interest on accommodation be three per cent. on the turnover period in each case, the interest was formerly 5.34 cents, while now it is 11.65 cents. An adequate cost accounting, not for single industries, but for completed articles through every stage in their production from raw materials to finished goods, would reveal the true proportions of the labor, profit, and interest factors which enter into the final prices.

It is obvious that the steady increase in the labor factor of cost carries with it at every stage two other steadily augmenting factors of profit and interest, even though the rates of these may not be materially increased. If, however, these factors also increase in rate the ultimate price must so much the more rapidly increase. Naturally the increase in the final price of commodities serves as a basis for new labor demands. Theoretically, of course, there is no top to this spiral stairway. Practically, however, it falls ultimately of its own weight; and the higher it attains the greater is the fall thereof, and the more extensive the debris, in the midst of which the cry is, "Sauve qui peut."

Practically, high prices and brisk demand for finished articles do not necessarily mean high rates of pro-

fit for, as already indicated, high rates of profit are possible only where, in the race between prices and costs, prices have a good start and maintain the lead for some time. But costs, though invariably slow on the get-away, have always the better wind, ultimately overtaking and even passing prices in the race. This discourages production, the rider of prices, and ultimately checks labor, the rider of costs. Perceiving the inevitable outcome, shrewd investors are shy of venturing more capital in industries other than those which are reasonably certain of their future, such as those connected with food products, building materials, or such industries as have a virtual control of foreign markets, as, for instance, the pulp and paper industries of Canada. Even the popular luxuries of the masses, among the most highly profitable and most thoroughly profiteered of all industries, begin to slacken their pace when their profits are threatened by stagnation in employment. When costs have overtaken prices and profits fall, capital seeks safe shelters until the future is more certain. Meanwhile speculative capitalists are not averse to trading in securities, the less experienced for the rise and the more experienced for the fall; but few commit themselves to permanent holdings. For most capitalists uncertain of the future, government securities offer special attractions. They afford a safe resting place at very fair rates of interest. Under present conditions our tax-free issues offer a safe and commodious harbor where the larger fortunes may ride securely at anchor without heavy port dues in the way of income taxes with rapidly mounting rates on investment craft of heavy tonnage.

Recent Investment Tendencies

The heavy government borrowings during the war were, of course, inevitable; and it was highly desirable that as large a proportion as possible of our loans should be financed within the country. There have been, however, some peculiar secondary consequences of this situation and of the special encouragement given to investment in government loans, through appeals to the wealthy in the way of tax exemption and to all classes on the basis of patriotism. Those who invested their free capital in government loans were represented as patriots of a high type, although in so doing they were relieved of the anxiety and worry of the management of their investments and uncertainty as to the ultimate security of their capital. On the other hand, those who invested in productive industries and trade, especially those who were concerned with furnishing the necessaries of life, prices of which were steadily rising, were regarded with suspicion; and, if operating on a large scale, with frank hostility as profiteers of the most objectionable type.

As already noted, in the earlier stages of the increase of prices profits on industrial capital were high, but lately much more modest, while the prospects for the future are quite uncertain. Those who furnished the less urgent supplies and services, if not so directly the objects of popular resentment, are nevertheless the more likely to suffer first from the rapid rise in costs. The prevailing forces therefore operating on capital seeking investment are, first, popular favor for investors in government securities with popular disfavor for investors in production and trade, especially in the necessaries of life. Secondly, exemption from heavy taxation on large investments in government securities, contrasted with subjection to heavy taxation on large investments in other lines. Third, entire relief from the responsibility and management of industry once capital is invested in government securities, as against increasing anxiety and risk and close attention to the management of business where capital is invested in the usual industrial lines.

Surveying the trend of investment on such typical stock exchanges as those of Montreal and Toronto, one finds that the sales of securities are heavily centred on the tax-exemption investment bonds, especially those of the longer periods. They are obviously passing from smaller and weaker holders, who have little or nothing to gain from tax-exemption, into large and strong possession, where everything is to be gained by tax-exemption and relief from uncertainty as to the future of permanent investments. In the face of such a very natural but rather unfortunate situation, one can understand why industrial securities, with a few special exceptions, are not particularly buoyant, and why new commitments of capital for the reconstruction and expansion of general industry are far from being so popular as the high prices of products and services might indicate.

As a matter of fact the development of Canadian industry appears at present to have more to hope from the influx of American capital than from the commitment of new Canadian capital. While this, if it tends to develop, should in many ways afford a welcome relief, alike from the point of view of the maintenance of industry, the support of standard securities, and the equalization of exchange, yet it is not likely to relieve the high cost of living. Ultimately it must involve the heavy export of products without any corresponding balance of imports, whether in credits or goods.

Critical Time to Come

Among the normal symptoms of costs overtaking prices and leading to the stifling of industry, are greatly increased volumes of bank deposits, both time and demand. To fully realize this trend, however, one must eliminate government transactions, including Dominion, provincial, and municipal financing, as also the operations of government-owned public utilities; for none of these is financed on the basis of meeting expenditure out of earnings, and may therefore ignore the normal relations of costs and prices. In every financial reaction from extravagant expenditure, and especially after great wars, the depreciation in industrial and the appreciation in government securities have been symptomatic accompanying factors. Contrary to popular expectation, however, the critical financial period never follows immediately on the close of a war; but only after such a period as permits of a great outburst of lavish expenditure and speculation, proportioned to the amount of inflation of credits, continued disbursements of governments. Hence the consequent optimistic conviction, supported by the statistics of trade, wages, prices, bank returns, and expenditures generally, that instead of having made great sacrifices of national wealth and reserves, the country has emerged from the struggle much wealthier and more prosperous, and better fitted to face the future than before it entered on it.

The chief misfortune of this popular conviction is that when the truth can no longer be ignored, the pessimistic reaction is correspondingly severe, equally unjustified, and equally proof against argument and demonstration. Patience, courage and determination will in time undoubtedly overcome even these disadvantages and repair the unavoidable losses. In view, however, of the extent to which we have already drawn upon our resources, nothing is more important than that our remaining capital should be conserved and directed into lines of production, for the supply of the most essential wants and the equipment of further industry.

THE GOVERNMENT THRIFT CAMPAIGN

Thrift stamps and saving certificates will continue to be sold by the Dominion government, but the campaign will not be actively pushed, according to an announcement on December 12th, by the finance minister. Voluntary assistance is still requested, especially in encouraging sales in the schools. The announcement, after mentioning the necessity for continued saving, says:—

"It is therefore provided as follows:—

"(1) To continue the sale of the twenty-five-cent thrift stamp.

"(2) For the withdrawal of the present war savings stamps and the issue of a new savings certificate in denominations of $5, $10, $25, $50 and $100, maturing three years from date of purchase and selling at a discount price, which with interest compounded half-yearly at a rate not exceeding 5½ per cent., will, at maturity, return the face value of the certificate.

"(3) Uncancelled thrift stamps to be accepted as the equivalent of cash in payment of savings certificates.

"(4) The National War Savings Committee and its paid organization to be dissolved as from the first of January, 1920."

1919 Bond Issues Reach Record

Total Bond Flotations Including Government Issues was $909,937,222--War Loan was Largest Single Issue—Municipal Financing Less Than Last Year—Railroad and Corporation Issues Increased—More Bonds Sold in United States.

SALES of Canadian issues of government, municipal, railroad and corporation bonds in 1919 totalled over $900,000,000. Of this total almost $200,000,000 was sold in the United States, according to estimates supplied to *The Monetary Times*, by the underwriting houses. A comparatively small amount was sold in Great Britain. This is the largest amount of bond financing ever done in Canada in one year, and the difference between the 1919 figure of $909,937,222 and the 1918 figure of $775,356,361 is due to the increased volume of provincial railroad and corporation issues made during the year just ended.

The most important event of the year was, of course, the Victory Loan, which was floated from October 27th to November 15th, after several weeks of preparation. Final totals are not yet available, but $678,000,000 in subscriptions was at least secured. The distribution of the subscriptions by provinces will be found elsewhere in this issue. The number of subscribers was less than the number in the case of the 1918 loan which was unexpected, as it was thought that a wider distribution would be brought about because of the bonds being taxable.

Besides the Victory loan, an issue of $75,000,000 of two-year notes and of ten-year bonds was sold last July in New York, to repay in part $100,000,000 of bonds maturing there on August 1st.

Municipal bond sales by provinces were as follows:—

Ontario	$13,005,768
Quebec	2,104,000
New Brunswick	248,000
Nova Scotia	1,984,950
Manitoba	2,203,373
Alberta	3,538,150
Saskatchewan	1,878,848
British Columbia	1,311,000
	$26,274,089

The increased volume of railroad and industrial financing results from peace conditions, and the continued demand for goods which has encouraged firms to make extensions in spite of the high costs of material and labor. Besides the railroad issues shown in the tables on the following pages, there was also an issue of $5,105,133 of 5 per cent. 3-year Canadian Northern Railway notes sold in Great Britain. This was a refunding issue, and is included in the totals.

CANADA'S DOMESTIC WAR LOANS (Figures compiled by A. E. AMES & CO.)

Details	First Loan	Second Loan	Third Loan	Fourth, or Victory Loan	Fifth, or Second Victory Loan	Sixth, or Third Victory Loan
Date of Campaign..	Nov. 22-30, 1915	Sept. 12-23, 1916	March 12-23, 1917	Nov. 12—Dec. 1, 1917	Oct. 28—Nov. 16, 1918	Oct 27—Nov. 15, 1919
Amount.....	$ 50,000,000	$100,000,000	$150,000,000	$150,000,000	$300,000,000	$300,000,000
Amount allotted...	$100,000,000	$100,000,000	$150,000,000	$398,000,000	$610,000,000	(To be announced)
Amt. Sub'd., excluding Bank Subscriptons....	$79,000,000	$145,000,000	$183,000,000	$413,000,0000	$695,390,250	$678,374,100
Number of Subscribers.....	24,862	34,526	40,800	820,035	1,104,287	.....
Interest Rate.....	5%	5%	5%	5½%	5½%	5½%
Maturity.....	10-year, due Dec. 1, 1925	15-year, due Oct 1, 1931	20-year, due Mar. 1, 1937	5-year, due Dec. 1, 1922 10-year, due Dec. 1, 1927 20-year, due Dec. 1, 1937	5-year, due Nov. 1, 1923 15-year, due Nov. 1, 1933	5-year, due Nov. 1, 1924 15-year, due Nov. 1, 1934
Interest Payable..	June 1 and December 1	April 1 and October 1	March 1 and Sept. 1	June 1 and December 1	May 1 and November 1	May 1 and November 1
Place of Payment..	Canadian Cities	Canadian Cities	Canadian Cities New York	Canadian Cities	Canadian Cities	Canadian Cities
Conversion.....	Convertible at 97½ and interest into any future domestic issues made for the carrying on of the war.	Convertible at 97½ and interest into any future domestic issues of 20 years or longer made for war purposes.	Convertible at 96 and interest into any future domestic issues of 20 years or longer made for war purposes.	Convertible at par and interest into any future domestic issue of like muturity or longer.	May be converted into any future domestic issues of like maturity or longer made during period of war.	No Conversion Privilege
Denominations....	Coupon bonds, $100, $500, and $1,000; fully registered bonds, $1,000 and $5,000	Coupon bonds, $100, $500 and $1,000; fully registered bonds, $1,000, $5,000, $10,000 and $100,000.	Coupon bonds, $100, $500, and $1,000; fully registered bonds, $1,000, $5,000 $10,000 and $100,000.	Coupon bonds, $50, $100, $500 and $1,000; fully registered, $50, $100, $500, $1,000, $5,000, etc.	Coupon bonds, $50, $100, $500 and $1,000; fully registered, $50, $100, $500, $1,000, $5,000, etc.	Coupon bonds, $50, $100, $500 and $1,000; fully registered bonds, $500, $1,000, $5,000, etc.
Tax Exemption....	Exempt from taxes—including any income tax—imposed in pursuance of legislation enacted by the Parliament of Canada.	Exempt from taxes—including any Income tax imposed in pursuance of legislation enacted by the Parliament of Canada.	Exempt from taxes—including any income tax—imposed in pursuance of legislation enacted by the Parliament of Canada.	Exempt from taxes—including any income tax—imposed in pursuance of legislation enacted by the Parliament of Canada.	Exempt from taxes—including any income tax—imposed in pursuance of legislation enacted by the Parliament of Canada.	Income from bonds of this issue subject to the usual income taxes.
Issue Price.....	97½ flat (96.27 and Int.)	97½ flat (97.04 and Int.)	96 flat (94.068 and Int.)	100 flat (98.65 and Int.)	100 and Interest	100 and Interest
Terms of Payment: Where application was entered at the time of Public Offering.	10% on application; 7½% on Jan. 3; 20% on February 1; 20% on March 1; 20% on April 1 and 20% on May 1; or payments discounted at 4%.	10% on application; 30% on October 16; 30% on November 15 and 27½% on Dec. 15, 1916; or payments discounted at 4%.	10% on application; 30% on April 16; 30% on May 15, 26% on June 15, 1917; or payments discounted at 4%.	10% on December 1; 10% on January 2; 20% on February 1; 20% on March 1; 20% on April 1 and 20% on May 1; or payments discounted at 5½%.	10% on application; 20% on December 6; 20% on January 6; 20% on February 6, and 31.16% on March 6; or 100 flat on application.	10% on application; 20% on December 9; 20% on January 9; 20% on February 10; 31.21% on March 9.
Yield at the time of Public Offering..	5.42%	5.30%	5.40%	5.81% for 5-year bonds 5.68% for 10-year bonds 5.61% for 20-year bonds	5½%	5½%

SUMMARY OF CANADIAN BOND SALES IN ALL MARKETS, 1906-1919

Bonds	Sold in United States	Sold in Canada	Sold in United States	Sold in Canada
	1918	1918	1919	1919
January	$	$	$	$
Government	.....	2,630,000	3,315,000	2,310,000
Municipal	10,000	561,000	.....	1,325,077
Railroad	.....	.....	8,750,000	4,004,000
Corporation	.....	.....	2,666,670	1,333,330
	10,000	3,191,000	14,731,670	8,972,407
February				
Government	200,000	3,800,000	1,550,000	900,000
Municipal	300,000	5,243,279	1,750,000	4,132,067
Railroad	.....	.....	.....	.....
Corporation	.....	1,600,000	1,000,000	9,300,000
	500,000	10,643,279	4,300,000	14,332,067
March				
Government	.....	2,250,000	775,000	2,805,000
Municipal	.....	9,191,643	315,000	1,913,951
Railroad	.....	.....	.....	.....
Corporation	.....	200,000	.....	1,655,000
	.....	11,641,643	1,090,000	7,373,951
April				
Government	.....	.....	3,100,000	2,900,000
Municipal	.....	3,968,995	435,000	1,115,052
Railroad	.....	.....	.....	.....
Corporation	.....	1,000,000	.....	2,200,000
	.....	4,968,995	3,535,000	6,215,052
May				
Government	.....	4,400,000	5,000,000	500,000
Municipal	.....	4,751,142	50,000	1,183,101
Railroad	.....	.....	.....	.....
Corporation	.....	125,000	577,000	2,723,000
	.....	9,276,142	5,627,000	4,406,101
June				
Government	300,000	2,025,000	2,510,000	4,677,000
Municipal	.....	10,108,696	1,626,000	2,929,335
Railroad	.....	.....	6,800,000	700,000
Corporation	.....	300,000	1,500,000	6,625,000
	300,000	12,433,696	12,436,000	14,931,335

Bonds	Sold in United States	Sold in Canada	Sold in United States	Sold in Canada
	1918	1918	1919	1919
July	$	$	$	$
Government	.....	1,000,000	75,000,000	.....
Municipal	.....	1,415,946	225,000	3,313,321
Railroad	5,000,000	.....	10,000,000	.....
Corporation	.....	.....	925,000	4,025,000
	5,000,000	2,415,946	86,150,000	7,338,321
August				
Government	100,000	1,900,000	3,500,000	.....
Municipal	.....	3,258,307	.....	1,243,871
Railroad	.....	.....	.....	.....
Corporation	.....	.....	750,000	1,000,000
	100,000	5,158,307	4,250,000	2,243,871
September				
Government	.....	.....	500,000	250,000
Municipal	.....	761,600	.....	699,038
Railroad	.....	.....	.....	.....
Corporation	.....	.....	3,500,000	.....
	.....	761,600	4,000,000	949,038
October				
Government	.....	.....	.....	.....
Municipal	170,000	103,000	.....	194,200
Railroad	.....	.....	.....	.....
Corporation	.....	.....	.....	.....
	170,000	103,000	.....	194,200
November				
Government	25,000,000	664,016,000	53,250,000	631,032,000
Municipal	.....	249,270	1,677,000	1,134,521
Railroad	.....	.....	.....	.....
Corporation	....	.....	600,000	2,350,000
	25,000,000	664265,270	55,527,000	634,516,521
December				
Government	.....	.....	6,800,000	3,700,000
Municipal	1,230,000	2,247,483	.....	1,012,555
Railroad	.....	.....	.....	.....
Corporation	1,000,000	340,000	.....	200,000
	2,230.000	2,587,483	6,800,000	4,912,555

Sold in	Government		Municipal		Railroad		Corporation		Totals	
	1918	1919	1918	1919	1918	1919	1918	1919	1918	1919
	$	$	$	$	$	$	$	$	$	$
Canada	682,021,000	649,074,000	41,860,361	20,196,089	.....	4,704,000	3,565,000	31,411,330	727,446,361	705,385,419
United States	25,600,000	156,300,000	1,710,006	6,078,000	5,000,000	25,550,000	1,000,000	11,518,670	33,310,000	199,446,670
United Kingdom	.....	.....	.....	.....	14,600,000	5,105,133	.....	.....	14,600,000	5,105,133
	707,621,000	805,374,000	43,570,361	26,274,089	19,600,000	35,359,133	4,565,000	42,930,000	775,356,361	909,937,222

NOTE.—In addition to the above loans, advances for war purposes have been made to Canada by the Imperial Government, and Canada has established credits here for the British Government. These loans are not included in the above figures.

Year	Sold in Canada	Sold in United Kingdom	Sold in United States	Total	Year	Sold in Canada	Sold in United Kingdom	Sold in United States	Total
	$	$	$	$		$	$	$	$
1906	23,304,958	26,563,700	4,118,350	53,987,008	1913	45,603,753	277,470,780	50,720,762	373,795,295
1907	14,761,683	63,095,057	4,779,000	82,635,740	1914	32,999,860	185,990,659	53,944,548	272,935,067
1908	24,585,140	165,455,031	6,316,350	196,356,521	*1915	114,275,214	41,175,000	178,606,114	335,106,328
1909	60,433,964	194,356,788	10,367,500	265,158,252	*1916	102,938,778	5,000,000	206,943,764	**356,882,542
1910	39,296,462	188,070,128	3,634,000	231,000,590	1917	546,330,714	5,000,000	174,708,365	726,039,079
1911	44,989,878	204,269,143	17,553,967	266,812,988	1918	727,446,361	14,600,000	33,310,000	775,356,361
1912	37,735,182	204,236,394	30,966,406	272,937,982	1919	705,385,419	5,105,133	199,446,670	909,937,222

**Included in this sum are $8,000,000 of a total of $50,000,000 Canadian bonds repurchased in United Kingdom since the war commenced to the end of 1916. The inclusion of the $42,000,000 of unclassified repurchases brings the total of Canadian bond sales in 1916 to $356,000,000.

*In the above tables it has been estimated that of the first Canadian war loan of $100,000,000 in November, 1915, $25,000,000 was sold in the United States; second loan of $100,000,000 in September, 1916, $30,000,000 in the United States; third loan of $150,000,000 in March, 1917, $25,000,000 in the United States; fourth loan (allotted) of $400,000,000 in November, 1917, $10,000,000 in the United States, fifth loan $25,000,000 in the United States.

CANADIAN BOND SALES IN 1919

Issue	Amount	Rate %	Term Years	Purchaser	Price Paid	Sold in U.S.
PROVINCIAL	$					$
JANUARY						
Quebec	1,625,000	4½	30 years	A. E. Ames & Co.	.....	65,000
Alberta	1,000,000	5½	20 years	A. E. Ames & Co. and Wood Gundy & Co.	99.14	250,000
Ontario	3,000,000	5	3 years	National City Co., and Harris, Forbes & Co.	.....	3,000,000
FEBRUARY						
New Brunswick	450,000	5½	15 years	J. M. Robinson & Sons and A. E. Ames & Co.	100.35	50,000
Manitoba	1,000,000	5½	20 years	Huron & Erie Mort. Co. half, balance unknown	.....	500,000
Ontario	1,000.000	5	3 years	National City Co.	.....	1,000,000
MARCH						
Manitoba	1,580,000	5½	15 years	A. Jarvis & Co. and Turner, Spragge & Co.	101.04	25,000
British Columbia	3,000,000	5½	20 years	Dominion Securities Corp. and Wood, Gundy & Co.	99.32	750,000
APRIL						
Saskatchewan	3,000,000	5	20 years	R. C. Matthews & Co. and A. Jarvis & Co.	95.07	100,000
Ontario	3,000,000	5½	3 years	C. R. Clapp & Co.	101.134	3,000,000
MAY						
Manitoba (farm loans)	500,000	5	2 years	A. E. Ames & Co.	.....	.....
New Brunswick	1,000,000	5½	3 years	United Financial Corporation	101.288	1,000,000
Ontario	4,000,000	5	3 years	National City Co., Harris Forbes & Co. and G. A. Stimson & Co.	100.25	4,000,000
JUNE						
Nova Scotia	500,000	5	10 years	F. B. McCurdy & Co., Maritime Trust Co., Nova Scotia Trust Co., and W. A. Mackenzie & Co.	98.18	500,000
Nova Scotia	700,000	5	1 year	Dominion Securities Corporation	101.63	700,000
Ontario	2,987,000	4	7 years	A. Jarvis & Co. and Morrow & Jellett	.....	560,000
British Columbia	3,000,000	5	20 years	Wood, Gundy & Co., A. E. Ames & Co. and Dominion Securities Corporation	93.34	750,000
AUGUST						
Manitoba (telephones)	500,000	5	6 months	Name of Purchaser not known	.....	500,000
Ontario	3,000,000	5	5 years	W. A. Mackenzie & Co. and Chicago syndicate	99.67	3,000,000
SEPTEMBER						
Manitoba	750,000	5	6 months	Sold Privately	.....	500,000
NOVEMBER						
Ontario	4,000,000	5½	10 years	Dominion Securities Corp., A. E. Ames & Co. and Wood, Gundy & Co.	94.48	2,750,000
New Brunswick	2,282,000	5½	10 years	Bank of Nova Scotia, R. A. Daly & Co., and W. A. Mackenzie & Co.	96.11	500,000
DECEMBER						
Manitoba	4,000,000	6	5 years	Merchants Bank of Canada and Associates	102.81	4,000,000
Manitoba	500,000	.....	6 months	Privately	5 25 basis	.....
Ontario	3,000,000	5½	10 years	A. Jarvis & Co.	97.76	2,300,000
Alberta	3,000,000	5½	10 years	Dominion Securities Corp., A. E. Ames & Co., and Wood, Gundy & Company	96.30	1,500,000
MUNICIPAL	52,374,000					31,300,000
ONTARIO—January						
Essex County	210,310	6	30 instalments	Morrow & Jellett	103.16	.....
Sudbury	112,562	5 & 6	10, 20 & 30 years	Morgan-Dean, Harris & Co.	.....	.....
York Township	75,515	6½	.....	A. Jarvis & Co.	103.95	.....
Issues under $25,000	126,394	Var.	Various	Various	Various	.....
February						
Toronto (Harbour Commission)	3,000,000	4½	35 years	Wood, Gundy & Co.	84.71	750,000
Toronto (Separate Schools)	300,000	5½	20 years	W. A. Dyment & Co.	100.27	.....
Windsor	115,270	5½ & 6	10, 20 & 30 instal.	National City Co.	101.51	.....
Lanark County	100,000	5½	20 instalments	A. E. Ames & Co.	.....	.....
Sault Ste. Marie	51,997	5½ & 6	20 & 30 years	C. H. Burgess & Co.	101.72	.....
Brockville	30,500	6	5 years	Local	100.00	.....
Toronto (Hydro Electric)	650,000	5½	20 instalments	A. Jarvis & Co.	100.83	100,000
Hawkesbury	109,000	6	30 instalments	Wood, Gundy & Co.	101.14	.....
Pembroke	50,000	6	30 instalments	W. L. McKinnon & Co.	102.981	.....
Burlington	30,000	6	30 instalments	R. C. Matthews & Co.	103.25	.....
Issues under $25,000	57,000	Var.	Various	Various	Various	.....
March						
Hamilton	400,000	5½	20 instalments	A. E. Ames & Co.	100.63	.....
Hamilton	117,000	6	20 instalments	A. E. Ames & Co.	104.67	.....
Weston	60,000	6	30 instalments	Brent, Noxon & Co.	104.46	.....
Welland	50,000	6	20 years	A. E. Ames & Co.	105.11	.....
Amherstburg	25,000	6	20 instalments	W. L. McKinnon & Co.	102.207	.....
Issues under $25,000	96,003	Var.	Various	Various	Various	.....
April						
Lincoln	200,000	5½	20 years	Dominion Securities Corporation	102.774	.....
Sarnia	111,992	.....	Various	W. L. McKinnon & Co.	104.26	.....
Issues under $25,000	58,910	Var.	Various	Various	Various	.....
May						
London	100,000	5½	.....	Locally	100.00	.....
Windsor	95,773	5½	10 & 20 years	J. F. Stewart & Co.	100.378	.....
Galt	63,558	5½	15 & 30 instal.	Canada Bond Corporation	101.43	.....
Waterdown Village	55,000	5½	20 instalments	G. A. Stimson & Co.	100.26	.....
Walkerville	45,000	6	10 & 15 instal.	J. F. Stewart & Co.	103.77	.....
Thorold	40,000	6	10 instalments	J. F. Stewart & Co.	102.582	.....
Barton Township	30,000	5½	30 years	Dominion Securities Corporation	103.52	.....
North Bay	26,400	6	10 & 20 instal.	Wood, Gundy & Co.	102.07	.....
Issues under $25,000	94,620	Var.	Various	Various	Various	.....
June						
Hamilton	332,000	5½	10 instalments	Locally	Par	.....
St. Catharines	100,000	5½	20 instalments	Bankers' Bond Co.	101.637	.....
Eastview	71,000	5½	30 instalments	W. A. Mackenzie and Brent, Noxon & Co.	.....	.....
Guelph	68,000	5½	30 instalments	Canada Bond Corporation	102.944	.....
Guelph	50,000	5½	15 years	Canada Bond Corporation	102.788	.....
New Toronto	51,000	6	20 instalments	C. H. Burgess & Co.	.....	.....
Barton Township	55,000	5½	20 years	A. E. Ames & Co.	101.83	.....
St. Thomas	45,000	5½	20 years	Locally	.....	.....
Carleton County	40,000	5½	20 instalments	MacNeill, Graham & Co.	101.92	.....
Kingston	35,000	5½	20 years	Wood, Gundy & Co.	103.39	.....
Renfrew County	32,000	6	5 & 10 instalments	A. E. Ames & Co.	102.35	.....
Issues under $25,000	150,285	Var.	Various	Various	Various	.....
Carried Forward	7,717,089					850,000

BOND SALES (Continued)

Issue	Amount	Rate %	Term Years	Purchaser	Price Paid	Sold in U.S.
	$					$
Brought Forward	7,717,089					850,000
July						
Prescott and Russell Counties	50,000	6	25 years	A. Jarvis & Co.	105.25	
Mimico	55,000	5½	30 instalments	C. H. Burgess & Co		
Kingston	77,000	5½	30 years	United Financial Corporation	104.04	
Chatham	130,000	5½		Locally	100.00	
Ottawa	865,694	5	Various	Brent, Noxon & Co.	96.315	225,000
Issues under $25,000	129,000	Var.	Various	Various	Various	
August						
Preston	38,000	5½	20 instalments	Dyment, Anderson & Co.	97.07	
North Bay	52,500	6	20 instalments	A. Jarvis & Co.	101.07	
Scarborough Township	65,000	6	25 & 30 instal.	G. A. Stimson & Co.	104.10	
Belleville	67,352	6	Various	A. Jarvis & Co.	5.80 bas.	
Roxborough Township	82,555	6	15 instalments	Tomenson, Forwood & Co.		
London	100,000	5½	10 years	Locally	100.00	
Issues under $25,000	25,014	Var.	Various	Various	Various	
September						
York Township	30,288	6	10 instalments	Canadian Bank of Commerce	101.20	
Issues under $25,000	36,500	Var.	Various	Various	Various	
October						
York Township	15,000	6	25 years	Toronto Mortgage Co.	100.50	
November						
Toronto	2,632,000	5½	14 years	National City Co., Limited, Harris, Forbes & Co. and United Financial Corporation	96.201	1 677,000
County of Halton	30,000	5½	20 years	Brent, Noxon & Co.	97.00	
Capreol	30,821	6	20 years	Private Sale		
Capreol	2,000	6	10 years	Private Sale		
December						
Windsor	235.502	5½	10-20 instalments	W. A. Mackenzie & Co. and Geo. Carruthers & Son	95.60	
Sandwich	139.063	5½ & 6	Various	R. C. Matthews & Co.	99.17	
Trafalgar Township	82,000	6	20 instalments	Wood, Gundy & Co.	100.07	
Port Colborne	80,000	5½	20 instalments	Wood, Gundy & Co.	94.73	
Strathroy	64,451	5½	20 instalments	A. E. Ames & Co.	95.09	
Prestcott & Russell Counties	50,000	6	25 years	R. C. Matthews & Co.	99.85	
Renfrew	37,500	5½	20 years	Dyment, Anderson & Co.	99.63	
Barton Township	30,446	5½ & 6	10 & 20 years	T. S. G. Pepler & Co.	96.75	
Niagara Falls	18,000	6	20 years	R. C. Matthews & Co.	99.65	
Walkerville	13,343	6	10 years	Canadian Bank of Commerce	100.00	
North Bruce Township	12,000	6	10 years	A. E. Ames & Co.	99.43	
Collingwood	8,650	6	10 instalments	C. H. Burgess & Co.	99.04	
Fort Frances	4,000	6	10 years	C. H. Burgess & Co.	94.07	
	13,005,768					2,752,000
QUEBEC—January						
Three Rivers	40,000	6	10 years	Provincial Securities Corp.	99.26	
February						
Mount Royal	200,000	5	15 years	Credit-Canada, Ltd.		
March						
Quebec R. C. Schools	400,000	5½	35 years	Wood, Gundy & Co.	101.21	100,000
St. Lambert	100,000	5½	10 years	Hanson Brothers	98.87	
April						
Drummondville	30,000	6	10 years			
June						
Shawinigan Falls	132,000	6	Various	Municipal Debenture Corporation	104.85	
Dorien	66,500	5½	25 instalments	Beausoliel, Ltd.	97.92	
Bienville	50,000	6	25 years	Corporation of Municipal Obligations		
Beauharnois	41,000	5½		Royal Securities Corporation	98.492	
July						
Montreal	624,000	4½	40 years	City Sinking Fund	91.77	
Levis	85,000	5½	20 serial	N. Kirouack	98.710	
Mount Royal	50,000	5	25 years	Credit-Canada, Ltd.		
August						
St. Agathe	65,000	5½	35 serial	Versailles, Vidricaire & Boulais	98.50	
September						
Levis	134,500	6	20 semi-an. inst	Caisse Populaire	100 less 1%	
December						
Joliette	86,000	6	5 years	Versailles, Vidricaire & Boulais	99.62	
	2,104,000					100,000
NEW BRUNSWICK—February						
Dalhousie	8,000	6	20 years	Eastern Securities Co., Limited	95½	
June						
St. John County	100,000	5	20 years	Locally	100.00	
Edmunston	90,000		30 serial	Municipal Debenture Corporation	96.65	
St. Stephen	50,000	5½	15 years	Eastern Securities Co., Ltd.	101½	
	248,000					
NOVA SCOTIA—January						
Sydney	264,500	5 & 6	30 years	Eastern Securities Co., Ltd.	85	
Amherst	10,000	6	20 years	Dominion Security Corporation	100.65	
March						
Bridgewater	12,500	6	20 years	W. F. Mahon & Co.	102.19	
Bridgewater	50,000	6	20 years	Privately		
Pictou Town	19,500	5	30 years	H. M. Bradford		
Truro	35,000	5	20 years	Central Agencies	95.10	
April						
New Glasgow	8,000	5	42 years	Bank of Nova Scotia	92.15	
May						
Halifax	294,500	6	34 years	Eastern Securities Co., Ltd.	101.63	
Issues under $25,000	10,500	Var.	Various	Various	Various	
Carried Forward	704,500					

BOND SALES (Continued)

Issue	Amount	Rate %	Term Years	Purchaser	Price Paid	Sold in U.S.
	$					$
Brought Forward	704,500					
June						
Kentville	50,000	5½	30 years	Nova Scotia Trust Co.	101.10	.....
Windsor	40,000	5½	20 years	Locally	101.00	.....
Halifax County	28,500	5½	10 years	J. C. Mackintosh & Co.	101.17	.....
Berwick	27,000	6	20 years	Standard Bond Corp.	101.80	.....
Truro	25,150	5	30 years	Nova Scotia Trust Co.	94.75	.....
Issues unders $25,000	20,000	Var.	Various	Various	Various	.....
Stellarton	108,000	6	20 & 25 years	W. F. Mahon & Co., J. C. Mackintosh & Co., and The Eastern Securities Co., Ltd.	.....	.....
Sydney	40,000	5½	30 years	Eastern Securities Co., Ltd.	99.00	.....
July						
Halifax	761,000	5	34 years	Royal Securities Corporation	.....	.....
Trenton	36,000	5	18 years	Eastern Securities Co., Ltd.	90.25	.....
Windsor	12,500	6	20 years	Locally	.....	.....
August						
Pictou County	60,000	5½	20 years	Privately	100.00	.....
New Glasgow	55,000	5½	15 years	Bank of Nova Scotia	100.00	.....
December						
New Glasgow	17,300	5½	15 years	J. C. Mackintosh & Co.	90.00	.....
	1,984,950					.....
MANITOBA—March						
St. Boniface	464,373	Var.	Various	A. Jarvis & Co.	95.00	200,000
April						
Winnipeg	400,000	5½	20 years	Wood, Gundy & Co.	100.87	100,000
Portage la Prairie	60,000	6	20 instalments	Wood, Gundy & Co.	103.38	10,000
May						
St. Clements	40,000	5½	30 instalments	A. E. Ames & Co.	100.42	.....
June						
Winnipeg	500,000	5½	30 years	Wood, Gundy & Co.	.....	.....
Woodworth	50,000	5½	30 instalments	A. E. Ames & Co.	100.44	.....
Miniota	30,000	5½	30 instalments	A. E. Ames & Co.	100.55	.....
School Districts	41,500	Var.	Various	Various	Various	.....
Issues under $25,000	12,500	Var.	Various	Various	Various	.....
July						
School Districts	55,000	Var.	20 years	J. A. Thompson & Co.	.....	.....
Swan River	50,000	6	30 instalments	G. A. Stimson & Co.	105.61	.....
August						
Winnipeg	500,000	5½	30 years	A. E. Ames & Co.	104.87	.....
	2,203,373					310,000
ALBERTA—January						
School Districts	20,750	7	Various	Various	Various	.....
February						
Edmonton	1,130,000	6	5 years	A. Jarvis & Co.	98.94	900,000
School Districts	15,300	7	Various	Various	Various	.....
March						
School Districts	33,700	7	Various	Various	Various	.....
April						
Calgary	180,000	6	20 years	W. Ross, Alger & Co.	101.12	.....
School Districts	33,650	7	Various	Various	Various	.....
Issues under $25,000	5,000	6	20 years	C. H. Burgess & Co.	.....	.....
May						
Vermilion	35,000	7	20 instalments	C. H. Burgess & Co.	.....	.....
June						
Calgary	1,500,000	6	5 years	Spitzer, Rorick & Co.	100.80	1,500,000
Lethbridge	126,000	6	5 years	A. Jarvis & Co.	.....	126,000
Calgary R.C. Schools	30,000	6	20 instalments	W. Ross, Alger & Co.	.....	.....
School Districts	21,000	7	Various	Various	Various	.....
Issues under $25,000	30,000	Var.	Various	Various	Various	.....
July						
School Districts	44,750	6½ & 7	Various	Various	Various	.....
August						
Drumheller	50,000	7	20 instalments	W. Ross, Alger & Co.	106.00	.....
September						
Edmonton	260,000	6	20 years	W. Ross, Alger & Co.	96.75	.....
December						
School Districts	23,000	6½	Various	Various	Various	.....
	3,538,150					2,526,000
SASKATCHEWAN—February						
School Districts	42,500	Var.	Various	Various	Various	.....
Issues under $25,000	22,546	Var.	Various	Various	Various	.....
March						
School Districts	60,000	Var.	Various	Various	Various	.....
Issues under $25,000	25,875	Var.	Various	Various	Various	.....
April						
School Districts	62,500	Var.	Various	Various	Various	.....
May						
Moose Jaw	210,000	5½	20 years	Wood, Gundy & Co.	97.66	50,000
School Districts	62,750	Var.	Various	Various	Various	.....
June						
Regina	25,000	5	5 instalments	Locally	.....	.....
School Districts	177,400	Var.	Various	Various	Various	.....
Carried Forward	688,571					50,000

BOND SALES (Continued)

Issue	Amount	Rate %	Term Years	Purchaser	Price Paid	Sold in U.S.
	$					$
Brought Forward	688,571					50,000
July						
Saskatoon	223,377	5 & 5½	Various	A. Jarvis & Co.	91.50	
Regina	139,000	5½	30 years	Canada Bond Corporation and Canada Trust Co.	96.66	
Saskatchewan Drainage Dist.	73,000	5	30 years	A. Jarvis & Co.	93.42	
School Districts	78,000	Var.	Various	Various	Various	
August						
School Districts	83,450	Var.	Various	Various	Various	
September						
School Districts	198,250	Var.	Various	Various	Various	
Issues under $25,000	24,000	Var.	Various	Various	Various	
October						
School Districts	166,200	Var.	Various	Various	Various	
Issues under $25,000	13,000	Var.	Various	Various	Various	
November						
Moose Jaw	69,000					
School Districts	44,700	Var.	Various	Various	Var.	
Progress R. M.	3,000			Regina Sinking Fund		
December						
School Districts	63,800	Var.	Various	Various	Various	
Lakeview R. M.	11,500			Harris, Read & Co.		
	1,878,848					50,000
BRITISH COLUMBIA —January						
Victoria	300,000	5½	1938-45	Wood, Gundy & Co. and Dominion Securities Corp.		
Victoria	100,000	5½	1946-48	Brent, Noxon & Co. and W. A. Mackenzie & Co.		
February						
Penticton	35,000	6		British-American Trust Co.	88.45	
March						
Point Grey	55,000	5	35 years	Wood, Gundy & Co.		15,000
North Vancouver	225,000	6	3 years		97.00	
April						
Burnaby	400,000	6	5 years	British-American Trust Co.	99.09	325,000
May						
Port Coquitlam	30,000			National Bond Corp., Limited		
June						
Point Grey	82,500	5½	40 years	A. E. Ames & Co.	94.22	
Point Grey	32,000	5	34 years	A. E. Ames & Co.	87.08	
September						
Trail	15,500	7	20 years	Spokane and Eastern Trust Company	100.22	
December						
New Westminster	36,000	5	10 years	Sinking Fund Trustees	91.27	
	1,311,000					340,000
RAILROAD						
JANUARY						
Canadian Northern Railway	7,500,000	6	10 years	Wm. A. Read & Co.		7,500,000
Grand Trunk Pacific Railway	5,254,000	4	43 years	A. E. Ames & Co., Wood, Gundy & Co., and Dominion Securities Corporation		1,250,000
JULY						
Canadian Northern Railway	10,000,000	6	2½ and 5 years	Wm. A. Read & Co.		10,000,000
Canadian Northern Railway	7,500,000	6		Wm. A. Read and Dominion Securities Corp.		6,800,000
	30,254,000					25,550,000
CORPORATION						
JANUARY						
Riordon Pulp & Paper Co.	4,000,000	6	10 years	Royal Securities Corporation, Montreal, W. A. Read & Co., New York, E. H. Rollins & Sons, Parkinson & Burr, and Coffin & Burr, of Boston		2,666,670
FEBRUARY						
Montreal Tramways Company	7,300,000	6½	5 years	Various		1,000,000
Consolidated Mining & Smelting Co.	3,000,000	7	10 years	By Subscription		
MARCH						
Ottawa Gas Company	850,000	6	20 years	Royal Securities Corporation		
Brandram-Henderson, Limited	655,000	6	20 years	Nesbitt, Thomson & Co.		
Flax Spinners Ltd.	150,000	7	15 years	Graham, Sanson & Co.		
APRIL						
Fraser Companies, Ltd.	2,000,000	6	10 years	Royal Securities Corporation		
Nova Scotia Underwear Co., Ltd.	200,000	6½	30 years	J. C. Mackintosh & Co.		
MAY						
Mattagami Pulp & Paper Co.	2,000,000	7	30 years	Royal Securities Corporation		500,000
Howard Smith Paper Mills	800,000	6	15 years	Nesbitt, Thomson & Co. and A. E. Ames & Co.		77,000
Hydro Electric Co. of Quebec	500,000	5	25 years	Oxford Securities Co.		
JUNE						
Saguenay Pulp & Power Co.	5,500,000	6½	Ser. 1921-34	Various		800,000
Dandurand Building Co.	450,000	6	8 years	Credit Canada, Ltd.		
Clifton Hotel Co.	350,000	7		Shareholders United Hotel Co.		350,000
Peabody's, Ltd.	350,000	7	3-10 years	Detroit Brokers		350,000
Marcus Loew's Toronto Theatres	600,000	6	10 year serial	W. A. Mackenzie & Co. and Brent, Noxon & Co.		
Clarke Brothers, Ltd.	875,000	7	9 year serial	Graham, Sanson & Co.		
JULY						
Sheldon's, Ltd., Galt	100,000	6		Herdman & Co., Foster, Barrett, Riepert & Low, Ltd.		
Wilder's Bleury St. Bldg.	350,000	6½	6 years	Hew. R. Wood & Co.		
Nova Scotia Tramways Co.	1,000,000	7	3 years	F. B. McCurdy & Co.		100,000
Ames-Holden Tire Co.	1,000,000	7	20 years	Greenshields & Co., Nesbitt, Thomson & Co., and Thornton Davidson & Co.		75,000
Whalen Pulp & Paper Mills, Ltd.	1,500,000	6	13 years	Royal Securities Corporation		500,000
Bishop Navigation Co., Ltd.	1,000,000	6	Various	A. E. Ames & Co.		250,000
AUGUST						
Donnacona Paper Co., Limited	1,750,000	6	20 years	Royal Securities Corporation		750,000
SEPTEMBER						
Spanish River Pulp & Paper Mills Co. Ltd.	3,500,000	6	10 year serial	Peabody, Houghtling & Co., Chicago		3,500,000
NOVEMBER						
Montreal Public Service Corporation	2,550,000	6½	5 years	Rene T. Lerclerc Beausoliel, Limited, Credit-Canadien, Inc.		600,000
Frontenac Breweries, Limited	400,000	6	32 years	Versailles, Vidricaire and Boulais and G. Beaubien, Ltd.		
DECEMBER						
Pacific Coast Collieries, Ltd.	200,000	6	20 years	L. C. Herdman & Co.		
	42,930,000					11,518,670

Financing Public and Private Requirements*

Following Upon Success of Victory Loan 1918, Trend was Upward — High Levels Reached in June — Victory Loan Organization and Flotation Occupied Several Months—Effects of Exchange Rates on Prices and Markets.

By J. W. MITCHELL.

THE year 1919 saw Canada courageously grappling with the various financial problems arising out of the transition from an atmosphere of war to that of peace. The nation's jubilance over the winning of the war, so splendidly reflected in the spectacular success of the 1918 Victory Loan and the strong tone developed by the bond market in the first few weeks of 1919, gave a remarkable impetus to the activities of security financing throughout the greater part of the year. This spirit of buoyancy, which was so evident in January, became even more pronounced as the months passed, and was not appreciably affected by labor unrest, the rates of foreign exchange, or by the surprising continuance of high prices for all commodities. The military struggle was over; federal restrictions upon security issues were removed; railway, public utility and industrial corporations, which during the war period had limited their bond borrowings to the minimum to give right-of-way to Dominion government financing, came vigorously into the 1919 market; the provinces and municipalities—east and west—offered many attractive blocks of securities. Finally, the financial strengh of the country found renewed expression in the wonderful $680,000,000 total produced by the third Victory loan appeal—a call to "financially finish the war"—while the rapidity with which the various bond offerings were absorbed after the close of the loan campaign showed that the public investment demand was still far from being satisfied. It should, therefore, not be surprising that the aggregate of bonds issued in 1919, viz., $909,383,728, considerably exceeded the total of any previous year in the history of Canada.

Supporting the Market

One of the most important factors influencing the course of security values throughout the year just closed was the work of the Victory Loan Market Committee, which from January, 1918, had been charged with the responsibility of stabilizing the price of Victory bonds. Acting in co-operation with the bond houses and stock exchanges of the Dominion, the committee repurchased millions of dollars of these securities, redistributed the floating supply and gradually advanced the market quotations until the dissolution of the committee in January, 1919, when the Victory loans had a market value of approximately $17,000,000 over their original issue prices. This unique performance elicited much favorable comment from financial circles in Great Britain and the United States, where their war loans had been selling at more or less discount, and not only increased Canadian financial prestige in those and other countries, but through the strong market created, was of the greatest possible assistance in the successful flotation of the 1919 Victory loan.

Issues by Months

A survey of the outstanding financial features, month by month, is interesting. About $30,000,000 of bonds were issued in January, all classes of borrowers taking advantage of the brisk market; $5,250,000 Grand Trunk Pacific 4 per cent. bonds, due 1962, was the most important offering of the month, representing practically the first funded financing of our Canadian railways within our own borders. They were offered at a 5½ per cent. rate, were absorbed almost immediately and promptly went to a premium. Alberta, with $1,000,000 5½ per cent. 1939 bonds, was the first province to enter the market, the issue being readily taken on a 5.50 per cent. basis. The Canadian National Railways successfully placed $7,500,000 equipment bonds in the United States market, and the Winnipeg Electric Railway Co. refunded $750,000 of maturing notes there. Victoria marketed $300,000 5½ per cent. serial bonds at the attractive rate of 5¾ per cent. Numerous smaller municipal issues were well received, and the market gave every sign of advancing. Indicative of the increasing American interest in Canadian bonds is the fact that two of the leading financial institutions, viz., the National City Co. and the Guaranty Trust Co., of New York, about this time made arrangements to enter our market with companies specially incorporated for that purpose.

During February prices of all bonds continued on the up grade, the lead being furnished by the Victory loans; $450,000 New Brunswick 15-year 5½ per cent. bonds were retailed at 5.35 and $650,000 City of Toronto bonds at the same price. Large corporate issues were $7,300,000 Montreal Tramways Co. 6½ per cent. at par; $4,000,000 Riordon Pulp and Paper Co. at 6.40; $3,000,000 7 per cent. 10-year notes of the Consolidated Mining and Smelting Co. at par. At this time New York funds were quoted at 2 per cent. premium, and demand sterling exchange in New York was around $4.76½. Arrangements were made about this time for credits by Canada of $25,000,000 to France, Rumania and Belgium .

Drop in Exchange

Early in March $3,000,000 20-year 5½ per cent. British Columbia bonds were offered on a 5.40 retail basis, a remarkable advance from the 6½ per cent. rate asked just one year before for $1,000,000 5 per cent. 10-year bonds of the same province. Investors paid a 5.30 basis for $1,580,000 5½ per cent. 15-year Manitoba bonds. Industrial offerings, especially those of the pulp and paper companies, met with a good response. On March 20th J. P. Morgan and Co., upon instructions of the British government, suspended the purchase of sterling exchange. The quotation dropped from 4.76 7/16 New York to 4.59 by the end of the month. It was only natural that Canadians should take advantage of this marked decline to pay off at this then low rate some of their obligations in Great Britain. New York funds stood at 2½ per cent. premium at the end of this month.

In April the province of Ontario sold $3,000,000 3-year 5½ per cent.'s, realizing a 5.09 rate, the issue being obviously purchased for the American market. The province of Saskatchewan disposed of $3,000,000 20-year 5 per cent. bonds, which were retailed at 5.30. Winnipeg sold $400,000 5½ per cent. 20-year bonds, the transaction representing the refunding of sterling bonds purchased in Great Britain at a substantial discount. Pulp and paper bonds continued in active demand. The American Victory loan campaign in April had a restraining effect upon the purchase of our bonds by American investors.

The upward swing of values continued throughout May in spite of considerable labor unrest. New Brunswick received a 5.05 per cent. basis for $1,000,000 3-year 5½ per cent. bonds early in the month, and Ontario a 4.93 price for $4,000,000 3-year 5's at the end of the month, both issues being largely sold in the Uinted States; $2,000,000 Mattagami Pulp and Paper Co. bonds were offered to the public

*This article is available in pamphlet form from the Dominion Securities Corporation, Toronto. The pamphlet is entitled, "Review of the Bond Market in Canada for 1919."

on a 7½ per cent. basis. Just here it is interesting to observe that for the first five months of the year industrial issues aggregated over $20,000,000 as against less than $2,500,000 for the same period of 1918, more than half of the former amount being represented by pulp and paper flotations.

Highest Levels Reached in June

The high point of the Canadian bond market was reached in June. The various war and Victory loan issues attained their highest levels, selling at a 4.85 to a 5 per cent. basis according to maturity. Our Ontario county and city bonds sold as high as a 5.15 basis net and some townships at 5.20. Speculation on the Montreal and Toronto stock exchanges reached large proportions, especially on the former; $3,000,000 British Columbia 5 per cent. 20-year bonds were sold at the end of the month, the retail price being a 5.35 per cent. basis.

July opened with considerable activity, but a pronounced decline in the buying demand soon became evident, with consequent shading in values. The Victory bonds as usual acted as barometer and reflected the altered sentiment. The feature of the month was the issue in New York of $75,000,000 2 and 10-year 5½ per cent. Dominion government notes to refund the outstanding balance of the $100,000,000 5 per cent. unsecured loan made there two years previous. The notes were offered to the public on a 5.90 basis, and were over-subscribed. There was some criticism at the time of the favorable terms of this issue as compared with the prices then prevailing for similar government bonds in Canada, but the subsequent course of events in the United States market abundantly justified the government's policy. Sterling exchange in New York declined to the low point of $4.28½ on the 17th. This encouraged the purchase of Canadian securities in the London market, and, coupled with the lower values established by the $75,000,000 external loan, accelerated the decline in security prices at home. The retirement of Sir Thomas White as Minister of Finance was announced at the end of the month, and in view of his eminent services to the country, especially throughout the war, the news was received with profound regret.

Soft markets prevailed throughout August, due partly to the holiday season and partly to the government's announcement of another domestic loan in the fall. The United States demand for our securities became almost negligible owing to the extremely attractive rates of foreign loans there. The decision of the United States Steel Corporation to fight the strike of its employees had a far-reaching effect in financial and industrial circles. In this month also the British treasury removed its restrictions on the exportation of capital and allowed the London Stock Exchange to resume trading in foreign securities.

Victory Loan Preparations

During September the bond houses of Canada were actively engaged in the preliminary organization work of the third Victory loan, undertaking at the request of the finance minister to handle no new bond issues until November 22nd. Provincial and municipal authorities floated no new bond issues in order that the federal government might have a free field. The loan was for 5½ per cent. 5 or 15-year bonds at par, and applications were received for the three weeks, October 27th to November 15th, inclusive, resulting, as previously stated, in the splendid total of $680,000,000.

This satisfactory subscription by the country was a tribute both to the practical patriotism of the Canadian people and to the excellence of the Dominion-wide organization which undertook this great task. The government upon allotment accepted approximately $650,000,000 of the amount subscribed, and was thereby put in a strong financial position. About $50,000,000 of the loan was subscribed by United States interests, representing largely corporations, firms or individuals directly identified with Canadian business.

The last week of November was characterized by great activity in bond offerings and a brisk market; $2,282,000 New Brunswick and $4,000,000 province of Ontario 10-year 5½ per cent. bonds were offered and quickly taken at a 5¾ rate. A $2,632,$00 5½ per cent. City of Toronto serial issue was rapidly absorbed at the same figure. Sharp declines were registered on the New York and Canadian stock exchanges during the latter part of this month, and speculators suffered accordingly.

A sensational decline in sterling exchange to the record low level of $3.67 and the unprecedented rise in the premium on New York funds to 11 per cent. were the outstanding features of December. The fall in sterling caused a rush of London selling of bonds and stocks to take advantage of the opportunity to realize the 25 per cent. profit from the exchange rate. A considerable volume of Canadian securities was thus transferred from London to New York, and the American dealer specializing in our bonds found himself in the unique position of being able to supply his clients with our Dominion and provincial government bonds at prices ranging from 6.25 to 6.75 per cent., and even higher, according to term. If the London market did not supply the desired security, the unusually favorable discount on Canadian funds enabled him to purchase his requirements in Canada on that basis. These bargain prices for our premier grade securities were more unsettling than attractive to the American market, which at this time was in a very sensitive condition, owing to the high rate for call money, the disruption of business following the great coal strike, the low levels for their own domestic issues, and the unsatisfactory political situation. Such abnormal quotations for our bonds in New York, however, had a reflex influence upon security values at home, and after the middle of the month the demand slackened very noticeably. The public was thinking more of the effect of the uncertain exchange situation upon business generally than upon security investments. During the last two weeks in December $3,000,000 5½ per cent. 10-year bonds of the province of Alberta were marketed. About $1,500,000 were placed in Canada at a 5.80 per cent. rate and the remainder in the United States on a 6.60 per cent. basis.

Present Position

The end of the year 1919 finds Canada carefully taking stock of her financial and general position. With a net debt of $1,817,839,871 (official figures, November 29th, 1919), an annual interest charge of more than $90,000,000, a diminishing foreign trade and a high adverse rate of American exchange, the Dominion has serious matters to engage its attention. Our war expenditure has now largely been provided for, and heavy borrowing by the Dominion government by large internal loans should, therefore, cease. In view of our large unfavorable trade balance with the United States, we have reached a point where it is a matter of national duty to limit our purchases from them to the very minimum, and, on the other hand, it is imperative that we produce more goods and raw materials than ever and export them to the greatest possible extent.

The relations between capital and labor in Canada, while improving along right lines, leave many delicate problems for amicable adjustment, but a new spirit of co-operation has followed the ending of the war. The legitimate demands of labor will be met, but capital also must be fairly treated. For many years we shall need the investment of huge sums in this country to develop our great untouched natural resources, and it is of the greatest importance that interest and profit returns should be such as will attract that capital from other countries. In the opinion of our leading bankers and financiers the present excess profits tax, essentially a war-time measure, should be substantially reduced, if not eliminated. It acts as a deterrent to new undertakings, penalizes initiative and efficiency, and is a material factor in maintaining the high cost of living, because in many instances the tax is undoubtedly figured in the cost of production, thereby directly affecting the price of the commodity to the consumer. It is too expensive a revenue producer for peace times, particularly in a period of transition such as that upon which we have now entered.

In spite of the political and economic problems in the country awaiting solution, Canada faces the future in a spirit of optimism, proud of the confidence of others and confident in herself. We have emerged from the war stronger than any other belligerent, with the single exception of the United States. Over seven-eighths of our war loans are held by our own citizens. The savings deposits in our banks were never so large as just before our last domestic loan. Our people are slowly but surely learning the hard lesson of thrift. Canada's prestige—the result of her war effort—is such that we shall shortly have all the desirable immigration we care to admit within our borders. Great opportunities are before us; to measure up to them let us increasingly "get together and get to work."

COBALT ORE SHIPMENTS, 1908-1919

In tons of 2,000 lbs.—Figures for 1919 are preliminary estimates.

Mine	*1908	1909	1910	1911	1912	1913	1914	1915	1916	1917	1918	**1919
Aladdin Cobalt	.....	.....	.....	.....	.....	.....	.....	.....	117.77	491.33	370.05	.....
Badger	.....	.....	.....	27.10	.....	.....	.....	.....	.....	.....	.....	.....
Bailey	88.80	36.85	.....	20.00	41.57	150.35	20.50	.....	.....	.....	.....	.....
Beaver	.....	51.38	140 06	790.81	402.97	292.21	392.07	621.63	541.05	410.40	286.88	227.04
‡Buffalo	536.90	648.86	1,185.77	1,275.19	1,251.64	66.13	.....	567.33	422.43	1,348.33	4,019.49	3,227.58
Campbell, C. H	.....	.....	.....	.....	.....	.....	.....	.....	.....	.....	.....	34.85
Casey Cobalt	10.00	8.50	48.40	277.74	214.34	401.54	608.30	260.98	310.39	.....	.....	.....
Chambers Ferland	223.89	517.88	885.92	622,85	501.29	223.78	308.06	326.57	.....	.....	.....	.....
City of Cobalt	761.04	566.82	329.40	281.30	230.00	105.14	495.71	.....	.....	.....	.....	.....
Cobalt Lake	225.97	95.47	296.80	2,111.32	1,085.22	1,196.33	919.01	.....	.....	.....	.....	20.00
Cobalt Provincial	.....	.....	.....	.....	.....	.....	.....	.....	.....	.....	.....	.....
Cobalt Townsite	177.71	27.35	310.99	703.51	1,944.77	2,762.54	1,950.73	.....	.....	.....	.....	.....
†Cobalt Comet(Dr'm)	1,161.38	1,225.47	2,194.41	714.83	458.85	610.06	587.03	634.22	51.04	.....	.....	.....
Colonial	.....	.....	178 60	114.10	86.48	21.56	.....	.....	.....	.....	.....	.....
Coniagas	610.25	806.93	1,261.4	1,813.89	2,119.87	1,620.40	1,217.26	914.25	821.55	1,099.49	1,273.37	883.14
†Crown Reserve	657.35	3,167.52	2,184.25	977.32	561.65	791.15	1,067.00	956.14	22.58	.....	.....	.....
Dominion Reduction	.....	.....	.....	.....	.....	.....	.....	.....	.....	3,168.54	1,794.25	505.55
Edwards & Wright	.....	.....	.....	.....	.....	.....	.....	.....	.....	.....	109.97	.....
Foster	191.20	113.90	.....	.....	.....	.....	4.50	.....	.....	.....	43.90	34.86
Green Meehan	.....	.....	.....	102.98	.....	12.96	.....	.....	.....	.....	.....	.....
Hargreave	.....	.....	343.68	102.44	17.35	.....	.....	.....	.....	20.00	.....	.....
Hudson Bay	1,094.23	743.64	260.33	898.88	694.55	609.14	647.95	.....	131.04	453.66	340.01	350.88
Imperial Cobalt	.....	.....	.....	.....	.....	.....	.....	.....	.....	.....	.....	.....
†Kerr Lake	660.24	1,173.42	5,088.78	1,292.58	788.10	933.35	628.42	1,080.32	229.97	533.96	519.37	204.37
King Edward	338.19	146.58	134.12	20.00	.....	87.21	.....	.....	.....	.....	.....	.....
La Rose	4,843.17	6,757.21	5,131.53	3,581.54	3,511.40	3,275.14	1,582.54	1,625.54	1,184.32	1,382.70	1,087.62	767.35
Lawson	.....	.....	.....	.....	.....	.....	.....	.....	.....	.....	.....	.....
Lost and Found	.....	.....	.....	.....	65.20	8.80	.....	.....	.....	.....	.....	.....
Lumsden	.....	.....	.....	.....	.....	20.00	.....	.....	.....	.....	.....	.....
McKinley Darragh	1,808.39	1,056.49	2,393.39	3,238.64	2,673.40	2,865.66	2,903.50	1,778.85	2,02 .00	2,954.59	2,555.05	1,916.44
Mining Corp. of Can. Cobalt Lake	.....	.....	.....	.....	.....	.....	223.37	1,221.87	1,907.70	2,272.18	1,445.90	1,196.19
Townsite City	.....	.....	.....	.....	.....	.....	533.40	2,563.29				
Nancy Helen	201.32	116,32	.....	.....	.....	.....	.....	.....	.....	.....	.....	.....
National	.....	.....	.....	.....	.....	.....	.....	.....	.....	214.41	252.63	.....
Nipissing	3,571.96	6,470.52	6,833.81	2,952.20	1,869.27	1,950.22	1,235.07	473.47	2,927.82	3,541.52	3,049.81	828.62
North Cobalt	.....	6.87	.....	3.00	.....	.....	.....	.....	.....	.....	.....	.....
Northern Customs	.....	.....	.....	.....	.....	.....	.....	.....	.....	.....	.....	75.80
Nova Scotia	237.95	224.79	.....	.....	.....	.....	.....	.....	.....	.....	.....	.....
O'Brien	3,459.51	1,419.11	608.57	628.44	711,43	703.43	523 21	396.12	251.01	1,626.84	782.94	674.78
Penn Canadian	187.99	339.01	285.62	22.40	126.35	332.18	460.53	685.30	558.14	371.75	290.90	173.83
Peterson (Leases)	.....	.....	.....	.....	.....	.....	122.52	.....				
Gould	.....	.....	.....	.....	.....	9.00	50.05	.....				
Little Nipissing	40.67	39.62	313.76	28.45	.....	.....	.....	.....	407.17	.....	81.00	47.93
Nova Scotia	.....	121.15	.....	.....	.....	.....	.....	.....				
Seneca Superior	.....	.....	.....	.....	432.97	457.93	398.96	1,008.80				
Pittsburg Loraine	.....	.....	.....	.....	.....	.....	.....	.....	.....	.....	16.77	46 52
Provincial	75.84	.....	52.05	100.54	22.22	.....	.....	.....	.....	.....	.....	20.00
Princess	.....	.....	.....	.....	.....	.....	.....	.....	.....	.....	.....	.....
Red Rock	.....	.....	.....	.....	.....	.....	.....	.....	.....	.....	.....	.....
Right of Way	750.04	1,608.99	981.41	636.06	243.24	146.12	184.16	125.43	105.07	138.57	211.31	32.70
Rochester	.....	.....	28.30	.....	.....	.....	.....	.....	.....	.....	.....	.....
Silver Bar	.58	.....	.....	2 72	.....	20.00	20.00	.....	.....	.....	.....	.....
Silver Cliff	160.44	149.06	156.84	92.30	.....	48.05	.....	.....	.....	.....	.....	.....
Silver Leaf	197.03	.....	.....	.....	.....	.....	.....	.....	.....	.....	.....	.....
Silver Queen	885.70	316.64	.....	.....	31.25	201.98	105.42	19.69	.....	25.00	37.30	.....
Temiskaming	795.20	852.14	1,119.12	855.60	967.31	406.26	417.56	552.43	461.16	324.87	95.61	43.70
Temiskaming Cobalt	.....	.....	.....	.....	.....	.....	.....	.....	.....	32.00	.....	.....
Trethewey	1,408.69	1,134.50	536.64	602.98	579.10	587.54	613.28	124.29	246.52	435.62	310.67	276.79
Victoria	.47	.....	.....	.....	.....	.....	.....	.....	.....	.....	.....	.....
Violet	.....	.....	.....	.....	.....	.....	.....	.....	.....	.....	.....	.....
Waldman	.....	.....	38.81	.....	.....	.....	.....	.....	.....	.....	.....	.....
Wyandoh	.....	.....	24.15	.....	.....	.....	.....	.....	.....	.....	.....	.....
Totals	25,362.10	29,942.99	33,976.97	24,921.71	21,631.79	20,916. 16	18,220 .7	15,936.52	15,044.00	20845.76	18974.80	11,608.92

* The shipments for 1904 totalled 158.55 tons ; for 1905, 2,336.01 tons ; for 1906, 5,836.59 tons, and for 1907, 14,851.34 tons.

† In addition to the shipments by this Company, the Dominion Reduction Company shipped from this mine and two others, 2,322 tons of ore, which are included in the total shipments of 15,044 tons in 1916.

**Shipments during July, August and September were very low on account of strike conditions.

‡Absorbed by Mining Corporation in November.

POWER DEVELOPMENT IN CANADA

All Parts Have New Power Works Under Way—Ontario Hydro-Electric Power Commission—Attention Directed to Possibilities of St. Lawrence Power

By Leo. G. Denis

THE important part which electric energy is playing in the development of Canada both industrially and otherwise has now become a well-established fact. Our unexcelled hydro-electric possibilities largely contribute to the fact that with due regard to proportion, Canada's electrical development is second to none. Our important contribution to war production is largely due to this and it may be said in this connection that, electrically, Canada was admirably prepared.

The electrical importance of Canada is well brought out in a report on "Electric Generation and Distribution in Canada" published by the Commission of Conservation a year ago. Respecting what may be termed central station energy, the report shows a total installation of 2,107,743 horsepower, of which over 85 per cent. is from water-power, showing the predominance of hydro-electric energy. Much of the latter is produced in large plants, 40 per cent. being in plants of 100,000 horsepower or over.

The closing of munition plants would nautrally lead one to expect a slump in electrical activity, but, on the contrary, much progress is to be noted during the past year. This may be explained in a measure by the new demand created by peace-time industrial undertakings, while many of the projected electrical expansions had, up to the date of armistice, been debarred by the fact that it was exceedingly difficult and, in many instances, impossible to obtain delivery of the necessary hydro-electric or other machinery. While machinery is now more easily secured, costs are still high, but, as there appear to be no signs of a fall in price, many companies have decided to proceed immediately with the proposed expansions.

Ontario Developments

A striking example of the necessity for these expansions is afforded in Ontario where the greater portion of the electric energy is handled by the Hydro-Electric Power Commission. It has recently been authoritatively stated that the commission had, at present, applications for some 150,000 horsepower which could not be supplied. The commission has strained every effort to meet the increasing demand as instanced at the beginning of the year by the 50,000-horsepower addition to the Ontario Power Co. plant at Niagara, bringing the total for this plant to some 210,000 horsepower.

In connection with the commission's activities, Canada may at present boast of witnessing the construction of one of the most stupendous hydro-electric undertakings so far recorded. While the initial installation of 200,000 horsepower is contemplated in connection with the Chippawa development of the Hydro-Electric Power Commission, it is understood that the commission has in view extensive additions to be made as time and conditions demand. Construction began in 1918 and the plant is expected to be completed in 1921.

Work is rapidly progressing on the 60,000-horsepower Nipigon plant and 12,000 horsepower will be available next June, while the 3,600-horsepower High Falls plant near Perth is almost completed. Substantial additions are to be recorded in the Eugenia, Big Chute and Merrickville plants. The year has seen some twenty-five municipalities added to the commission's various systems showing progress in that direction.

Work on the new 27,000-horsepower plant at Chaudière Falls near Ottawa has been in progress and energy will soon be supplied regularly. A large amount is to be supplied to the British American Nickel Corporation's refinery near Deschênes, Que., which is approaching completion.

A hydro-electric plant is also under construction for Parry Sound and another plant will supply the mining district near Englehart, while a 5,000-horsepower development is contemplated near Elk Lake, Nipissing district, Ont., and another of 9,000 horsepower on the Kapuskasing River in New Ontario.

Many of the new plants and extensions include important conservation storage undertakings. The conservation dam at Big Eddy on the Spanish River in Algoma district, Ont., will almost treble the hydro-electric development of the International Nickel Company.

Water Storage in Quebec

Probably one of the most noteworthy features in connection with electrical expansion in the province of Quebec is the progressive policy of the provincial government in facilitating and constructing conservation water storage and a number of hydro-electric plants are already feeling great benefits therefrom. Three storage dams have been completed and a number of others are proceeding or are definitely contemplated. The largest of these is now known as the Gouin reservoir, on the St. Maurice River, built mainly for the power plants at Shawinigan Falls and Grand'Mère. The present capacity of these plants is some 330,000 horsepower, but it will be increased to about 600,000 horsepower in the immediate future owing to the regulated flow from the Gouin dam.

A 7,000-horsepower plant at Drummondville and one of 1,800 horsepower for the Kipawa Co., in the upper Ottawa have been completed, the ultimate installation of each of these hydro-electric plants to be 18,000 horsepower. Plant extensions are also to be noted at Buckingham, Rivière-du-Loup, Chicoutimi and Kenogami in the Saguenay district.

Government action in the maritime provinces to facilitate hydro-electric development has also to be noted. In connection with this the Nova Scotia Power Commission is contemplating a hydro-electric development on the Indian River to transmit energy to Halifax.

Throughout the prairie provinces the desirability of supplying electric energy transmitted from large central super-power plants is in evidence. At the Calgary Industrial Congress attention was called to the advantages of such super-power plants located near coal mines, while recent activities in the Regina and Estevan districts all tend in this direction.

The Portage la Prairie transmission line from Winnipeg marks a very progressive step and similar activities of the Manitoba Power Commission will doubtless extend to other districts.

While substantial additions have been made to a number of steam power plants in the prairie provinces, hydro-electric expansions in the Winnipeg district include the beginning of a 168,000-horsepower development at Du Bonnet Falls and the addition, to be completed shortly, of two units and a new 110,000-volt transmission line for the Winnipeg municipal plant.

In certain districts of British Columbia demand for hydro-electric energy has not yet reached that of pre-war days, while in others, as in the Kamloops district, there has been a strong move for further hydro-electric development, particularly for pumping water for irrigation. The air nitrate plant recently established near Vancouver is an interesting example of an industry which can use enormous quantities of electric energy.

Railway Electrification

The subject of railway electrification has attracted much attention and, in addition to the numerous activities in connection with Hydro radials in Ontario, the electrification of the Harbor Commission railway at Montreal, involving 20 miles of tracks, should also be noted as now in progress.

This review would be incomplete without a short reference to the St. Lawrence power and navigation project in which the hydro-electric possibilities are counted in millions of horsepower. This is one of the most important international questions that has ever been presented to Canada and requires the most careful consideration by the best and wisest minds, and that counsel be taken with the men of broad vision who have devoted their attention to the international relations of the United States and Canada and who have studied all the economic questions involved. It can not be too strongly emphasized that it is not, in

its most important aspects, an engineering question. The engineering aspect is, relatively, a minor one. The Niagara and the St. Lawrence are the two greatest water-power rivers in the world. Their high-water flow is only double the low-water flow which gives them a unique range of flow and, at the same time, the enormous amount of water discharged by them even in the low-water season, constitutes a second characteristic of value, the third being the concentration of descent in Niagara Falls and in the rapids of the St. Lawrence.

CANADIAN RAILROAD EARNINGS

The following are the approximate gross earnings of Canada's transcontinental railroads.

Month	Canadian Pacific Railway			Grand Trunk Railway			Canadian National Railways		
	1918	1919	Increase + Decrease −	1918	1919	Increase + Decrease −	1918	1919	Increase + Decrease −
	$	$	$	$	$	$	$	$	$
January	10,570,000	12,797,000	+2,227,000	2,976,338	4,402,229	+1,425,891	4,340,210	6,189,379	+1,849,169
February	9,319,000	10,782,000	+1,463,000	2,530,076	4,088,028	+1,557,952	4,421,504	5,900,342	+1,578,838
March	12,204,000	12,252,000	+ 48,000	3,937,462	5,513,593	+1,576,131	6,189,441	6,248,750	+ 59,309
April	13,007,000	12,780,000	− 227,000	4,602,247	5,357,537	+ 755,290	7,185,890	6,899,632	− 286,258
May	13,024,000	13,277,000	+ 253,000	4,863,625	5,272,060	+ 408,435	6,580,745	7,518.244	+ 937,499
June	12,028,000	13,020,000	+ 992,000	5,062,406	4,947,795	− 114,611	6,848,864	6,009,858	− 839,006
July	11,920,000	14,238,000	+2,318,000	5,333,963	6,021,746	+ 687,783	6,733,299	7,657,402	+ 924,103
August	12,713,000	14,873,000	+2,160,000	6,102,038	6,719,921	+ 617,883	7,255,942	8,274,882	+1,018,940
September	13,292,000	17,218,000	+3,926,000	6,346,525	6,994,277	+ 647,752	7,058,381	8,627,268	+1,568,887
October	15,514,000	18,113,000	+2,599,000	6,348,087	7,136,376	+ 788,289	8,480,468	9,389,795	+ 909,327
November	14,768,000	17,101,000	+2,333,000	5,673,080	6,092,783	+ 419,703	7,836,384	8,739,457	+ 903,073
December	15,604,000	16,850,000	+1,246,000	6,125,815	5,765,853	− 359,962	8,289,969	8,828,482	+ 538,513

*COMMERCIAL FAILURES IN CANADA, 1904-1919

Calendar Year	Total Commercial			Manufacturing		Trading		Other	
	No.	Assets	Liabilities	No.	Liabilities	No.	Liabilities	No.	Liabilities
		$	$		$		$		$
1904	1246	8,555,875	11,394,117	307	4,138,908	914	6,577,788	25	679,421
1905	1347	6,822,005	9,854,659	289	3,129,262	1039	6,552,821	19	172,576
1906	1184	6,499,052	9,085,773	293	3,482,511	863	5,145,142	28	458,120
1907	1278	9,443,227	13,221,250	393	6,667,452	847	5,756,651	38	797,156
1908	1640	12,008,113	14,931,790	426	5,967,498	1171	8,242,436	43	712,856
1909	1442	10,318,511	12,982,800	354	3,933,938	1059	7,867,287	29	1,181,575
1910	1262	11,013,396	14,514,650	292	7,030,227	947	6,943,579	23	540,850
1911	1332	9,964,604	13,491,196	321	4,760,016	986	7,606,891	5	1,124,289
1912	1357	8,783,409	12,316,936	323	4,556,615	975	6,906,665	59	853,656
1913	1719	12,658,979	16,979.406	452	6,792,763	1216	8,681,419	51	1,505,224
1914	2898	30,909,563	35,045,095	614	11,063,191	2164	18,677,935	120	5,303,968
1915	2661	39,526,358	41,162,321	655	13,877,414	1888	21,696,890	118	5,588,017
1916	1685	19,670,542	25,069,534	363	8,796,646	1237	12,290,368	85	3,982,520
1917	1097	13,051,900	18,241,465	261	7,455,094	777	8,417,239	59	2,369,132
1918	873	11,251,341	14,502,477	232	8,248,807	590	5,142,397	51	1,111,273
1919	755	10,741,441	16,256,259	213	10,234,477	494	4,475,628	48	1,546,154

COMMERCIAL FAILURES IN CANADA, JANUARY TO DECEMBER, 1919

Province	Total Commercial			Manufacturing		Trading		Other	
	No.	Assets	Liabilities	No.	Liabilities	No.	Liabilities	No.	Liabilities
		$	$		$		$		$
Ontario	222	2,551,902	4,057,732	75	2,701,058	128	750,954	19	605,720
Quebec	286	4,993,488	8,393,912	82	5,503,961	191	2,080,966	13	808,985
Brit. Columbia	42	1,779,362	1,804,358	24	1,438,668	18	365,690	..	.....
Nova Scotia	28	53.926	178,466	4	47,266	22	109,200	2	22,000
Newfoundl'nd	4	9,900	32.000	..	.....	3	30,000	1	2,000
Manitoba	46	316,329	512,358	6	56,400	36	444,341	4	11,617
New Bruns.	8	47,529	242,371	1	200,000	6	36,371	1	6,000
Prince E. I.	1	600	1,800	..	.....	1	1,800	..	.....
Alberta	35	326,118	248,466	7	56,531	24	115,935	4	76,000
Saskatchewan	83	662,287	784,796	14	230,593	65	540,371	4	13,832
Total	755	10,741,441	16,256,259	213	10,234,477	494	4,475,628	48	1,546,154

*Figures of R. G. Dun & Co., Toronto.

Dominion Debt Has Grown Rapidly

Two-Billion Figure Will Be Reached Before War Expenditures Cease—Gross Debt is Over Three Billion—Success of Victory Loan Was Feature of the Year—War Expenditure by Departments — Railway Guarantees — Revenue and Expenditure.

ON October 31, 1919, the gross debt of the Dominion was $3,054,358,274, and the net debt had reached $1,784,876,807. The difference is represented by investments, amounts owing to the government from the banks, etc. Expenditure on war account still continues high, but most of the gratuities have been paid, and the peak of expenditure on vocational training, etc., has probably been passed.

The feature of the year was the highly successful Victory Loan, floated from October 27 to November 15, inclusive. Subscriptions totalling about $685,000,000 were received but at the time of writing the exact figure is not available. The terms of the loan, as compared with the previous five domestic war loans, is given in tabular form elsewhere in this issue. In spite of the fact that these bonds are taxable, the number of subscriptions received was less than in the case of either of the preceding Victory Loans. Comparative results are as follows:—

AMOUNT OF SUBSCRIPTIONS

	1917.	1918.	1919.
British Columbia	$ 18,814,700	$ 35,396,667	$ 35,000,000
Alberta	16,515,150	18,189,600	16,181,090
Saskatchewan	21,777,050	23,889,000	21,712,650
Manitoba	32,326,600	43,639,900	41,642,200
Ontario	204,185,400	329,682,950	354,624,500
Quebec	94,287,250	175,757,250	162,001,200
New Brunswick	10,463,350	16,500,000	15,635,050
Nova Scotia	18,588,150	30,102,500	28,000,000
Prince Edward Island	2,331,350	2,900,000	3,158,750
Total	$419,289,000	$676,057,867	$677,955,440

NUMBER OF SUBSCRIPTIONS

	1917.	1918.	1919.
British Columbia	50,563	75,000	55,000
Alberta	61,690	49,240	25,911
Saskatchewan	74,570	66,320	34,122
Manitoba	78,626	83,587	52,732
Ontario	403,541	514,113	442,829
Quebec	128,174	154,080	127,050
New Brunswick	26,436	31,000	21,778
Nova Scotia	45,438	51,010	30,000
Prince Edward Island	5,293	5,500	4,232
Total	874,331	1,029,850	793,654

Results for Last Fiscal Year

The Dominion's fiscal year ends on March 31, and the public accounts for the year ended March 31, 1919, were recently issued. The receipts on account of consolidated fund for the year amounted to $312,946,747; and the expenditure on the same account to $232,731,282; showing a surplus of ordinary receipts over ordinary expenditure of $80,215,464.

Capital and Special Expenditures

In addition to the consolidated fund expenditure, the following outlays were made and charged to capital:—

Railways—	
Canadian government railways	$ 14,827,757
Hudson Bay Railway	562,557
National Transcontinental Railway	1,066,876
Total railways	16,457,192
Quebec bridge	656,761
	$ 17,113,954
Canals—	
Rideau Canal	$ 8,000
Trent Canal	380,059
Welland Ship Canal	1,823,904
Total canals	$ 2,211,964
Total railways and canals	$ 19,325,918
Public Works—	
Government buildings, Ottawa	$ 3,260,485
Port Arthur and Fort William harbors	191,873
Quebec harbor	842,559
River St. Lawrence ship channel	542,774
St. John harbor improvements	266,725
Toronto harbor improvements	324,872
Vancouver harbor improvements	149,783
Victoria harbor, British Columbia	129,226
	$ 5,708,301
Less refund Red River, Manitoba	2,953
	5,705,347
Total capital expenditure	25,031,266

Railway subsidies to the amount of $43,805 were paid on account of the following:—

Canadian Northern Ontario Railway	$ 17,909
Canadian Northern Alberta Railway	25,896

The sum of $270,802 was paid as bounties on account of the following, and forms a part of consolidated fund expenditure:—

Crude petroleum	$ 162,187
Lead	51
Zinc	108,563

At the close of the fiscal year, the balance at the credit of the depositors in the post office and government savings banks amounted to $53,057,018, a decrease of $303,072 as compared with the balance held on March 31, 1918. The withdrawals during the year exceeded the deposits by $1,952,680, while $1,649,608 was added for interest accrued, making a net decrease of $303,072.

Investments on account of the sinking funds of the various loans were made during the year to the amount of $1,448,495. The total investments for sinking funds increased from $17,216,180 on March 31, 1918, to $18,664,675 on March 31, 1919.

Advances were made under statute to the Montreal Harbor Commissioners and to the Quebec Harbor Commissioners of $505,000 and $281,000, respectively.

Under authority of 5 Geo. V. cap. 3, "The Finance Act, 1914" subsection (*a*) section 4, advances during the year were made in the form of issues of Dominion notes to various banks to the amount of $193,245,500, to which should be added a debit balance of $26,665,000 at the beginning of the year, making a total of $219,910,500. Of this amount $150,282,500 was repaid, leaving an outstanding balance of $69,628,000 on March 31, 1919.

Railway Advances

Advances have been made to the following railways:—

Canadian Northern Railway	$ 541,641
Under authority of sec. 29, chap. 20, Act 1914.	
Canadian Northern Ontario Railway	599,024
Under authority of sec. 10, cap. 6, Acts 1911.	
Canadian Northern Railway	25,000,000
Under authority of Approp. Act No. 1, 1918.	

United Financial Corporation
LIMITED

BOARD OF DIRECTORS

Sir Charles Gordon, G.B.E., President.
President Dominion Textile Co., Limited. Vice-President Bank of Montreal.

D. C. Macarow, Vice-President,
General Manager Merchants Bank of Canada.

Chas. F. Batchelder, Vice-President.
Formerly of Guaranty Trust Co. of New York

Major H. B. MacDougall, Vice-President,
of Messrs. C. Meredith & Co.

W. A. BLACK,
Director Molson's Bank
Vice-President Ogilvie Flour Mills Co., Ltd.

A. BRETON,
Vice-President Guaranty Trust Co. of New York

A. J. BROWN, K.C.,
Vice-President Montreal Trust Co.
Director Royal Bank of Canada

GEO. CHAHOON, Jr.,
President Laurentide Co. Ltd.

A. E. HOLT,
Manager Royal Trust Company

C. R. HOSMER,
Director Canadian Pacific Ry., Bank of Montreal, etc.

WM. McMASTER,
President Canadian Explosives, Limited
Director Bank of Montreal, etc.

CHARLES MEREDITH,
of Messrs. C. Meredith & Co.

HAROLD STANLEY,
Vice-President Guaranty Trust Co. of New York

E. W. STETSON,
Vice-President Guaranty Trust Co. of New York

J. R. SWAN,
Vice-President Guaranty Trust Co. of New York

We purchase entire issues of Bonds, and deal in Government, Municipal and Corporation Securities.

Head Office: - 112 St. James St., Montreal

John M. Mackie, - General Manager
A. P. B. Williams, - Secretary-Treasurer

Toronto Office: 6 King Street West.

London Office: - 46 Threadneedle Street, E.C. 2.

Canadian Northern Railway	15,681,021
Under authority of the War Measures Act.	
Canadian Northern Railway	9,733,333
Under authority sec. 4, ss. 3, cap. 24, Acts 1917.	
Grand Trunk Railway account	593,733
Grand Trunk Pacific Railway	7,471,399
Under authority of Appropriation Act 1918.	
Grand Trunk Pacific Railway (guaranteed interest account)	5,616
Under authority of Acts 1905 and Acts 1914.	
Grand Trunk Pacific Railway	500,000
Under authority O.C. March 26, 1919, P.C. 635.	
Advances were made to the following provinces:—	
Province of Manitoba	500,000
Under authority of O.C. 1810, July 19, 1918.	
Province of Saskatchewan	900,000
Under authority of O.C. 1810, July 19, 1918.	

Debt

The net debt of the Dominion at the close of the fiscal year was $1,574,531,032 or an increase of $382,646,969 over the debt as it stood on March 31, 1918. The increase is accounted for as follows:—

Capital Expenditure:—		
Public works	$ 5,705,347	
Railways and canals	19,325,918	
		$ 25,031,266
Special Expenditures:—		
Railway subsidies	$ 43,805	
Sundry transfers to consolidated fund:—		
Railway grade crossing fund	200,000	
Balances written off books of Intercolonial Railway	692	
War	446,519,439	
		$446,763,937
		$471,795,203
Less sinking fund	$ 1,448,495	
Surplus of consolidated fund receipts over consolidated fund expenditures	80,215,464	
Charges of Management Loan Account	7,484,273	
		$ 89,148,233
Increase of net debt		382,646,969

Loans to British Government

During the year advances by way of temporary loans amounting to £44,000,000 or $214,133,333 were made to the Dominion by the Imperial government. The balance brought forward from March 31, 1918, amounting to £1,679,204–19–7 or $8,172,130 was by agreement written off against advances made in Canada by the Dominion to the Imperial government.

Advances to the Imperial government by the Dominion government outstanding on March 31, 1919 are as follows:—

Agriculture dept., hay, oats, flour	$ 15,342,064
Admiralty accounts—Militia dept.	2,253
Cereal crop	68,500,000
Dairy Produce Commission	34,759,531
Finance dept., special account	19,466
Foodstuffs	18,500,000
Marine dept.—requisitioning boats	614,767
Militia dept.—fish	246,614
Imperial Munitions Board	315,207,458
Munition workers separation allowance	54,868
Interest account	5,500,000
Railways and canals—rail account	4,175,013
Royal Air Force—Militia dept.	1,456,882
Royal mint—Addition	39,369
Russian Clothing account	1,229,544
Salmon pack	8,811,277
Serbian account—(recruits Militia dept.)	271,285
Paper account—trade and commerce	7,492
Advances outstanding by Imperial government	$474,737,893
Less—Amount written off by agreement from advances in London to Canada	$ 8,172,130
Sale of Imperial government property at Halifax to Railways and Canals Dept. for ocean terminals	209,985
Bullion special account	13,063
Credit account	30,581,250
Flaxseed account—agriculture	125,695
Proceeds for sale of horses in France by Militia dept.	12,249
Advances by Imperial government in London	214,133,333
	$253,247,707
Amount due the Dominion by the Imperial government	$221,490,185

Debenture Stock and Savings Certificates

During the year a further amount of 5 per cent. debenture stock was issued to the extent of $2,983,500. This sum with the balance of stock outstanding on March 31, 1918, $14,281,000 made a total of $18,264,500. Of this amount $100,000 was converted into 5½ per cent. debenture stock leaving a balance outstanding on March 31, 1919, of $18,-164,500; $2,335,000 of this amount has been converted into Victory Loan 1918.

Under authority of order-in-council dated June 6, 1918, 5½ per cent. debenture stock was offered for sale. During the year the following were issued:—

Due June 1, 1919	$ 11,454,550
Due June 1, 1920	929,250
Due June 1, 1921	1,222,550
	$ 13,606,350

Of this $11,104,650 has been converted into Victory Loan 1918. The flotation charges of the above stock amounted to $13,128.

The total sale of war savings certificates to March 31, 1919, amounted to $13,411,115 and redemptions to $1,806,-621. During the fiscal year 1918-19 $647,661 was received on this account which with a redemption during the same period of $1,105,936 reduced the amount of $12,062,768 held on March 31, 1918, to $11,604,493 on March 31, 1919. By order-in council P.C. No. 3041 the sale of these certificates was discontinued. The flotation charges on the above amounted to $91,225. The large amount of redemptions during the year was no doubt owing to withdrawals for investment in the 1918 Victory Loan at a higher rate of interest.

Under authority of order-in-council dated October 4, 1918, P.C. 2462 war savings and thrift stamps were offered for sale. $1,640,166 were sold and $116,132 redeemed, leaving a balance outstanding on March 31, 1919, of $1,524,033. These stamps are due January 1, 1924. The cost of flotation on the above amounted to $231,313.

1918 Victory Loan

Under the provisions of the "War Appropriation Act, 1918" authority was given by order-in-council dated the 23rd September, 1918, P.C. No. 2354 for the raising of a Fifth War Loan of 5½ per cent. bonds issued at par and maturing as follows:—

5-year bonds due November 1, 1923.
15-year bonds due November 1, 1933.

Bonds of the various maturities of this issue will in the event of future issues of like maturity or longer, made by the government, other than issues made abroad, be accepted at par and accrued interest as the equivalent of cash for the purpose of subscription to such issues.

The prospectus of this loan was issued on October 28, 1918. According to the books of the department the subscriptions reached $698,800,000 including conversions of $66,261,166. This total subscription was cut down on allotment by $24,271,800 leaving a total issue of over $674,000,-000. The number of subscribers was 1,139,247

THE

NATIONAL CITY COMPANY

is a corporation engaged in the purchase and sale of bonds and other high class securities. Its interests are closely allied with the National City Bank of New York, whose Capital, Surplus and Undivided Profits are over

$80,000,000

and whose Total Assets as of November 17th, 1919, amounted to over

$1,000,000,000

THE

NATIONAL CITY COMPANY

LIMITED

CANADIAN HEAD OFFICE:

74 Notre Dame Street West, MONTREAL

Branch Office: **10 King Street East, TORONTO**

50 Offices connected by Private Wire.

Temporary Loans

Temporary loans during the year were made from the chartered banks in Canada and others by the issue of treasury bills amounting to $214,121,250. To this amount should be added $75,110,000 outstanding on March 31, 1918, making a total of $289,231,250 of which $215,411,250 has been repaid, leaving outstanding on the 31st March, 1919, an amount of $73,820,000.

War Expenditures

The expenditure on war account to the 31st March, 1919, amounted to $446,519,439. This amount was disbursed by the various departments and commissions as follows: Agriculture, $478,951; Auditor-General, $61,855; Board of Pension Commissioners, $76,048; Canada Food Board, $527,650; Canada Registration Board, $655,594; Canadian Munition Resources Commission, $57,195; Canadian Trade Commission, $12,044; Civil Service Commission, $3,579; Commission of Conservation, $3,035; Customs, $445,030; Dominion Police, $400,804; External Affairs, $244,543; Finance, $128,081; Governor-General's secretary, $9,353; Halifax Relief Commission, $7,000,000; Housing Committee, $1,735; Immigration and Colonization, $179,165; Indian Affairs, $283,272; Inland Revenue, $48,910; Insurance Department, $3,444; Interior, $279,447; Justice, $3,372,651; Labor, $87,787; Legislation, $13,517; Marine, $19,603,994; Militia and Defence, $377,120,137; Mines, $30,776; Mounted Police, $15,600; National Service Commission, $117; Naval Service, $11,298,999; News Print Commission, $55,026; Penitentiaries, $165; Privy Council, $14,066; Power Control Committee, $1,753; Paper Control Tribunal, $3,071; Public Archives, $21,704; Public Information, $82,251; Public Printing and Stationery, $133,256; Public Works, $9,021,974; Post Office, $813,484; Railways and Canals, $625,523; Reconstruction at Halifax, $335,384; Repatriation and Employment Committee, $129,407; Reconstruction and Development Commission, $9,796; Secretary of State, $72,052; Soldiers' Civil Re-Establishment, $11,831,232; Soldiers' Settlement Board, $3,800; Sub-Committee of Labor (Privy Council), $3,773; Trade and Commerce, $359,487; Trade and Commerce (purchase of pig iron), $489,787; War Committee, $3,439; War Purchasing Commission, $65,670; total, $446,519,439.

Guaranteed Securities

The list of securities guaranteed by the Dominion is as follows:—

1. The Canadian Northern Railway Co., Cap. 7, Edward VII (1903).

The guarantee is for the principal of £1,923,287 sterling, and interest thereon at the rate of 3 per cent. per annum for fifty years:—

2. The Canadian Northern Railway Co., Cap. 11, 7-8 Edward VII (1908).

The guarantee is for the principal of £1,622,586, 19s. 9d. sterling debenture stock and interest thereon at the rate of 3½ per cent. per annum for fifty years from July 20, 1908, interest payable half yearly.

3. The Canadian Northern Ontario Railway Co., Chapter 6, 1-2 George V (1911).

The guarantee is for the principal of £7,350,000 sterling debenture stock and interest thereon at the rate of 3½ per cent. per annum for fifty years from May 19, 1911, interest payable half yearly.

4. The Canadian Northern Alberta Railway Co., Chapter 6, 9-10, Edward VII (1910) as amended by Chapter 8, 2 George V (1912).

The guarantee is for the principal of £647,260, 5s. 6d. sterling debenture stock and interest thereon at the rate of 3½ per cent. per annum for fifty years from May 4, 1910, interest payable half yearly.

5. The Grand Trunk Pacific Railway Co., Chapter 98, Acts of 1905.

The guarantee is for 3 per cent. bonds of the railway company to an amount equal to 75 per cent. of the cost of construction of the western division of the National Transcontinental Railway but not exceeding $13,000 per mile in respect of the prairie section of the said railway. The amount of bonds issued and guaranteed is £7,200,000, of which £3,200,000 were issued in 1905, £2,000,000 in 1909, and £2,000,000 in 1910.

The balance, £6,800,000, of the issue of £14,000,000 authorized by the above Acts to be guaranteed by the Dominion, has been purchased under authority of Chapter 24, 3-4 George V (1913) "The Grand Trunk Pacific Railway Bond Purchase Act."

The purchases by fiscal years were:—

During fiscal year 1912-13	£ 2,287,700
During fiscal year 1913-14	2,645,000
During fiscal year 1914-15	1,867,300
	£ 6,800,000

6. The Canadian Northern Alberta Railway Co., Chapter 7, 2 George V (1912).

The guarantee is for the principal of £733,561 12s. 10d. sterling debenture stock and interest thereon at the rate of 3½ per cent. per annum for fifty years, from April 1, 1912, interest payable half yearly.

7. By "The Canadian Northern Railway Guarantee Act, 1914."

Authority is given the Dominion to guarantee the securities of the Canadian Northern Railway Co., to an amount not exceeding $45,000,000 together with interest thereon at the rate of 4 per cent. per annum. £3,500,000 of these securities have been sold and a portion of the remainder has been pledged for the purpose set out in the Act.

8. By "The Grand Trunk Pacific Guarantee Act, 1914."

Authority is given the Dominion to guarantee the securities of the Grand Trunk Pacific Railway Co., to an amount not exceeding $16,000,000 together with interest thereon at the rate of 4 per cent. per annum. £655,600 of these securities have been sold and $7,500,000 pledged against an advance by the Dominion government of an issue of Dominion notes to the amount of $6,000,000.

Dominion Notes

The circulation of Dominion notes stood at $289,258,697 on March 31, 1919, being an increase over the circulation at the close of last year of $38,459,836. During the same time the gold held by the receiver general for redemption of notes increased from $119,941,748 to $122,227,367.

THE ORGANIZED FARMER IN BUSINESS

Business activities of the organized farmers in western Canada continue to increase. United Grain Growers, Ltd., who now have 35,000 shareholders, showed a profit on their last year's operations for the financial year ending August 31st, 1919, of slightly over $140,000. This amount, while less than in previous years, is considered satisfactory because of the small crop of 1918 and the consequently reduced volume of business passing through the company's hands. An interesting feature of the business of United Grain Growers, Ltd., is the increasing amount of business handled through subsidiary companies. Two years ago United Grain Growers Securities Co., Ltd., was started with a single department—a land department—for the purpose of selling lands and especially improved farms for owners. A land appraisal department was shortly added, and, on account of the company's widespread organization, it was able to offer the only land appraisal service covering the west. This feature of their business has been largely used by mortgage companies and other investors, especially non-residents and owners interested in western lands.

A mortgage department is now announced for the placing of farm loans. The same facilities that enabled the land department to achieve rapid success will probably also be found useful in developing the farm loan business. Certainly this organization should have the requisite knowledge of underlying conditions to enable it to place such loans to the safety and satisfaction of investors.

British Columbia

Province of Vast Resources

THE finances of the Province have been restored to a sound condition, current expenditure is being kept within revenue, and borrowing is restricted to absolutely necessary capital expenditures of a reproductive nature or in connection with assistance to returned men to re-establish themselves in civil life.

Revenue for the fiscal year ending March 31st, 1918, exceeded expenditure by $493,201, and when the Public Accounts for 1918-1919 are presented to the Legislature it is expected a credit balance will be disclosed.

Capital assets, exclusive of natural resources, exceed liabilities by approximately $17,000,000. In addition, the Province possesses the following unpledged assets:—

Prime agricultural lands open for settlement, acres, 50,000,000. Timber lands of saw material, board feet, 349,568,000,000. Coal lands, tons, 83,828,523,000.

LUMBER

The forests of the Province vie with its mines for first place in the splendid array of its natural resources, and furnish about one-fourth of the Province's revenue. In the Queen Charlotte Islands alone is a stand of twenty-three billion feet of sitka spruce. With the application of modern methods of protection and reforestation, these are practically inexhaustible, and the demand is an increasing one. Forest production in 1918, including paper and pulp, was valued at $54,162,523, an increase of 12 per cent. over the previous year.

MINING

The mineral output for 1918 was valued at $41,083,093, an increase of 11 per cent. over that of 1917. There is considerable activity in mining throughout the Province, and a great deal of prospecting and development work is being done as a result of the passage of the Mineral Survey and Development Act. Diamond drilling, carried on by the Department of Mines, shows a growing tonnage of iron ore, and investigations are still in progress under the direction of Doctor Stansfield, to establish the commercial possibilities of electrical smelting as applied to the development of British Columbia's iron deposits.

FISHERIES

For many years British Columbia has led the Dominion in the value of fishery products. The value of all the fish caught in 1918 was $21,518,495, an increase of 40½ per cent. over 1917, and representing 41.13 per cent. of the total value of all Canadian fisheries. This includes the products of the whaling industry, which has been prosecuted vigorously during the past few seasons on the West Coast of Vancouver Island and the Queen Charlotte Islands. Last season's catch of halibut amounted to eighteen million pounds in weight.

AGRICULTURE

Agricultural pursuits are carried out actively in many parts of the Province, and in 1918 the total value of farm production was $49,543,008, an increase of 31½ per cent. over the year before. Mixed farming, stock-raising, dairying, fruit-growing, poultry raising and market gardening are conducted successfully. British Columbia's fruits have won the highest awards at all exhibitions, both on this continent and in Europe. Systematic plans are being carried out by the Land Settlement Board for the opening up of fine agricultural areas, and in this connection a large number of soldiers are being established in community settlements.

INDUSTRIAL

To all manufacturers British Columbia offers very great opportunities, having illimitable supplies of all raw materials. Iron ore exists in large bodies, and in most cases close to power and transportation. An abundance of water power readily convertible into electric power is available at numerous points throughout the province. The utilization of the immense iron deposits of the Province appears to be an early possibility, and the establishment of steel mills and steel shipbuilding plants is under consideration. Wooden shipbuilding has been in progress for the past two years, and the vessels already constructed are operating successfully. The sawmill industry has been long established and continues to expand with the growing demand for British Columbia timber.

For any particulars address

Bureau of Information,
VICTORIA, B.C.

or

Hon. John Hart,
Minister of Finance, VICTORIA, B.C.

Canadian Railway Developments During 1919

Unification of Government Lines, After Canadian Northern Had Been Operated Separately—Are Drayton-Acworth Recommendations Being Carried Out?—The Grand Trunk Pacific Default Leading Up to the Arrangement to Buy Whole Grand Trunk System.

By W. T. JACKMAN, M.A.

PERHAPS no such eventful year as 1919 has been known in our railway history since the year when the Canadian Pacific completed its span across the continent and united the Pacific with the Atlantic across the great unknown wilderness and prairie. From that day to this the lure of the west has been the same for railway builders as for individuals desirous of making new homes for themselves; and it was this prevalent desire of the railways to reach the great granary of the west and bring its products to the east that has been the cause of much of the railway trouble which we have had in the past five years. When to this we add the ever-present incentive on the part of the railways to widen the extent of the market and to convey the traffic that is handled by them over as long a haul as possible, we touch the fundamental causes which have led to the construction of the three transcontinental railways and the present financial embarrassment of two of these systems.

Leaving aside the strong Canadian Pacific Railway, which has come through the war period with the accomplishment of great service and with no other changes during 1919 than a few minor changes in personnel, we turn our attention to the Canadian National Railways, the Grand Trunk Pacific and the Grand Trunk Railway System. These we shall consider in turn.

The Canadian Northern

When the Canadian Northern Railway Company was taken over by the government, on October 1st, 1917, the former operating staff was maintained, but the system was operated under a new board of directors appointed by the government. This system, the majority stock of which was owned by the government, was run as a distinct and separate entity apart from the Canadian government railways, so that we had the anomalous condition of the two different methods of operation of railways which were owned by the Dominion government. The Canadian government railways were operated directly for the government by the Department of Railways and Canals, while the Canadian Northern, which was also owned by the government, was operated by a general manager acting under a board of directors chosen by the government. That such a situation could continue indefinitely was inconceivable, and, in fact, it was not expected. It was anticipated that soon after the acquisition of the Canadian Northern Railway system the railways then included in the Canadian government railways would be merged in management with the Canadian Northern so as to permit the greatest economy of operation.

Unification of Government Lines

Something similar to this had been recommended in the Drayton-Acworth report of 1917 and was put into effect in November, 1918, but it was not till the present year (1919) that the consummation of this plan was effected by the passage of "An Act to incorporate Canadian National Railway Company and respecting Canadian National Railways," which became law on June 6th, 1919. The purpose of this Act was to consolidate all the constituent and subsidiary companies comprised in the Canadian Northern system and to provide for the operation of this system with the Canadian government railways as a national railway system, under the name of the "Canadian National Railway Company." By this legislation, therefore, all the railways which were owned or acquired by the government were consolidated into one operating unit, the purpose being to eliminate the wastes due to competitive operation of the formerly separate properties and, if possible, change the annual deficit resulting from the operation of each of these railways into a surplus for the whole.

It was the repeated affirmation of the Drayton-Acworth report of 1917 that when the government should acquire the Canadian Northern, the Grand Trunk and the Grand Trunk Pacific Railway these roads should be managed by a self-perpetuating board of directors or trustees, constituted as a railway company, and absolutely free from any political interference. That report attached "very great importance to this point that the Board of Trustees should be a permanent self-perpetuating body," and the tenure of office of these trustees was recommended to be the same as that of judges of the Supreme Court, with slight exceptions. The government has been proclaiming constantly its adherence to this report in all its actions, but it would seem to be clearly at variance with that report in the organization of this company; for example, note the following terms of the Act:—

1st.—The number of directors is to be not less than five nor more than fifteen. But the report called for only five.

2nd.—The directors are to hold office from one annual meeting to another, or until their successors are appointed, unless removed by the Governor-in-Council for cause. Upon any vacancy occurring, the Governor-in-Council may fill the vacancy by the appointment of a successor. On the other hand, the report called for a "permanent self-perpetuating" board; and even the original trustees were to be given a tenure of office ranging from three to seven years, while all subsequent appointments of trustees should be for a fixed period of seven years.

But we need not go further in elaborating these differences. A careful study of the Act in its entirety reveals radical departures from the recommendations of the Railway Inquiry Commission of 1916-17, with the relative merits of which we are not concerned here. However, we cannot leave the public with the impression that this new company, in its management of the works entrusted to it, is necessarily going to have absolute freedom from political interference in working out a business administration of these properties. The fact that there is opportunity for the appointment of as many as fifteen directors indicates that this may be used to ensure political interests in a good many constituencies. The annual tenure of office of the directors may be nothing more than a device to safeguard, conserve or promote the political interests of the party in power, in ways which are already too well known to the people of this country.

Not Free From Government Influence

But lest it should be said that we are laying too much stress upon the aforementioned terms of the Act, perhaps we may be permitted to refer also to sections eleven and twenty-three of the Act. By the former (section 11), authority is given to the Governor-in-Council to entrust to the Canadian National Railway Company the management and operation of any railway lines or other works which are now or in future may be vested in his Majesty, under such terms and conditions as may be determined; "such management and operation to continue during the pleasure of the Governor-in-Council, and to be subject to termination or variation from time to time in whole or in part by the Governor-in-Council." Is there any person so unsophisticated as to interpret this to mean that the company is to be absolutely free from political or governmental interference? If so, he has yet to learn the ways of government. In section 23 of the Act it is provided that "with the approval of the Governor-in-Council and upon any location sanctioned by the Minister of Railways and Canals, the com-

THROUGHOUT THE WEST

Farm Land Mortgages

Farm Land Appraisals

IN farm land appraisals, United Grain Growers Securities Company offer the only service that covers the West. No other company can even attempt what this company, because of its wide spread organization is able to do. Our appraisal service has been used by the Soldiers' Settlement Board, by Mortgage Companies, and other large investors, and by administrators of Estates.

INVESTMENT OPPORTUNITIES

Well selected farm mortgages in Western Canada combine high rate and good security to an exceptional degree, and with the steady advance of land prices, the security is constantly increasing. We offer investors a special service in selecting loans of the highest class. To Insurance and Trust Companies and other investors able to place a large amount in the West, our service is especially valuable, as the money can be placed over a wide range of territory and under different conditions. In addition to the ordinary smaller loans, we can place money in amounts of ten to twenty-five thousand dollars on large properties.

United Grain Growers Securities Company is a Subsidiary Company, owned and operated by United Grain Growers, Limited, a business organization of thirty-five thousand farmer shareholders. The reputation of the parent company for sound business and fair dealing is established in every corner of Western Canada. The Securities Company enjoys all the facilities for business of the parent organization.

Write for information.

UNITED GRAIN GROWERS SECURITIES COMPANY LTD.

The Organized Farmer in Business

WINNIPEG **CALGARY**

pany may from time to time construct and operate railway lines . . . in respect to the construction whereof . . . parliament may hereafter authorize the necessary expenditure, or the guarantee of an issue of the Company's securities." In other words, the extension of railway facilities depends henceforth upon the approval of parliament. This, of course, is simply a continuation of the conditions which have prevailed hitherto; the extensions of railway lines are not necessarily going to be made according to the needs of communities, but may be made in accordance with their power to influence votes for the government or as the result of political pressure upon the government.

Do these provisions of the Act, and others which we might mention, indicate that the Canadian National Railway Company is to be divorced from politics? Let him who dare answer in the affirmative. Section after section of the incorporating statute affirms that the Governor-in-Council has direct control over nearly every phase of the company's business, and that the company is really the creature of the government. In saying this, we are not declaring that the principles involved are not correct, for it would seem to be the essence of democracy that what the people own should be under the immediate control of the government of the day. But we do say that the much-vaunted adherence of the government to the suggestions embodied in the Drayton-Acworth report is a blind held before the eyes of the Canadian public to obscure the real nature of this transaction.

This Act has not yet become effective, on account of the fact that the board of directors has not yet been named and the head office of the company has not been determined.

The Grand Trunk Pacific.

The situation of the Grand Trunk Pacific Railway has also been entirely altered during the year 1919. For several years this company had been receiving government advances amounting to $7,500,000 to $8,000,000 annually to enable it to carry on, for the revenues of the road and its insufficient branch lines were not enough to pay even the operating expenses, much less the fixed charges. Even with the increased rates which had been allowed to all the railways, this road was unable to make its revenues measure up to the amount of its expenditures. In the early part of the year negotiations were continuing between the government and the Grand Trunk Railway Company in London looking toward the acquisition of the company's property by the government; but while these negotiations were in progress a critical situation developed in connection with the Grand Trunk Pacific, and on March 4th the government was notified that this railway could not continue its operations after about March 10th, when its funds would be exhausted. The government did not want to ask parliament to provide further funds for the railway so long as the negotiations with the Grand Trunk remained in an unsatisfactory condition; and in order that the operation of the road might not be discontinued, to the injury of many interests, the Grand Trunk Pacific was placed, on March 7th, in the hands of the Minister of Railways and Canals as receiver. The officials of the company from that time onward continued the operation of the system under instructions from the receiver.

Grand Trunk Is Latest Deal

But the position of the Grand Trunk Railway System has given the greatest concern. As we have mentioned already, efforts had been made to take over this system and add it to the other lines that were in the hands of the government, but the outcome was unsatisfactory. The government had offered to take the assets and assume the liabilities of both the Grand Trunk Pacific and the Grand Trunk and to make an annual payment (in the way of a long-term rental) for the same amounting to $2,500,000 for the first three years, $3,000,000 for the succeeding five years, and $3,600,000 annually thereafter. If these terms were refused the government offered to submit the question of payment to a board of arbitration. This offer was made on July 11, 1918. The Grand Trunk directorate in London declined to accept these terms and on August 8, 1918, submitted their final terms, namely, that the government should pay the annual sum of £977,000 (the net earnings of the Grand Trunk Railway System for 1913, the last normal year before the war) and leave to arbitration what further sum, if any, the shareholders were entitled to, due to the prospective value of the undertaking as a result of the development of the Dominion. As an alternative, it was suggested that the shareholders should receive annually £1,163,000 without arbitration.

The whole question dragged on until the matter became acute after the Grand Trunk Pacific receivership. The Grand Trunk was no longer in a position to dictate terms, because if the government should have held it responsible for its obligations regarding the Grand Trunk Pacific, the Grand Trunk would have been unable to meet these obligations and would have been forced into insolvency. On the other hand, the government was anxious to add the lines of the Grand Trunk in the east to the lines it already owned in order, ostensibly, to complete its system and round it out so as to enable it to compete on even terms with the Canadian Pacific. Finally, in the closing days of the session of parliament called to ratify the Peace Treaty, and after this work had been concluded and the majority of the members had left for their homes, the Bill for the acquisition of the Grand Trunk was brought into parliament.

Terms For Grand Trunk Purchase

The more important provisions of the measure may be briefly summarized as follows: The government is to regard the guaranteed stock, which bears 4 per cent. interest perpetually, as an obligation the same as the debenture stock upon which interest is due perpetually. The interest on these two kinds of stock is to be a permanent charge against the revenues of the road. The value of the first, second and third preference stocks and the common stock is to be determined by a board of arbitration and when the amount of the award is known the holders of these stocks, upon surrendering them to the government, will receive new guaranteed stock, bearing interest at 4 per cent., to the amount of the award. All the outstanding stock will be deprived of voting power. When the government acquires the preference and common stocks, the management of the Grand Trunk will be unified with that of the Canadian National Railways so that these will all be made to work in harmony and, as nearly as possible, as one system in the public interest. At any time after thirty years the government may call in and purchase any or all of the guaranteed stock then outstanding, but the interest on the debenture stock is a permanent charge against the operating revenues.

Heavy Obligations Assumed

By taking over the Grand Trunk the government assumes a capital obligation of about $400,000,000 and annual charges of $20,000,000. By the acquisition of the Grand Trunk Pacific the capital obligations will be increased by about $300,000,000 and the annual expenses by at least $8,000,000. Before the issuance of the last loan, in October, 1919, the national debt of the country stood in round numbers at $2,000,000,000; and by this legislation which has been put through by the government at Ottawa there will be an increase of that debt by one-third or more. This will be the result as soon as the Grand Trunk shareholders shall have accepted the agreement which is the basis of this legislation. It seems inconceivable that the government of the day, in the face of the enormous war debt, which is constantly increasing and which must entail stupendous expenditures for long years to come, should be able to view with equanimity this huge piling up of debt. It is urged by the government that there is nothing else that could be done in the face of the existing railway situation Such a plea is the refuge of the weak—of those who do not want to face the issue squarely, or of those whose horizon is too narrow to do anything but yield to such fatalism. It is not the attitude of those who are doing the greatest service to their country. It is not the attitude of the great captains of industry in meeting the large issues of the business world. To be confronted with problems of vast complexity and difficulty is to such men the occasion for showing still greater judgment and eliciting more profound thought.

DIVIDENDS AND NOTICES

DOMINION TEXTILE COMPANY, LIMITED

NOTICE OF DIVIDEND

A dividend of one and three-quarters per cent. (1¾%) on the Preferred Stock of the **Dominion Textile Company, Limited,** has been declared for the quarter ending 31st December, 1919, payable **January 15th, 1920,** to shareholders of record, **December 31st, 1919.**

By Order of the Board.

JAS. H. WEBB, Secretary-Treasurer.

Montreal, 15th December, 1919. 42

THE MERCHANTS BANK OF CANADA

QUARTERLY DIVIDEND

Notice is hereby given that a dividend of **Three** per cent. for the current quarter, being at the rate of **Twelve** per cent. per annum, upon the Paid-up Capital Stock of this Institution, has been declared, and will be payable at its Banking House in this city and at its Branches on and after the 2nd day of February next to Shareholders of record at the close of business on the 15th day of January.

By Order of the Board.

D. C. MACAROW,
General Manager.

Montreal, 23rd December, 1919. 51

DOMINION POWER & TRANSMISSION CO., LTD.

Notice is hereby given that Dividend No. 41 at the rate of seven per cent. (7%) per annum on the Cumulative Preference Stock of this Company has been declared for the half year ending December 31st, 1919, and that the same is payable on January 15th, 1920, to Shareholders on record on the 31st day of December, 1919.

The transfer books for the Preference Stock of the Company will be closed from the 2nd day of January, 1920, to the 15th day of January, 1920, both dates inclusive.

By Order of the Board of Directors.

WM. C. HAWKINS,
Secretary.

Hamilton, Ont., 30th December, 1919. 52

Vancouver Financial Broker

Wishing to represent a Fire Insurance Company as General Agent for British Columbia, British Company preferred, can guarantee premium income first year of fifteen thousand dollars with substantial increase each year.

Apply Box 263, MONETARY TIMES - TORONTO

Announcement

On and after February 1st, 1920 we will be located in our new offices in the

Canada Trust Building
14 King Street East

Anderson, Robinson & Co.

GOVERNMENT, MUNICIPAL
And CORPORATION BONDS

Bank of Hamilton Bldg. TORONTO, CANADA

DEBENTURES FOR SALE

CITY OF EDMONTON, ALTA.

Notice is hereby given that in view of the adverse financial market conditions, the city will not exercise its option as stated in a former notice to take up the following debentures:—

Issued Under By-Law.	Series.	Maturity.	Next Interest Due Date.
683	A	July 1, 1920	Jan. 1st, 1920
684	B	July 1, 1920	Jan. 1st, 1920
700 & 3 1918	C	July 3, 1922	Jan. 3rd, 1920
27 1918	F	July 15, 1923	Jan. 15th, 1920
2 1919	G	Feb. 15, 1924	Feb. 15th, 1920

F. BARNHOUSE,
City Treasurer.

34

The total customs revenue of the Dominion for the year 1919 amounted to $169,071,034, or an increase of $14,345,623 over 1918, when it totalled $154,725,411. The statement covering the first nine months of the fiscal year, which also ended December 31st, 1919, shows an increase of $10,932,657 over a similar period in 1918. For the nine-month period the total customs receipts were $130,288,220, while in 1918 they were $119,355,563. December receipts in 1919 were $15,836,007 and in 1918 they were $11,932,855.

FINANCIAL RELATIONS WITH GREAT BRITAIN

For Present, at Least, Canada Is Regarded as a Lender Rather Than a Borrower—Exchange Reduces Britain's Imports

By C. Cambie

THE British Empire is now setting herself to the task of reconstruction after the marvellous effort she put forth in the war. It is a task second only in importance to the work accomplished on the battlefields, and one that calls for the highest degree of political and financial statesmanship.

Great Britain, from the pre-eminent position she occupies in the economics of Europe and as a leading factor in the rehabilitation of the war-exhausted nations, has much to do before Europe regains her pre-war prosperity, but she is assisted in her task by the way the overseas Dominions are grappling with their own problems. Especially gratifying, for instance, has been the splendid response which the people of Canada have made to the Dominion's call for money, and the great success of the last Victory Loan roused much pleasing comment in the United Kingdom. It is now recognized that Canada can pay her own way, and her financial stability, exemplified in the successful handling of her war finances and burdens, have added considerably to her prestige, both national and financial.

New Regard for Canada

Indeed, the Dominion is now looked upon as a lender instead of a borrower, with the added responsibilities which that position entails. Coupled with this fact is the adverse sterling exchange, and some considerable time must elapse before Canadian securities can be advantageously placed on the British market. With the removal, in March last, of the control of the United States exchange, prices of dollar securities in this market automatically increased with the shrinkage in the value of the pound sterling, and as a result they have been purchased in increasing amounts and sent out of the country. It is also evident that many holders of securities have changed their registration so that they will be benefited by obtaining their dividends in dollars instead of in sterling.

British Consumers Pay Heavily

The adverse exchange and the cessation of war orders have also had a lowering effect on imports from Canada and other countries, although, in such essential commodities as food, imports must continue, the increase in price due to the lower value of sterling being borne by the already overburdened consumer. The purchases by the United Kingdom of Canadian products have, in the main, been financed by credits established by the Canadian banks and the Canadian government and by borrowings in the United States, and the resultant trade between the United Kingdom and Canada is, of course, now much reduced, and will so continue until conditions again become normal.

Amalgamations for Banking and Trade

The restrictions in trade which had been in force during the war were, generally speaking, continued until five or six months after the armistice. These, with the control which the government assumed for the importation of food products, lessened to a considerable extent the activities in general trade, and, in consequence, the transactions which in pre-war days were accustomed to be handled by the banks. With the removal of some of these restrictions during the last six months, however, and with greater production and the more general activity in shipments, there has been evidence that the banks are regaining their pre-war trade activities. Not only so, but in the big industrial and economic developments which are already in sight, they will take an increasingly prominent part, and, in this connection, it is interesting to note that during the year a number of amalgamations have been made between the London, Provincial, Scotch and overseas banks. While there may have been some criticism of the consequent decrease in the number of independent banking institutions, the combinations have not only strengthened the financial position of the banks, but have materially increased the efficiency of the banking machinery.

Supported by Investors

This tendency to concentration is equally marked in other commercial spheres. Many large industrial concerns have amalgamated, or are in process of amalgamation, and several of the well-known insurance companies have also combined forces. That the investing public are not out of sympathy with this tendency, which is world-wide, is exemplified in the remarkable response that continues to be made to the big flotations that are appearing daily on the British market. In most cases these issues have been over-subscribed, and, whatever the general situation in Europe may be, there is ample evidence that there is much money available in the United Kingdom for investment in sound securities of this nature.

In the increasingly extensive role which the banks are taking in the development of trade and commerce, the Canadian banks in London are taking a part fully commensurate with the important position the Dominion occupies in this, the heart of the empire and the centre of the world's money market.

GOVERNMENT BANKING INSTITUTIONS

Funds Used in Financing Dominion—Amounts on Deposit in Post-Office Savings Banks and in Dominion Government Savings Banks Decreased During 1919

ALMOST $50,000,000 is kept on deposit in the post-office savings banks and in the Dominion government savings banks, both of which are operated by the Dominion government. The former has excellent facilities for securing deposits, as every post-office throughout the Dominion is a branch. Interest is paid on deposits. The Dominion government savings banks have branches in Winnipeg, Man.; Victoria, B.C.; Charlottetown, P.E.I.; Newcastle and St. John, N.B., and in Barrington, Guysboro', Halifax, Kentville, Lunenburg, Port Hood and Sherbrooke, N.S. While these government depositories have appealed to classes, especially foreigners, who have not confidence in private banking institutions, yet they have been losing ground for some time past. The money deposited is used in financing the Dominion government, and, therefore, is treated as a liability.

Deposits and Withdrawals

The following figures show the trend in the accounts for some months past:—

Post-Office Savings Banks

1919.	Deposits during month.	Withdrawals during month.	Balance at end of month.
January	$1,117,194	$1,109,840	$41,370,405
February	776,237	1,445,347	40,738,913
March	953,229	1,212,329	41,654,960
April	918,146	1,663,804	40,950,513
May	763,039	1,909,835	40,037,950
June	763,472	1,318,241	39,547,520
July	807,142	1,338,330	39,070,422
August	919,568	1,656,354	38,388,667

Dominion Government Savings Banks

1919.	Deposits during month.	Withdrawals during month.	Balance at end of month.
April	$ 243,695	$ 275,980	$11,369,978
May	239,841	488,109	11,121,710
June	235,294	196,685	11,160,319
July	231,721	206,087	11,185,953
August	182,363	210,475	11,157,841
September	200,510	227,298	11,131,053

BANKERS BOND COMPANY
TORONTO LIMITED ONTARIO

60 KING STREET WEST



Lack of time and the difficulty of ascertaining the essential facts prove a stumbling block to many an investor who finds himself unable to discriminate between a sound and an unsound investment.

The closest scrutiny has been exercised upon every security recommended by our House, and the same facilities for investigation are gladly offered to anyone in connection with any securities which he may possess, or any investment he may have in contemplation.

J. P. WATSON,
President

HAROLD A. GREENE,
Vice-President

BANKERS BOND COMPANY
TORONTO LIMITED ONTARIO

60 KING STREET WEST



Lack of time and the difficulty of ascertaining the essential facts prove a stumbling block to many an investor who finds himself unable to discriminate between a sound and an unsound investment.

The closest scrutiny has been exercised upon every security recommended by our House, and the same facilities for investigation are gladly offered to anyone in connection with any securities which he may possess, or any investment he may have in contemplation.

J. P. WATSON,
President

HAROLD A. GREENE,
Vice-President

Loan Companies Position Maintained

Look for Renewal of British Investments in Canada—Debentures Outstanding Have Declined Since 1915—Loan Company Deposits Represent Years of Savings, While Bank Funds Return Almost At Once.

By GEORGE H. SMITH.

FOR many years, prior to the financial disarrangement caused by the world war, Great Britain had been the chief source from which our Canadian land mortgage companies obtained the moneys which they re-loaned on the security of Canadian farms, dwellings and other productive real estate. Previous to 1875 the companies then in existence had been dependent upon the comparatively limited amount invested in their capital stock and the savings of their depositors. In that year the Canada Permanent blazed the trail to the British market by establishing an agency in Edinburgh for the sale of its debentures. It was found that this class of security, based upon old mother earth, appealed strongly to the canny Scot and almost immediately money began to regularly flow to Canada from this source, with most beneficent results to the Canadian people.

The rates of interest which, owing to the previous limited supply of loanable funds, had been very high, were gradually reduced till our farmers and home-owners could obtain a small loan at a lesser rate than our government now has to pay on its Victory Loan and other bonds. At the end of 1913 the companies reporting to the Ontario government had outstanding obligations payable in Great Britain to the large amount of $76,719,734. At the same date their debentures payable in Canada amounted to $20,763,346, and the aggregate of their deposits was $22,203,211.

War Restricted Supply of Funds

The requirements of the British government for the prosecution of the war naturally restricted the investment of money in this as well as other securities outside the United Kingdom, but even in the early years of the war there was a further increase in the amount of British money entrusted to these companies, which at the end of 1915 stood at $78,065,643.

During the years which followed these figures underwent a very considerable reduction. Unfortunately, the government has not made available the returns later than the close of 1917, but at that date the aggregate was $68,985,492, a net decrease of more than nine million dollars. It must be remembered, however, that these debentures are issued for terms not exceeding five years, and that, consequently, not less than one-fifth of the total amount becomes due each year. It will, therefore, be seen that out of about forty million dollars which might have been withdrawn in those two years, more than thirty million dollars were either renewed or re-invested. Taking into consideration the very attractive investments available at home, and the natural appeal to a patriotic people of the British war loans, the foregoing fact bears most eloquent testimony to the high place the debentures of our old-established land mortgage companies hold in the esteem of the most conservative investors in the world.

Reductions Continued Up to Present

In 1918 and 1919 a further reduction in the aggregate has taken place but when the figures are available it will be found that it has not been as great as in the previous two years. In 1919, I am aware that some companies have renewed or replaced nearly the total amount which became due. There is no doubt that the tide has turned and that at an early date the steady flow of funds from Britain would again set in if the dam of an abnormal exchange rate could in some way be removed. With the present serious depreciation of the pound sterling the importation of British money is impossible, but in the meantime the companies can reasonably expect to maintain their obligations to the British investors at about their present level.

On the other hand, the money obtained from Canadian investors in their debentures, and from depositors, has considerably increased. At the close of 1917 the debentures payable in Canada amounted to $26,537,539, and the deposits had increased to $27,029,777. The latter amount would no doubt have shown a further marked expansion in the past two years but for the very large withdrawals for investment in the two Victory Loans issued by the Canadian government in 1918 and 1919.

Savings Accumulate Slowly

The deposits with the loan companies are the accumulated savings, often of many years, and when withdrawn for investment do not immediately return to the companies, as is the case with the commercial deposits of the banks, but have again to go through the slow process of saving and accumulation. However, there is encouragement in the fact that, notwithstanding the many circumstances tending to a lessening in the volume of money available from this and the other sources referred to, the aggregate has been so well maintained. The honorable record and splendid reputation of the old-established companies which for from forty to seventy years have continued the conservative methods adopted at their institution have stood them in good stead in these difficult years. In the reconstruction period there can be no doubt they will maintain the position they have so long occupied and, in the future as in the past, fill a most important place in the development of our great Dominion.

LARGE COMPANIES FORMED IN 1919

Numerous Incorporations Indicate Preparations for Business Expansion—Several Have Capital of $10,000,000 and Over

AN unusually large number of companies have been incorporated in Canada this year under Dominion and provincial charters. The growth of large-scale production is also indicated by the number with capital of $1,000,000 and over. The following list, giving the location of the head office and the capital, has been compiled by *The Monetary Times*:—

Belleville, Ont.—Teco Co., Ltd., $1,000,000.
Walkerville, Ont.—Peabodys, Ltd., $1,500,000.
Galt, Ont.—Stauffer-Dobbie, Ltd., $1,000,000.
Morrisburg, Ont.—Handley-Page, Ltd., $2,500,000.
Chicoutimi, Que.—Saguenay Power Co., $3,000,000.
Bear River, N.S.—Clarke Brothers, Ltd., $1,500,000.
The Pas, Sask.—Finger Lumber Co., Ltd., $1,000,000.
Quebec, Que.—Rock City Tobacco Co., Ltd., $2,500,000.
Eyremore, Alta.—Kleenbirn Collieries, Ltd., $1,000,000.
Windsor, Ont.—Border Cities' Hotel Co., Ltd., $1,000,000.
Sudbury, Ont.—White Rock Mining Co., Ltd., $1,000,000.
Cornwall, Ont.—Triangle Silver Mines, Ltd., $2,000,000.
Halifax, N.S.—Robert Simpson Eastern, Ltd., $2,500,000.
St. Mary's, Ont.—St. Mary's Cement Co., Ltd., $3,000,000.

Fort William, Ont.—Great Lakes Paper Co., Ltd., $8,000,000.

Chatham, Ont.—Crawford Skead Gold Mines, Ltd., $1,000,000.

Edmonton, Alta.—Oliphant-Munson Collieries, Ltd., $3,000,000.

Trois Rivieres, Que.—Three Rivers Realties Co., $1,000,000.

Sarnia, Ont.—Roberts Automatic Connector Co., Ltd., $1,000,000.

Goderich, Ont.—The Lake Huron Steel Corporation, Ltd., $15,000,000.

Coleman, Alta.—International Coal and Coke Co., Ltd., $3,000,000.

Calgary, Alta.—Canadian Western Steel Corporation, Ltd., $2,000,000; Davis Dabro Farm and Ranch Co., Ltd., $1,500,000.

Terrebonne, Que.—Terrebonne Electric Power and Steel, Ltd., $2,000,000.

New Toronto, Ont.—Goodyear Tire and Rubber Co. of Canada, Ltd., $30,000,000.

New Liskeard, Ont.—Premier Gold Mining and Explorations Co., Ltd., $2,000,000.

Peterboro', Ont.—Stickney Motors, Ltd., $1,500,000; the Dickson Co., Ltd., $1,000,000.

Ottawa, Ont.—Standard Paving, Ltd., $2,000,000; Gould Allied Mines, Ltd., $2,000,000.

Oshawa, Ont.—Parkwood Securities, Ltd., $6,000,000; Melrose Securities, Ltd., $3,000,000.

St. Boniface, Man.—Farmers' Packing Co., Ltd., $1,500,000; Western Wheel and Foundries, Ltd., $2,000,000.

Sherbrooke, Que.—Canadian Peerless Jewellery Co., Ltd., $1,000,000; Canadian Connecticut Cotton Mills, Ltd., $6,500,000.

Vancouver, B.C.—Woodward's, Ltd., $1,000,000; Canadian Western Steamships, Ltd., $2,000,000; Vancouver Steamship Co., $2,000,000.

Haileybury, Ont.—Honer-Kirkland Gold Mines, Ltd., $2,000,000; Prospectors Development Co., Ltd., $2,000,000; Ivanhoe-Boston Gold Mines, Ltd., $2,000,000.

Hamilton, Ont.—Electric Bond and Share Co. of Canada, Ltd., $1,000,000; Northern Ontario's Great Mines Developing Co., Ltd., $2,000,000; Porrits and Spencer (Canada), Ltd., $1,000,000; Hoover Suction Sweeper Co. of Canada, Ltd., $1,000,000; Firestone Tire and Rubber Co. of Canada, Ltd., $5,000,000.

Winnipeg, Man.—Northern Copper and Nickel Mines, Ltd., $2,000,000; Canada West Silver Black Fox Co., Ltd., $1,000,000; Clark Milling Co., Ltd., $1,000,000; North Star Oil and Refining Co., Ltd., $1,500,000; Gabrielle Mines, Ltd., $1,000,000; Clearwater Lake Mines, Ltd., $1,000,000; Laura Mines, Ltd., $2,000,000; the Marigold Gold Mining Co., Ltd., $1,500,000; Hudson Mines, Ltd., $5,000,000; Commonwealth Gold Mines, Ltd., $2,000,000; Victory Gold Mines, Ltd., $3,000,000; The Pas Lumber Co., Ltd., $1,000,000.

Montreal, Que.—Kipawa Co., Ltd., $20,000,000; Knox Brothers, Ltd., $1,000,000; Transatlantic Steamship Co., Ltd., $1,000,000; Bishop Navigation Co., Ltd., $1,500,000; United Financial Corporation, Ltd., $1,000,000; Loew's Ottawa Theatres, Ltd., $1,860,000; National Farm and Amusement Co., Ltd., $1,000,000; Casavant Brothers, Ltd., $1,000,000; Compagnie Canadienne Transatlantique, Ltee., $1,000,000; Scottish Canadian Magnesite Co., Ltd., $1,000,000; Dupuis Freres, Ltd., $2,500,000; the Stephens Estate Realties, Ltd., $1,500,000; Phillips Square Theatre Co., Ltd., $1,500,000; United States Rubber Co. of Canada, Ltd., $20,000,000; Doheny, Quinlan and Robertson, Ltd., $2,000,000; Luna Park, Ltd., Montreal Hippodrome Co., Ltd., $1,100,000; (Montreal Hippodrome Co.), F. W. Hackett, J. DeG. Audette, D. B. Smith, P. K. Co., Ltd., $2,000,000; Hugh Doheny and Co., Ltd., $2,000,000; Sir Mortimer Davis, Inc., $10,000,000; Merchants Realty Corporation, $2,000,000; Western Quebec Power Co., Ltd., $1,000,000; the Henry McMullen Co., Ltd., $1,000,000; British Minerals Corporation, Ltd., $1,500,000; British Foundation Ovens, Ltd., $15,000,000; British Refractories, Ltd., $3,000,000; Loew's Metropolitan (Montreal), Ltd., $1,000,000; Alliance Steamship Co., Ltd., $1,000,000; Robinson's Clothes, Ltd., $1,000,000; Dominion Oilcloth and Linoleum Co., Ltd., $5,000,000; Canadian Steel Tire and Wheel Co., Ltd., $1,000,000; International Corporation of Canada, Ltd., $2,000,000; Havana Marine Terminals, Ltd., $30,000,000; the Congoleum Co. of Canada, Ltd., $1,000,000; Great Eastern Paper Co., Ltd., $5,000,000; Benson and Hedges (Canada), Ltd., $5,000,000; Howard Smith Paper Mills, Ltd., $7,000,000; Knit-to-Fit Manufacturing Co., Ltd., $1,000,000; St. Maurice Power Co., Ltd., $6,500,000; Trans-Canada Theatres, Ltd., $3,750,000; Simmons, Ltd., $10,000,000; Dominion Engineering and Machinery Co., Ltd., $3,000,000; United Amusements, Ltd., $1,000,000.

Toronto, Ont.—Canadian Government Merchant Militia, Ltd., $1,000,000; Canadian Fishing and Transport Co., Ltd., $1,500,000; Loew's London Theatres, Ltd., $1,000,000; National Electro-Product, Ltd., $1,000,000; Eureka Molybdenite Corporation, Ltd., $1,000,000; Canadian Cartridge Co., Ltd., $1,000,000; Dominion Sewer Pipe and Clay Industries, Ltd., $1,000,000; Toronto Glencoe Oil Co., Ltd., $1,000,000; Kirkland-Hudson Bay Gold Mines, Ltd., $2,000,000; Nukol Fuel Co., Ltd., $1,000,000; New Porcupine Imperial Mines, Ltd., $3,000,000; Thermos Heating System, Ltd., $1,000,000; McColl Brothers, Ltd., $1,000,000; Border Cities Co., Ltd., $1,000,000; Lakeview Gold Mines, Ltd., $1,500,000; Zimmerman Reliance, Ltd., $2,000,000; the Stamped Metal Products Co., Ltd., $6,000,000; Ontario Barium Co., Ltd., $1,000,000; Clifton Porcupine Mines, Ltd., $2,000,000; British American Mining Co., Ltd., $1,000,000; Greene-Kirkland Gold Mines, Ltd., $3,000,000; Herrick Gold Mines, Ltd., $2,000,000; Goldale Mines, Ltd., $3,000,000; Canadian Luckenbach Processes Co., Ltd., $5,000,000; Lake Matachewan Gold Mining Co., Ltd., $2,000,000; E. T. Stephens, Ltd., $1,000,000; Associated Securities of Canada, Ltd., $1,000,000; Miller-Adair Mines, Ltd., $2,000,000; Allied Packers of Canada, Ltd., $10,000,000; Chase Tractors Corporation, Ltd., $2,000,000; Camburn Silver Mines, Ltd., $1,500,000; Symmes-Young Silver Mines, Ltd., $2,000,000; Granby-Kirkland Gold Mines, Ltd., $2,000,000; Nipissing Extension Mines, Ltd., $3,000,000; Davidson Consolidated Gold Mines, Ltd., $3,000,000; Gold Nugget Products Co., Ltd., $1,000,000; Morse Oil Co., Ltd., $1,500,000; Fairweathers, Ltd., $1,000,000; Savold Tire Corporation of Canada, Ltd., $3,000,000; Canada Petroleum and Refining Corporation, Ltd., $2,500,000; Consolidated Iron and Steel Corporation, Ltd., $8,000,000; Sovereign Production Corporation, Ltd., $1,000,000; Silver Diadem Mines, Ltd., $2,000,000; International Bushings, Ltd., $25,000,000; Lumber and Pulpwood of British Columbia, Ltd., $1,000,000; Canadian Paramount Corporation, Ltd., $5,000,000; Standard Reliance Assets, Ltd., $9,000,000; Chemical Products Corporation, Ltd., $3,000,000; Canada Bitulithic, Ltd., $1,500,000; British Matachewan Gold Mines, Ltd., $3,000,000; the World Mining and Reduction Co., Ltd., $1,000,000; Skead Gold Mines, Ltd., $5,000,000; Canadian Mexican Oil Co., Ltd., $1,000,000; Rockland Cocoa and Chocolate Co., Ltd., $1,000,000; Wilson Canadian Co., Ltd., $1,000,000; K. and S. Tire and Rubber Goods Co., Ltd., $3,500,000; Peace River Petroleums, Ltd., $5,000,000; L. R. Steel Co., Ltd., $2,000,000; Okawaw-Kenda Gold Mines, Ltd., $1,000,000; Northern Oilfields, Ltd., $1,000,000; Inland Oil and Gas Co., Ltd., $1,000,000; Nichols Gold Mining Co., Ltd., $2,000,000; International Pyrite Co., Ltd., $1,000,000; General Building Corporation, Ltd., $1,000,000; Canadian-American Resources, Ltd., $50,000,000; General Examining and Developing Co., Ltd., $1,000,000; Lion Tire and Rubber Co., $2,500,000; Carveth Gold Mines, Ltd., $3,000,000; Hudson-Porcupine Gold Mines, Ltd., $1,500,000; Oakoal Co. (Canada), Ltd., $2,250,000; La Santa Lucia Gold Mines, Ltd., $1,000,000; Kalgoorlie-Kirkland Gold Mines, Ltd., $2,000,000; Bowes Co., Ltd., $1,000,000; Ward Baking Co., Ltd., $1,000,000; Interlake Tissue Mills Co., Ltd., $1,000,000; Salada Tea Co. of Canada, Ltd., $2,000,000; Silver Bullion Mines, Ltd., $1,500,000.

Cable Address, *"Nanton, Winnipeg."*

OSLER, HAMMOND & NANTON

Investment Brokers, Financial Agents, Etc.

WINNIPEG, CANADA

Represent :

LOANING

Law Union and Rock Insurance Co. (Investment Dept.)

North of Scotland Canadian Mortgage Co., Ltd.

Dominion of Canada Investment and Debenture Co., Ltd.

Northern and Dominions Mortgage Co., Ltd.

Osler & Nanton Trust Co.

Represent :

INSURANCE

Law Union and Rock Insurance Company.

New York Underwriters' Agency.

Western Assurance Company.

Queen Insurance Company.

Northern Assurance Company, Limited.

Guarantee Co. of North America.

LANDS

Calgary & Edmonton Land Co., Ltd.
Canada Saskatchewan Land Co., Ltd.
Winnipeg Western Land Corporation Ltd.

STOCKS & BONDS

Stocks and Bonds bought and sold on Toronto, Montreal, New York and London (Eng.) Exchanges.

AND

OSLER & NANTON TRUST COMPANY

Cable Address, *" Osler, Toronto "*

OSLER & HAMMOND

Stock Brokers and Financial Agents

21 JORDON STREET, TORONTO

STOCKS BOUGHT AND SOLD ON COMMISSION ON LONDON, ENG., NEW YORK, MONTREAL AND TORONTO EXCHANGES

DEALERS IN DEBENTURES

SIR EDMUND B. OSLER **F. G. OSLER** **G. T. CHISHOLM**

H. F. MARRIOTT **H. FRANKS**

CANADA'S COMMERCIAL BALANCE SHEET—IMPORTS

COIN AND BULLION EXCLUDED

(Compiled for THE MONETARY TIMES by the Dominion Bureau of Statistics.)

	COUNTRIES (Fiscal years ended March 31st) IMPORTS	1916			1917			1918			1919			
		Dutiable	Free	TOTALS	Dutiable	Free	TOTALS	Dutiable	Free	TOTALS	Dutiable	Free	TOTALS	
	BRITISH EMPIRE	$	$	$	$	$	$	$	$	$	$	$	$	
1	United Kingdom	52,009,078	25,395,283	77,404,361	75,504,932	31,591,652	107,096,584	58,047,170	23,277,113	81,324,283	50,008,008	23,027,110	73,035,118	1
2	Aden	4,857	.....	4,857	9,102	.....	9,102	1,318	.....	1,318	.....	.....	.....	2
3	Africa—BritishEast	3,252	.....	3,252	68	.....	68	.....	.....	.....	.....	.....	.....	3
4	British South	7,384	168,495	175,879	18,604	202,872	221,476	7,639	545,723	553,362	10,789	1,289,470	1,300,259	4
5	British West	.....	50	50	.....	.....	.....	1,298	14,182	15,480	.....	7,757	7,757	5
6	Bermuda	60	28,891	28,951	202	12,103	12,305	13,891	71,049	84,940	3,008	36,048	39,056	6
7	E. Indies—Brit. Ind	2,372,323	2,360,449	4,732,772	3,789,916	1,135,966	4,925,882	4,090,199	5,265,394	9,355,593	7,422,313	972,977	8,395,290	7
8	(a) Ceylon	.....	.....	.....	.....	.....	.....	.....	.....	.....	455,706	1,279,188	1,734,894	8
9	Straits Settle	204,920	49,702	254,622	282,732	558,463	841,195	338,364	2,782,632	3,120,996	467,779	4,613,884	5,081,663	9
10	Other East Indies	69,443	1,723,624	1,793,067	101,066	1,031,640	1,132,706	147,628	3,830,009	3,977,637	910	10,677	11,587	10
11	British Guiana	5,631,673	4,957	5,636,630	7,188,015	4,878	7,192,893	6,708,201	8,446	6,716,647	6,730,245	16,827	6,747,072	11
12	British Honduras	.....	476,601	476,601	.....	1,065,953	1,065,953	.....	352,028	352,028	.....	298,906	298,906	12
13	(b) British West Indies	4,620,529	1,637,434	6,257,963	11,697,109	2,541,896	14,239,005	7,596,027	2,954,523	10,550,550	3,885,801	4,552,024	8,437,825	13
14	(c) Egypt and Sudan	5,696	816	6,512	10,724	617	11,341	4,295	2	4,927	6,758	9,315	16,073	14
15	Hong Kong	474,073	773,456	1,247,529	567,967	831,017	1,398,984	802,930	1,002,585	1,805,515	1,114,787	1,007,122	2,121,909	15
16	Malta	480	.....	480	968	20	988	755	19	774	611	.....	611	16
17	Newfoundland	796,971	779,644	1,576,615	1,006,680	1,140,278	2,146,958	951,287	1,996,240	2,947,527	908,678	2,190,156	3,098,834	17
18	Oceania—Australia	32,678	1,030,074	1,062,752	166,012	596,101	762,113	326,706	2,029,959	2,356,665	358,729	4,604,717	4,963,446	18
19	New Zealand	351,480	2,958,854	3,310,334	107,153	2,135,362	2,242,515	232,139	3,503,420	3,735,559	1,424,801	6,430,635	7,855 436	19
20	Fiji	1,262,718	.....	1,262,718	831,890	.....	831,890	1,150,964	405	1,151,369	525,804	.....	525,804	20
21	Oth'rOceania	403	141	544	961	.....	961	831	.....	831	.....	.....	.....	21
22	Other Brit. Empire	.....	.....	.....	.....	.....	.....	.....	.....	.....	.....	.....	.....	22
	Totals, Brit. Empire	67,848,018	37,388,471	105,236,489	101,294,825	42,849,435	144,144,260	80,421,642	47,633,729	128,055,371	73,324,727	50,346,813	123,671,540	
	FOREIGN COUNTRIES	.....	.....	.....	6,054	.....	6,054	.....	.....	.....	.....	.....	.....	23
23	Abyssinia	.....	.....	.....	4,599	2,697,472	2,702,071	64,010	920,945	984,955	31,298	1,107,969	1,139,267	24
24	Argentine Republic	35,107	3,936,164	3,971,271	1,390	.....	1,390	75	.....	75	.....	.....	.....	25
25	Austria-Hungary	3,023	133	3,156	8,152	6,744	14,896	1,521	11,452	12,973	707	5,563	6,270	26
26	Belgium	46,413	12,902	59,315	.....	75	75	.....	16,795	16,795	.....	17,517	17,517	27
27	Belgian Congo	.....	.....	.....	.....	.....	.....	.....	.....	.....	.....	.....	.....	28
28	Bolivia	.....	250	250	.....	.....	.....	.....	.....	.....	.....	.....	.....	29
29	Brazil	855,778	28,054	883,832	1,061,008	1,477	1,062,485	964,556	26,221	990,777	1,035,453	120,879	1,156,332	30
30	Bulgaria	5,875	.....	5,875	.....	.....	.....	.....	.....	.....	.....	.....	.....	
	CentralAmer.States	.....	.....	.....	.....	.....	.....	.....	.....	.....	.....	.....	.....	
31	Costa Rica	48,634	75	48,709	55,066	500	55,566	91,304	.....	91,304	56,810	.....	56,810	31
32	Guatemala	70,447	.....	70,447	189,977	.....	189,977	172,883	.....	172,883	156,661	59,440	216,101	32
33	Honduras	.....	.....	.....	.....	.....	.....	.....	.....	.....	.....	.....	.....	33
34	Nicaragua	439	.....	439	93,343	.....	93,343	101,287	.....	101,287	66,602	.....	66,602	34
35	Salvador	13,611	.....	13,611	12,464	.....	12,464	32,900	.....	32,900	53,964	.....	53,964	35
36	Chile	.....	169,284	169,284	12	198,345	198,357	.....	478,378	478,378	.....	1,059,557	1,059,557	36
37	China	263,621	654,989	918,610	374,668	753,734	1,128,342	488,589	848,301	1,336,890	605,400	1,349,066	1,954,466	37
38	Colombia	137,470	.....	137,470	183,778	1,179	184,957	186,656	650	187,306	158,202	.....	158,202	38
39	Cuba	1,304,904	235,615	1,540,519	263,022	347,785	610,807	579,621	505,926	1,085,547	2,430,664	610,289	3,040,953	39
40	Denmark	7,692	38,157	45,849	5,409	25,051	30,460	1,402	12,986	14,388	14,216	27,036	41,252	40
41	(d) Danih W. Indies	58,351	.....	58,351	107	.....	107	.....	.....	.....	.....	.....	.....	41
42	Greenl'd,Icel'd,&c	.....	430	430	.....	564	564	.....	3,433	3,433	.....	988	988	42
43	Ecuador	1,225	.....	1,225	4,532	.....	4,532	2,835	.....	2,835	284	.....	284	43
44	France	4,953,203	996,182	5,949,385	5,792,428	688,048	6,480,476	4,838,465	435,599	5,274,064	3,381,823	251,077	3,632,900	44
45	French Africa	474	.....	474	140	.....	140	.....	997	997	.....	.....	.....	45
46	French Guiana	.....	.....	.....	.....	.....	.....	.....	1,598	1,598	.....	4,186	4,186	46
47	French W. Indies	.....	.....	.....	.....	.....	.....	187	.....	187	.....	.....	.....	47
48	S.Pi're & Miq'elon	1,899	3,033	4,932	3,273	2,089	5,362	1,409	2,400	3,809	1,812	5,280	7,092	48
49	Germany	41,126	45,178	86,304	11,212	2,920	14,132	21,506	5,675	27,181	75	.....	75	49
50	German Africa	.....	.....	.....	.....	.....	.....	.....	.....	.....	.....	.....	.....	50
51	German Oceania	.....	.....	.....	.....	.....	.....	.....	.....	.....	.....	.....	.....	51
52	Greece	327,621	11,215	338,836	159,963	509	160,472	20,294	2	20,296	33	.....	33	52
53	Hayti	.....	.....	.....	.....	.....	.....	.....	.....	.....	90,766	.....	90,766	53
54	Italy	633,554	286,717	920,271	871,228	355,779	1,227,007	527,536	243,651	771,187	349,747	205,365	555,112	54
55	Japan	2,177,946	1,837,179	4,015,125	6,094,235	2,028,500	8,122,735	9,779,526	2,475,793	12,255,319	11,649,870	1,968,252	13,618,122	55
56	Korea	45	.....	45	.....	.....	.....	.....	.....	.....	.....	.....	.....	56
57	Liberia	.....	.....	.....	.....	.....	.....	.....	.....	.....	.....	.....	.....	57
58	Mexico	375,597	247,684	623,281	61,179	616,372	677,551	70,650	594,140	664,790	42,238	541,809	584,047	58
59	Montenegro	.....	.....	.....	.....	.....	.....	.....	.....	.....	.....	.....	.....	59
60	Morocco	.....	.....	1,699	2,647	.....	2,647	548	.....	548	.....	.....	.....	60
61	Netherlands	1,699	.....	1,699	2,647	.....	2,647	548	.....	548	.....	.....	.....	61
62	Dutch East Indies	782,123	275,610	1,057,733	1,030,349	204,644	1,234,993	820,000	234,176	1,054,176	383,134	112,275	495,409	62
63	Dutch Guiana	31,315	137,854	169,169	567,987	52,201	620,188	69,710	2,761,932	2,831,642	2,557,111	777,635	3,334,746	63
64	Dutch W. Indies	372,248	.....	372,248	4,549	.....	4,549	201,763	1,710	203,473	117,732	.....	117,732	64
65	Norway	.....	.....	.....	.....	.....	.....	.....	.....	.....	.....	.....	.....	65
66	Persia	210,630	68,461	279,091	238,232	87,007	325,239	92,5 0	48,508	141,058	5,970	19,815	25,785	66
67	Peru	3,789	.....	3,789	33,617	.....	33,617	36,841	122	36,963	8,949	.....	8,949	67
68	Portugal	789,223	373,180	1,162,403	1,553,086	100,204	1,653,290	2,343,354	18,889	2,362,243	2,570,392	10,421	2,580.813	68
69	Azores&Madeira I	164,051	43,583	207,634	229,848	30,246	260,094	196,928	41,492	238,420	110,222	1,467	111,689	69
70	Portugese Africa	4,303	.....	4,303	20,452	.....	20,452	10,628	.....	10,628	7,828	.....	7,828	70
71	Roumania	.....	.....	.....	.....	.....	.....	.....	.....	.....	.....	.....	.....	71
72	Russia	8,205	115,699	123,904	429	23,711	24,140	44	8,433	8,477	1,657	82,231	83,888	72
73	San Domingo	4,020,491	.....	4,020,491	3,888,807	.....	3,888,807	6,615,961	.....	6,615,961	4,728,732	.....	4,728,732	73
74	Serbia	.....	.....	.....	.....	.....	.....	.....	.....	.....	.....	.....	.....	74
75	Siam	1,065	29.586	30,651	14,059	3,705	17,764	49.526	15,068	64,594	51,076	1,417	52,493	75
76	Spain	529,281	87,744	617,025	830,276	79,270	909,546	719,498	89,309	808,807	600,035	97,608	697,643	76
77	Canary Islands	.....	.....	.....	.....	.....	.....	.....	.....	.....	.....	.....	.....	77
78	Spanish Africa	.....	.....	.....	.....	.....	.....	.....	.....	.....	.....	.....	.....	78
79	Sweden	112,241	50,430	162,671	58,720	41,118	99,838	100,144	10,028	110,172	77,339	101,516	178,855	79
80	Switzerland	3,474,301	50,816	3,525,117	4,436,320	63,001	4,499,321	3,000,561	145,921	3,146,482	1,623 619	157,193	1,780,812	80
81	Turkey	42,248	.....	42,248	243	.....	243	.....	.....	.....	.....	.....	.....	81
82	United States	199,466,665	171,029,909	370,496,574	332,039,327	332,180,326	664,219,653	429,298,758	362,607,367	791,906,125	416,457,384	330,463,270	746,920,654	82
83	Alaska	4,731	1,629	6,360	10,094	9,478	19,572	10,294	80	10,374	52,787	.....	52,787	83
84	Guam, etc	.....	.....	.....	.....	.....	.....	.....	.....	.....	.....	.....	.....	84
85	Hawaii	20.253	1.854	22,107	54.585	1,112	55,697	30,492	348	30,840	3,467,328	528	3,467,856	85
86	Philippines	1,020	11,339	12,359	39,899	425	40,324	23,285	44	23,329	265	169,631	169,896	86
87	Porto Rico	3	.....	3	498	4,890	5,388	10	126	136	23	2,465	2,488	87
88	Uruguay	.....	280,437	280,437	.....	146.619	146,619	50,481	.....	50,481	103.854	224,833	328,687	88
89	Venezuela	114,569	789	115,358	138,305	18,779	157,084	301,292	.....	301,292	104,831	44,324	149,155	89
90	Other For.Countries	.....	.....	.....	.....	.....	.....	.....	.....	.....	.....	.....	.....	90
	Totals, For. Coun	221,518,509	181,062,161	402,580,670	360,438,784	340,773,262	701,212.046	461,919,880	372,568,495	834,488,375	453,156,893	339,600,902	792,757,795	
	Grand Totals	289,366,527	218,450,632	507,817,159	461,733,609	383,622,697	845,356,306	542,341,522	420,202,224	962,543,746	526,481,620	389,947,715	916,429,335	

(a) Ceylon included with "Other British Indies" prior to 1919. (b) Divided into four, viz: Barbados, Jamaica, Trinidad and Tobago, and other B. W. I. (c) Egypt and Sudan shown as Foreign Countries prior to 1916. (d) shown as "American Virgin Islands" subsequent to 1918.

WE SPECIALIZE
IN HIGH GRADE

CANADIAN
Government, Provincial and Municipal
BONDS

We invite correspondence from those interested in these securities

W. A. MACKENZIE & COMPANY
TORONTO - - - CANADA

Put your money Where it is safe

Buy Victory, Provincial, Municipal Bonds

C. R. Clapp & Co.
Bond Dealers
53 Adelaide St. E.
Toronto

CORRESPONDENCE INVITED

MOST FAVORABLE PRICES QUOTED FOR BUYING OR SELLING ALL CANADIAN WAR AND VICTORY LOANS

R. A. DALY & CO.
BANK OF TORONTO BUILDING
TORONTO, ONT.

CANADA'S COMMERCIAL BALANCE SHEET—EXPORTS

COIN AND BULLION EXCLUDED

(Compiled for THE MONETARY TIMES by the Dominion Bureau of Statistics).

	COUNTRIES (Fiscal years ended March 31st) EXPORTS	1916			1917			1918			1919			
		Canadian Produce	Foreign Produce	TOTALS	Canadian Produce	Foreign Produce	TOTALS	Canadian Produce	Foreign Produce	TOTALS	Canadian Produce	Foreign Produce	TOTALS	
	BRITISH EMPIRE	$	$	$	$	$	$	$	$	$	$	$	$	
1	United Kingdom	451,852,399	11,228,842	463,081,241	742,147,537	13,923,522	756,071,059	845,480,069	15,593,330	861,073,399	540,750,977	20,088,139	560,839,116	1
2	Aden	13,740	.....	13,740	6,769	.....	6,769	2,285	.....	2,285	11,612	.....	11,612	2
3	Africa—British East	76,681	.....	76,681	25,799	.....	25,799	54,232	.....	51,232	76,758	2,384	79,142	3
4	British South	5,456,201	52,880	5,509,081	4,447,802	5,137	4,452,939	5,065,658	35,956	5,101,614	11,992,135	5,076	11,997,211	4
5	British West	128,508	50	128,558	268,728	.....	268,728	69,226	.....	69,226	173,515	.....	173,515	5
6	Bermuda	435,615	12,866	448,481	584,577	16,869	601,446	814,550	22,628	837,178	1,179,025	49,256	1,228,281	6
7	E. Indies—Brit. Ind	904,889	11,425	916,314	1,094,046	4,310	1,098,356	2,995,630	13,828	3,009,458	2,905,426	31,085	2,936,511	7
8	(a) Ceylon	.....	.....	.....	.....	.....	.....	.....	.....	.....	65,445	348	65,793	8
9	Straits Settle	281,734	.....	281,734	333,390	.....	333,390	761,607	2,500	764,107	844,244	18,773	863,017	9
10	Other East Indies	44,217	.....	44,217	27,827	.....	27,827	17,238	.....	17,238	16,626	.....	16,626	10
11	British Guiana	1,207,134	4,770	1,211,904	1,631,395	8,075	1,639,470	1,978,323	8,960	1,987,283	2,646,169	29,260	2,675,429	11
12	British Honduras	3,355	132	3,487	2,562	211	2,773	13,468	699	14,167	51,808	554	52,362	12
13	(b) British West Indies	4,115,872	19,029	4,134,901	5,163,278	15,805	5,179,083	6,838,563	60,950	6,899,513	10,200,582	82,811	10,283,393	13
14	(c) Egypt and Sudan	39,493	346	39,839	160,295	.....	160,295	579,702	.....	579,702	924,932	.....	924,932	14
15	Falkland Islands	.....	.....	.....	110	.....	110	.....	.....	.....	.....	.....	.....	15
16	Gibraltar	1,073,156	364,478	1,437,634	2,808,554	.....	2,808,554	193	.....	193	607,637	.....	607,637	16
17	Hong Kong	779,358	34,615	813,973	494,462	610	495,072	1,003,900	3,137	1,007,037	995,116	56,174	1,051,290	17
18	Malta	35,136	4	35,140	6,190	6,090	12,280	7,303	.....	7,303	13,423	.....	13,423	18
19	Newfoundland	4,820,395	246,529	5,066,924	6,517,529	251,211	6,768,740	10,191,564	297,757	10,489,321	11,325,235	588,461	11,913,696	19
20	Oceania—Australia	7,748,051	25,158	7,773,209	6,549,546	27,179	6,576,725	8,653,635	22,622	8,676,257	14,019,629	153,188	14,172,817	20
21	New Zealand	3,307,404	54,595	3,361,999	3,302,240	31,670	3,333,910	4,089,823	68,205	4,158,028	6,227,892	125,505	6,353,397	21
22	Fiji	196,308	770	197,078	155,653	541	156,194	169,040	1,083	170,123	117,962	4,628	122,590	22
23	Other Oceania	10,087	.....	10,087	12,157	.....	12,157	5,367	.....	5,367	13,641	687	14,328	23
24	Other Brit. Empire	.....	.....	.....	.....	.....	.....	.....	.....	.....	.....	.....	.....	24
	Totals, Brit. Empire	482,579,733	12,056,489	494,636,222	775,900,741	14,291,230	790,191,971	888,788,376	16,131,655	904,920,031	605,159,789	21,236,329	626,396,118	
	FOREIGN COUNTRIES													
25	Abyssinia	.....	.....	.....	.....	.....	.....	.....	.....	.....	.....	.....	.....	25
26	Argentine Republic	2,398,628	27	2,398,655	1,673,575	1,085	1,674,660	1,203,142	17,175	1,220,317	4,603,130	389,729	4,992,859	26
27	Austria-Hungary	.....	.....	.....	.....	.....	.....	.....	.....	.....	.....	.....	.....	27
28	Belgium	334,762	.....	334,762	664,722	.....	664,722	4,909,453	.....	4,909,453	950,318	.....	950,318	28
29	Belgian Congo	.....	.....	.....	54	.....	54	1,763	.....	1,763	5,643	.....	5,643	29
30	Bolivia	2,383	.....	2,383	19,367	.....	19,367	113,549	.....	113,549	59,622	.....	59,622	30
31	Brazil	1,059,700	82,405	1,142,105	1,028,163	34,382	1,062,545	974,368	1,937	976,305	4,088,534	3,301	4,091,835	31
	Central Amer. States													
32	Costa Rica	28,338	.....	28,338	30,192	.....	30,192	13,620	8	13,622	14,078	.....	14,078	32
33	Guatemala	17,798	.....	17,798	22,980	.....	22,980	20,392	.....	20,393	93,951	.....	93,951	33
34	Honduras	7,759	.....	7,759	15,544	.....	15,544	6,733	.....	6,737	27,699	.....	27,699	34
35	Nicaragua	3,311	.....	3,311	4,699	.....	4,699	5,192	7,755	12,947	16,817	.....	16,817	35
36	Salvador	4,190	.....	4,190	6,214	.....	6,214	10,365	62	10,426	23,154	.....	23,154	36
37	Chile	88,634	.....	88,634	508,177	.....	508,177	314,384	65,082	379,462	2,321,329	3,462	2,324,791	37
38	China	536,332	150	536,482	408,002	10,397	418,399	1,954,055	106,147	2,060,203	2,856,933	152,637	3,009,570	38
39	Colombia	32,259	.....	32,259	66,836	.....	66,836	12,463	.....	12,465	44,540	8,756	53,296	39
30	Cuba	1,419,087	12,203	1,431,290	2,967,053	47,269	3,014,322	4,015,940	26,055	4,041,990	5,035,975	101,325	5,137,300	40
41	Denmark	111,432	1,556	112,988	111,044	1,221	112,265	39,230	.....	39,230	42,039	.....	42,039	41
42	(d) Danish W. Indies	7,537	.....	7,537	24,910	.....	24,910	11,010	.....	11,010	(c)	(c)	(c)	42
43	Greenl'd, Icel'd, &c	5,132	.....	5,132	.....	.....	.....	18,337	1,550	19,887	12,808	596	13,404	43
44	Ecuador	19,395	.....	19,395	12,241	.....	12,241	13,672	47	13,719	53,102	.....	53,102	44
45	France	33,703,183	2,382,630	36,085,813	64,039,192	2,612,908	66,652,100	201,053,676	5,531,387	206,585,063	96,103,142	6,257,711	102,360,853	45
46	French Africa	12,536	4	12,540	8,744	.....	8,744	795	.....	795	72,815	.....	72,815	46
47	French E. Indies	.....	.....	.....	.....	.....	.....	.....	.....	.....	13,631	.....	13,631	47
48	French Guiana	1,234	.....	1,234	231	.....	231	1,033	.....	1,033	12,512	.....	12,512	48
49	French Oceania	2,355	.....	2,355	815	.....	815	7,438	.....	7,438	2,299	.....	2,299	49
40	French W. Indies	103,895	.....	103,895	187,093	.....	187,093	163,117	86	163,203	160,788	747	161,535	50
51	Madagascar	.....	.....	.....	.....	.....	.....	.....	.....	.....	3,060	.....	3,060	51
52	S. Pi're & Miq'elon	154,920	16,650	171,570	187,661	22,123	209,784	345,303	36,982	382,285	523,488	50,827	574,315	52
53	Greece	222,330	.....	222,320	19,309	.....	19,309	4,262	.....	4,262	16,902	.....	16,902	53
54	Hayti	2,119	.....	2,119	6,365	.....	6,365	1,741	.....	1,741	2,158	.....	2,158	54
55	Italy	6,572,687	4,160,601	10,733,288	11,226,051	242,548	11,468,599	3,336,059	2,246	3,338,305	13,181,514	849,210	14,030,724	55
56	Japan	996,575	1,665	998,240	1,205,067	77,048	1,282,115	4,861,244	411,797	5,273,041	12,245,439	149,857	12,395,296	56
57	Korea	605	.....	605	106,850	.....	106,850	366	.....	366	228,805	44,328	273,133	57
58	Liberia	.....	.....	.....	310	.....	310	.....	.....	.....	.....	.....	.....	58
59	Mexico	72,819	14,344	87,163	70,330	10,060	80,390	482,428	12,667	495,095	568,943	4,531	573,474	59
50	Montenegro	49,024	108	49,132	.....	.....	.....	.....	.....	.....	.....	.....	.....	60
61	Morocco	.....	.....	.....	4,634	.....	4,634	.....	.....	.....	26,096	.....	26,096	61
62	Netherlands	1,815,950	747,676	2,563,626	1,561,480	7,834	1,569,314	2,462,574	825	2,463,399	198,985	.....	198,985	62
63	Dutch East Indies	272,710	.....	272,710	332,785	.....	332,785	344,196	863	345,059	996,575	.....	996,575	63
64	Dutch Guiana	49,574	301	49,875	71,411	201	71,612	105,453	1,416	106,869	65,671	647	66,318	64
65	Dutch West Indies	7,701	.....	7,701	20,373	.....	20,373	7,131	.....	7,131	10,145	.....	10,145	65
66	Norway	458,530	12	458,542	964,552	1,601	966,153	173,491	.....	173,491	1,149,123	.....	1,149,123	66
67	Panama	153,556	.....	153,556	271,022	.....	271,022	70,631	17	70,648	165,700	2,635	168,335	67
68	Paraguay	.....	.....	.....	88	.....	88	.....	.....	.....	655	.....	655	68
69	Persia	.....	.....	.....	475	.....	475	.....	.....	.....	22,802	.....	22,802	69
70	Peru	47,182	80	47,262	246,791	72	246,863	99,377	48,510	147,887	283,022	1,229	284,251	70
71	Portugal	56,726	.....	56,726	209,689	.....	209,689	14,878	.....	14,878	367,446	.....	367,446	71
72	Azores & Madeira I	17,833	2	17,835	33,441	.....	33,441	16,096	.....	16,096	77	.....	77	72
73	Portugese Africa	58,349	419	58,768	15,593	.....	15,593	4,423	.....	4,423	9,448	.....	9,448	73
74	Roumania	.....	.....	.....	.....	.....	.....	.....	.....	.....	.....	.....	.....	74
75	Russia	4,874,152	1,863,000	6,737,152	3,755,569	430,253	4,185,822	4,008,475	1,524	4,009,999	6,164,658	224,964	6,389,622	75
76	San Domingo	12,919	.....	12,919	39,827	.....	39,827	45,087	.....	45,087	39,663	2,091	41,754	76
77	Serbia	12,475	.....	12,475	.....	.....	.....	.....	.....	.....	47,013	.....	47,013	77
78	Siam	22,486	.....	22,486	22,154	.....	22,154	54,780	30,810	85,590	66,886	505	67,391	78
79	Spain	634,977	21	634,998	326,179	5,000	331,179	98,256	.....	98,256	231,095	.....	231,095	79
80	Canary Islands	24,559	.....	24,559	79,966	.....	79,966	22,577	.....	22,577	9,280	.....	9,280	80
81	Spanish Africa	39	.....	39	.....	.....	.....	.....	.....	.....	.....	.....	.....	81
82	Sweden	53,440	.....	53,440	18,215	.....	18,215	15,596	.....	15,596	19,220	.....	19,220	82
83	Switzerland	224,535	754,568	979,103	672,508	882	673,390	3,921	4,161	8,082	7,665	205	7,870	83
84	Turkey	.....	.....	.....	.....	.....	.....	.....	.....	.....	621,023	.....	621,023	84
85	United States	201,106,488	15,562,774	216,669,262	280,616,330	9,962,443	290,578,773	417,812,807	23,578,113	441,390,920	454,873,170	22,822,489	477,695,659	85
86	Alaska	331,558	24,708	356,266	462,511	69,832	532,343	505,066	122,186	627,252	300,112	12,768	312,880	86
87	(e) Amer. Virgin Islands	.....	.....	.....	.....	.....	.....	.....	.....	.....	324	.....	324	87
88	Guam, etc	.....	.....	.....	.....	.....	.....	.....	.....	.....	.....	.....	.....	88
89	Hawaii	35,756	3,783	39,539	247,752	6,313	254,065	493,027	742	493,769	709,246	600	709,846	89
90	Philippines	7,323	.....	7,323	12,808	.....	12,808	33,153	199	33,352	68,551	.....	68,551	90
91	Porto Rico	699,460	3,256	702,716	719,918	576	720,494	751,436	.....	751,436	1,071,805	.....	1,071,805	91
92	Uruguay	33,101	.....	33,101	68,549	.....	68,549	97,916	.....	97,916	332,952	.....	332,952	92
93	Venezuela	98,567	.....	98,567	238,911	54	238,965	103,935	.....	103,935	40,441	.....	40,441	93
94	Other For. Countries	.....	.....	.....	.....	.....	.....	.....	.....	.....	.....	.....	.....	94
	Totals, For. Coun	259,030,905	25,632,943	284,663,848	375,475,027	13,544,102	389,019,129	651,239,412	30,010,349	681,249,761	611,284,017	31,085,150	642,369,167	
	Grand Totals	741,610,638	37,689,432	779,300,070	1151375,768	27,835,332	1,179,211,100	1540,027,788	46,142,004	1586,169,792	1216,443,806	52,321,479	1268,765,285	

(a) Ceylon included with "Other British Indies" prior to 1919. (b) Divided into four, viz: Barbados, Jamaica, Trinidad and Tobago, and other B. W. I. (c) Egypt and Sudan shown as Foreign Countries prior to 1916. (d) Danish West Indies shown as "American Virgin Islands" subsequent to 1918. (e) American Virgin Islands shown as "Danish West Indies" rior to 1919.

INVESTMENTS

The wise investor knows that this is the opportune time to purchase sound securities that will stand the severest test.

Consult us with reference to

Government, Municipal and Industrial Bonds

and make use of our thirty-six years' experience.

HANSON BROS.
160 James St., Montreal
Established 1883

Industrial Progress and Peace—

as we see it. Canada's industrial response to war's demands was but a preparation for even greater progress in times of peace.

During the war we financed a number of Canadian Industrial and Public Utility Corporations. Among them were :

Nova Scotia Steel and Coal Company
Canadian Car and Foundry Company
Laurentide Power Company
Riordon Pulp and Paper Company
Mattagami Pulp and Paper Company
Canadian Salt Company

Now, with Peace, our facilities are more than ever at the disposal of Canadian Corporations which desire financing.

We stand ready also to serve discriminating Investors in Mortgage Bonds of representative Canadian Industries.

"Investment Recommendations" is published quarterly and "Investment Items" monthly, by us for Investors. Your name will be gladly added to our mailing list on request.

ROYAL SECURITIES CORPORATION
LIMITED

MONTREAL TORONTO HALIFAX ST. JOHN
WINNIPEG LONDON, ENG.

Government, Provincial, Municipal and Industrial Bonds for Investment

Write for current copy —Greenshields Monthly Review and Investment Suggestions, sent free on request.

Greenshields & Co.

Members Montreal Stock Exchange
Dealers in Canadian Bond Issues

17 St. John Street, Montreal
Central Chambers, Ottawa

Canada's State Merchant Fleet in 1919

About Twenty Ships Operating to all Parts of the World—Forty More Being Built and Under Contract—Total Tonnage to be 320,000, and Total Cost About $60,000,000 — Profitable Operations — New Routes Being Planned to Southern Ports—Meeting United States Competition—Special Help to our Exporters by Control of Rates.

By. G. W. AUSTEN.

WHILE important begininngs were made in 1918 on the Canadian government merchant fleet, it was in 1919 that the venture was really "put on the map." In the last year nearly twenty ships, aggregating more than 80,000 tons, have been delivered and put into commission. To-day these ships are in ports in Europe, Central and South America, Australia and New Zealand, the West Indies, Newfoundland, and shortly will be callers at Shanghai and Yokohama. The Canadian government merchant marine, to be composed of sixty freighters of 320,000 tons, is, and will be, a great national venture in the promoting of our foreign trade. It marks the real beginning of our nationhood upon the sea.

In the early part of 1918 Hon. C C. Ballantyne, Canada's Minister of Marine and Fisheries, put before parliament his proposals for such a fleet. He had seen the British government placing orders in Canada for steel cargo vessels through the Imperial Munitions Board, and Canada had put up the money. Why, reasoned the Minister, should not Canada be building these ships for herself instead of paying for them for London's account? This country was nationalizing more than half of its railway mileage, and had a great trunk system, with outlets on both oceans. Why should there not be a state merchant marine as a feeder for these railways? Parliament was easily persuaded, and the first vote was for $30,000,000. As berths were cleared of the ships then building for the British government, Canada's ships went on the stocks. The first freighter was launched in November, 1918, at the Vickers yard in Montreal, but it was not until last spring that it was commissioned. On March 2nd, it, the "Canadian Voyageur," left on the first trip, going to the Barbados and other southern islands. Delayed by labor and other shortages, deliveries of other ships were slow, but gradually they were handed over, and on December 1st fifteen were in service. The tonnage of these aggregated about 70,000, but even up to mid-November, the cargo tonnage cleared by them amounted to 116,000 tons.

Many Voyages in Many Directions

Voyages have been made to Havana, Kingston, Trinidad, Demerara, St. John's, Liverpool, London, Avonmouth, and the "Canadian Raider," 5,100 tons, left on December 10th for Australia. In nearly all cases full cargoes have been obtained on the outward voyage and full cargoes on the inward trip from the southern ports. Cargoes from Britain have been light. This has, of course, been but a mere beginning. With only a few ships, on voyages that require a month, or six weeks, an imposing aggregate of tonnage moved is impossible. By spring, however, most of the forty-five ships contracted for originally will have been delivered. Contracts for another fifteen have been or are about to be placed, and large extensions of itinerary will occur over the winter. The large building programme in 1919 gave Canada the distinction of being fifth in the list of shipbuilding nations, and Japan and Italy exceeded this country in tonnage by only a few thousand tons. Substantially, we were behind only Britain and the United States.

In the report of Lloyds' Register, recently issued, it was shown that in June, 1914, Canada was building eighteen vessels of 14,184 tons gross; in June 1917, twenty-six vessels of 75,698 tons gross; in June, 1919, fifty-nine vessels of 155,542 tons gross. Of the latter, forty-three of 134,757 tons were steel. The placing of new contracts to replace those filled should make 1920 a better year with the shipyards than was 1919. Hon. Mr. Ballantyne recently stated that the government could sell the whole merchant fleet at its cost. It was stated afterward that France had made such an offer. But while Canada's state fleet was built partly with the idea of establishing a new industry and partly to assist in overcoming unemployment in Canadian cities, its main purpose was to give Canada more tonnage to serve its trade on the seas. Our merchant marine has already been of notable service to our trade. It has, for instance, brought 35,000 tons of sugar from the West Indies and prevented a sugar famine here. To the end of the year it has carried away at least 150,000 tons of cargo and brought in at least 100,000 tons. Figures on this will be presented to parliament at the coming session. The government was not inclined, therefore, to consider France's offer to buy the ships at cost. It is reported that French interests are willing to pay $170 a ton for new ships. This is the rate at which new Canadian contracts are being placed, and if the financing could be arranged, French contracts may be available to Canadian yards. Hon. Mr. Ballantyne stated some time ago that the government might decide to sell off superfluous ships, reducing the fleet to actual needs as shown by trade demands, but so far the trouble has been to get tonnage, not to get rid of it.

Large Profits on Operations

The profits of the operation of the government freighters will not be disclosed until an official report is made. But the voyages made so far have been very profitable. The Minister said that a year or two of such business would pay for the ships. As ocean rates are still about seven times what they were before the war, and in some instances are ten or twelve times as high, profits accrue very quickly. Canadian experience with the ships now in service may compare favorably with the record made by the Australian government. It bought, in 1916, fifteen ships from British owners, paying $10,000,000 for them. By the end of 1918 they had paid for themselves and piled up a goodly surplus. Rates are much lower than they were in the pinch of the ship shortage, but still are immensely profitable, and are likely to remain so during 1920. The world had, six months ago, 2,500,000 tons more of ships than it had previous to the war, but strikes, dock congestion, coal shortages and other impediments neutralized the advantage. The quantities of material to be moved piled up tremendously. Even now, Australia has five million tons of wheat and several million bales of wool on hand—the accumulated surplus of several years of virtual isolation. The demands of Europe for cargoes are insatiable. The vacuum over the whole of the continent is wide and deep, and both heavy importations and home production for several years will be needed to fill it. In spite of onerous exchange difficulties, we may look for active ocean movements at high rates, and a goodly part of the capital cost of the government ships will have been wiped out before the return to close competitive rate conditions.

Feeder for the Railways

The intention of the government is to operate the fleet as an ocean feeder for the National Railways. By acquiring the Canadian Northern, the Grand Trunk and Grand Trunk Pacific and joining them to the Intercolonial, the government

W. L. McKINNON DEAN H. PETTES

Dealers in

GOVERNMENT

and

MUNICIPAL

BONDS

Bring your investment problems to us.
Let us help you solve them.

W. L. McKINNON & CO.
McKinnon Bldg.,
TORONTO

Canadian Government

And

Municipal Debentures

Still the safest and most satisfactory investments

Unusually high interest return now available

Particulars and price on request

C. H. BURGESS & CO.
Bank of Hamilton Building
TORONTO, - - CANADA

MACKENZIE & KINGMAN

Financial Agents

AND

Investment Brokers

BONDS AND STOCKS BOUGHT AND SOLD ON ALL EXCHANGES

Full Particulars on Application
Correspondence Solicited

INSURANCE AGENTS

Lake of the Woods Building
MONTREAL

Cable Address: MACKING.

MAISON RENE-T LECLERC 1901

Experience and Service

at your disposal to assist in the selection of

Government, Municipal and Corporation Bonds

Correspondence invited.

RENE-T. LECLERC

INVESTMENT BANKER
160 St. James Street, — MONTREAL
(Established in 1901)

will have a vast system of about 22,000 miles. The traffic is entirely too thin to make the unified system pay its way, and one way to thicken it is to promote export and import traffic through an auxiliary ocean service. The Canadian Pacific has both Atlantic and Pacific feeders to its system. The government freighters will, therefore, ply specially from the termini of the National system, building up a great through traffic movement. It should be possible to quote close rates on combined railway and ocean haul. The full conversion is likely to occur in 1920, as the taking over of the Grand Trunk will be a long process. In anticipation of this and the new tonnage in sight, representatives of the government marine have been investigating port and trade facilities and opportunities in Brazil, the Argentine and other South American Atlantic countries, and also in Chile, Peru, Mexican and other Southern Pacific countries that can be reached in coastwise trade out of Vancouver. Thus it is likely that the Canadian government fleet flag will soon be venturing into waters never before touched by a Canadian trading vessel. Arrangements have yet to be made for special trading with China and Japan, but opportunities here seem inviting. At present there are nine Japanese steamers operating between San Francisco, Seattle and the Orient, and these carry full cargoes both ways. Space on them is sold up to next spring. Agricultural implements are going forward on a basis of $17.50 a ton, motor trucks $12, autos $13.50, copper ingots $15, iron and steel $12, machinery $16, tobacco $35. Tonnage in the Orient trade is very scarce. As Canada imports immense quantities of silks, teas and other products of China and Japan, and immense trade opportunities await us there, the outlook for larger shipping service in this direction seems to be very promising.

United States Competition to be Feared

If for no other reason, the sudden development of United States shipping enterprise justifies our venture into a similar field. Before the war the merchant marine of the United States was limited to two or three million tons, most of it in the lake and coasting trades. The Stars and Stripes was seldom seen on freight vessels in European or Asiatic waters. But shipping difficulties during the war awoke the United States. Its building programme has created already about eight million tons, and the aggregate will probably be twelve million tons. Britain has only sixteen million tons of ocean-going ships. Before the war United States tonnage carried only 12 per cent. of American exports. Now the proportion carried in American bottoms is about 40 per cent. The inevitable consequence of this development will be the sucking of our export and import trade into American channels unless we have equally efficient transportation services. For years half of our grain has been sent out via New York because of lower costs than in the long Montreal-Halifax-St. John's haul. During the war the British Ministry of Shipping ordered a large number of British vessels into the Canadian service to get our products. But in the shipping competition bound to result from the overbuilding induced by present artificial conditions Canada cannot expect from British shipowners better service than will pay them every time in dollars and cents. We cannot expect British freighters to make special development routings to pioneer for Canadian trade. If Canada has not an adequate specialized ocean service to the outside world, much of its trade will pass through United States channels. Canada does not want that. Probably the United States government marine will fail of economical operation when the test of precarious times arrives. British ships can be operated 30 per cent. more cheaply than American, and Japanese ships 40 or 50 per cent. Our own ships have a lower capital cost than American, and should have a better chance in the hurly-burly of close competition. In any case, they seem to be an economic necessity.

Rate Control Made Possible

One of the chief things in favor of a government merchant marine is the fact that the Atlantic transport trade, when in private hands, was slowed up in combines. The history of the North Atlantic Shipping Conference is notorious. Before the war the Canadian government had become deeply concerned about the sharp increases being made on grain rates to Britain. The pool was doing its work. Investigation by Congressional officials showed the existence of a score of agreements respecting rates. Australia has found that combine methods of private companies in the Australian trade put a premium on shipments from European continental points. That is, rates from British points were higher than rates from Rotterdam or other ports of exit for German goods. Canada has, in the past, been discriminated against in favor of New York. With a Canadian government merchant marine serving the trade of this country rates can be regulated. The service can be operated at cost, if necessary, to encourage our trade and offset superior economies of private companies that have to earn profits. It is only a matter of a year or two before all nations will be competing keenly for external business, when the possession of adequate shipping facilities will be the key to success. During the war Canada has been shipping one-fourth or one-fifth as much products to Europe as the United States. Our exports have mounted to a billion and a half a year—or as much as the value of our agricultural products. To keep most of this is vital to our prosperity, and $60,000,000 invested in the State fleet should be good insurance.

MARITIME INVESTORS FAVOR LOCAL ISSUES

With Excellent War Loan Record, Buyers Have Also Absorbed Many Other Government, Municipal and Corporation Bonds

By J. MacMurray

THE bond market in the maritime provinces for 1919 was most satisfactory, there being a good demand throughout almost the entire year for the more conservative investments. In December, 1918, there was considerable uncertainty as to the trend of the bond market for 1919, particularly as to the market for the first few months of the new year. The magnificent success of the Victory loan 1918, subscriptions for which in the maritime provinces amounted to $54,000,000, which was beyond all expectations by a large margin, created the impression that investors had pretty generally purchased Victory loan bonds, not only for funds on hand at time of the campaign, but for funds which they expected to receive or save during the early part of 1919 at least, and that therefore the demand for investments would be very much limited, particularly during the first few months of the year.

Early Issues

The first issue of importance was that of the city of Halifax, $428,000 6 per cent. bonds due 1952, the bids for which received in December, 1918, ranged from 98¼ to 101.63 These bonds were offered to investors to yield 5¾ per cent. and there was an excellent demand for them, an indication that investment funds had not been entirely exhausted. Possibly some people had not invested all they could in the war loans, feeling that they should keep a good surplus in cash while the war was on.

The next important issue was that of the province of New Brunswick, $450,000 5½ per cent bonds due in fifteen years, being purchased by dealers on February 2nd, at 100.35, showing a considerable improvement in market conditions in about one month's time.

Maritime Investors Want Safety

Investors in the maritime provinces are most conservative, principal demand being for government and municipal bonds, those of local cities and towns being specially favored. During the early part of the year there was a scarcity of good offerings, and this with the excellent demand, was the means of raising prices steadily and by July 1st even small

Canadian Government
Municipal and School Bonds

MUNICIPAL AND SCHOOL BONDS TO YIELD

6 to 6½ per cent.

Special Attention Given to Western Canadian Issues.

W. ROSS ALGER & COMPANY

INVESTMENT BANKERS

Correspondents:
LOGAN & BRYAN, New York
GREENSHIELDS & CO., Montreal

Branch Office:
CALGARY, ALBERTA

Edmonton, Alberta
Canada

Government Bonds

MUNICIPAL AND SCHOOL DEBENTURES
of the
Province of Quebec

Denominations of
$100, $500 and $1,000

St. Cyr, Gonthier & Frigon

BOND DEALERS
103 St. Francois Xavier Street
MONTREAL, P.Q., CANADA

Stobie, Forlong & Company

Members Toronto Stock Exchange

Stocks and Government Bonds

10 King St. E., TORONTO
37 James St. S., HAMILTON

town bonds were being sold to yield as low as 5.20 per cent., one municipality succeeding in selling in June $100,000 5 per cent. twenty-year bonds direct to investors at par.

The holiday season and the approach of the time of preparation for the Victory loan 1919 had its effect on the market, and the demand for bonds weakened accordingly.

Victory Loan Results

From September 5th investment houses agreed to take on no new issues and not to advertise or submit offerings, in order to devote all their time to organization work for the Victory loan campaign. During the first two weeks of this campaign the subscriptions received were not up to the expectations of the workers and it appeared a difficult task to obtain objectives. During the last week, however, as a result of extra efforts and partly due to the fact that a large number of investors did not put in their subscriptions as early as they did for previous loans, the subscriptions came in in a most gratifying manner, and the maritime provinces exceeded their objective as follows:—

	Objective.	Subscriptions.
New Brunswick	$ 9,000,000	$15,000,000
Nove Scotia	17,000,000	28,000,000
Prince Edward Island ...	1,750,000	3,000,000
	$27,750,000	$46,000,000*

*Approximate figures.

Recent Demand Has Been Good

After the Victory loan subscription lists closed, the first issue of importance, not only in the maritime provinces but in Canada, was that of the province of New Brunswick $2,282,000, fifteen-year 5½ per cent. bonds which were sold at 96.11 and interest, the public offering being 98.12 to yield 5¾ per cent., at least ½ of 1 per cent. higher yield than that at which the issue would probably have sold in June or July last. That this offering was considered most attractive was evident from the fact that the bonds were all disposed of in a very few days.

The educational value of the various Victory loan campaigns is being felt, not only in the maritime provinces, but elsewhere. New buyers are in the market who four years ago did not realize that they could invest their money with safety except in local mortgages. The market for good conservative investments has steadily increased during the last few years and should continue to broaden.

Bonds sold by the provincial governments and by municipalities totalled approximately $7,300,000. A number of corporation issues were also made, the more important being $2,000,000 Fraser Co., Ltd., 6 per cent. ten-year bonds; $1,000,000 Nova Scotia Tramways and Power Co., 7 per cent. three-year notes; $200,000 Nova Scotia Underwear Co. 6½ per cent. first mortgage bonds; $380,300 Maritime Telegraph and Telephone Co. 7 per cent. preferred stock; and $140,000 New Brunswick Telephone Co. ordinary stock.

STOCK EXCHANGE ANNUAL RECORD

Commencing on page 121 of this issue, *The Monetary Times'* annual record of securities listed on the Montreal and Toronto stock exchanges is given. High and low quotations for each security for each month of 1918 and 1919, and total sales for each month, are shown. The securities are given in the order in which they are listed on the exchanges—i.e. classified under stocks, bank stocks, loan and trust stocks and bonds. Another useful record is the page headed "Stock Markets in 1919," which gives a record of high and low prices and total sales for the year on both exchanges.

The new securities dealt in during the year are shown separately. Many of these are, of course, securities which have been outstanding for some time, but which have only during the past year been listed on the exchanges. Some of them were previously dealt in on the Montreal or Toronto stock exchanges, but had either not been dealt in for some time past, or had been removed from the list.

ALBERTA INVESTORS EDUCATED TO BONDS

Good Demand for Government Securities and Growing Interest in Industrials—Municipalities Now Proceeding With Caution

By W. Ross Alger

OWING to the education that the people have received during the last three years as a result of the Victory Loan bonds going into the hands of thousands of people who previously had no knowledge of this class of investment it has proven of considerable benefit to the bond dealers, in that these people realize the advantage of high-class securities in the form of bonds, and are investing their money in same in preference to more speculative ventures.

Market Is a Limited One

There has not, however, been as yet a very large market for other securities than the war loans, as Alberta is dependent greatly on its grain growing to provide the funds that would be available for investment, and, as these come only every fall, they are practically all absorbed in Victory bonds, and there is very little other source of revenue at other times of the year. However, when these government issues are discontinued, there will undoubtedly be a large market here for high-class government and municipal bonds, and there is also developing a clientele for corporation bonds of solid companies with plenty of security behind their issues.

The government of Alberta have, during the last eighteen months, offered 5 per cent. savings certificates, redeemable at any time by the holder, to local investors, and they have been absorbed to a much greater extent than had ever been anticipated. They are particularly attractive on account of their redemption feature, as a great number of these investors can only leave their money for a portion of the year, and these funds would not go into a purchase of long-term bonds on account of their feeling their inability to market them at a fair price when they require the proceeds.

Alberta Issues During the Year

There have been very few bond issues in the province during the current year, as the municipalities and school districts have been going along very cautiously in an endeavor to keep their bonded indebtedness as low as possible while the high rates of interest continue. The government only made a small issue of one million dollars, twenty-year, 5½ per cent. bonds. The city of Lethbridge sold an issue of $35,000 and the city of Edmonton $260,000. There are other offerings of different cities to be placed on the market shortly, among them a three million dollar 5½ per cent. ten-year issue against tax arrears by the city of Edmonton. There has been issued $49,500 by towns and villages, $130,000 in municipal hospitals and $17,844 by rural municipalities to cover the cost of the influenza epidemic. The school debentures total $561,200, made up of one hundred and fifty-three issues, $180,000 by the Calgary school district, $20,000 by town and village districts and $35,000 by consolidated school districts, the balance being issues by rural schools.

Municipal Hospital Debentures

The municipal hospital debentures are a new form of security, the proceeds of which are used for the purpose of building a hospital in the centre of a number of municipal districts which are tributary to it, and it serves the needs of the people in all these districts. By a small annual tax levy against the land they are quite able to pay the operating costs and take care of the payment required on their debentures. They are under capable management, in that each of the reeves of the municipal districts in the hospital area form the board of management. Those that have been in operation are turning out quite successfully and are proving of inestimable value to the community.

The British Columbia Permanent Loan Co.

Paid-up Capital, $923,290.95 Reserve, $600,000.00
Total Assets, $3,069,205.03

DIRECTORS AND OFFICERS

DAVID H. WILSON, M.D., President — W. H. MALKIN, Vice-President
CHRIS. SPENCER — A. H. DOUGLAS
ROBERT GELLETLY — GEORGE MARTIN
R. J. ROBERTSON
ALBERT WHITTAKER, Inspector — JAMES LOW, Secretary-Treasurer
T. D. MACDONALD, General Manager

6 per cent. on Debentures—3 or 5 Year Periods

A General Agency Business, including Real Estate, Property Management, Bonds, Investments, Insurance, etc., conducted by

The British Columbia Permanent Agencies Limited

(Owned and controlled by The British Columbia Permanent Loan Co.)

Correspondence invited.

Head Office : : 330 Pender Street West, VANCOUVER, B.C.

MAHAN-WESTMAN

LIMITED

Successors to
T. MEREDITH, LIMITED

FINANCE
INSURANCE
REALTY

414 Pender Street W.

VANCOUVER, - B.C.

DR. J. W. MAHAN, President
J. A. WESTMAN, Vice-President and Managing Director

SAFETY and PROFIT

is what you are looking for.

AN INVESTMENT IN

International Loan Company, Limited

Western Canada's Solid and Progressive Mortgage Company,

WILL SUPPLY YOUR NEED

For particulars of our Attractive Investment apply

Head Office

224 Curry Building, Winnipeg

B. McKENZIE GUNN, LL.B. Vice-President
GEORGE W. ARGUE, M.D. President
GEORGE HAY Secretary-Treasurer

REGINA

Capital of Saskatchewan

The Financial and Commercial Centre of Saskatchewan, the Grain-Growing Province of the Dominion.

The City is growing Solidly and Steadily.

Population 40,000 **Surplus of Assets over Liabilities, Six and a Half Millions**

ASSESSMENT, 1919

Total Assessment	$55,212,420
Less Exemptions	13,981,650
Net Assessment	$ 41,230,770

POST OFFICE RETURNS

1915	$ 3,064,312
1916	6,377,986
1917	9,695,520
1918	10,161,003
1919 (10 months)	9,083,371

BANK CLEARINGS

1915	$ 87,122,611
1916	124,349,589
1917	169,800,113
1918	184,624,631
1919 (10 months)	164,191,300

EARNINGS CITY UTILITIES

1915	$ 634,779
1916	674,595
1917	716,914
1918	781,084
1919 (10 months)	769,798

Manufacturers and Wholesalers

REGINA has a model wholesale and industrial area, planned and developed to give every advantage to manufacturers and distributors. The district is served by spur track system linked with the three transcontinental railways. It has pavements, water, sewer, electric light and power, and street railway services, all of which are owned and operated by the City. Some seventy new businesses have located here since the beginning of the war, and the City still holds nearly Two Million Dollars of property in this area which is available for manufacturing or warehouse sites on attractive terms to bona fide firms.

Detailed information concerning the above will be furnished promptly on application.

CITY COMMISSIONER, Regina, Saskatchewan

MONTREAL STOCK EXCHANGE

Comparative Statement of Prices and Sales, January-March

	STOCKS	JANUARY 1918 High	Low	Sales	JANUARY 1919 High	Low	Sales	FEBRUARY 1918 High	Low	Sales	FEBRUARY 1919 High	Low	Sales	MARCH 1918 High	Low	Sales	MARCH 1919 High	Low	Sales	
1	Abitibi Com.				50	48	185				66	51⅝	1,285				67	64	795	1
2	" Pref.				90¾	90	120				92	92	20							2
3	Ames-Holden-McCready Com.				29	26	2,787				28½	28	335				30	28	210	3
4	" " " Pref.	47	47	25	76⅓	65⅜	2,721	47	47	25	77½	72	2,025				74	72¾	105	4
5	Asbestos Corporation Com.	20	15	62¼	46¾	44	1,519	20	20	10	53	45¾	3,443	16	16	70	57½	51	2,743	5
6	" " Pref.	48	46	120	64½	61½	1,125	50	45	25	70	63½	2,676				75⅝	68½	2,128	6
7	Bell Telephone	130	130	252	30	130	23	132½	130	193	130	130	254	132	130	108	130	130	366	7
8	Brazilian T. L. & P. Co.	40	32	4,210	54⅜	50½	2,252	40	34	2,426	52½	50	1,874	37	34	1,538	55½	52	5,845	8
9	British Columbia Fishing & Packing Co.	40	40	100	49	49	5	47	40	205	48	48	15	47½	41	785	48	46	375	9
10	Brompton	49	41⅜	2,646	61	58½	1,111	48	45½	139	59½	56⅞	2,323	47	44	299	59½	57⅜	1,941	10
11	Canada Cement Com.	58½	57	1,535	66	64	2,058	59½	57	1,589	67	63¼	2,491	61	58½	1,991	71	64¼	8,032	11
12	" " Pref	90¾	90	608	96½	95	274	90½	90	333	98½	95	295	91	90	521	100	98½	1,164	12
13	Canada Foundries & Forgings Com.				192	192	113	155	152	80	200	191	510							13
14	" " " Pref.	85	84½	18							89½	89½	5							14
15	Canada Steamship Lines, Ltd. Com.	43¼	39¼	7,012	45⅜	42¼	2,281	43	40⅜	2,807	45⅝	42	4,340	41	39½	1,311	44½	43	1,934	15
16	" " " Pref.	76	76	327	79	78	2,086	78½	76	1,713	79½	77	1,382	77	76	794	79	77¼	3,659	16
17	" " " Voting Trust							43½	41	525				39⅜	39¼	150				17
18	Canadian Pacific Railway	144½	144½	10	160	160	10	147½	147	40	163½	163½	150	146½	146¼	3				18
19	Canadian Car and Foundry Com.	22	18½	950	31½	28	2,065	26	23	425	32⅜	29½	2,002	27⅜	22	2,080	32½	30	810	19
20	" " " Pref.	60	49½	860	86	82	1,059	60	56½	685	88	83	1,440	65½	56½	2,698	89	86½	2,083	20
21	Can. Consolidated Rubber Co. Com.													100	100	25				21
22	" " " Pref.				98	98	60	97	94	5	97½	97	104							22
23	Canadian Converters	43	43	50	47	45¾	274				49½	45	1,395	43	43	25	51½	49	2,680	23
24	Canadian Cottons, Limited Com.	48½	48½	93	68	68	150	50	48½	565	69½	67	836	59½	49	729	76	70	2,958	24
25	" " " Pref.	76	76	10	76	76	216	76	76	72	76	76	489	76	76	86	83	76	1,370	25
26	Canadian General Electric	101½	101½	75	104½	102⅜	50	104	101½	478	104	103	345	105	102	305	104½	102	845	26
27	Canadian Locomotive Com.	58	58	25	63⅜	61½	117	59½	59	105	63	60	181	59¼	58	318	63⅜	63	171	27
28	" " Pref.				90	90	40	84½	84½	10	90½	90	20				91⅜	90	24	28
29	Carriage Factories Com.																			29
30	Consolidated Min'g & Smelt. Co. $25 par	25⅜	25	3,242	27½	25	23,991	26	25	1,896	26	25	2,356	25½	25	828	27½	25	9,706	30
31	Crown Reserve Mining Co.				55	40	18,597				60	45	11,830				50	38	1,400	31
32	Dominion Bridge	128	128	1	123	123	4													32
33	Dominion Canners Com.				39	37	240				39½	36½	665	23¾	23¾	56	39½	34	236	33
34	" " Pref.				76	76	50							80	80	10				34
35	Dominion Coal Pref.	94½	94¼	15							98	96½	2,110				97	97	55	35
36	Dominion Steel Corporation Com.	53⅜	53⅛	9,275	62½	59	5,400	62	58½	12,815	61⅜	59	4,504	61½	58½	8,401	62	59½	9,994	36
37	" " Pref.																			37
38	Dominion Iron and Steel Co. Com.	90½	88	122	95	93½	714	93	88½	167	95½	94	217	93	88½	118	96½	95	188	38
39	Dominion Textile Com.	83½	80⅜	914	104	100½	1,224	84⅜	83	482	104½	100	1,883	85	83	920	109½	104	3,870	39
40	" " Pref.	100	100	16	101½	101	83	100⅜	100	32	103½	101	80	100	100	33	108	102	170	40
41	Goodwins Limited Com.										12¾	10	41							41
42	" " Pref.				45	45	10										60	50	29	42
43	Gould Manufacturing Co. Com.																			43
44	" " Pref.																			44
45	Hillcrest Collieries Com.				36	35	30				45	40	227				46	40	955	45
46	Howard Smith Paper Mills Com.							65	65	35	65	65	100	65	65	7				46
47	" " Pref.	76	76	50							79	78	55							47
48	Illinois Traction Pref.	80	80	8				80	80	30	80	80	10	80	80	17	80	80	4	48
49	Intercolonial Coal Com.							30	27	140	30	30	5	30	30	255				49
50	Kaministiquia Power																			50
51	Lake of the Woods Milling Co. Com.	122	120⅝	240	165	160	112	136	126	807	160	159½	208	131	130	45	160	157	330	51
52	" " Pref.				106½	106	38													52
53	Laurentide Co.	155	152	622	198	192	3,861	157	153	914	209½	192	12,770	155	153	125	208⅝	204	1,674	53
54	Lyall Construction Co. Com.	68	62	487				65½	65	260				68	65	498				54
55	Macdonald Co., A., Ltd Com.	14½	13½	550	23	21½	542	15	14	609	25	21½	1,845	16⅞	15	1,718	25	23	2,367	55
56	Mackay Companies Com.	75¼	74	55	75	75	10	79	75¾	60				78⅛	78	60	77	77	1	56
57	" " Pref.	60	58½	27	64½	64½	10	60	59¾	15										57
58	Maple Leaf Milling Co. Com.	95	92	41	137½	125	1,235	98	95	100	139	127	465	98	96	222	141½	137	1,140	58
59	" " Pref.	91	91	1	98	98	10				98	98	10				100	100	1	59
60	Montreal Cottons, Limited Com	50	50	146	61	58⅜	390	50	50	255	61½	59½	510	50	50	211	65	61	634	60
61	" " Pref.	99½	99½	18	100½	100	1,229				100	100	26	100	99¼	10	103	102	145	61
62	Montreal L. H. and Power	75½	68½	5,245	88¼	84½	4,499	75	73	2,128	90	84½	19,459	75¼	73½	1,134	93	89	12,327	62
63	Montreal Loan and Mortgage										153	153	229							63
64	Montreal Telegraph	120	129	87	120	120	50				120	120	67	120	120	98	120	120	32	64
65	Montreal Tramways							150	150	45				150	150	1				65
66	National Breweries Com.										15	15	10				30	20	335	66
67	" " Pref.				53	53	225										70	60	1,260	67
68	Nova Scotia Steel and Coal Co. Com.	70	66½	255	66	66	3	68½	66½	842				66	66	138				68
69	" " " Pref.	100	100	5	105	105	10	105	100	50	106	105	152				105	104½	2	69
70	Ogilvie Flour Mills Co. Com.	149½	146	220	225	212	150	150¼	149½	78	215	200	190	165	160	60	200	194	134	70
71	" " Pref.	109	108	15	107½	106	20				110	110	64				110	109	74	71
72	Ontario Steel Products Com.	28	22½	1,075	28	27¼	40	29	28	275	32½	30	185	25	24	75	29	28	125	72
73	" " Pref.																			73
74	Ottawa L. H. & P.	69	69	1	80⅜	75	1,252	69	69	10	80	80	334				82	80	115	74
75	Ottawa Traction				80	80	120				80	80	20							75
76	Paton Manufacturing																			76
77	Penman's Limited Com.	66½	65	529	80	77½	150	74⅜	69	1,363	93	78½	2,051	75¼	73½	661	94	89⅜	2,402	77
78	" " Pref	82	81⅞	13	85	85	90	81⅝	81⅞	1	85½	82⅜	758	81⅝	81⅞	56	92	86	173	78
79	Porto Rico																			79
80	Price Bros. Com.				163	150	143	120	120	35	190	166½	265				165	166	10	80
81	" " Pref.																			81
82	Prov. Paper Com.																53	51	50	82
83	" " Pref.																87½	87½	25	83
84	Quebec Railway, Light, Heat & Power Co.	18¼	15	1,420	20	18	668	20	17	2,291	18	16½	1,955	17	15	521	21⅝	17	6,250	84
85	Riordon Pulp & Paper Co Com.				117½	117½	290	122	117½	1,770	123	117½	2,130	121	117¼	668	122½	117⅜	717	85
86	" " Pref.	97	93	8	94½	94	9	93½	92½	6	96	95	199	94	94	5	95	94	144	86
87	Russell Motor Car Com.																			87
88	" " " Pref.																			88
89	Sawyer-Massey Com.																			89
90	" " Pref.																			90
91	Shawinigan Water and Power Co.	108	107	840	116½	114½	1,675	116¼	108⅝	1,368	117¼	115	3,837	114½	110	1,084	118⅜	115	6,482	91
92	Sherwin-Williams Co. Com.				60	60	20	60	60	20				60	60	25	60	60	27	92
93	" " Pref.				99	99	130				99	89	46	99	99	15	99½	99	112	93
94	Spanish River Paper & Pulp Co. Com.	13⅜	13	235	19	17	715	15	13	407	21½	17½	8,845	14	13	252	20⅝	19	4,602	94
95	" " Pref.				67	63½	1,110	50	50	60	77⅜	65	3,650				82	76	3,243	95
96	Steel Company of Canada Com.	55	50½	3,668	65½	58	9,897	55⅜	53	2,699	61	57⅞	7,122	59	52½	12,612	65	60	9,616	96
97	" " " Pref.	85½	85¼	70	95	93⅜	221	87	85¼	46	94½	93¼	424	90	87	130	94½	93¾	315	97
98	St. Lawrence Flour Mills Com.				96	94½	711				90	90	15	53	50	400	92	87½	837	98
99	" " Pref.										80	80	6	80	80	10	80	80	10	99
100	Tooke Bros. Com.																25	20	63	100
101	" Pref.										72¼	72¼	85				74	72½	50	101
102	Toronto Railway	60	60	451				63	60	1,112										102
103	Tuckett Tobacco Co. Com.				24½	22	166				29	23¾	810				29	28	566	103
104	" " Pref.				80	80	25										85	81¼	30	104
105	Twin City	65	65	25																105
106	Winnipeg Electric	48	48	5							48⅜	48⅜	50				48	48	41	106
107	Wayagamack	50	50	55	55	51	1,140				52½	50	2,570				51	50	1,190	107
108	Wabasso Cotton				60	58	226	30	30	5	62½	60	174				71	62½	897	108
109	Windsor Hotel																			109
110	Woods Mfg. Co. Com.				86¼	86¼	25	61	58	215	90	90	5	58¼	57¼	320	88	88	20	110
111	" " Pref.																90	86	586	111

MONTREAL STOCK EXCHANGE

Comparative Statement of Prices and Sales, April-June

	STOCKS	1918 APRIL High	Low	Sales	1919 APRIL High	Low	Sales	1918 MAY High	Low	Sales	1919 MAY High	Low	Sales	1918 JUNE High	Low	Sales	1919 JUNE High	Low	Sales
1	Abitibi Com.	48	48	550	65½	62	120	48	48	115	80	64	874				82½	79	717
2	" Pref.										106	105	30				108	107	434
3	Ames-Holden-McCready Com.	17	15	205	33	28¼	365	22⅝	17¼	2,175	37½	32	2,363	24½	19½	3,574	53	38	6,835
4	" Pref.	57	47	1,192	77	73	1,317	60	54	2,127	89	75¾	7,380	64	57	2,636	96	83	14,235
5	" Com.				63	55¼	2,223	21	15	211	67	57	3,399				80	68½	3,597
6	Asbestos Corporation Pref.				78½	75	1,621	52	44¾	204½	81	77	1,031	55	51	400	88½	83½	690
7	" "	130½	130	100	130	130	131	130	130	70	132½	125	3,205	130	130	112	120¾	111½	1,006
8	Bell Telephone	36⅜	33⅜	1,448	55	52	4,251	36	33¼	1,533	59½	54	12,340	35	33½	473	60	57	10,618
9	Brazilian T. L. & P. Co.	50	49	82	47½	46⅞	165				54¼	46½	5,218				54½	49	2,725
10	British Columbia Fishing & Packing Co.	52	45	2,702	58½	55	954	54⅝	49	7,807	63	55	25,599	56	53	924	65½	61½	28,401
11	Brompton Com.	61	59	2,397	67	64½	1,683	61	59	4,663	69½	66	4,387	62½	59½	2,249	70	67½	3,671
12	Canada Cement Pref.	93½	90	386	101½	99¼	894	91	90	358	101½	99¼	711	92	90	616	101¾	100	1,093
13	" Com.							156½	150	470	197	195	80	155½	150	150	193	185½	201
14	Canada Foundries & Forgings Pref.																		
15	" " Com.	42⅛	39¼	2,936	45½	43	1,076	40	39¼	1,860	50½	44	11,289	40½	39¼	852	52¼	48½	4,934
16	Canada Steamship Lines, Ltd. Pref.	76¼	76	1,409	80¾	77½	4,693	76½	76	703	87	80¾	16,603	76½	76	331	87½	84	4,381
17	" " " Com.							39	39	25				41	39	590			
18	" " " Voting Trust	39	38½	100				147	147	25	171⅜	171¼	50				167½	167½	200
19	Canadian Pacific Railway Com.	32½	26	3,947	31⅛	29	1,385	32	30	722	33⅜	30	2,863	33¼	29¾	2,305	47	30	12,230
20	Canadian Car and Foundry Pref.	78½	62	4,327	90	88	2,660	78½	76½	2,790	92	88	2,840	79	73	1,275	99¼	89	3,795
21	" " Com.																		
22	Can. Consolidated Rubber Co. Pref.																		
23	Canadian Converters				57½	50⅛	3,297	43	43	388	57⅜	55	1,627	45	43	331	58	56	1,024
24	Canadian Cottons, Limited Com.	60	56½	668	86	74¾	5,260	64	63	125	90	83½	4,728	61½	60	325	85¼	81	425
25	" " Pref.	76	76	135	87¾	81	548	76	76	117	86	85	381	76	76	127	86	83½	170
26	Canadian General Electric Com.	103	101⅛	117	108	103½	962	103	102	302	116	108	1,589	103½	102	75	114½	112	205
27	Canadian Locomotive Com.	58	58	250	67½	62	635	61	58	414	70¼	66½	1,888	60	58½	90	78½	70	1,845
28	" " Pref.	85	84½	30	91	90	295	86	85	30				85	84½	24	94	93	157
29	Carriage Factories Com.										15	15	50				15	13	30
30	Consolidated Min'g & Smelt. Co., $25 par	25	25	486	30	26½	7,100	25	25	858	29¾	28	5,229	25	25	2,640	31⅞	28	25,069
31	Crown Reserve Mining Co.				41	41	125				44	39	9,300				40	34	1,500
32	Dominion Bridge Com.	27	23¾	323	123	123	3	123	123	1				123	123	1	115	100	684
33	Dominion Canners Com.				42	35	1,426	43	28½	1,286½	45½	41⅜	1,120	35	35	20	53	44	2,676
34	" Pref.										91½	91½	5				92	92	10
35	Dominion Coal Pref.							94½	94¼	10	98	95	76	95	94½	58	100	97	10
36	Dominion Steel Corporation Com.	61½	58¾	6,758	62	60½	10,755	63⅜	58	20,611	63¾	60	22,711	62	59	4,932	68½	62⅝	52,543
37	" Pref.													91	91	15			
38	Dominion Iron and Steel Co. Pref.	91½	90	381	97⅓	96	227	90⅓	90	406	100	96¾	302	92	90	212	99½	97	223
39	Dominion Textile Com.	89	83	2,986	115¼	107	5,880	91¾	87½	2,396	119½	112	6,319	91½	89	726	116½	108	1,914
40	" Pref.	101	100	21	106	106	55	100	100	41	105½	104	114	100	100	4	106	102¼	191
41	Goodwins Limi ed Com.				12⅜	12¼	6				12¼	12¾	5				23	15	635
42	" Pref.				56	54	112				65	65	25				66	60	265
43	Gould Manufacturing Co. Com.																		
44	" Pref.																50	48	215
45	Hillcrest Collieries Com.				46	44	405	15	15	80	51	44	810				81	72	515
46	Howard Smith Paper Mills Com.										71	65	355	65	65	10	95	85	275
47	" " Pref.	75	75	25				76	75	100	81½	81¼	210	75	75	50	80	80	1
48	Illinois Traction Pref.										80	80	1						
49	Intercolonial Coal Com.	27	27	25				26	26	50									
50	Kaministiquia Power				162½	160	120	132	129	163	190	162	439	133	130	160	180	175	56
51	Lake of the Woods Milling Co. Com.	130	130	70	106½	106	136				106½	106½	2	100	100	50			
52	" " Pref.	110	110	7	207½	205½	1,875	167	161	847	225¼	207	19,547	167½	164½	1,070	228	219	4,798
53	Laurentide Co.	164	154	2,575	68	64	102	79	75	1,335	71	65	805	78	78	25	82	66	3,753
54	Lyall Construction Co. Com.	76½	68	1,573	24	23	555	13½	13½	76	27⅜	24¼	4,731	13½	13½	150	34⅝	26¾	10,313
55	Macdonald Co., A., Ltd. Com.	15	13½	470	76	74	79	74⅝	74⅝	25	79½	78¼	11	75¼	75	77			
56	Mackay Companies Com.	75½	75½	5				64⅝	64⅛	25									
57	" Pref.	65¼	65¾	5				98⅜	96	660	169	149	2,556	107½	97	607	169	166½	490
58	Maple Leaf Milling Co. Com.	98	94	175	150	137	2,876							93	92½	34	105	105	1
59	" Pref.				99	99	1	51	50	71	71½	69	951	55½	55	265	68	67½	146
60	Montreal Cottons, Limited Com.	50⅜	50	35	72¼	65	265	100	100	10	103	102	179				103	102	74
61	" Pref.				103	102½	136	77¾	75	1,783	92	89½	9,508	76½	75	1,190	90½	88	4,960
62	Montreal L. H. and Power	80¼	73¾	4,854	93	89¼	6,387										155	153½	205
63	Montreal Loan and Mortgage				153¼	153¾	40	120	120	20	121	120	54				129	125	37
64	Montreal Telegraph	120	120	15	120	120	147							150	150	5	114¾	114¾	2
65	Montreal Tramways										133	73½	46,741				169	128	21,983
66	National Breweries Com.				78	30	15,181				99	90	1,559				98½	97	175
67	" Pref.				92	68	2,845	66	66	5	85	66	4,062				97	78½	6,511
68	Nova Scotia Steel and Coal Co. Com.	66	66	10	66	66	190	100	100	10	107	105	27	103	102	27	110	107	32
69	" Pref.	100	100	35				175	170	124	257	216	1,951	175	161	90	260	250	458
70	Ogilvie Flour Mills Co. Com.	170	160	154	219	195	592	111	111	1	109	107	16				110	108	134
71	" Pref.				110	109	113	26½	25½	180	35	27	1,225	25	25	15	36¾	31½	1,645
72	Ontario Steel Products Com.	28¾	25	1,328	28	27	110				75	75	125						
73	" Pref.							80	69	400	81	81	1	82¼	81	275	82½	82	33
74	Ottawa L. H. & P.				82¼	82¼	156	66¾	66¾	108									
75	Ottawa Traction													124	124	12			
76	Paton Manufacturing Com.	76	73	60	95	90½	1,828	76	72½	197	95	92	1,150	75	74	68	95	93	205
77	Penman's Limited Pref.	82	82	16	93	92	211	83	82	43	93	90	52				91½	90	65
78																			
79	Porto Rico Com.	120	120	50				120	120	65									
80	Price Bros Pref.																55	53	125
81	" Com.										90	88	70						
82	Prov Paper Pref.							22½	16	6,956	20½	18	4,749	21	19	1,535	21⅔	18½	5,481
83	" Com.	13½	16	2,407	21¾	18	3,560	123	117¼	2,097	131	119	3,030	120½	117½	1,593	128½	124½	958
84	Quebec Railway, Light, Heat & Power Co. Com.	118½	117¼	820	121	117½	1,479				99¼	97	292	95	94	35	100	98	152
85	Riordon Pulp & Paper Co. Pref.				95	95	5												
86	" Com.																		
87	Russell Motor Car Pref.																		
88	" Com.																		
89	Sawyer-Massey Pref.							112½	111	1,071	127⅞	121½	10,395	113¼	111	532	125	121	2,124
90	"	115	109½	1,959	120⅝	116¼	4,374				66	65	9	60	60	21			
91	Shawinigan Water and Power Co. Com.				60	60	72				100	99½	106	99	99	2	102	100	45
92	Sherwin-Williams Co. Pref.	100	99	4	100	99	191	16½	13	1,658	27⅛	19	32,596	13⅜	13	1,647	42½	26½	55,432
93	" Com.	14	13	405	20¼	19	3,025	53¾	50	1,541	106	80½	23,531	50	50	175	110	110½	16,484
94	Spanish River Paper & Pulp Co. Com.				82	78	1,121	67½	58¼	31,843	65½	62⅝	11,455	67½	61½	11,772	73¾	65¼	37,980
95	" Pref.				66	61¼	7,311	91	90	95	98¼	97	411	94½	90½	293	98½	97	507
96	Steel Company of Canada Com.	61	57½	11,928	97½	93½	445	70½	63½	557	110	92½	11,524	78¼	65¼	2,367	113	106½	2,585
97	" Pref.	91	89	196	94	90	1,878				92½	88	18	80	80	110	97	95	35
98	St. Lawrence Flour Mills Com.	70	50	4,102	88	85	62				40½	30	1,131				43	35	1,150
99	" Pref.	80	80	70	28	26	64	19	19	25	86	76	1,150				86	85	265
100	Tooke Bros. Com.				76½	75	327							60	60	60	48¾	40	774
101	" Pref.							61½	60	833							40	38	15
102	Toronto Railway				37½	27½	1,581				40	34	1,120				88	88	10
103	Tuckett Tobacco Co. Com.				90	85	225				90½	88	105						
104	" Pref.																		
105	Twin City																50	45	2,231
106	Winnipeg Electric	50	50	15	50	50	471	51	50	1,425	50	50	350				88½	85	844
107	Wayagamack	28½	21	160	75	69½	746	45¾	28½	2,061½	86	75	1,206	42½	40	10			
108	Wabasso Cotton																		
109	Windsor Hotel Com.										102	90	421	70½	67	462	95	95	60
110	Woods Mfg. Co. Pref.				90	89	518	67	60	1,680	90	87	40				95	87	85
111																			

MONTREAL STOCK EXCHANGE

Comparative Statement of Prices and Sales, July-September

	STOCKS	JULY 1918 High	JULY 1918 Low	JULY 1918 Sales	JULY 1919 High	JULY 1919 Low	JULY 1919 Sales	AUGUST 1918 High	AUGUST 1918 Low	AUGUST 1918 Sales	AUGUST 1919 High	AUGUST 1919 Low	AUGUST 1919 Sales	SEPTEMBER 1918 High	SEPTEMBER 1918 Low	SEPTEMBER 1918 Sales	SEPTEMBER 1919 High	SEPTEMBER 1919 Low	SEPTEMBER 1919 Sales	
1	Abitibi Com.	48	48	15	82½	80	260	49	49	25	80	79	55	48	48	25	121	81½	3,676	1
2	" Pref.				108	106	70				107	105	70				116	92	450	2
3	Ames-Holden-McCready Com.	23¾	21	536	54	47	4,990	28	23½	3,921	54	44	3,119	27	25	380	89	50	30,128	3
4	" " " Pref.	64	59¾	1,775	101	93	13,996	72½	63½	4,388	103¼	92½	6,647	69½	66	805	110	98¾	16,703	4
5	Asbestos Corporation Com.	21	15	385	76½	70	2,553	20	19	930¾	75	72	1,323	32⅝	20	1,301¼	77	73	2,460	5
6	" " Pref.	55	53	258	85	80	846	52½	51¾	155½	85	82	550	61½	51¾	2,698	88	82⅝	1,050	6
7	Bell Telephone	131	130	108	120	118	613	130	130	14	120	119	320	130	130	116	120	118½	315	7
8	Brazilian T. L. & P. Co.	36½	34¼	675	61	57	16,007	40¾	36	3,167	57½	50	8,092	49	41¼	12,530	53	50	11,545	8
9	British Columbia Fishing & Packing Co	45⅝	45	55	65½	52½	11,295	52½	45½	3,756	65	59¾	1,335	51	49¾	310	64	61	1,790	9
10	Brompton	57¼	54	1,207	66	61¼	22,090	60	56	7,935	61½	57	5,959	62½	58½	8,278	66½	58½	18,467	10
11	Canada Cement Com.	61	60½	1,884	71¼	68	5,637	69½	61	7,551	70	67	2,523	69½	66	2,333	73½	69	5,827	11
12	" " Pref.	92⅝	91⅝	303	102	100	922	92	90¾	408	101⅜	100	516	95	92	604	101	100	1,134	12
13	Canada Foundries & Forgings Com.	200½	155	3,853	209	185½	6,208	209½	190	5,165	195	187	760	213	205	2,581	200	183	1,522	13
14	" " Pref.													93½	90	187				14
15	Canada Steamship Lines, Ltd Com.	44	39½	3,479	52½	49½	5,513	45	41⅝	4,912	55	51	6,498	48¼	44	8,960	65	53½	16,509	15
16	" " " Pref.	77	76	1,950	86⅜	83	7,236	78	76½	1,313	84¾	81¾	4,607	78½	76	4,159	85	82	5,649	16
17	" " " Voting Trust	45	41	1,850				49½	45	757							65	52	1,758	17
18	Canadian Pacific Railway	150	149½	81				173	154	48				163	157	16				18
19	Canadian Car and Foundry Com.	37¾	30	6,121	44	39	7,006	38¼	36½	1,090	39	53½	1,320	38	34	140	48⅝	36½	14,046	19
20	" " " Pref.	92	73½	5,010	100	95½	4,212	91	88½	1,575	98	94½	1,880	89½	83	1,481	103½	96½	4,781	20
21	Canadian Consolidated Rubber Co. Com.				250	250	4													21
22	" " Pref.				100	100	10							98	97	6				22
23	Canadian Converters	46	44½	617	67	56¾	4,413	49	45	1,043	64	63	360	50	47	785	68	64	1,266	23
24	Canadian Cottons, Limited Com.	62½	62½	25	95	78⅝	2,640	70	64	965	92	86	124	70	69	7	94	89	2,540	24
25	" " Pref.	76	76	93	85	84	350	76	76	181	84½	83½	177	76	76	354	85	83	107	25
26	Canadian General Electric	102	101½	100	112½	111	400	103½	101½	612	110	108½	170	103½	101½	250	108	106	345	26
27	Canadian Locomotive Com.	59	59	30	84	76½	271	66	60	2,440	84½	82	133	69	64	1,240	90	84	295	27
28	" " Pref.				95	93	76				91	82	75							28
29	Carriage Factories Com.	15	15	15	15	15	71				16	16	15							29
30	Consolidated Min'g & Smelt. Co. $25 par	25	25	200	31⅜	30	18,083	25	25	7,787	30¾	28½	4,851	25	25	682	30½	29	4,229	30
31	Crown Reserve Mining Co.				40	40	300				30	30	300				41	41	7,000	31
32	Dominion Bridge	123	123	30	107⅞	103	381	127¼	123	3,390	103	94	408	128	124¼	1,096	115	94½	4,434	32
33	Dominion Canners Com.				59	52	1,540	40	37¼	140	52	45	365	38	38	25	56¾	47¼	5,896	33
34	" " Pref.										49	49	45							34
35	Dominion Coal Pref.	95	94¼	171	98	97½	18	95	94½	31	98	98	62				98	98	77	35
36	Dominion Steel Corporation Com.	61½	59¼	2,593	73	64⅝	57,501	65	60¼	12,194	67⅜	64½	16,978	65	61	6,826	70½	67	38,902	36
37	" " Pref.																			37
38	Dominion Iron and Steel Co. Pref.	95½	91	298	100	98	330	96½	95	434	99	97	165	99	96	800	100	96¾	168	38
39	Dominion Textile Com.	90	88½	181	125⅝	114	11,182	98½	88½	2,455	118⅝	115	1,828	99	95½	2,615	122	117	2,768	39
40	" " Pref.	101½	101	17	105½	104	235	102	100½	16	106	105½	37	102	102	20	106	105½	130	40
41	Goodwins Limited Com.				27	25	150				25	18	66	15	11	25	26	25	85	41
42	" " Pref.				76	69	100				75	70¾	95	45	45	10	75	73	67	42
43	Gould Manufacturing Co. Com.													100	100	125				43
44	" " Pref.							100	100	45										44
45	Hillcrest Collieries Pref.				49	47	75	36	28	415				40	30	485	45	45	20	45
46	Howard Smith Paper Mills Com.				85	78	853				83	80	305	65	65	195	100¼	84	2,075	46
47	" " " Pref.	75	73¼	148	95	92	125	75	65	97				76	76	5	93	92	110	47
48	Illinois Traction Pref.	80	80	18				80	80	2	75	75	5				71	70	20	48
49	Intercolonial Coal Com.	35	35	20										35	35	40				49
50	Kaministiquia Power													120	120	25				50
51	Lake of the Woods Milling Co. Com.	136	133	95	190	175	482	152½	136	526	205	187	543	162	150	785	220	200	1,057	51
52	" " " Pref.				106	106	16	103	103	28				104	104	25	108	108	20	52
53	Laurentide Co.	169	166	375	222	215	2,289	183½	169	7,772	216	207½	3,602	184¼	174½	5,795	233½	211	8,795	53
54	Lyall Construction Co. Com.	82½	75	1,907	83½	79½	2,865	84	80¼	1,147	81½	79½	675	85½	81¾	1,590	86	81	1,325	54
55	Macdonald Co., A., Ltd Com.	14	13½	182	36	30¼	3,945	20½	13½	3,284	33½	30	2,173	21½	18	2,198	36	30½	6,666	55
56	Mackay Companies Com.				78½	78¼	25							76½	76	75				56
57	" " Pref.													64½	64½	25				57
58	Maple Leaf Milling Co. Com.	114	101½	1,251	177½	166	760	120	110¾	2,642	178	174	285	129½	117½	2,161	199	199	30	58
59	" " " Pref.				106	106	95				106	106	65	95½	95¾	5				59
60	Montreal Cottons, Limited Com.	56	54½	54	71½	68	628	58	56	335	71	68	410	61	58	1,315	73½	70	902	60
61	" " " Pref.	100	100	20	103	102	711	100	99½	281	103	102½	211	99½	99½	159	102½	100½	26	61
62	Montreal L. H. and Power	78½	75	5,214	95	88½	15,981	83	76¼	8,946	92½	90¼	5,825	88½	82½	1,619	92	90½	6,909	62
63	Montreal Loan and Mortgage							170	170	3				160	160	2	152½	150	16	63
64	Montreal Telegraph	120	120	17	125	120	117	120	120	13	125	125	15	120	120	2	126	126	18	64
65	Montreal Tramways													150	150	2	115	115	2	65
66	National Breweries Com.				187	166	17,779				193	168	14,441				184½	167	13,825	66
67	" " Pref.				99½	97	261				99½	98	65				100	100	25	67
68	Nova Scotia Steel and Coal Co. Com.	66	66	17	90½	87	171	71½	66	3,270	79	74	43	68	66	1,048	75	75	3	68
69	" " " " " Pref.	102	102	3	112½	105	33				106	105	55	103	102	46	106	105	20	69
70	Ogilvie Flour Mills Co. Com.	175	172	77	255	240	325	190	175	166	250	250	70	197½	185	246	261	250	661	70
71	" " Pref.	101	100	222	109	107	52	101	100	23	109	109	1				110	109	110	71
72	Ontario Steel Products Com.	35	28	880	35½	31	700	34	28½	3,090	36½	31	2,235	35	30	3,143	38	32½	715	72
73	" " Pref.	78	73	138	81	76	170				78	77	50				77½	77½	10	73
74	Ottawa L. H. & P.	85	84	95	82	82	10	85	82	353	83	83	45	86	84	29	82	81	17	74
75	Ottawa Traction																			75
76	Paton Manufacturing																			76
77	Penman's Limited Com.	77	75	270	98½	94	416	83	77	557	96	94½	113	83½	81	180	110	96	1,071	77
78	" " Pref.	81⅛	81⅛	1,000	93	90	12	83½	81⅞	1,010	95	94½	13	84¼	83	15	95½	94	25	78
79	Porto Rico																			79
80	Price Bros Com.							140	135	110				149	142	196	225	200	520	80
81	" Pref.																			81
82	Prov. Paper Com.							42½	42½	100				43	43	16	65¼	65¼	25	82
83	" Pref.																90	90	25	83
84	Quebec Railway, Light, Heat & Pr. Co.	20	17½	700	20⅜	18⅜	3,635	20	17½	1,376	19	16¾	3,585	20½	17½	1,764	23½	17	11,677	84
85	Riordon Pulp & Paper Co. Com.	118	117¼	241	145	126½	10,329	119	117¼	1,294	138½	132	1,366	123	117¼	2,790	145	135	5,945	85
86	" " Pref.	94	94	1	99¼	99	117				99	98½	175	95	93½	1,272	98	96	677	86
87	Russell Motor Car Com.	70	70	40																87
88	" Pref.																			88
89	Sawyer-Massey Com.				21	21	15													89
90	" Pref.				60	60	50										59	59	50	90
91	Shawinigan Water and Power Co.	111½	110½	1,279	127	121¼	7,057	116½	111	3,111	124	120	1,630	118½	114½	4,345	123	120⅜	3,221	91
92	Sherwin-Williams Co. Com.				65	65	10				75	70	97				76	72	143	92
93	" " Pref.				100⅜	100	53	100	99	67	99½	99	7				101	100½	40	93
94	Spanish River Paper & Pulp Co. Com.	14	13	135	46	40	35,543	14½	13	2,017	42⅜	37¼	11,223	14⅜	13	1,633	58¼	41	43,165	94
95	" " " " " Pref.				109	103	12,074	54½	50	1,936	107	103	3,151	55	50	1,180	114½	107	10,493	95
96	Steel Company of Canada Com.	66⅜	64	4,673	76⅞	69	25,558	74	64⅜	29,763	69½	64⅜	7,524	74½	71	9,525	73	68	8,867	96
97	" " Pref.	95½	92	169	100	98	258	97	94½	849	100	98	387	98	97	486	98½	98	296	97
98	St. Lawrence Flour Mills Com.	78	75½	535	113½	108	2,394	93	77⅜	3,102	110	107	55	94	86	1,665	122	106½	5,356	98
99	" " Pref.				95	92½	55	85	80	186	92	92	5	80	80	55	91⅜	90	13	99
100	Tooke Bros. Com.				46	39½	2,301	24	19	413	42	40	782	30	23	528	69⅜	40	13,620	100
101	" Pref.				88	87	330	72¼	72¼	167	80	80	90	77	72¼	292	92½	80	2,470	101
102	Toronto Railway	60	60	10	50½	44	540	60	60	208	43	40	132	61	60¼	111	40½	39½	317	102
103	Tuckett Tobacco Co. Com.				47⅝	35	6,302	18½	18½	190	44½	40	195	23	18½	320	55	40	7,435	103
104	" " Pref.				91	88	110				90½	90½	15	82½	82½	1	91½	89⅜	231	104
105	Twin City																			105
106	Winnipeg Electric							48	48	13										106
107	Wayagamack	50	50	137	55½	47	11,190	52¾	50	2,368	57⅛	48¾	6,415	52¼	50	1,265	70½	55	21,067	107
108	Wabasso Cotton	50	40½	1,594½	102	84	388	55	49½	1,599	102	100	219	54	52	472	107	100	833	108
109	Windsor Hotel																			109
110	Woods Mfg. Co. Com.	95	70	1,487	95	88	80	95	85	451	95	92	125	92	85	329	98½	85	170	110
111	" Pref.				85	83¼	145	86	86	10							86	85	25	111

MONTREAL STOCK EXCHANGE

Comparative Statement of Prices and Sales, October-December

	STOCKS		1918 OCTOBER			1919			1918 NOVEMBER			1919			1918 DECEMBER			1919		
			High	Low	Sales	High	Low	Sales	High	Low	Sales	High	Low	Sales	High	Low	Sales	High	Low	Sales
1	Abitibi	Com.	51½	48	160	148	113½	6,648	48	48	50	190	141	10,957	49	48	300	292½	175	6,164
2	"	Pref.				95	92½	545				95	93½	1,960	90	90	110	99	95	401
3	Ames-Holden McCready	Com.	26¾	25¾	175	112½	84	17,582	26	26	3	121½	108½	8,596				130	117	3,670
4	" " "	Pref.	69¾	64½	940	116¾	107	15,820	67	66	27	116	108½	8,057	62½	61	575	114	107½	1,406
5	Asbestos Corporation	Com.	33	30	255	91½	74	6,390	38	30	1,546	90	80	4,329	46	37	4,475	89	83½	3,975
6	" "	Pref.	60	59	545	96	87	1,703	60½	58	611	103	92½	3,914	63	59¾	1,452	60	96	3,031
7	Bell Telephone		130	130	122	119	117	397	130	130	35	118	116½	218	130	130	70	116	110¾	801
8	Brazilian T.L. & P.Co.		51½	48	10,800	55½	50	23,480	60	49	20,003	53½	50	17,880	54	50⅜	2,482	53½	49½	12,762
9	British Columbia Fishing & Packing Co.		49¾	48¼	200	73	62	6,716	49	48	20	69	60	2,249	48	45½	215	66½	60	1,725
10	Brompton	Com.	63¼	59¼	5,107	85	64½	62,513	60½	57	2,060	86¼	72½	40,435	61⅞	58¾	3,017	87	77	33,080
11	Canada Cement	Com.	67½	63	2,458	74½	70	7,266	64¾	59¾	3,046	73½	70	3,345	67½	62½	4,256	73¾	70	4,370
12	" "	Pref.	95½	94¼	523	101⅜	100	1,009	95	93	266	100¾	98¾	1,172	95½	94	480	100	97	1,204
13	Canada Foundries & Forgings	Com.	209	197	697	193	180	505				195½	175	3,752	201	194	670	195½	187	2,049
14	" "	Pref.				92	91½	80												
15	Canada Steamship Lines, Ltd	Com.	47⅝	45	3,412	75½	61	13,280	47½	44½	1,565	74	68	8,365	50¾	44¾	5,879	81	70	15,053
16	" "	Pref.	77	76½	1,022	87¼	83¾	10,255	77	76	1,252	86	83¾	4,449	89½	76½	4,767	87¼	83¾	4,520
17	" " "	Voting Trust	51	50	60	63	63	25	50	50	42	68	68	100				74½	73½	600
18	Canadian Pacific Railway	Com.	34	32	1,465	51½	48¾	16,064	34	30	1,110	55	47	11,797	33½	25¼	2,750	72	49½	16,017
19	Canadian Car and Foundry	Com.	87	84	695	100½	97⅞	3,296	85½	83	537	101	97¼	3,929	86⅜	83	2,180	109	98	8,965
20	" "	Pref.				150	150	1												
21	Can. Consolidated Rubber Co.	Com.							97	97	138				98	97	42			
22	" "	Pref.							47	46	51	71	68	1,293	46	46	46	70½	68	390
23	Canadian Converters		49½	47	402	70½	67	1,265	68½	67	355	98	91	2,295	69	68	306	98	92	1,943
24	Canadian Cottons, Limited	Com.	68	68	100	96¾	90	2,128	76	76	225	83	81½	100	76	76	110	82	81	207
25	" "	Pref.	76	76	197	84	81½	116	105	103	167	112¼	108	357	106¼	103¼	63	109	104	453
26	Canadian General Electric	Com.	104½	102	171	113½	106	1,965	67	64¾	1,580	100½	98	110	66	63	395	96	95½	60
27	Canadian Locomotive	Com.	64½	62¾	480	105½	94¾	2,290	87	85	56	92½	92½	5	90	89	40	94⅞	94¼	50
28	" "	Pref.	86½	86	80	93¼	93¼	5	15	15	20	28¼	24	720	15½	15	140	32½	24	375
29	Carriage Factories	Com.	15	15	1	31	17	7,245	25	25	87	30½	28	5,473	25	25	907	29	27	4,399
30	Consolidated Min'g & Smelt. Co.	$25 par	25	25	980	32	29⅜	16,210				35	32	4,150	24	23½	6,350	46	40	60,565
31	Crown Reserve Mining Co.					40	35	2,000				114	103	3,183	123	123	204	114	100	4,394
32	Dominion Bridge		125	123	175	117¼	108	11,381	30	30	50	64½	55	3,950	35½	28	745½	61¾	57	2,680
33	Dominion Canners	Com.				65½	52	12,481							72½	72½	50	88	88	20
34	" "	Pref.										98	95	65	94¼	94¼	46	98	95	64
35	Dominion Coal	Pref.	94¼		50	98	98	20				73¾	68	65,958	63⅜	60	10,987	75¼	70	36,041
36	Dominion Steel Corporation	Com.	64½	5	24,524	71⅛	68	29,360	63½	59¾	14,697									
37	" "	P. ef.																		
38	Dominion Iron and Steel Co.	Pref.	96½	95	179	97	94¾	478	96¼	94	189	96	94	318	94	93	278	94	92	214
39	Dominion Textile	Com.	96¾	95	835	125⅜	120¼	4,552	99	95	2,433	123¼	116½	2,171	101	96	2,430	125	121	3,363
40	" "	Pref.	101	100	77	106	103	38	101	100½	52	105½	103	80	101	100	4	106	103	205
41	Goodwins Limited	Com.				25	25	162				25	25	22				28	25	15
42	" "	Pref.				72	70	59				75	70	55	45	45	35	80	77⅛	205
43	Gould Manufacturing Co.	Com.							100	100	20				100	100	25			
44	" "	Pref.							35	35	80	62	52	625	100	100	5			
45	Hillcrest Collieries	Com.				64	49	2,097	66	66	50	147	135	1,135	37	35¾	125			
46	Howard Smith Paper Mills	Com.	66	66	50	145	100	2,411	80	78	65	99½	99½	55	65½	65½	100	151	142	406
47	" "	Pref.				99	95	120	80	80	1	70	68	194						
48	Illinois Traction	Com.				73	70	93							80	80	28	70	66½	143
49	Intercolonial Coal																	50	50	50
50	Kaministiquia Power								156	156	5	229	220	487						
51	Lake of the Woods Milling Co.	Com.	161	154	133	223	212	861				109	108	33	167	150¼	327	200	190	229
52	" " "	Pref.				110	108	82	180	177¾	100	245	227	5,370						
53	Laurentide Co.		184	180¼	1,470	245	227	14,663				165	113	12,824	198	177	10,416	276	233	11,111
54	Lyall Construction Co.	Com.	82½	82	15	161½	88	28,217	21	19	806	39	35	2,247				115	81	8,146
55	Macdonald Co., A., Ltd	Com.	23½	20	3,981	40	34	9,062							22	20	449	46⅛	35½	9,892
56	Mackay Companies	Com.	78⅝	78⅝	15							65¾	65½	50						
57	" "	Pref.				65¾	65¾	5	140	123	700	203	195	231	136½	127	1,808			
58	Maple Leaf Milling Co.	Com.	131½	125	636	200	198	61												
59	" "	Pref.	96¾	94½	74	106	106	20				84	82	348	59	58¾	70	85	81	232
60	Montreal Cottons, Limited	Com.	59	58	162	87	72	1,486	59	58	55	105	100	36	100	99½	72	104	104	38
61	" " "	Pref.	100	99¾	12	102	102	36	100	99½	865	90	88½	4,229	88½	82½	19,828	92¾	87	13,160
62	Montreal L. H. and Power		87½	83	2,496	91¾	89	10,184	84⅝	81½	5,522				152	152	4			
63	Montreal Loan and Mortgage		160	160	1							124	120½	161				121	120	56
64	Montreal Telegraph		120	120	46	126	120	142	120	120	85	125	120	11				160	130	1,548
65	Montreal Tramways	Com.										183	171	4,599				199	174	9,175
66	National Breweries	Pref.				187½	180½	5,739				97	96	50				98	97	226
67	" "	Com.	67	66	77	97½	97½	125	50	50	121									
68	Nova Scotia Steel and Coal Co.	Pref.	100	100	71	86⅝	78	35	66	66	12									
69	" "	Com.	195	185	145	105	105	20	102	102	2	108	106	15						
70	Ogilvie Flour Mills Co.	Pref.	106	106	100	250	240	735	200¾	190	267	298	248	1,172	210	198	178	285	275	705
71	" "	Com.	32	32	25	109	108	33	107	106	7	108	105¾	150	110	110	10	106	104½	257
72	Ontario Steel Products	Pref.	78	78	28	49¼	33⅜	3,188	29	27	75	50	42½	2,738	26¼	25½	35	58	40	1,260
73	" "		81	81	25	87¾	78	112				90	85	15				90	85	74
74	Ottawa L. H. & P.					87	81½	344	82	82	10	87	87	5				85	82	11
75	Ottawa Traction														81½	67	498			
76	Paton Manufacturing								124	124	10									
77	Penman's Limited	Com.	84	81	553	111	106	971	83	79	231	110	105	737	79½	78	111	112	106½	655
78	"	Pref.	85½	84½	36	98½	92⅜	85	85¼	85¼	25	92½	91	15	85¼	85¼	60			
79	Porto Rico	Com.	151	150	52	223	220	213												
80	Price Bros.	Pref.										260	235	483	147½	147½	100	260	255	500
81	"	Com.				85	78	80												
82	Prov. Paper	Pref.	78	78	5	91	89	105	82	82	95	85	85	30	46	45½	225	81	75	176
83	"		21⅜	18½	3,684	24⅜	20⅜	10,816	19½	18	910	91½	91	35	83	81	135			
84	Quebec Railway, Light, Heat & Power Co.		122	118	177	159	145	13,302	118	117½	110	25	22	7,973	19	17½	236	30½	22	35,706
85	Riordon Pulp & Paper Co.	Com.	94	93¾	525	98	97½	532				157½	138	5,609	117⅜	117¼	258	191	149	11,499
86	" "	Pref.				102¾	91½	295				99	97½	532	95	95	15	100	97½	288
87	Russell Motor Car	Com.				96⅜	96⅜	25												
88	" "	Pref.				21	21	25												
89	Sawyer-Massey	Com.				60	60	60												
90	"	Pref.				124	120	6,837	118	114½	1,591	121¾	116⅜	4,938	117½	114½	8,204	121½	116	10,413
91	Shawinigan Water and Power Co.		118	115	886	100	75	786				76	73	84				80	73	127
92	Sherwin-Williams Co.	Com.				100	100	25	99	99	1	100½	100	50	99	99	5	100¾	98¾	20
93	" "	Pref.	99	99	6	72⅜	54	59,847	16½	14¾	1,423	73⅜	61½	35,817	19	15	4,631	90½	67⅝	90,798
94	Spanish River Paper & Pulp Co.	Com.	20	14	10,952	118½	112½	12,805	58	54¾	145	123	114½	7,907	64¾	55	4,091	131	120	14,462
95	" "	Pref.	62	53¼	3,830	75	71	20,974	63½	57⅞	8,377	78¼	68½	42,043	65¼	59½	9,215	88¼	75½	74,712
96	Steel Company of Canada	Com.	72½	62½	13,143	100	98½	455	94⅜	92⅝	178	100	99½	645	95	93	635	101	99½	901
97	" "	Pref.	97½	94¼	216	124	114	4,245	93	89¾	741	121	115	3,410	96¼	90	1,529	151	122	11,961
98	St. Lawrence Flour Mills	Com.	96¾	88½	2,136							90	90	3				95	93	17
99	" "	Pref.	80	80	107	73	67	4,115				68¾	63	215				72	61	720
100	Tooke Bros.	Com.	30	23	528	92	90	350										46¼	42	381
101	"	Pref.	77	72¼	292	41	40½	94				47	40½	367				60	51½	1,640
102	Toronto Railway		60	60	55	61	48	8,669				56	50	525	24	20	160	90½	89	180
103	Tuckett Tobacco Co	Com.				90¼	90	52				90½	90	116						
104	" "	Pref.							52¾	52¾	10	44½	36¼	55	48½	48½	34			
105	Twin City																	87½	74	12,916
106	Winnipeg Electric		52	50	55	90	65	37,051	53	50	4,020	88	74	21,131	55	50	5,186	106	102	30
107	Wayagamack		52¾	51	719½	107	105½	90	61½	51½	1,413½	104	102	160	61	58½	217			
108	Wabasso Cotton											80	80	1				111½	107	95
109	Windsor Hotel											115½	110	230				85	85	142
110	Woods Mfg. Co.	Com.	98	92	1,543	115	98	1,020	93	83½	526	85	85	62						
111	"	Pref.				88	85	190	86	86	250									

BONDS QUOTED ON MONTREAL STOCK EXCHANGE

Comparative Statement of Prices and Sales, January-July

	BONDS	1918 JANUARY			1919			1918 FEBRUARY			1919			1918 MARCH			1919		
		High	Low	Sales	High	Low	Sales	High	Low	Sales	High	Low	Sales	High	Low	Sales	High	Low	Sales
1	Ames-Holden-McCready																		
2	Asbestos Corporation	74½	72	$3,500	80	75	$12,925	72	72	$1,000	85	75	$17,100	70	70	$40,000	85	76¾	$46,575
3	Bell Telephone	92⅝	92⅞	2,000				91¾	91¾	5,000	95½	95½	9,500	93	93	3,000			
4	Canada Cement	96½	96	3,500	98	97	20,100	97	96½	7,200	100	98	6,500	97½	97	1,000	100	99	8,800
5	Canadian Consolidated Felt							92	92	1,000							94⅜	94⅜	10,000
6	Canadian Converters	82	82	3,000				82	92	3,000	90	90	1,000						
7	Canadian Consolidated Rubber				90¼	90¼	6,300				95	94	17,000				96	95	9,000
8	Canadian Cottons				81	80	7,600				80⅝	80⅝	1,000				80⅜	80½	1,800
9	Canadian Locomotive				92	90½	20,000				93½	92½	2,000						
10	Cedar Rapids				88	87	20,400	84	83½	26,600	89¾	87	64,900	84	83	20,000	90	88½	31,300
11	Dominion Canners																91¾	91¾	9,500
12	Dominion Coal	85	85	12,500	92¾	92	6,500	85	85	2,500	93	93	1,500	85	85	3,000			
13	Dominion Cotton				98½	98	12,500	99	97½	3,500	99¼	99¼	4,000	97	97	3,000			
14	Dominion Iron and Steel				88½	87	29,000	86½	86½	2,000	88	87½	8,000	84	84	40,000	90	88½	28,000
15	Dominion of Canada War Loan 1925	95¼	94⅞	51,400	96¾	96	37,600	95⅜	94¼	34,900	98	96	29,600	94⅜	93	53,800	99	97½	43,300
16	" " " " 1931	93½	92	106,300	97	95⅜	71,700	93⅜	93	37,700	97	96	37,100	93½	92	29,800	99⅛	96½	51,700
17	" " " " 1937	93¾	92	140,200	98¾	96	313,000	93½	92⅝	52,100	98½	97	156,050	93	91¼	103,900	100½	98	588,450
18	Dominion Textile Company, A	98	98	2,750							98	98	20,500				99½	99	3,500
19	" " " B	98	98	250	97	97	3,000	97	97	1,000							99½	99½	2,000
20	" " " C				97⅛	97⅛	6,000				98	97⅞	24,000						
21	" " " D										98	98	5,000				99	98	19,000
22	Intercolonial Coal																		
23	Kamiristiquia Power																		
24	Lake of the Woods Milling Co.				99½	99½	5,000				100½	100½	1,000				100	100	1,000
25	Laurentide Paper Co										100¼	100¼	10,000						
26	Lyall Construction Co.	93	93	20,200	93	92	6,000	93	93	5,000				93	93	3,500			
27	Montreal Light, Heat and Power 4½							81½	81¾	1,000									
28	Montreal Street Railway																93	93	2,000
29	Montreal Tramways										86	86	500						
30	" " Debenture Stock	72¾	72¾	3,200	74	72¾	89,000	76	72¾	54,900	76	72⅜	65,300	76½	72¾	9,700	76	72⅜	44,500
31	National Breweries, Ltd										90	90	10,000	77½	76	7,000			
32	Nova Scotia Steel & Coal Co	82	82	1,700	83	82	2,800				94⅜	83½	19,900	69	69	500	88	83½	1,400
33	Ogilvie Flour A				101	101	2,000												
34	" B										102½	102	2,000				102¼	102	8,000
35	" C										100½	100½	1,000				102½	102½	1,000
36	Ontario Steel Products, Ltd																		
37	Penmans				87½	87	7,300				88½	88	10,000				91	89	18,300
38	Price Bros.																85	85	500
39	Quebec Railway, Light and Power Co.	60	60	11,000	60½	60	2,100	60	60	2,700	60	59	6,100	57	57	1,000	70½	60	67,000
40	Riordon Paper Deb.	95¼	95	3,500	95	90	5,500				94½	94	15,200	94½	94½	1,000			
41	Sherwin-Williams Co	98	97½	3,000	98	98	2,000				98	95	5,500	98	98	1,500	98	98	500
42	Steel Co. of Canada										96½	94⅜	10,500	95	88½	1,400	96⅜	96½	800
43	Victory Loan, 1922				100⅜	98	755,850				100⅜	99⅛	1,306,000				100⅜	99⅛	746,600
44	" " 1927				100½	100	256,700				101½	100½	183,100				103⅜	101	113,200
45	" " 1937				103⅜	101⅜	474,950				104	102½	364,900				106½	103⅜	360,800
46	Wabasso Cotton							84	84	4,000	84	84	20,000				87½	84	131,000
47	Wayagamack	80	80	100	86½	81	183,800	84	77	6,900	87	86	94,600	77	77	1,500	88½	86½	171,100
48	West Kootenay																		
49	Windsor Hotel																		
50	Winnipeg Street Railway	97	90	22,000															
	RIGHTS																		
51	Shawinigan	3	2	4,574				32	3	36,567				15	13	857			

	1918 APRIL			1919			1918 MAY			1919			1918 JUNE			1919			1918 JULY			1919		
	High	Low	Sales	High	Low	Sales	High	Low	Sales	High	Low	Sales	High	Low	Sales	High	Low	Sales	High	Low	Sales	High	Low	Sales
1	88	88	$19,000							90	90	$6,000				93	93	$1,000						
2				90	77	$58,500	70	70	$1,000	78½	78½	5,700				90	78	8,100	75	70	$12,800	90	76	$29,225
3				96½	95⅞	15,000				96	96	3,000	93	93	$1,000	96	96	2,000				96	96	1,000
4	96⅞	96⅞	2,000	100	99	27,900	96½	96½	100	100½	100	27,166	96⅞	96	8,000	101	99	15,500	96	96	4,500	101	99¼	19,500
5																96	96	1,000						
6													82	82	1,000									
7	94	93	1,400	96½	95	4,200				96	96	3,000				96	96	3,000				96	95	14,000
8	81	81	3,000	85	82	2,000							80½	80½	2,000				80½	80	3,000	85	85	2,000
9	85	85	2,000	92	92	100				95	95	1,000	88	85	2,500									
10	84½	84	11,200	90	88½	64,300	85	85	2,200	89¼	88	23,600	84	83	4,900	90	88⅜	39,800	85	83	18,900	90	88½	7,400
11				92½	92½	2,000										97	97	1,000				95½	94½	5,500
12				95	94½	6,000	87½	87½	1,000	95⅞	94	28,500	89	87	9,000	96¼	96	5,000	90	90	3,000	96	95	3,000
13	96	96	1,500	99¼	98⅜	17,000	96	95⅜	12,000	100	99¼	9,000	96	95⅜	1,500	100	99¾	13,000	97	96	10,500	99¾	99½	8,500
14	86½	84	6,000	89½	89⅜	3,000	86	84	8,000	88½	88	9,000	86	84	5,000	89½	89	41,000	85	84	6,000	90	89½	8,000
15	94½	93½	28,900	99⅜	98¼	139,400	95¼	94¼	56,400	99	97½	108,500	95⅝	95	32,600	101	97⅜	142,300	96	95	54,300	100½	97	103,400
16	92⅜	92	163,000	99½	98¼	84,000	94	92⅜	40,400	99¾	97⅞	67,450	95	93½	82,600	101⅞	98½	96,300	95¼	94⅜	102,300	100½	97⅜	102,300
17	92¼	91½	55,100	100⅜	99⅜	133,650	93½	92	136,200	101	100	82,900	94	92½	211,800	102¼	99⅜	144,100	94	93⅜	146,300	101⅜	99¾	315,800
18	97½	97½	2,250	99½	99	1,500	95	95	2 000	100	100	4,250	95⅞	95⅞	500	99¾	99¾	500	97	97	1,500	99¾	99¾	500
19				99	99	500	96½	96½	5,000				97⅝	97½	1,000	100	99½	4,000						
20				99	98½	2,750	95	95	2.000	100	99¼	7,000				100	100	12,000				99⅜	99⅝	7,000
21													96	96	1,000							99¾	99½	2,000
22													98	98	1,000									
23																								
24	100½	100½	3,000	100	100	2,000										102	102	3,000						
25	101	101	1,000	100	100	7,000																		
26	93	93	4,500				93	93	6,000													93	93	9,500
27	81¾	81¾	1,000																82¾	82¾	2,000			
28										94	94	11,500												
29				88	87	10,000				88	87½	11,000												
30	72¾	72¾	11,300	75	74	88,600	72¾	72¾	11,100	75	74	47,700	72¾	72¾	5,600	74	72⅜	35,700	72¾	72¾	3,100	72⅜	69	16,300
31	75	75	18,000	97	95	36,000				100	97	16,000	90	88	8,500	100	100	12,000				100	100	6,000
32	77	77	300	84¼	83	4,000										84½	84½	7,000				85	85	2,000
33	100	100	1,000							103	103	1,000				100	100	1,000						
34				102½	102½	1,000	100	100	1,000							103	103	1,000				102	102	2,000
35	100	100	3,000	102½	102½	1,000				102½	102	2,000	100½	100	7,000							102½	102½	1,000
36																								
37				92¼	91	600	85½	85½	1,000	92	92	3,500				93½	92⅜	11,100	86½	86	2,000	93½	93½	100
38	80	80	480	84½	84½	7,400				85⅜	85⅜	12,500							81⅜	81⅜	200	86	86	2,500
39	57	57	3,000	71	69	31,500	60½	57	14,800	69	66⅜	31,200	57¼	57¼	1,000	68	66⅜	21,600	58	57	4,600	67	66	3,000
40				96½	95	21,100				96¼	95⅜	3,000				97	96	1,000	94	92⅜	5,000	98	97	31,000
41				98½	96	4,200				99¼	98⅜	13,000	98	98	500	99¼	98⅜	12,500				100¼	99½	5,400
42	92½	89	1,300	99	98	5,200	92½	92¼	3,000	99½	97	3,500	92½	92	19,000	100	99½	9,500	93¾	93	10,100	100	99⅜	14,000
43				100⅜	100½	703,350				101	100½	618,750				102½	100½	788,800				101¼	100	670,300
44				103⅜	102	94,800				102½	102	191,200				105	102	270,250				103½	101	180,750
45				106⅜	105½	238,800				106½	105½	284,600				107½	106	364,250				106⅞	104⅜	259,000
46				88	87½	3,500				90	88	4,000	84	84	1,000	88½	88	3,500				89	89	6,000
47	76½	74½	8,000	89	88	71,700	84	84	500	88⅜	87⅜	21,200	76	74½	5,100	88	87½	28,900	76	75	12,200	88	86½	14,000
48							75	73½	4,900													100	100	15,000
49																						80½	80½	4,000
50																								
51																								

BONDS QUOTED ON MONTREAL STOCK EXCHANGE

Comparative Statement of Prices and Sales, August-December

	BONDS	1918 AUGUST High	Low	Sales	1919 High	Low	Sales	1918 SEPTEMBER High	Low	Sales	1919 High	Low	Sales	1918 OCTOBER High	Low	Sales	1919 High	Low	Sales	
1	Ames-Holden-McCready	70½	70	$68,500	78	77	$10,400	70	70	$37,850	78	77	$36,825	75	72	$300	93	93	1,000	1
2	Asbestos Corporation	87¼	87¼	10,000	96	96	4,500				95½	95½	500	87½	87½	1,000	90	77½	8,450	2
3	Bell Telephone	96	95½	3,500	101	100	12,500	97	96¼	17,200	100¼	993	48,300	98	97	13,700	92¼	92½	2,500	3
4	Canada Cement										96	96	2,000				100	99¾	40,200	4
5	Canadian Consolidated Felt																			5
6	Canadian Converters	90	87	16,000	96	96	2,000	90	88½	7,100	97	96	13,000				90	90	1,000	6
7	Canadian Consolidated Rubber	80	80	5,000	86	85	2,000	80	80	23,000	85	85	4,000				96	95	6,000	7
8	Canadian Cottons	90	90	1,000	94⅜	92½	3,500							80	80	4,000	86	86	5,000	8
9	Canadian Locomotive	84	84	1,500	89½	88	9,000	82¼	82	12,600	89	87	17,900							9
10	Cedar Rapids				94	94	4,000				94	94	4,000	82	80	13,300	87½	87	15,100	10
11	Dominion Canners							92	92	10,000							93	92½	5,500	11
12	Dominion Coal	97	97	4,000	100¼	99¾	10,000	97	97	1,000	99¾	99¾	1,000	92	90	7,000				12
13	Dominion Cotton	85	85	9,000	91	90	13,000	86	86	11,000				97	97	9,000	100	99	5,000	13
14	Dominion Iron and Steel	96½	95½	23,400	100	95	64,650	96½	96	29,200	98	97½	83,600				89½	86¼	13,000	14
15	Dominion of Canada War Loan.....1925	95½	94¾	124,600	98⅜	97	194,100	95⅜	95½	117,300	89	98½	58,100	97	96	36,900	98	97⅜	120,800	15
16	" " " " 1931	94⅜	93½	150,100	101¼	97½	176,250	94⅜	93¾	499,700	100⅝	100	175,500	96½	95½	92,600	99	97¾	208,000	16
17	" " " " 1937				100	99⅜	7,000	98½	96	3,750	99¼	99½	7,000	94½	93¾	380,500	100⅜	100	336,600	17
18	Dominion Textile Company, A				99⅜	99½	5,000	96	96	500	100	99⅜	6,000	98	98	9,000	99½	99	2,000	18
19	" " " B				99½	99½	500				99⅜	99	10,500	96	96	2,000				19
20	" " " C							98	98	1,000	99½	99½	3,000	97½	95	4,500	99½	90½	5,000	20
21	" " " D	98	98	7,500													100	99¾	4,000	21
22	Intercolonial Coal													98	98	2,000				22
23	Kaministiquia Power				101	101	1,000	100	100	4,000	101	101	1,000	85	85	1,000				23
24	Lake of the Woods Milling Co																99¾	99¾	28,000	24
25	Laurentide Paper Co							93	93	300										25
26	Lyall Construction Co. 4½%										94	94	12,200				96	96	4,100	26
27	Montreal Light, Heat and Power													82	82	1,000				27
28	Montreal Street Railway																			28
29	Montreal Tramways	76½	72¾	7,500	71½	70	6,400	72¾	72¾	7,000	73	70	31,000	72¾	72¾	3,400	70½	69	17,300	29
30	" " Debenture Stock				100	99½	14,500	89½	88	10,000	100	100	7,000	89	89	5,000	100	100	2,000	30
31	National Breweries, Ltd	83	81½	2,100	83¼	83¼	1,000				84	83¾	3,000	81½	81	4,500				31
32	Nova Scotia Steel & Coal Co.....A							100¼	100¼	5,000	103	103	31,000	100	100	10,000	103	103	6,000	32
33	Ogilvie Flour.....B				102½	102½	5,000				100	100	3,000				100½	100	5,000	33
34	" C	100	100	6,000				93	93	13,000	100	100	4,000				100	100	1,000	34
35														93	93	2,500				35
36	Ontario Steel Products, Ltd	86	85½	15,000	93⅛	92¾	10,100				90	89	30,500				90	89⅝	25,500	36
37	Penmans										85⅞	85¾	2,500	82	82	4,000	84⅞	84½	1,000	37
38	Price Bros	59⅜	57	8,000	67	63½	76,500	60	58	13,400	65¼	63	55,100	60	59½	5,000	65⅜	63	11,100	38
39	Quebec Railway, Light and Power Co.....Deb.	92¾	92¾	3,000	98	96¼	4,000	93	93	11,000	96	96	11,000	92½	92½	9,000	97	96	3,500	39
40	Riordon Paper				99½	99½	100				100½	100⅛	11,000	98	98	1,000	100¼	100¼	500	40
41	Sherwin-Williams Co	95	93	700	99½	98	4,000	93½	93½	1,500	99½	96	10,900	94⅛	93¼	8,100	98	95	27,100	41
42	Steel Co. of Canada				101⅛	100	982,100				100⅜	100	756,150				100⅜	100	773,550	42
43	Victory Loan, 1922				102⅜	100⅜	148,000				102¼	102	106,850				102¼	101¾	377,850	43
44	" " 1927				106⅝	104¼	542,400				105¼	104⅝	320,200				105	104	1,122,800	44
45	" " 1937	84	84	5,000	90	89½	6,600				92	92	1,000	84	84	500	92	92	2,000	45
46	Wabasso Cotton	78½	78	14,000	87	85¾	17,500	80	78	17,700	86	84½	48,500	81	77	30,700	89½	85	84,400	46
47	Wayagamack				98	98	5,000													47
48	West Kootenay																			48
49	Windsor Hotel																			49
50	Winnipeg Street Railway																			50
	RIGHTS																			
51	Shawinigan																			51

	1918 NOVEMBER High	Low	Sales	1919 High	Low	Sales	1918 DECEMBER High	Low	Sales	1919 High	Low	Sales	1916 High	Low	Sales	1917 High	Low	Sales	1918 High	Low	Sales	1919 High	Low	Sales	
1													88	88	$1,000				89	88	$69,000	93	90	$8,000	1
2	75	74	$28,350	90	77	$21,925	89	89	$50,000	90	77	$28,550	72½	72½	6,000	80	70	$44,999	75	70	261,225	90	75	284,275	2
3	88¼	88¼	1,000	91	91	500	75	75	67,925	92	92	6,000	100½	97	57,500	95½	92¾	82,500	93½	87¼	37,000	96¼	91	44,500	3
4	97	97	1,000	100	99⅜	16,600	91	90	14,000	100	98¾	37,300	100	92	411,200	98	96½	194,400	98	95½	65,300	101	97	280,366	4
5							98	97	3,600							95	95	2,000	92	92	1,000	96	94⅜	13,000	5
6													83	80	7,000	83	82	5,000	82	82	7,000	90	90	2,000	6
7				97	96	2000							102⅔	90	115,900	97	94	46,500	94	87	24,500	97	90½	66,900	7
8	80	80	15,300	99½	99½	2000	80	80	1,300	86½	86½	2,000	83⅔	78	128,200	83	80	28,700	81	80	56,600	99½	80	29,400	8
9	85	85	500	94	93½	2,500				95	94	3,000	94½	88	21,000				90	85	6,000	95	90⅝	32,100	9
10	88½	83¼	161,000	87½	86	57,000	89	87½	115,800	87	86	80,200	92	85	829,700	92	84	144,400	89	80	388,000	90	86	430,900	10
11				94	94	1,000	89½	89½	2,000	92¾	91¾	9,000	90	90	2,000	89½	89¼	1,000	89½	89½	2,000	97	91½	41,500	11
12							91½	90½	1,500	87	86	15,000	95½	93	62,000	92	85	64,500	92	85	49,500	96¼	86	65,500	12
13	98	97	4,500	99½	99	14,000				86	85	19,000	99¾	98¾	159,500	95	83	64,500	99	95¾	50,500	100½	98	94,000	13
14	84¼	84	4,000	87½	85	17,000	85½	85½	10,000	97⅜	95	250,550	90¾	85	215,100	99½	97½	60,500	86½	84	101,000	91	85	188,000	14
15	96½	96	10,800	97⅜	97⅜	343,600	96¾	95	68,200	98¾	95	86,300	100	97	7,388,600	99	95	3,295,700	97	93	480,800	101	95	1,467,300	15
16	96½	95¾	17,500	98¼	98⅜	652,200	96½	95	110,900	100	98¾	258,000	99½	98	1,699,800	99	91⅞	3,226,500	96½	95	1,025,000	101⅞	95¾	1,709,250	16
17	96	94	689,600	100¼	99⅝	631,100	97⅜	95¾	287,100	99	99	20,000				96	92	3,516,700	97⅜	91¾	2,852,600	102¼	96	3,311,400	17
18	98	97	1,250	99	99	7,250							98	96	40,250	99½	97	26,500	98½	95	23,000	100	98	74,000	18
19				100	99	20,000							99½	97	26,250	99½	98	6,750	98	96	9,750	100	97	40,500	19
20	96	96	2,000	100	99	3,750	97	94	4,750	99	99	8,000	98	96	33,000	99	97	25,000	97½	94	13,250	100	97½	86,500	20
21				100	100	11,000				99	99	19,000	97	96½	10,000	98½	98¾	2,000	98	96	2,000	100	98	63,000	21
22	98	98	5,000																98	98	14,500				22
23																			85	85	1,000				23
24										99	99	22,000	104½	102	25,000	104	99¾	13,000	100½	100	7,000	102	99	64,000	24
25													101	101	31,000	101¼	101	25,000	101	101	1,000	100½	100	17,000	25
26				96	96	6,500	92	92	2,500	90	90	24,000	83½	81¾	39,600	93	84	56,700	93	92	42,000	96	90	62,300	26
27	83	82¼	26,000				87	83	2,000				96	92	204,000	96	82	72,000	87	81¾	33,000				27
28							90¼	90¼	500				97	97	13,200				90¼	90½	500	94	93	13,500	28
29																						88	86	21,500	29
30	72¾	72¼	2,700	69	67½	47,300	72¾	72¾	1,600	75	67	261,400	81¼	75	122,700	77	72	149,601	76½	72¾	121,100	76	67	750,500	30
31	90	90	5,000				90	90	9,000	100	100	16,500	95	90	32,500	90¼	80	33,000	90	75	62,500	100	90	120,000	31
32				83	83	100	83	83	5,000	82¼	82¾	2,000	90	84	133,700	89	82	40,600	83	69	14,100	88	82	43,200	32
33										102	102	2,000	104	103	21,000	103½	102½	20,000	100¼	100	17,000	103	100	43,000	33
34				100	99¾	35,000				100	100	5,000										103	99¾	67,000	34
35	100	100	1,000										103½	103	41,000	103¾	102¼	33,000	100½	100	17,000	102½	100	11,000	35
36													86	81	1,500	86¾	86¾	19,200	93	93	15,500				36
37	87	87	2,000	89½	89	7,500	87½	87¼	4,000	98¼	88	32,100	84½	84½	3,000	87½	85	4,500	87½	85½	24,000	98¼	87	156,600	37
38	85	85	25,000	85	84	18,200	84½	84¼	22,000	85	85	5,000	87½	78¾	94,500	85	81¾	21,820	85	80	51,680	86	84	49,600	38
39	60½	59¾	13,000	65	63	80,900	60⅝	60	8,100	66	62½	251,100	72	50	597,400	71	52	98,800	60⅞	57	85,600	71	59	637,200	39
40	93	93	1,000	97	95	2,800	94	94	5,000	97	96	4,000				97	96½	8,000	95¼	92½	38,500	98	90	104,100	40
41										100¼	100	4,000	101	98	50,800	100¼	98½	8,300	99	97½	7,500	100¼	95	58,700	41
42				96	95	12,100	94½	94⅛	3,000	94⅛	94½	400	97	89	85,273	100	90	47,300	95	88½	48,100	100	94½	98,000	42
43				100⅜	100	984,250	99½	98	144,000	100½	98½	1,507,300							99⅜	98	144,000	102⅛	98	10,593,000	43
44				102½	102	182,300	101¼	99½	114,300	102½	100⅜	479,700							101¼	99½	114,300	105	100	2,584,700	44
45				104⅛	104¼	453,400	102¼	101	133,450	104⅜	103	598,100							102¼	101	133,450	107¾	101¾	5,384,200	45
46	84	84	8,000				84	84	6,000	92	92	500							84	84	25,000	92	84	177,500	46
47	81	79½	6,500	89	86	31,000	81	80	40,700	86½	85	35,400	90	82	496,000	90	80	180,300	84	73½	148,300	89½	81	802,100	47
48	99	99	500																99	99	500	100	98½	20,000	48
49																						80½	80½	4,000	49
50				85	85	1,000													97	90	22,000	85	85	1,000	50
													95	95	3,000	98¾	96	2,500							
																			32	2	41,998				
51																									51

BANKS QUOTED ON MONTREAL STOCK EXCHANGE

Comparative Statement of Prices and Sales during 1918 and 1919

	BANKS	JANUARY 1918			JANUARY 1919		
		High	Low	Sales	High	Low	Sales
1	Commerce	185	185	6	214	201	169
2	Dominion				210	210	1
3	Hamilton						
4	Hochelaga	140	140	4	148	147	121
5	Imperial						
6	Merchants	167	167	90	192	181	331
7	Molsons				201	179 3/8	68
8	Montreal	210	210	79	216 1/2	212 3/8	945
9	Nationale						
10	Nova Scotia	248	248	12	272	255	253
11	Ottawa				205	203	63
12	Royal	208	208	176	214	211 1/2	351
13	Standard						
14	Toronto				201 3/4	193	112
15	Union	140	140	2	170	160	108

	FEBRUARY 1918			FEBRUARY 1919		
	High	Low	Sales	High	Low	Sales
1	185	185	69	212	205	136
2						
3						
4	140	140	29	148	148	153
5						
6	167	167	34	192	190	88
7				196	195	96
8	210	210	10	212 3/4	212	587
9						
10	248	248	191	270	269 1/2	98
11				208	208	52
12	208	208	120	211	208	562
13						
14				205	201	51
15	143	140	20	160	157 1/2	175

	MARCH 1918			MARCH 1919		
	High	Low	Sales	High	Low	Sales
1	185	185	81	206	204	169
2	202	202	12			
3				186	186	10
4				147	147	209
5						
6	140	140	4			
7				192 1/2	190	483
8	167	167	68	199	196	84
9	179 7/8	179 1/4	9			
10	210	210	50	212 3/4	210	502
11						
12	148	148	2			
13						
14	248	248	28	272	267	208
15						
16	208	208	2	208 1/2	208	418
17						
18				200	200	15
19	145	145	23	160 1/4	160	14

	APRIL 1918			APRIL 1919		
	High	Low	Sales	High	Low	Sales
1	185	185	184	206	205	220
2						
3						
4				149 1/4	148	155
5						
6	167	167	278	202 1/2	192 1/4	633
7	179 7/8	179 7/8	53	198	197	81
8	210	210	255	225	210	488
9						
10	248	248	16	269	267	95
11						
12	208	208	35	216	208 1/4	566
13						
14				200 3/4	200 3/4	4
15	150 3/4	145	133	162	160	144

	MAY 1918			MAY 1919		
	High	Low	Sales	High	Low	Sales
1	185	185	96	205	201	191
2						
3						
4	140	140	68	151	150	30
5						
6	167	167	79	199 1/2	187	2,094
7	179 7/8	179 7/8	4	198	197 1/2	30
8	210	210	18	221	218	569
9						
10	248	248	19	275	270	53
11						
12	208	208	84	216	212	281
13						
14						
15	150	150	12	161	161	1

	JUNE 1918			JUNE 1919		
	High	Low	Sales	High	Low	Sales
1	185 1/2	185	150	205	202 1/2	281
2	202	202	24			
3						
4				157	154	3
5	185	185	5			
6	167	167	65	199 1/2	194	1,228
7				198	193	105
8	210	210	207	218	215	452
9						
10	248	248	39	277	275	78
11						
12	208	208	25	216	213	243
13						
14						
15	150	149	58	162	162	75

	JULY 1918			JULY 1919		
	High	Low	Sales	High	Low	Sales
1	185	185	57	205	202	376
2	202	202	2			
3						
4	140	140	22	160	157	116
5	185	185	5			
6	167	167	83	203	193	824
7				195	192 3/4	99
8	210	210	42	217	214 1/4	380
9						
10	248	248	1	278	275	260
11	201	201	5			
12	208	208	75	216 1/2	216	303
13						
14						
15	159 1/4	150	67	162 1/2	162	51

	AUGUST 1918			AUGUST 1919		
	High	Low	Sales	High	Low	Sales
1	185	185	226	202	198 1/2	379
2						
3						
4	140	140	108	158	157	28
5						
6	167	167	90	195	193	449
7	179 3/4	179 5/8	5	193	192 1/2	59
8	210	210	39	214	211 1/2	235
9	148	148	5			
10	248	248	17	277	274 1/2	86
11						
12	208	208	129	217	213 1/2	188
13						
14						
15	161	154 3/4	96	162	158 1/2	46

	SEPTEMBER 1918			SEPTEMBER 1919		
	High	Low	Sales	High	Low	Sales
1	185	185	40	199 1/4	197 1/4	255
2	202	202	50			
3						
4	140	140	22	156	156	10
5						
6	168	167	127	195	193	293
7	179 7/8	179 5/8	35	194	193 1/2	11
8	210	210	172	213	210	316
9				160	160	50
10	248	248	1	276	271	65
11						
12	208	208	149	215	212 1/2	428
13						
14						
15	155	154 1/2	96	160	160	2

	OCTOBER 1918			OCTOBER 1919		
	High	Low	Sales	High	Low	Sales
1	186 1/2	185	41	199	197	310
2						
3						
4	140	140	87	158	356	201
5	185	185	10			
6	168	167	86	195	189 1/2	186
7	179 7/8	179 1/4	26	192	190	26
8	210	210	61	211	207 1/2	580
9						
10	248	248	6	274	272	39
11						
12	208	208	285	215 1/2	215	624
13						
14						
15	154 1/2	153 1/2	28	163	161	166

	NOVEMBER 1918			NOVEMBER 1919		
	High	Low	Sales	High	Low	Sales
1	188 1/2	185	28	198 1/2	196	141
2						
3						
4	140	140	35	158	155	75
5						
6	167	167	66	190	188	229
7	179 3/8	179 5/8	11	193	190	63
8	210	210	99	209	207	539
9						
10	248	248	200	275	273	146
11						
12	208	208	411	218 1/2	214 1/4	390
13						
14						
15	154	154	3	160	160	36

	DECEMBER 1918			DECEMBER 1919		
	High	Low	Sales	High	Low	Sales
1	201 1/4	185 1/2	337	198	196 1/4	237
2	209 1/2	205	12	201 1/2	201 1/2	3
3						
4	143	140	45	156 1/2	155	318
5	198	198	25			
6	180	167	179	190	187 5/8	221
7	179 3/8	179 5/8	102	192	187	89
8	216	210	148	210	209	524
9	148	148	5			
10	255	248	68	273 1/2	272	90
11	203	201 1/2	29			
12	215	208	475	216	314 1/2	734
13						
14	193	187 1/4	10	195 5/8	194 1/4	123
15	160	154 1/2	99	160	160	45

	1916			1917			1918			1919		
	High	Low	Sales	High	Low	Sales	High	Low	Sales	High	Low	Sales
1	203	180	1,095	188	183	1,882	201 1/4	185	1,315	214	196	2,864
2	227	227	2				209 1/2	202	100	210	201 1/2	4
3										186	186	10
4	149	145	355	145	140	823	143	140	424	160	147	1,4.9
5							198	185	45			
6	180	166	1,003	170	167	1,402	180	167	1,345	203	181	7,059
7	201	182	139	186	179 1/2	794	179 7/8	179 5/8	245	201	179 3/8	811
8	235	219	1,675	234	210	1,563	216	210	1,180	225	207	6,117
9	134	134	2	143	134	20	148	148	1?	160	160	50
10	261	254	650	257 1/2	248	395	255	248	598	278	255	1,471
11	207	200 1/2	31	202	200	28	203	201	34	208	203	115
12	222 1/4	210	1,259	214	208	1,693	215	208	1,966	218 1/2	208	5,088
13				201	201	5						
14	197 1/2	190	11	191 7/8	187	93	193	187 1/4	10	205	193	305
15	140	132	635	141 1/2	135	10,029	161	140	637	170	157 1/2	863

UNLISTED SECURITIES ON MONTREAL STOCK EXCHANGE DURING 1919

Continued on Page 134

	STOCKS	JANUARY			FEBRUARY			MARCH			APRIL			MAY			JUNE			JULY		
		High	Low	Sales	High	Low	Sales	High	Low	Sales	High	Low	Sales	High	Low	Sales	High	Low	Sales	High	Low	Sales
1	Canadian Felt..Com.				7 1/8	6 3/4	55	7 1/8	7	70	21 1/2	9	4,968	33	15	4,090	29	28	1,230	28	27 1/2	1,145
2	" " ..Pref				55	49 3/4	35	60	55	200	74	60	974	83 1/2	70	920	83	80	500	96	85	562
3	Dominion GlassCom.	35	35	194	43	35	8,206	48	43	4,721												
4	" " Pref.	86	85	120	88	88	273	89	89	10												
5	Laurentide	62	59	1,476	67	60 1/4	3,908	70 1/4	67	4,297	70	68 3/4	2,415	76	69	3,909	76	75	924	75	73 1/2	377
6	National Brick																					
7	North Amer. P. & P.	3 1/8	2 1/2	1,950	4 1/8	3 1/4	11,855	5 1/8	4	19,183	8 1/4	4 1/2	68,410	7 1/2	5 3/4	28,269	7	5 3/4	16,295	6 1/4	5 5/8	8,610
8	Spanish R..Voucher																			6	5 5/8	250
9	Tramway Power	23	23	3	23	23	25										22	13 1/2	18,967	23 1/4	19	11,269
	BONDS																					
10	C. P. R. Notes																					
11	National Brick																					
	MINING																					
12	Porcupine Crown	31	26	650				27	27	50	30	30	300	31 3/4	31 3/4	750						

TORONTO STOCK EXCHANGE

Comparative Statement of Prices and Sales, January-March

	STOCKS	JANUARY 1918 High	JANUARY 1918 Low	JANUARY 1918 Sales	JANUARY 1919 High	JANUARY 1919 Low	JANUARY 1919 Sales	FEBRUARY 1918 High	FEBRUARY 1918 Low	FEBRUARY 1918 Sales	FEBRUARY 1919 High	FEBRUARY 1919 Low	FEBRUARY 1919 Sales	MARCH 1918 High	MARCH 1918 Low	MARCH 1918 Sales	MARCH 1919 High	MARCH 1919 Low	MARCH 1919 Sales	
1	American Cyanamid Co. Com.	25	21	97										35⅛	35⅞	50				1
2	" " " Pref.																29	29	15	2
3	Ames-Holden-McCready Com	Listed Feb. 11, 1916			28½	28	15				72	72	70							3
4	" " " Pref.	Listed Feb. 11, 1916			75	70	70				10⅜	10	1,660	9⅝	9½	65	10⅛	9⅝	1,798	4
5	Barcelona	9¼	8¾	483	13¼	10	2,053	9⅛	9	290	129½	129	19				130	129	69	5
6	Bell Telephone	128	128	3				130	129	28	57⅛	50	1,607	37	34½	2,846	55⅜	51½	6,941	6
7	Brazilian Com.	39	32	4,579	55	50⅝	1,526	39¾	34½	3,052										7
8	" " Pref										48½	47	109	47⅛	41	442	48	46	75	8
9	B.C. Fishing and Packing Co.				48½	48½	40	41	41	12	87	82	272				94	87	293	9
10	Burt Co., F. N. Com.				81	71	272				93⅛	91	213	85	84¼	24	95⅝	93½	265	10
11	" " " Pref.	84½	84¼	34	92	89	239	86	84¼	58	22	18	271	17	16⅝	36	21	19	237	11
12	Canada Bread Com.	17	16	160	23½	21⅞	510				84	83	293	83¼	83¼	4	83	83	24	12
13	" " Pref.				85	84	218				67	63	1,725	60½	59	609	71	64½	9,380	13
14	Canada Cement Company Com	58	56½	1,098	66	64¼	1,415	59⅜	57	510	95½	95	20	90¼	90¼	101	100	99	445	14
15	" " Pref.	91	90½	40	96¼	96	50	90	90	10										15
16	Canada Foundries & Forgings Com.																			16
17	" " Pref.																			17
18	Canada Life Com.																			18
19	Canada Steamships Co., Ltd. Com.	43¼	39½	3,104	45½	43	1,444	42⅞	40½	1,997	45½	41½	1,880	40½	39¼	1,419	44⅜	43½	1,571	19
20	" " Pref.	76	72½	615	79½	78	1,474	78½	75¼	1,329	78¼	77	948	77	75¾	225	79½	77¼	3,034	20
21	" " " Voting Trust													39	39	100				21
22	" " " New "																			22
23	Canadian Locomotive Com.				63¾	62½	132	58	58	10	63¾	62	185	59¼	58	33	64	63	171	23
24	" " Pref.	85⅞	85½	7	90½	90⅜	58	83	83	50	91	90	58				91⅜	90	48	24
25	Canadian Car & Foundry Com.	22¼	21½	40	31⅜	31⅜	75	24	24	10	32½	32½	5	26	24¼	35	38	30	15	25
26	" " Pref.	55	50	45	85	83	25	59	59	5	88	83⅝	50	64	57	135	88¼	87	105	26
27	Canadian General Electric Com.	101½	99½	188	104	102½	158	104	101½	219	103½	102	432	105	102¼	617	104⅜	101½	1,222	27
28	" " Pref.													104½	104⅜	10				28
29	Canadian Pacific Railway	140	137¾	22				149	146	70				146	142⅝	92				29
30	Canadian Salt				135	135	20							126	126	20				30
31	City Dairy Com.				48	48	20				48	48	1	31	30	20	55	48	16	31
32	" " Pref.							60	60	33	84	84	2	62	62	1	91	90	69	32
33	Confederation Life																			33
34	Coniagas Mines. Ltd. ($5 per share)	3.30	3.10	275	2.75	2.48	1,400				2.55	2.45	925	3.25	3.05	400	2.50	2.50	550	34
35	Cons. Mining & Smelting Co. $25 par.	25½	24⅜	2,159	27½	18⅝	11,111	25⅜	24⅜	316	26	24	366	25	24⅜	339	27¼	25¼	759	35
36	Consumers Gas	148	147	85	150½	150	25	146½	146½	44	152	151	629	146	144⅜	148	152	149½	219	36
37	Crow's Nest Pass Coal Co.				55	54	33				54	54	60				53	53	30	37
38	Crown Reserve ($1 per share)				53½	41	5,352				61	50	7,100	19½	19½	65				38
39	Detroit United																			39
40	Dome Mines ($10 par)	9.65	8.36	1,300	13.25	11.75	825	9.00	8.50	900	13.50	12.50	630	8.40	8.35	395	13.25	12.75	680	40
41	Dominion Canners Com.				39¼	36	75				39	37	260	24¾	20	353 7/10	39⅞	30½	564	41
42	" " Pref.				82	76	226	75	75	20	83½	81½	281	81	75	120	85½	82¼	326	42
43	Dominion Coal Co. Pref.																			43
44	Dominion Iron & Steel Com.																			44
45	" " Pref.	90½	90½	5	95	95	20										95	85½	70	45
46	Dominion Steel Corporation Com.	59	53½	2,505	62½	60	492	62	58	3,270	62	58¾	665	61¼	58¼	1,967	61¾	60	1,065	46
47	" " Pref.																			47
48	Dominion Telegraph																85	85	71	48
49	Duluth Superior	42	41	20				41	41	33	29	28	13	41	41	23	31	31	84	49
50	Electrical Development Pref.																			50
51	Illinois Traction Pref.																			51
52	International Petroleum Co. ($5 par)	13.75	13.50	750	21.50	19.25	35	13.00	13.00	100	23.00	21.75	400	14.50	13.40	100	23.00	22.75	110	52
53	Lake Superior Corp.																			53
54	Lake of Woods Milling Co Com.																			54
55	" " Pref.																			55
56	La Rose Consolidated ($1 per share)	.32	.29	1,250	.40	.40	1,000	.31	.31	500	.34½	.34½	100	.68	.36	14,800				56
57	Mackay Companies Com.	77	74½	304	75½	71½	1,429	78½	75	715	78⅜	73⅞	964	78¾	75⅛	312	79	72	754	57
58	" " Pref.	60	59	260	65⅜	64⅜	182	62	59½	187	66	64⅜	399	63¾	61⅜	146	66	65	251	58
59	Maple Leaf Milling Com.	94½	92⅝	61	137⅞	121⅞	2,228	160	94⅝	142	139⅜	126⅞	2,005	99	95⅞	234	142	135⅝	2,455	59
60	" " Pref.	93	91½	28	98½	96¼	313	94½	93½	36	99	97¾	240	94⅝	93¼	55	101	99	538	60
61	Mexican Light & Power Com.																			61
62	" " Pref.																			62
63	Monarch Knitting Com.				50	50	33	40	39	101				39	39	10	60	50	188	63
64	" " Pref.	75	75	10	80	78	20				78¼	78¼	10	80	80	10	85	82	67	64
65	National Steel Car Co. Com.	6⅝	6⅝	50	7	5	740	9½	9	55	16	8½	1,122	10½	9	235	14	11	578	65
66	" " Pref.	20	20	50	29	18	1,160	31	25	45	55	29	1,963	36	31	66	59	50	934	66
67	Nipissing ($5 per share)	8.45	8.00	960	8.85	8.25	409	8.25	8.15	56	9.15	8.73	755	8.60	8.40	247	9.25	8.95	1,540	67
68	Nova Scotia Steel and Coal Com.	70	66	440	60	60	5	70½	66	348	51	49¾	476	67	63½	193	52½	48	398	68
69	" " " Pref.																			69
70	Ogilvie Flour Mills Co. Com.																			70
71	" " " Pref.	109½	109½	5																71
72	Pacific-Burt Com.																			72
73	" Pref.										77¼	77¼	5	77¼	77¼	4	76	75	64	73
74	Penman's Limited Com.	66	66	5				75	73½	200	92	78	100	74	74	10	90	89½	35	74
75	" " Pref.										84¾	84¾	5				91½	90	11	75
76	Porto Rico Com.										35	33	35				25¾	25¼	10	76
77	" Pref.																			77
78	Prov. Paper Com.																			78
79	" " Pref.																			79
80	Quebec Railway L. H. & P.							16⅜	16⅜	15							22	20¾	850	80
81	Riordon Pulp & Paper Co. Com.							117¾	117¼	10	121	121	20							81
82	" " Pref.	93¼	93¼	5													95½	95½	10	82
83	Rogers, William A. Com.																			83
84	" " Pref.																65	65	19	84
85	Russell Motor Car Com.										70	68	89	55	55	10	75	73	110	85
86	" " Pref.				76	70	55	70	68¼	55	81	76	202	68¼	68¼	2	81	80	322	86
87	Sawyer Massey Com.	12	12	25										10	10	50				87
88	" " Pref.	40	40	15																88
89	Shredded Wheat Co. Com.				125	125	45	110	110	20							124	124	6	89
90	" " Pref.				89	89	21													90
91	Spanish River Paper & Pulp Com.	12¾	12¾	10	18½	17½	75				20⅞	19	1,590	13¼	13¼	50	20⅜	19	950	91
92	" " Pref.				65	63½	34				75⅛	68	250				80¼	75¾	205	92
93	Standard Chemical Com.																			93
94	" Pref.																			94
95	Steel Co. of Canada Com.	54	49¾	685	65	58	2,197	55¼	52¾	480	61⅛	57⅜	1,687	59	52¾	1,908	65	60½	2,043	95
96	" " Pref.	85	84	193	95	93½	279	87¼	85	99	94	93	177	89¼	88½	43	94½	93¼	283	96
97	Tooke Bros., Ltd. Com.																23½	20	102	97
98	" " Pref.										70	70	30				77	73	73	98
99	Toronto Paper Co	72	72	30							69	69	5				71	68½	76	99
100	Toronto Railway	60½	58	79	55	44	563	61	58	119	51⅛	43¾	1,407				46	41½	302	100
101	Trethewey ($1 par)	15	13½	1,725	46½	37	22,200	15	15	3,800	42¾	36	6,750	16	16	500	38	38	1,000	101
102	Tuckett Tobacco Co. Com.				24½	24½	20				29¼	24½	485				29½	28	550	102
103	" " Pref.										81	81	10				83	81	75	103
104	Twin City Com.	65½	65	133	44½	39	284	65½	63½	260	50	45	451	63	51	404	50	48½	42	104
105	Western Canada Flour																			105
106	Winnipeg Electric				45	35	243	48	48	85	48½	37	412	48	48	15	49	48	189	106
	RIGHTS																			
107	Consolidated Mining & Smelting Co.																			107
108	Detroit Rights																			108

TORONTO STOCK EXCHANGE

Comparative Statement of Prices and Sales, April-June

	STOCKS	APRIL 1918 High	APRIL 1918 Low	APRIL 1918 Sales	APRIL 1919 High	APRIL 1919 Low	APRIL 1919 Sales	MAY 1918 High	MAY 1918 Low	MAY 1918 Sales	MAY 1919 High	MAY 1919 Low	MAY 1919 Sales	JUNE 1918 High	JUNE 1918 Low	JUNE 1918 Sales	JUNE 1919 High	JUNE 1919 Low	JUNE 1919 Sales	
1	American Cyanamid Co. Com.							34	34	15										1
2	" " " Pref.																			2
3	Ames-Holden-McCready Com.				28½	28½	15	19	19	25	36½	33½	170	22¼	20⅝	150	42½	42½	20	3
4	" " " Pref.	52½	48	35				58	57⅜	65	89	78	693	61	59	55	94⅜	88	1,340	4
5	Barcelona	9⅞	9½	330	11½	9⅞	2,332	9⅜	9⅜	545	11⅞	10	2,575	9⅝	9½	415	10⅜	9⅞	1,124	5
6	Bell Telephone	130	130	15	130	129½	30	130½	130	47	133	124	496	128	128	6	119½	118	143	6
7	Brazilian Com.	36¼	33¾	1,897	55	52¼	2,428	35¼	33¼	2,987	59	54½	7,878	34⅜	33⅜	1,317	59¾	57¼	6,048	7
8	" " Pref.																			8
9	B. C. Fishing and Packing Co.	49½	48¾	265	48⅝	46½	104	48½	48⅝	50	54	47	915	45	45	30	54⅜	53	970	9
10	Burt Co., F.N. Com.				90	89	120	67	65¼	22	91⅞	89⅞	181	66	66	12	94	90	181	10
11	" " Pref.	85	84½	23	95	94½	126	86	84½	187	95½	95	316	85	84¾	76	95½	93¾	159	11
12	Canada Bread Com.	17	16½	130	22½	19½	1,325	20⅜	16½	3,030	23½	21	1,325	19	18	85	22	20	327	12
13	" " Pref.	83½	83½	72	83¼	82⅜	136	83¼	83¼	39	82	82	32	83¼	83¼	10	82	82	2	13
14	Canada Cement Company Com.	60¼	59½	543	67¾	64¼	1,296	61	59½	1 235	69⅛	65½	2,803	61	59¾	477	70	67	2,502	14
15	" " " Pref.	91¼	90½	178	101½	98½	87	90½	90	87	100½	100	40	91½	90	143	101⅝	100	58	15
16	Canada Foundries & Forgings Com.																			16
17	" " " Pref.																			17
18	Canada Life Com.																			18
19	Canada Steamships Co., Ltd. Com.	42	39¼	1,155	45	43	951	40½	39¼	905	52½	43¾	5,899	40⅜	39¼	816	50½	49⅜	1,773	19
20	" " " " Pref.	76⅜	75	376	80¾	77⅞	2,029	76½	75¼	645	86½	83⅞	10,367	76⅜	75	393	87¼	84⅛	2,120	20
21	" " " Voting Trust	38¾	38	100																21
22	" " " New " "																			22
23	Canadian Locomotive Com.	59	59	50	67⅝	60	705	60	59½	12	69½	66½	1,642	60	60	45	80	70	2,631	23
24	" " Pref.	85½	85½	25	91	89⅝	158	87	83	38	93	91	85	86	83	16	94½	93	190	24
25	Canadian Car & Foundry Com.	31½	31½	25				31½	31½	10	33⅜	33	115				46	32	690	25
26	" " " Pref.	78	75½	145	89	88¼	101	78	77	70	91¼	89	100	79	74	140	92½	91	45	26
27	Canadian General Electric Com.	102½	102	69	107½	103	1,335	103½	101	118	116	107½	998	104	100½	111	115	110	104	27
28	" " " Pref.	100	100	10				100	100	10										28
29	Canadian Pacific Railway	140	140	20										150	148½	24				29
30	Canadian Salt				135	135	8				140	137	27				137	135	11	30
31	City Dairy Com.				55	54½	21	40	40	3½	62½	62½	20	40	40	25	62	60	40	31
32	" " Pref.	75	75	4	91	91	16	87	85	4							94½	94	22	32
33	Confederation Life																			33
34	Coniagas Mines, Ltd. ($5 per share)	3.00	2.90	270	2.48	2.48	250	3.00	2.95	300	3.12	1.51	3,498	2.90	2.90	100	2.82	2.80	525	34
35	Cons. Mining & Smelting Co. $25 par.	24⅝	24⅜	389	29	26½	1,698	24⅝	24⅜	397	29¼	28	797	25	24⅜	1,611	31⅜	28	1,630	35
36	Consumers Gas	144½	144½	60	151½	149⅝	259	144½	144½	158	151½	151	306	145½	145¼	6	151½	147½	193	36
37	Crow's Nest Pass Coal Co.				54	53	33				57	57	37	54	50	65				37
38	Crown Reserve ($1 per share)				44	42½	600				43	33	1,900				39	30	5,050	38
39	Detroit United										109	93	95				108	107	350	39
40	Dome Mines ($10 par)	8.45	8.00	400	14.75	13.00	1,500	7.35	7.35	100	16.25	14.10	2,535	7.75	6.75	600	15.10	14.00	230	40
41	Dominion Canners Com.	27	22	222	42½	34½	2,030	42	28¼	270	43½	42	1,919				52½	43	2,387	41
42	" " Pref.				88	83	171	70	62½	151	91½	90	218	70	69	30	92	90	162	42
43	Dominion Coal Co. Pref.																			43
44	Dominion Iron & Steel Com.																			44
45	" " " Pref.	91	91	20	95	96	10				99⅜	97¼	20				99	99	5	45
46	Dominion Steel Corporation Com.	61	59	590	61⅜	60⅜	395	64	58	2,474	64	59½	2,204	62	58⅜	480	68⅜	64½	6,215	46
47	" " " Pref.																			47
48	Dominion Telegraph				85	85	74				86	85	28							48
49	Duluth Superior				32	31	59	41	41	10	31¼	31	196				30	28	87	49
50	Electrical Development Pref.																			50
51	Illinois Traction Pref.																			51
52	International Pretroleum Co. ($5 par)	14.37½	14.00	1,037	31.00	22.75	770	13.50	13.00	205	32.25	32.00	30	13.50	13.50	100	31.00	31.00	200	52
53	Lake Superior Corp.																			53
54	Lake of Woods Milling Co Com.							131⅜	131⅜	20	170	170	5	128	128	10	180¼	180¼	20	54
55	" " " Pref.																			55
56	La Rose Consolidated ($1 per share)				.30	.30	1,000	.44	.40	1,270	.50	.34	6,915	.37	.35½	600	.38	.37	435	56
57	Mackay Companies Com.	76	75¾	200	78	75	1,433	76¾	76	415	82	78	1,201	76¾	74	251	82	78	593	57
58	" " Pref.	65½	62½	291	66¾	64⅜	360	65¼	64¼	280	66⅜	66	211	65½	64½	245	68	66	200	58
59	Maple Leaf Milling Com.	98	93½	474	150¼	135⅜	3,340	98½	97	578	169	148½	7,570	108	97	1,040	168	164	901	59
60	" " Pref.	93	91½	163	102¾	99½	502	91	93	17	105	102½	360	97	92¾	105	107	104½	258	60
61	Mexican Light & Power Com.																48	48	25	61
62	" " " Pref.																			62
63	Monarch Knitting Com.				57	57	88	39	39	51	57	57	1	40	40	2	60	60	12	63
64	" " Pref.	80	78	20	89	85	28	78¼	78¼	5	90	88	60	78	77	12	92	90	80	64
65	National Steel Car Co. Com.	8	8	50	12¾	12	120	8	7⅞	315	13	10	60	8	8	25				65
66	" " " Pref.	35	33½	166	53	46	45	33	30	248	56	49	227	30	39	89	35	35	20	66
67	Nipissing ($5 per share)	8.70	8.30	595	9.10	8.75	1,600	9.00	8.70	30	13.35	8.79	9,567	9.00	8.65	1,025	12.25	11.70	1,430	67
68	Nova Scotia Steel and Coal Com.	65	65	25	65½	50	190	65⅜	64	75	84	63½	643				95½	83½	277	68
69	" " " Pref.																			69
70	Ogilvie Flour Mills Co. Com.										252	252	15							70
71	" " " " Pref.										109	109	2							71
72	Pacific-Burt Com.				30	29	20				25	25	1							72
73	" " Pref.				78	76	42				78	78	15				80	79	17	73
74	Penman's Limited Com.	74	73¾	50	92⅜	92⅜	9				93	93	15							74
75	" " Pref.										93	93	25				91½	90	20	75
76	Porto Rico Com.							28	25¼	60	33	32½	55	29	29	1	26	25	115	76
77	" " Pref.																			77
78	Prov. Paper Com.				51	51	25													78
79	" " Pref.				85	85	2				90	90	10				90	90	25	79
80	Quebec Railway L. H. & P.				22	21½	45	22	18⅜	765	18½	18½	115	20⅜	19	325	20⅜	20	95	80
81	Riordon Pulp & Paper Co. Com.				118½	116½	26				128	120¼	525	118	118	15	128	126	125	81
82	" " Pref.																			82
83	Rogers, William A. Com.				30	30	1				55	40½	248				50	50	77	83
84	" " Pref.				75	72	31	90	90	1	80	80	6	90	90	5				84
85	Russell Motor Car Com.				83½	75½	53	75	55¼	276	94½	79	183	74½	70	75				85
86	" " Pref.	70	68¾	174	85¼	83	31	80	69	761	94	85	195	79⅜	78	50	91	88	28	86
87	Sawyer Massey Com.				12	8	74				12½	10½	125				20	12	150	87
88	" " Pref.				38¼	30	85				41½	38⅜	161				55	53	120	88
89	Shredded Wheat Co. Com.	109½	109½	18	135	126	286				134½	134¾	20							89
90	" " Pref.										105¼	80	683							90
91	Spanish River Paper & Pulp Com.	13	13	50	20⅛	19	1,409	16	12⅜	250	27⅛	20	1,773				41¾	28⅜	2,908	91
92	" " " P ef.				80⅜	79	48	53	50	282	105¼	80	683	50	50	53	109	103½	449	92
93	Standard Chemical Com.																			93
94	" " Pref.																			94
95	Steel Co. of Canada Com.	60⅜	58	1,597	65¼	60⅜	807	67¼	59	3,643	65⅝	62⅜	1,288	67½	61½	1,483	73½	68½	3,654	95
96	" " " Pref.	91	89	401	96½	94	272	91⅛	90	220	98⅜	96	445	94	89⅜	370	98⅜	97½	432	96
97	Tooke Bros., Ltd. Com.							20	20	30	41	29	290				40	36	110	97
98	" " " Pref.				77	76	40				85¾	76⅜	64				84	84	2	98
99	Toronto Paper Co.	70½	70½	20	75	73	90				75	75	78	68	68	2				99
100	Toronto Railway	58	58	28	45	40	242	61¾	58	105	46	39½	659	60	58	20	49	39	407	100
101	Trethewey ($1 par)	15½	15½	200				17¼	17¼	1,000	44	40⅜	1,150	21½	19	1,200				101
102	Tuckett Tobacco Co. Com.				37	28	1,978				39½	33	529				36	35	55	102
103	" " " Pref.				90	85½	55				88	88	93				90¾	90¾	16	103
104	Twin City Com.	52¼	47½	525	46½	45	208	48	42½	324	55	44	717	40½	39½	254	58	50	163	104
105	Western Canada Flour																			105
106	Winnipeg Electric				48	45	25	48	48	20	46	45	35	48	48	31	45	44	38	106
	RIGHTS																			
107	Consolidated Mining & Smelting Co.																			107
108	Detroit Rights																			108

TORONTO STOCK EXCHANGE

Comparative Statement of Prices and Sales, July-September

	STOCKS	JULY 1918 High	JULY 1918 Low	JULY 1918 Sales	JULY 1919 High	JULY 1919 Low	JULY 1919 Sales	AUGUST 1918 High	AUGUST 1918 Low	AUGUST 1918 Sales	AUGUST 1919 High	AUGUST 1919 Low	AUGUST 1919 Sales	SEPTEMBER 1918 High	SEPTEMBER 1918 Low	SEPTEMBER 1918 Sales	SEPTEMBER 1919 High	SEPTEMBER 1919 Low	SEPTEMBER 1919 Sales
1	American Cyanamid Co. Com.	35	35	5	47	38	670												
2	" " " Pref.																88⅛	50	1,681
3	Ames-Holden-McCready Com.				53	47	660	28	23¾	120							109	98½	2,568
4	" " " Pref.				100½	92	3,715	71	67	110	102	96	485	69½	69½	10	13¼	11	1,844	11⅛	9½	2,210
5	Barcelona	10½	9½	430	10	9¼	1,179	10⅜	10¼	390	10	8¾	635	129	129	40	120	117	34
6	Bell Telephone	128	128	4	120	118	88	130	129	19	119½	118½	97	50	41½	11,035	53	50½	4,493
7	Brazilian Com.	36½	33½	2,481	60¾	57	4,355	40⅞	36¼	3,418	57¼	50¼	4,774						
8	" " Pref.													50½	49½	235	63	61½	398
9	B.C. Fishing and Packing Co.	45½	44¼	25	65½	55½	2,475	51½	45	935	62	60	85	63½	63½	25	100¼	97	388
10	Burt Co., F. N. Com.				95¼	95	115				98	97	122	85⅝	84¼	88	100	97	236
11	" " Pref.	84¼	84¼	69	95½	92	121	84¼	84¼	47	98	95½	106	19¾	18¼	275	27⅞	18¾	1,510
12	Canada Bread Com.	21	18	1,330	21½	19½	1,321	20¼	18⅜	1,935	20	19	136				80	78	788
13	" " Pref.	83½	83¼	12	82¾	80	79				80	80	69				73⅜	69½	3,063
14	Canada Cement Company Com.	61¼	60½	395	71½	68	3,193	69	61⅜	3,494	69¾	67	974	69¼	66	888	101	100	58
15	" " Pref.	93	91¼	159	101½	100	57	92	91	65	101	101	10	94¾	92	70			
16	Canada Foundries & Forgings Com.				201¾	201¼	10												
17	" " Pref.																		
18	Canada Life Com.																		
19	Canada Steamships Co., Ltd. Com.	44	40	1,461	52	49¾	2,069	45	42	2,348	55½	51	2,973	48¼	44	7,012	64¾	54	5,848
20	" " " Pref.	77	74⅜	1,390	86	82¾	2,871	78	76½	1,194	85	82	1,538	78⅜	76	1,394	85½	83	2,736
21	" " " Voting Trust	45	42½	250				48	45	475									
22	" " " New																		
23	Canadian Locomotive Com.				85¼	76	1,149	65¾	62	642	85	81	209	69⅜	65	200	95	84½	1,408
24	" " Pref.	86	85	20	94	92¾	35	90	86	40	92½	92½	10	90½	89	35	94	94	25
25	Canadian Car & Foundry Com.	38	37¼	275	42	38½	425	38	37⅝	75	36¾	34½	195				48¾	40	1,170
26	" " " Pref.	89	76	50	97½	97¼	65	91⅜	88⅜	190	96½	96½	35	89½	83	180	103¾	99	220
27	Canadian General Electric Com.	102½	100¾	134	112⅝	111	220	103½	102	374	111	107	30	104¼	101	417	108½	105	336
28	" " " " Pref.	100	100	10															
29	Canadian Pacific Railway	155½	147¾	158	175	160	13	186	157½	144	164	164	1						
30	Canadian Salt				147	135	315				141	141	50						
31	City Dairy Com.							45	45	12							60	55	27
32	" " Pref.	85	85	15	94	94	2	82½	82½	10	95	94	12	83¼	83¼	15	93	93	24
33	Confederation Life																		
34	Coniagas Mines, Ltd. ($5 per share)	3.00	3.00	50	2.50	2.50	25	2.75	2.50	50	2.73	2.73	100				2.85	2.55	1,700
35	Cons. Mining & Smelting Co. $25 par	24⅜	24⅜	45	31½	30	966	25	24⅜	3,421	30	29	405	25	24⅜	414	30½	29¼	210
36	Consumers Gas	145	145	87	151½	150	345	146	145	72	151	149	300	149	146¼	48	149	144	274
37	Crow's Nest Pass Coal Co	50	50	50	50	50	50	50	50	10	51	51	55				49½	49½	15
38	Crown Reserve ($1 per share)				34	34	60							20½	20½	100	42	35	4,150
39	Detroit United				106	104¾	30				102½	102½	10				99¼	99¼	130
40	Dome Mines ($10 par)	9.45	8.00	520	15.00	13.90	195	9.10	8.50	420	14.75	13.50	620	10.05	8.90	632	14.90	14.25	370
41	Dominion Canners Com.	35	33½	15	57	51½	564	40	35⅝	155	51½	44	520	39	35	102	57	47¾	2,554
42	" " Pref.				91	90	122	70	70	37	90	90	14	73	71	15	85	85	10
43	Dominion Coal Co. Pref.																		
44	Dominion Iron & Steel Com.																91	91	5
45	" " Pref.							98	88	25							70¾	68	6,945
46	Dominion Steel Corporation Com.	61½	60	782	73	65	10,833	64¾	60¾	1,403	67½	64	2,940	65	61	1,307			
47	" " Pref.																88	88	10
48	Dominion Telegraph																31	28⅝	51
49	Duluth Superior	41	41	10	28	28	55	41	41	10	28	28	65						
50	Electrical Development Pref.																		
51	Illinois Traction Pref.																		
52	International Petroleum Co. ($5 par)	15.00	14.12½	730	30.25	30.25	7	14.25	14.25	10				13.75	13 75	100			
53	Lake Superior Corp.																		
54	Lake of Woods Milling Co. Com.																		
55	" " " Pref.																		
56	La Rose Consolidated ($1 per share)	.39	.35	510	.47	.39	1,600	.43½	.30	6,120				.57½	.50	9,200	41	38	2,700
57	Mackay Companies Com.	75⅞	75	129	80	78¼	516	78¼	75⅜	633	79⅜	77¾	776	79⅜	75	399	81¼	77½	2,020
58	" " Pref.	65¼	64½	251	66⅜	65¼	172	65½	65	280	66	65¼	160	65¼	64⅝	52	67½	64⅜	467
59	Maple Leaf Milling Com.	113½	101½	1,295	178½	163½	4,059	120½	111	4,038	180½	173½	919	129½	117½	3,045	200	193	550
60	" " Pref.	97	94¼	62	106	105	211	97	95	143	106	105	88	98	95½	244	107	105	252
61	Mexican Light & Power Com.							16	16	50									
62	" " Pref.																		
63	Monarch Knitting Com.				60	60	92				60	60	120	45	45	50	60	60	2
64	" " Pref.				90	90	12				90	90	40	75	75	6	99	90	16
65	National Steel Car Co. Com.				10	8	39	7	7	8	8	6½	140	9	8½	270	10½	6	656
66	" " " Pref.							33	30	68	37	36¾	35	40	35½	187	48	35	599
67	Nipissing ($5 per share)	8.80	8.65	130	11.00	10.50	300	9 00	8.60	480	10.50	10.50	335	9.00	8.65	560	11.90	10.75	1,783
68	Nova Scotia Steel and Coal Com.				81½	81½	5	71¼	66	593	75	75	50	68	66	140			
69	" " " Pref.				112	112	10												
70	Ogilvie Flour Mills Co. Com.																		
71	" " " Pref.										32	25	376				31½	29	64
72	Pacific-Burt Com.	34	34	3							80	79	40	77¼	77¼	3	80	79½	15
73	" " Pref.													82	81	25	99⅜	97	31
74	Penman's Limited Com.				97	95	60				95	95	10	84	84	5	93	93	10
75	" " Pref.				91½	91½	20							36¾	36¾	25	25	24	35
76	Porto Rico Com.	28	28	105	25	25	35	37	29	436									
77	" " Pref.										60	60	40	46	46	25	65	65	60
78	Prov. Paper Com.				57	55	80				90	90	75	46	46	25	90	90	60
79	" " Pref.													20½	18⅞	125	23¾	17½	435
80	Quebec Railway L. H. & P.	19½	18	215				18¼	17⅞	80				121¼	121¼	20	145½	140	210
81	Riordon Pulp & Paper Co. Com.				145	144½	45												
82	" " Pref.				99¼	99¼	7										62½	60	218
83	Rogers, William A. Com.				50½	50⅜	15				60	55	83				85	85	7
84	" " Pref.										85	85	38				88	85	13
85	Russell Motor Car Com.	76	70	109	87	83	71	86	80	297	79⅝	79⅝	36	90	81½	235	96	86½	451
86	" " " Pref.	83	79⅞	252	90	85	105	90	89½	390	90	87	20	91½	83	125			
87	Sawyer Massey Com.				22	20	685										57	56	60
88	" " Pref.				62¼	50	248				58	57	25						
89	Shredded Wheat Co. Com.							100	100	10	136	135	38	112	104	135			
90	" " " Pref.													92	92	5			
91	Spanish River Paper & Pulp Com.				45⅝	40	4,148	14½	13	225	41½	38	585	14¾	14	160	58	42	2,464
92	" " Pref.				109	103	664	53	51	211	107⅜	105	140	55	53	45	114½	109	280
93	Standard Chemical Com.													17½	17½	5			
94	" " Pref.																		
95	Steel Co. of Canada Com.	66½	64¼	840	76	69⅜	1,756	62½	62¼	45				73¾	71½	1,222	72½	68	1,068
96	" " " Pref.	95	93	137	99⅜	98½	183	74¾	65	3,626	69	60	1,124	97½	96½	288	99½	97½	271
97	Tooke Bros., Ltd Com.	17	15	45	45	42	108	97¼	94½	268	99	97	128				69½	40½	981
98	" " Pref.				88	88	10	24	19	89	40	40	149				92	80	115
99	Toronto Paper Co.	65	65	96	75	73	92	72⅜	71	135	75	75	19	72¾	72⅜	25	90	76	401
100	Toronto Railway	59⅜	58½	80	50⅜	43	368	60⅜	59	160	43	41¾	259	60⅜	60	23	42	40	176
101	Trethewey ($1 par)	30	23	4,200	37	32	1,100				28	28	1,000	27	24	1,100	35	35	500
102	Tuckett Tobacco Co. Com.				48½	40	1,121				43⅜	41½	265	21¾	21	165	54	41	1,193
103	" " Pref.				90⅜	89	22				91	91	10						
104	Twin City Com.	44¼	41½	223	55	50	203	45	43⅜	217				46	44	120	45	43	157
105	Western Canada Flour				140	140	22				170	150	200				160	160	10
106	Winnipeg Electric	48	48	2	49½	45	28							48	48	1	40	40	25
	RIGHTS																		
107	Consolidated Mining & Smelting Co.																		
108	Detroit Rights																		

TORONTO STOCK EXCHANGE

Comparative Statement of Prices and Sales, October-December

	STOCKS	OCTOBER 1918 High	Low	Sales	OCTOBER 1919 High	Low	Sales	NOVEMBER 1918 High	Low	Sales	NOVEMBER 1919 High	Low	Sales	DECEMBER 1918 High	Low	Sales	DECEMBER 1919 High	Low	Sales
1	American Cyanamid Co. Com.																		
2	" " " Pref.													69¾	69¾	30			
3	Ames-Holden-McCready Com.				102⅝	87	940				112	112	25						
4	" " " Pref.				115¼	107¾	670												
5	Barcelona	15	11¾	3,047	10	8¼	675	15½	12½	1,995	8	7½	1,123	13¼	12⅜	455	8	5⅜	535
6	Bell Telephone	130	129	3	118	117½	66	130	130	24	118	117½	101	130	129	54	117¾	115½	16
7	Brazilian Com.	51¼	48	7,751	55	50	8,042	60	48⅝	8,102	53¼	50	4,316	53½	50¼	1,422	53	50	7,851
8	" " Pref.																		
9	B.C. Fishing and Packing Co. Pref.	49¾	49	30	69	62½	1,212	49	49	15	68	62½	205	48	45⅞	55	66	62	75
10	Burt Co., F.N. Com.	63½	63½	25	112½	100	691	63½	63½	25	107	105	419	75	63½	268	110	105	514
11	" " " Pref.	86	84¼	57	110⅝	99	578	86¼	84½	67	106⅝	105½	310	90	77¼	50	110	105	337
12	Canada Bread Com.	18	18	20	27	23⅜	5,728	18½	18½	75	33	21½	9,253	24⅛	18¾	1,900	32⅜	28½	3,696
13	" " Pref.				81	78	328	83½	83¼	51	82	80	424				87	81½	376
14	Canada Cement Company Com.	67½	64	870	73⅜	70	3,645	64½	60	596	73	70	1,705	67⅛	61	2,288	73¾	70	2,657
15	" " " Pref.	94½	94	10	101	100	50	95	93	35	100	99	42	96	95¼	50	100	98	179
16	Canada Foundries & Forgings Com.													198⅜	198¾	15			
17	" " " Pref.																		
18	Canada Life Com.																		
19	Canada Steamships Co., Ltd. Com.	47⅛	45	3,525	73	62½	3,840	47⅛	45	1,511	73½	69	1,164	51	44⅜	5,379	80	70½	2,370
20	" " " Pref.	77	76½	461	87⅞	83½	3,425	77	76	803	86¼	84	1,427	80	76¾	2,042	87	84	2,515
21	" " " Voting Trust																74	70	100
22	" " " New																		
23	Canadian Locomotive Com.	65	64¼	40	105⅜	93	6,412	67½	64	600	100	98	985	66⅜	63⅜	245	101	95	445
24	" " Pref.	89½	87	28	97½	93	65	86	86	10	96	94½	78	90	90	39	95	95	86
25	Canadian Car & Foundry Com.	33½	33¼	20	51½	49	1,562	44	31½	50	53½	48	607	32½	31½	50	69½	49¼	370
26	" " " Pref.	86¼	85½	15	100½	99¾	70	84½	83	15	99¼	96	175	86	85½	25	107	98¼	505
27	Canadian General Electric Com.	104¾	103	279	113¼	111	1,267	105½	104¼	218	112	108	325	106½	103½	181	109	103	461
28	" " " Pref.										99½	99½	25	110	110	22	100	100	97
29	Canadian Pacific Railway	173	170½	115										162½	162½	3			
30	Canadian Salt							128	128	50				132	132	41			
31	City Dairy Com.	50	50	15	55	54¾	9							50	50	20	56	56	18
32	" " Pref.	85	83¾	25	92	91¼	61	85	84½	33	92	92	4	84½	84	7	92½	92	9
33	Confederation Life																		
34	Coniagas Mines, Ltd. ($5 per share)				2.85	2.85	190	3.67	3.50	200	2.76	2.75	200				3.15	2.80	1,235
35	Cons. Mining & Smelting Co. $25 par	24⅜	24⅛	332	32½	30½	882	24⅜	24⅛	83	30	29	147	24⅜	24⅛	114	29¼	28	180
36	Consumers Gas	153	153	35	145	138	716	149½	149¼	11	152	146½	429	150	147½	187	151	144½	225
37	Crow's Nest Pass Coal Co.				51	49½	36	50	50	2	65	55	33	55	55	35	62	59¾	167
38	Crown Reserve ($1 per share)				37½	37½	500				37	35½	1,500	32	25	6,300	45½	36	11,175
39	Detroit United				109½	106	121				112	112	10						
40	Dome Mines ($10 par)	13.00	10.55	590	15.00	14.25	900	14.90	13.80	105	15.00	13.75	660	14.00	12.00	1,020	14.60	13.75	655
41	Dominion Canners Com.	37½	35	90	64	52¾	2,695	35	29	186	64½	58	203	35	30½	457	61½	56⅜	410
42	" " Pref.	70½	70	180	90	89	431	73	70	855	90	88	76	73½	72	555	90	89	91
43	Dominion Coal Co. Pref.																		
44	Dominion Iron & Steel Com.																		
45	" " Pref.	95¼	95½	15													94¼	94¼	25
46	Dominion Steel Corporation Com.	64	58½	1,973	70⅜	68	5,091	63	59½	1,225	73¾	68	9,004	63	59¾	690	75¼	70	7,877
47	" " Pref.																		
48	Dominion Telegraph				90	90	62				90⅛	90	65				90¾	90½	140
49	Duluth Superior	41	41	30	32½	31	88	41	41	51	31	29	43				29	27⅜	600
50	Electrical Development Pref.																		
51	Illinois Traction Pref.																		
52	International Pretoleum Co. ($5 par)	15.00	14.00	70				15.87	15.87	300				20.50	15.30	1,175	62.00	62.00	10
53	Lake Superior Corp																		
54	Lake of Woods Milling Co. Com.													169	169	15			
55	" " Pref.										106½	106½	12						
56	La Rose Consolidated ($1 per share)	.50½	.50½	400	39	37	300	.39	.39	500	.51	.47	8 300				51	45	5,050
57	Mackay Companies Com.	79	76½	931	80⅜	79½	693	79⅜	76½	843	80	78	964	76½	72½	322	79	73½	1,071
58	" " Pref.	65¼	64½	227	66½	66	285	65	64	178	67	66¼	620	65	63½	126	69½	65½	691
59	Maple Leaf Milling Com.	132	125½	1,566	209	195	1,882	139½	124	1,818	206	193	888	137⅝	125	2,114	205	196	165
60	" " Pref.	97½	95	224	106	103	190	96½	93¾	319	104	101½	278	98	95½	324	104½	102½	127
61	Mexican Light & Power Com.	20	18	100															
62	" " Pref.																		
63	Monarch Knitting Com.							46	46	68	65	64	10	46	46	2			
64	" " Pref.	80½	80	15	90	88	99	80	78	15	90	98	39	76	76	33	90	90	5
65	National Steel Car Co. Com.	8	7⅜	130	11	5	883				5	4	375	6	5	139	5½	4	338
66	" " Pref.	37	30	40	45	33	915	26	26	35	25	20	325	28	20	274	31	19	563
67	Nipissing ($5 per share)	8.70	8.55	110	12.00	11.48	1,075	8.75	8.75	160	13.70	12.00	1,110	9.25	8.75	970	14.20	13.25	1,655
68	Nova Scotia Steel and Coal Com.	65¼	63½	35				63½	63½	45	85¼	85½	6						
69	" " Pref.																		
70	Ogilvie Flour Mills Co. Com.										293⅝	293⅜	40						
71	" " Pref.										106½	106½	20						
72	Pacific Burt Com.				36	32½	295				37	30	298	34	34	4	40	33	214
73	" " Pref.				85	78½	27	76¼	76¼	16	84	83	52	77¼	77¼	12			
74	Penman's Limited Com.				93½	91	35							78⅝	78⅝	15	106½	105	28
75	" " Pref.	83	82¾	10													91	91	20
76	Porto Rico Com.				24⅞	24⅝	10				24	24	15				23¾	23	85
77	" " Pref.																		
78	Prov. Paper Com.				83	65	215				82⅛	80	90	49	49	35	82	76	90
79	" " Pref.	78	78	25															
80	Quebec Railway L. H. & P.	21½	20	195	24¼	22½	215				25	23⅜	205				30¼	26	1,050
81	Riordon Pulp & Paper Co Com.				150½	147	235				149½	149½	10				184⅜	160½	910
82	" " Pref.																99⅛	99⅛	10
83	Rogers, William A. Com.				80	62	165				70	70	100				68	66	22
84	" " Pref.				95	88	153				95⅝	90	81				95½	90	45
85	Russell Motor Car Com.	90⅞	84	20	102⅜	85	614				100	97¾	37				95	95	25
86	" " Pref.	91⅛	86	105	102	94	1,030	81	75	85				75	75	10	99½	94	224
87	Sawyer Massey Com.				21	16	350							13	13	30	18	18	10
88	" " Pref.				62	55	160				65	60	250				65	65	80
89	Shredded Wheat Co. Com.				147	135	150				145	145	5						
90	" " Pref.																		
91	Spanish River Paper & Pulp Com.	19⅜	15	1,297	70⅜	54½	2,770	16	15	325	72½	63	1,682	19	15	899	90	84¾	3,300
92	" " Pref.	61	55	219	118¾	113¼	111	56½	55	82	122	117	60	64	59	473	129	121	120
93	Standard Chemical Com.																		
94	" " Pref.	62½	62½	50															
95	Steel Co. of Canada Com.	71¾	63¾	1,357	75½	71	2,638	63½	58½	940	78	69½	6,228	65	59½	804	88½	76	6,393
96	" " Pref.	97	94⅝	185	100	99¼	237	95	92¾	177	100	99	306	94½	93	102	100	99	308
97	Tooke Bros., Ltd. Com.				70	67½	42				67	67	5				63	63	10
98	" " Pref.				89¾	89¾	5												
99	Toronto Paper Co.	72	71¾	70	137	88½	475	68½	68½	60				69	69	10			
100	Toronto Railway	60	58	186	41⅜	40	138	58	58	46	46	40	252	58	58	70	42	42	20
101	Trethewey ($1 par)	24⅜	23	3,200	32½	29¾	2,100	23	22¾	2,500	42	34	3,100	24	19	1,050	50	45	13,900
102	Tuckett Tobacco Co. Com.				60½	53½	1,195				56	48	253	24½	21	195	58⅜	51	633
103	" " Pref.				91½	90	20				90½	90½	25				90	90	38
104	Twin City Com.	51½	50	224	46½	45	185	52	49½	392	46	37	347	37	38¼	844	42	33	264
105	Western Canada Flour				145¼	145	100				174½	148	145				130	130	2
106	Winnipeg Electric	48	48	125	40	37¾	140										37	34¾	47
	RIGHTS																		
107	Consolidated Mining & Smelting Co.																		
108	Detroit Rights																		

BONDS QUOTED ON TORONTO STOCK EXCHANGE

Comparative Statement of Prices and Sales during 1918 and 1919

	BONDS	1918 JANUARY 1919						1918 FEBRUARY 1919						1918 MARCH 1919					
		High	Low	Sales	High	Low	Sales	High	Low	Sales	High	Low	Sales	High	Low	Sales	High	Low	Sales
1	Canada Bread	90	90	$8,000	95	93	$27,500				94½	94	$6,500				94	94	$7,000
2	Canadian Locomotive				91½	90	19,000				92⅔	92	5,700				93½	93½	10,500
3	C.P.R. Notes																		
4	Dominion of Canada War Loan 1925	95½	94⅜	51,000	97	95⅜	51,400	95	94½	$27,000	98	96½	72,400	94	93½	$51,600	99¼	97	67,600
5	" " " " 1931	93¼	92	39,800	97	95½	64,300	93	93	28,200	96¾	96	64,100	93½	92¼	33,900	99½	96	75,600
6	" " " " 1937	93¼	92	161,200	98½	96½	353,400	93½	92½	67,400	98⅝	97	261,300	92	91¼	38,850	100⅜	97¼	687,600
7	Dom. of Canada Victory War Loan 1922				100⅜	98⅜	589,600				100¼	99⅞	646,050				100⅜	100	515,500
8	" " " " " " 1927				101¼	90⅜	170,600				101⅛	100⅜	150,600				103¼	101	90,550
9	" " " " " " 1937				103⅜	100½	423,900				103½	102	522,900				106½	103¾	643,850
10					87	87	1,000				92	91	61,000						
11	Electrical Development																		
12	Mexican Light & Power Due 1933																		
13	Penmans																65	64	4,000
14	Porto Rico													83¼	83¼	2,000			
15	Quebec Railway, Light and Power																		
16	Rio de Janeiro Tram. Light & Power																		
17	Sao Paulo Tramway				85½	85½	1,500												
18	Spanish River	88	88	1,000	94¾	94	1,500	88½	88	2,000	96	94	7,000	89½	88⅜	2,000	98	98	2,000
	Steel Co. of Canada																		

	BONDS	1918 APRIL 1919						1918 MAY 1919						1918 JUNE 1919						1918 JULY 1919					
		High	Low	Sales	High	Low	Sales	High	Low	Sales	High	Low	Sales	High	Low	Sales	High	Low	Sales	High	Low	Sales	High	Low	Sales
1	Canada Bread	90	90	$6,600	94½	93½	$9,800	92	90½	$10,500	95½	94¼	$7,500				94¼	94	$2,500	90	89	$3,100	95	94½	$5,000
2	Canadian Locomotive				94½	93	6,100				94	94	8,000				95	94⅜	6,000						
3	C.P.R. Notes																								
4	Dominion of Canada War Loan 1925	94⅜	93½	30,600	99½	97¾	112,800	95⅛	94¼	43,900	99⅜	97¼	184,700	95¾	95¼	93,500	100⅜	98½	147,200	96	95⅜	140,000	100	96½	128,200
5	" " " " 1931	92⅝	92⅝	58,300	99½	98	132,600	94	92⅞	45,800	99⅜	97⅛	43,500	95	94¼	55,500	100⅜	98	31,300	95⅜	94	105,200	101⅛	98	31,900
6	" " " " 1937	92¼	91½	152,700	100⅜	98¾	210,500	93⅜	92	239,400	100⅝	99	136,600	93⅞	93¼	205,500	102	99½	349,700	94	93	86,000	101¼	99	141,700
7	Dom. of Canada Victory War Loan 1922				100⅝	99¼	617,850				100¾	100⅛	520,050				101⅞	100½	713,150				101⅜	99¾	643,950
8	" " " " " " 1927				103½	102	81,650				102⅜	101⅞	46,100				104⅛	102⅛	181,100				103½	100	280,450
9	" " " " " " 1937				106¼	104⅜	322,350				106¼	105¼	385,250				107⅜	106	752,450				106½	104½	594,350
10					95	92	4,000							84½	84½	3,000	92	91½	6,000	84½	84½	500	91	91	4,000
11	Electrical Development																40	40	500						
12	Mexican Light & Power Due 1933										92	92	1,000				93	93	4,000						
13	Penmans				80	80	500																82	82	2,000
14	Porto Rico							59¾	59¾	1,000															
15	Quebec Railway, Light and Power	83	83	1,000				83	83	500							80	80	500	80	80	1,000			
16	Rio de Janeiro Tram. Light & Power																			76	76	1,000	104½	100½	3,500
17	Sao Paulo Tramway																			93	93	300	99½	99½	500
18	Spanish River	91⅛	91	3,000	99¾	98	24,000	29	92	2,000	99¾	99½	5,500	92⅞	91⅞	19,300	99½	99½	1,000						
	Steel Co. of Canada																								

	BONDS	1918 AUGUST 1919						1918 SEPTEMBER 1919						1918 OCTOBER 1919						1918 NOVEMBER 1919					
		High	Low	Sales	High	Low	Sales	High	Low	Sales	High	Low	Sales	High	Low	Sales	High	Low	Sales	High	Low	Sales	High	Low	Sales
1	Canada Bread	91	90	$5,000	94	93½	$6,100	90	90	$1,000	95	94	$6,500	92	92	$500	94	94	$3,000						
2	Canadian Locomotive	89	89	500	95	94	2,500				95	95	5,000				94	94	1,000				94	94	$2,000
3	C.P.R. Notes	99	99	100																					
4	Dominion of Canada War Loan 1925	96¼	95½	46,200	98	96	30,400	96⅜	96	70,000	98	97	67,900	96⅞	96	18,000	97⅞	97⅜	68,800	96⅜	96½	$6,500	97⅞	97⅜	244,000
5	" " " " 1931	95⅛	94⅜	34,400	99	97½	47,000	95⅜	94¼	33,400	99	98½	22,600	96⅜	95½	19,400	98¼	98¼	229,400	96⅝	95½	5,900	98⅜	98⅛	265,200
6	" " " " 1937	94	93	139,400	101⅛	98⅜	64,100	94½	94	194,200	100⅜	100⅛	126,400	94½	93½	66,200	100⅜	100¼	238,500	96¼	93⅜	139,400	100¼	98⅜	524,300
7	Dom. of Canada Victory War Loan 1922				100⅛	99⅜	483,600				100⅜	100	793,400				100¼	100	703,350				100¼	100½	705,350
8	" " " " " " 1927				102½	100⅜	102,150				102⅜	101½	179,950				102⅛	102½	142,000				102¼	102½	22[a],500
9	" " " " " " 1937				106¼	104¼	322,350				105¼	103⅜	973,000				104⅜	104¼	530,400				104⅜	104¼	748,150
10					91	91	1,500	84⅜	84½	4,500	91	90	20,500	85	84½	6,000				84½	84½	500	91	91	9,000
11	Electrical Development													45	40	5,000									
12	Mexican Light & Power Due 1933										82	82	1,000				91⅜	91⅜	200						
13	Penmans	80	80	500																			76	70½	85,300
14	Porto Rico				65	65	1,000										76	75	4,600				76	76	1,000
15	Quebec Railway, Light and Power							83½	83½	5,000	80	78	12,000				80	80	2,000						
16	Rio de Janeiro Tram. Light & Power																			82	82	25,000			
17	Sao Paulo Tramway							94	94	1,500	100	96	1,800	93	93	2,000	97	97	1,000						
18	Spanish River																								
	Steel Co. of Canada																								

	BONDS	1918 DECEMBER 1919			1916			1917			1918			1919			
		High	Low	Sales	High	Low	Sales	High	Low	Sales	High	Low	Sales	High	Low	Sales	
1	Canada Bread	92	92	$1000	94	94	$5,000	95½	92½	$71,000	94	90	$74,000	92	90	$33,600	95½ 93 $81,400
2	Canadian Locomotive				93½	93½	1,000	96	88	48,500	95	93	2,800	90	86	4,100	95 90 71,800
3	C.P.R. Notes													99	99	100	
4	Dominion of Canada War Loan 1925	96⅜	94⅞	51,300	97¾	95½	177,400	99⅜	97¼	364,500	98¾	94⅜	938,900	96¾	94¼	629,600	100⅜ 95⅜ 1,352,900
5	" " " " 1931	96⅛	95	32,100	98¾	95½	166,100				98¾	91	1,479,400	96⅜	92	491,900	101½ 95¼ 1,173,600
6	" " " " 1937	97⅜	95½	239,900	99¾	98¼	250,500				96	91⅜	2,268,310	96¼	91¼	1,730,150	102 96⅜ 3,344,600
7	Dom. of Canada Victory War Loan 1922	100	98⅛	167,350	100⅜	98⅜	948,200							100	98¼	167,350	101⅞ 98⅛ 7,880,050
8	" " " " " " 1927	101	99⅜	24,950	102⅛	100¼	288,000							101	99⅜	24,950	104⅜ 99¼ 1,942,650
9	" " " " " " 1937	102½	101	186,200	104¾	102¾	864,700							102⅛	101	186,200	107⅜ 100¼ 7,083,650
10		87	87	5,000	91⅛	91½	1,000	92½	83	80,000	92½	89¾	2,000	87	84¼	19,500	95 87 108,000
11	Electrical Development										30	30	9,000	45	40	5000	40 40 500
12	Mexican Light & Power Due 1933				89	89	1,500	84½	84½	500	96	87	2,500				93 89 6,700
13	Penmans							85	85	2,500	82	82	8,000	80	80	500	82 80 3,500
14	Porto Rico							68¾	68¾	3,000				59¾	59¾	1,000	65 65 5,000
15	Quebec Railway, Light and Power				76	75	21,700	87⅝	84½	31,700	86½	80	40,300	83½	83	8,500	80 70½ 123,600
16	Rio de Janeiro Tram. Light & Power							84	84	1,000	84	80	9,000	80	80	1,000	80 76 3,500
17	Sao Paulo Tramway													82	76	26,000	104½ 85½ 5,000
18	Spanish River							97	90	118,500	99½	90	25,400	94	88	32,600	100 94 44,300
	Steel Co. of Canada																

A new branch of the Canada Permanent Mortgage Corporation was opened early this month at 436 Barrington St., Halifax, N.S.

The Toronto office of the Huron and Erie Mortgage Corporation, was opened on January 2nd. W. J. McWhinney is in charge, and J. Ross Mitchell, who for the past five years has been associated with the Dominion Securities Corporation, has charge of the bond department, a new line of business for the Canada Trust Company. R. P. Baker has been appointed investment manager. Mr. Baker has been connected with the company for 12 years.

LOAN & TRUST COS. QUOTED ON TORONTO STOCK EXCHANGE

Comparative Statement of Prices and Sales during 1918 and 1919

JANUARY

	1918			1919		
COMPANIES	High	Low	Sales	High	Low	Sales
Canada Landed & National Invest.	148¾	148¾	5	148	148	1
" " " 20% paid						
Canada Permanent Mort. Corporation	162½	162½	170	170	167	743
Central Canada Loan and Savings						
" " " " 20% paid						
Colonial Investment & Loan	63	63	153	81	81	930
Dominion Savings & Investment						
Great West Permanent						
Hamilton Provident and Loan						
" " " " 20% paid						
Huron and Erie Mortgage Corp				204	200	24
" " " " 20% paid						
Landed Banking and Loan						
London & Canadian Loan & Agency						
National Trust						
Ontario Loan & Debenture						
" " .....20 % paid						
Real Estate Loan						
Toronto General Trusts						
" " " .....New						
Toronto Mortgage						
Toronto Savings						
Union Trust Co						

FEBRUARY

	1918			1919		
COMPANIES	High	Low	Sales	High	Low	Sales
Canada Landed & National Invest.				149	149	26
" " " 20% paid						
Canada Permanent Mort. Corporation	162½	162½	101	172	169	1,930
Central Canada Loan and Savings						
" " " " 20% paid						
Colonial Investment & Loan	63	63	100	81	81	532
Dominion Savings & Investment						
Great West Permanent						
Hamilton Provident and Loan						
" " " " 20% paid	121	121	21			
Huron and Erie Mortgage Corp				210	196	475
" " " " 20% paid				201	196	66
Landed Banking and Loan						
London & Canadian Loan & Agency				127	127	20
National Trust						
Ontario Loan & Debenture						
" " .....20 % paid						
Real Estate Loan						
Toronto General Trusts						
" " " .....New						
Toronto Mortgage				134	134	86
Toronto Savings						
Union Trust Co						

MARCH

	1918			1919		
COMPANIES	High	Low	Sales	High	Low	Sales
Canada Landed & National Invest.						
" " " 20% paid						
Canada Permanent Mort. Corporation	162½	162½	508	172	169	621
Central Canada Loan and Savings						
" " " " 20% paid						
Colonial Investment & Loan	63	63	1,131	81	80	348
Dominion Savings & Investment	76	75	30			
Great West Permanent						
Hamilton Provident and Loan						
" " " " 20% paid						
Huron and Erie Mortgage Corp						
" " " " 20% paid				198	195	101
Landed Banking and Loan						
London & Canadian Loan & Agency				126	126	10
National Trust						
Ontario Loan & Debenture				160	155	41
" " .....20 % paid						
Real Estate Loan						
Toronto General Trusts	199¾	199¾	10			
" " " .....New						
Toronto Mortgage				134	134	22
Toronto Savings						
Union Trust Co						

APRIL

	1918			1919		
COMPANIES	High	Low	Sales	High	Low	Sales
Canada Landed & National Invest.	148¾	148¾	80	148	148	9
" " " 20% paid						
Canada Permanent Mort. Corporation	162½	162½	1,503	171	170	165
Central Canada Loan and Savings						
" " " " 20% paid						
Colonial Investment & Loan				79	79	125
Dominion Savings & Investment	75	75	17	75	75	10
Great West Permanent						
Hamilton Provident and Loan						
" " " " 20% paid						
Huron and Erie Mortgage Corp	202	202	32			
" " " " 20% paid	190	190	4			
Landed Banking and Loan						
London & Canadian Loan & Agency	126½	126½	8			
National Trust						
Ontario Loan & Debenture						
" " .....20 % paid						
Real Estate Loan						
Toronto General Trusts	201	201	35	207½	207½	12
" " " .....New						
Toronto Mortgage				132	132	7
Toronto Savings						
Union Trust Co						

MAY

	1918			1919		
COMPANIES	High	Low	Sales	High	Low	Sales
Canada Landed & National Invest.						
" " " 20% paid						
Canada Permanent Mort. Corporation	162½	162½	1,278	174½	173½	513
Central Canada Loan and Savings						
" " " " 20% paid						
Colonial Investment & Loan	63	63	591	70	70	100
Dominion Savings & Investment						
Great West Permanent						
Hamilton Provident and Loan						
" " " " 20% paid						
Huron and Erie Mortgage Corp	204	204	12	218	218	8
" " " " 20% paid				100	100	25
Landed Banking and Loan						
London & Canadian Loan & Agency	141	141	7	142	142	7
National Trust						
Ontario Loan & Debenture				200	200	4
" " .....20 % paid				160	160	24
Real Estate Loan						
Toronto General Trusts	201	201	7	207½	207½	18
" " " .....New						
Toronto Mortgage						
Toronto Savings						
Union Trust Co						

JUNE

	1918			1919		
COMPANIES	High	Low	Sales	High	Low	Sales
Canada Landed & National Invest.						
" " " 20% paid						
Canada Permanent Mort. Corporation	162½	162½	418	176	172½	856
Central Canada Loan and Savings						
" " " " 20% paid						
Colonial Investment & Loan				70	67	654
Dominion Savings & Investment						
Great West Permanent						
Hamilton Provident and Loan						
" " " " 20% paid						
Huron and Erie Mortgage Corp						
" " " " 20% paid						
Landed Banking and Loan						
London & Canadian Loan & Agency	200	200	23			
National Trust						
Ontario Loan & Debenture						
" " .....20 % paid						
Real Estate Loan						
Toronto General Trusts						
" " " .....New						
Toronto Mortgage				135	135	10
Toronto Savings						
Union Trust Co						

JULY

	1918			1919		
COMPANIES	High	Low	Sales	High	Low	Sales
Canada Landed & National Invest.	148¾	148¾	5			
" " " 20% paid						
Canada Permanent Mort. Corporation	164¼	162½	333	175	172½	757
Central Canada Loan and Savings						
" " " " 20% paid						
Colonial Investment & Loan	64	63	120	72	70	396
Dominion Savings & Investment				75	75	20
Great West Permanent						
Hamilton Provident and Loan						
" " " " 20% paid						
Huron and Erie Mortgage Corp						
" " " " 20% paid						
Landed Banking and Loan						
London & Canadian Loan & Agency	126½	126½	14	120	120	8
National Trust						
Ontario Loan & Debenture						
" " .....20 % paid						
Real Estate Loan				100	100	12
Toronto General Trusts				220	215	11
" " " .....New						
Toronto Mortgage				133	133	25
Toronto Savings						
Union Trust Co						

AUGUST

	1918			1919		
COMPANIES	High	Low	Sales	High	Low	Sales
Canada Landed & National Invest.	148¾	148¾	2			
" " " 20% paid						
Canada Permanent Mort. Corporation	164½	164	155	175	174½	848
Central Canada Loan and Savings						
" " " " 20% paid						
Colonial Investment & Loan	64	63	480	75	70	1,026
Dominion Savings & Investment						
Great West Permanent						
Hamilton Provident and Loan						
" " " " 20% paid						
Huron and Erie Mortgage Corp						
" " " " 20% paid						
Landed Banking and Loan						
London & Canadian Loan & Agency						
National Trust						
Ontario Loan & Debenture						
" " .....20 % paid						
Real Estate Loan						
Toronto General Trusts						
" " " .....New						
Toronto Mortgage				218	218	5
Toronto Savings						
Union Trust Co						

SEPTEMBER

	1918			1918		
COMPANIES	High	Low	Sales	High	Low	Sales
Canada Landed & National Invest.				143	140	11
" " " 20% paid						
Canada Permanent Mort. Corporation				174½	170½	760
Central Canada Loan and Savings						
" " " " 20% paid						
Colonial Investment & Loan	65	63	758	75½	75	565
Dominion Savings & Investment						
Great West Permanent						
Hamilton Provident and Loan						
" " " " 20% paid						
Huron and Erie Mortgage Corp	133	133	25	146	125	69
" " " " 20% paid						
Landed Banking and Loan						
London & Canadian Loan & Agency						
National Trust						
Ontario Loan & Debenture						
" " .....20 % paid						
Real Estate Loan				100	100	14
Toronto General Trusts				140	140	77
" " " .....New				120	120	20
Toronto Mortgage				205	205	5
Toronto Savings				157	157	19
Union Trust Co						

OCTOBER

	1918			1919		
COMPANIES	High	Low	Sales	High	Low	Sales
Canada Landed & National Invest.	148¾	140	109	140	138	50
" " " 20% paid						
Canada Permanent Mort. Corporation	168	166	904	171½	169½	466
Central Canada Loan and Savings						
" " " " 20% paid						
Colonial Investment & Loan	65	65	227	74	74	67
Dominion Savings & Investment						
Great West Permanent						
Hamilton Provident and Loan						
" " " " 20% paid						
Huron and Erie Mortgage Corp						
" " " " 20% paid						
Landed Banking and Loan						
London & Canadian Loan & Agency	140	140	26			
National Trust						
Ontario Loan & Debenture						
" " .....20 % paid						
Real Estate Loan						
Toronto General Trusts				120	120	10
" " " .....New				205	205	28
Toronto Mortgage				160	160	9
Toronto Savings						
Union Trust Co				98	98	8
	204	204	20	217½	215	18
				131	131	21

NOVEMBER

	1918			1919		
COMPANIES	High	Low	Sales	High	Low	Sales
Canada Landed & National Invest.	148¾	148¾	24	140	140	20
" " " 20% paid						
Canada Permanent Mort. Corporation	169	168	1,449	170	168	598
Central Canada Loan and Savings						
" " " " 20% paid						
Colonial Investment & Loan	69	67	708	73	70	697
Dominion Savings & Investment						
Great West Permanent						
Hamilton Provident and Loan						
" " " " 20% paid						
Huron and Erie Mortgage Corp						
" " " " 20% paid						
Landed Banking and Loan						
London & Canadian Loan & Agency	202	202	5	114	114	11
National Trust						
Ontario Loan & Debenture						
" " .....20 % paid						
Real Estate Loan				119	119	29
Toronto General Trusts						
" " " .....New						
Toronto Mortgage				157	157	2
Toronto Savings				148	148	18
Union Trust Co						
				212	210	59
	134	134	2	131	131	2

DECEMBER

	1918			1919		
COMPANIES	High	Low	Sales	High	Low	Sales
Canada Landed & National Invest.	148¾	148¾	12			
" " " 20% paid						
Canada Permanent Mort. Corporation	168½	165½	332	171	170	1,301
Central Canada Loan and Savings				150	150	12
" " " " 20% paid				130	130	183
Colonial Investment & Loan	80	69	1,580	81	71	2,683
Dominion Savings & Investment						
Great West Permanent						
Hamilton Provident and Loan						
" " " " 20% paid						
Huron and Erie Mortgage Corp				111	111	1
" " " " 20% paid	202	202	25			
Landed Banking and Loan	190	190	60			
London & Canadian Loan & Agency						
National Trust						
Ontario Loan & Debenture						
" " .....20 % paid						
Real Estate Loan						
Toronto General Trusts				120⅛	120	20
" " " .....New						
Toronto Mortgage				160	160	9
Toronto Savings						
Union Trust Co						
				211	207	16

1916

COMPANIES	High	Low	Sales
Canada Landed & National Invest.	163	157½	490
Canada Permanent Mort. Corporation	183	168⅝	6,670
Colonial Investment & Loan	76	70	441
Dominion Savings & Investment	80	80	30
Great West Permanent			
Hamilton Provident and Loan	140	138	88
Huron and Erie Mortgage Corp	214	209	400
London & Canadian Loan & Agency	197	40	23
National Trust	145	144	19
Ontario Loan & Debenture	135	132	103
Real Estate Loan	210	210	40
Toronto General Trusts	175	169	68
Toronto Mortgage	212	205½	434
Union Trust Co	140	134	58

1917

COMPANIES	High	Low	Sales
Canada Landed & National Invest.	160	150	330
Canada Permanent Mort. Corporation	173	162½	4,774
Colonial Investment & Loan	77	68	3,103
Dominion Savings & Investment			
Great West Permanent			
Hamilton Provident and Loan	142	137	115
Huron and Erie Mortgage Corp	124	121	19
London & Canadian Loan & Agency	211	205	237
National Trust	198	197	332
Ontario Loan & Debenture	143	143	1
Real Estate Loan	132	128½	185
Toronto General Trusts	212	207½	100
Toronto Mortgage	215	200	247
Union Trust Co	140	136	107

1918

COMPANIES	High	Low	Sales
Canada Landed & National Invest.	148¾	140	337
Canada Permanent Mort. Corporation	169	162½	7,151
Colonial Investment & Loan	80	63	5,848
Dominion Savings & Investment	76	75	47
Great West Permanent			
Hamilton Provident and Loan	133	133	25
Huron and Erie Mortgage Corp	121	121	21
London & Canadian Loan & Agency	204	202	74
National Trust	190	190	64
Ontario Loan & Debenture	141	140	33
Real Estate Loan	126½	126½	22
Toronto General Trusts			
Toronto Mortgage	204	199¾	95
Union Trust Co	134	134	2

1919

COMPANIES	High	Low	Sales
Canada Landed & National Invest.	149	138	117
Canada Permanent Mort. Corporation	176	167	9,558
Colonial Investment & Loan	150	150	12
Dominion Savings & Investment	130	130	183
Great West Permanent	81	67	8,123
Hamilton Provident and Loan	75	75	30
Huron and Erie Mortgage Corp	146	146	57
London & Canadian Loan & Agency	125	125	12
National Trust	218	111	519
Ontario Loan & Debenture	201	100	206
Real Estate Loan	142	140	115
Toronto General Trusts	127	118	129
Toronto Mortgage	205	200	37
Union Trust Co	160	155	104
	148	148	18
	100	98	20
	220	207	174
	135	131	239

BANKS QUOTED ON TORONTO STOCK EXCHANGE

Comparative Statement of Prices and Sales during 1918 and 1919

	BANKS	1918 JANUARY			1919 JANUARY			1918 FEBRUARY			1919 FEBRUARY			1918 MARCH			1919 MARCH		
		High	Low	Sales	High	Low	Sales	High	Low	Sales	High	Low	Sales	High	Low	Sales	High	Low	Sales
1	Commerce	185	183½	67	215	205	273	185	185	67	205	205	177	185	185	61	205	204	144
2	Dominion	202	199	10	219	201	179	202	202	24	215	214½	45	202	202	14	214½	208	129
3	Hamilton				209	200	228	185	184	56	205	183½	421	184	184	38	186½	183½	467
4	Imperial	185	185	73	210	203	150	185	185	4	207	206	64	185	185	39	206	203	67
5	Merchants	167	167	52	181	180	33				190½	190¼	20				192½	189	233
6	Molsons				180⅜	180¼	5												
7	Montreal				216½	216½	15				213⅜	212	15				212½	212½	5
8	Nova Scotia				270	257½	48	248	248	17							269½	266	73
9	Ottawa				206	203	238				208	208	4						
10	Royal	205	205	16	214	212	163				212	205	106				208¾	207	80
11	Standard	200	200	20	215	209½	114	200	200	10	212	209	177	200	200	4	211	209	127
12	Toronto	184½	184¼	4	203	193	260	187	187	10	204½	201	362	187	187	1	201	200¼	233
13	Union	140	137	57	171	159	103	144½	141	38	160¾	158	276	145⅝	145	147	160	159½	16

		1918 APRIL			1919 APRIL			1918 MAY			1919 MAY			1918 JUNE			1919 JUNE		
		High	Low	Sales	High	Low	Sales	High	Low	Sales	High	Low	Sales	High	Low	Sales	High	Low	Sales
1	Commerce	185¼	185	129	205	204½	198	185½	185	58	205	201	295	185	185	133	205	203	157
2	Dominion	202	202	27	208½	207½	360	202	202	8	208	206	532	202	202	29	207½	201	921
3	Hamilton	188	184	102	186½	185	496	188	186	2	185⅞	182	669				184	183	268
4	Imperial	186	185	69	205	198⅝	363	185	185	144	198¾	197	456	185	185	156	200	198	197
5	Merchants				202½	192½	250	167	167	6	199	185⅝	133	167	167	1	198	197	38
6	Molsons				197	197	4										193	193	3
7	Montreal				215	214½	6	210	210	8	218	218	10	210	210	11	217	216	102
8	Nova Scotia	248	248	42	268	267	63	248	248	38	275	270	83	248	248	4	276	273	28
9	Ottawa													201	201	4			
10	Royal	208	208	1	215	208½	268	208	208	4	216	212	153	208	208	3	216	214	72
11	Standard	200	200	147	209½	204⅝	463	200¼	200	15	212	204½	63	200	200	29	214¼	213	68
12	Toronto	187	187	50	201	200	157				200½	197½	61				200	199½	103
13	Union	151	146½	36	161	160	74	150	150	56	160	160	4	150	149	160	161	160	16

		1918 AUGUST			1919 AUGUST			1918 SEPTEMBER			1919 SEPTEMBER			1918 OCTOBER			1919 OCTOBER		
		High	Low	Sales	High	Low	Sales	High	Low	Sales	High	Low	Sales	High	Low	Sales	High	Low	Sales
1	Commerce	185½	185	145	202½	198½	217	185½	185	66	199½	198	134	186	185½	7	198½	197	336
2	Dominion	202	202	42	205	204	62	202	202	78	206	202	247	202	202	10	205½	202	242
3	Hamilton	188	185	10	192	188	136	188	185	5	188	187	131	185½	185⅜	30	196	189½	322
4	Imperial	186	185	148	200	198	59	185	185	139	200	198	171	186¾	185¼	32	200	197	204
5	Merchants				194	194	29				195	194	16				194	191	28
6	Molsons																		
7	Montreal							210	210	6	212	210	59	210	210	60	211	210	55
8	Nova Scotia				277	276½	22	248	238	150	276	276	2	248	248	4	272	271	18
9	Ottawa																		
10	Royal				216	215	7	208	208	29	215½	213½	426	208	208	24	215⅝	214	130
11	Standard	200	200	3	215½	215	107				215⅛	215	122	200	200	20	215	211¾	182
12	Toronto				199½	196	96	187	187	10	197	195	122				197⅛	197	67
13	Union	160	154¾	117	162½	160	59	156	154½	80	164	161	42	155	154	36	164	162¼	108

		1918 NOVEMBER			1919 NOVEMBER			1918 DECEMBER			1919 DECEMBER		
		High	Low	Sales	High	Low	Sales	High	Low	Sales	High	Low	Sales
1	Commerce	188	185	7	200¾	197	403	195⅝	195	231	202	187	171
2	Dominion	202	202	123	206	204	552	205½	201	282	209½	202	221
3	Hamilton	188	188	10	195½	191	140	192½	188	142	188⅝	185	16
4	Imperial	190	187	162	199	197	375	198	196	240	202½	193	208
5	Merchants				189	188	10	190	187¾	61	180	167	92
6	Molsons				193	191	12	192	190	11			
7	Montreal				210	207¼	71	209¼	208½	40	216	212⅝	38
8	Nova Scotia	248	248	85	274	273	61	273	273	39			
9	Ottawa										206	201	138
10	Royal	208	208	27	216½	213	66	217	214⅜	176	213	208	163
11	Standard	200	200	10	211¾	210	99	210	209½	65	208¾	200	254
12	Toronto				196	195½	76	196¼	194¼	167	194	187	103
13	Union	156	151	40	164	159	111	162	160	108	154	154	15

		1916			1917			1918			1919		
		High	Low	Sales	High	Low	Sales	High	Low	Sales	High	Low	Sales
1	Commerce	203	183	1,064	188	182½	1,837	202	183¼	976	215	195	2,770
2	Dominion	220	202	525	212½	202	971	209½	199	666	219	201	3,739
3	Hamilton	200	190	131	192	184	459	188⅛	184	272	209	182	3,798
4	Imperial	204	198	743	200½	185	1,370	202½	185	1,296	210	196	2,663
5	Merchants	180	169¼	43	169	167	22	180	167	153	202½	180	907
6	Molsons				184	180	53				197	180½	35
7	Montreal	229⅜	220	42	234	220	15	216	210	123	218	207½	404
8	Nova Scotia	261	255½	74	257	252	98	248	248	340	277	257½	517
9	Ottawa	204	202	8	202	202	50	206	201	142	208	203	242
10	Royal	221¼	208	540	214	202	308	213	205	267	217	205	1,836
11	Standard	221	214	1,018	215	200	898	208¾	200	590	218	204½	1,632
12	Toronto	211	190	310	192	184½	187	194	184½	178	204½	193	1,823
13	Union	140	131	618	142	136	735	162	137	920	171	158	977

UNLISTED SECURITIES ON THE MONTREAL STOCK EXCHANGE DURING 1919

Continued from Page 127.

	STOCKS	AUGUST			SEPTEMBER			OCTOBER			NOVEMBER			DECEMBER			1919			
		High	Low	Sales	High	Low	Sales	High	Low	Sales	High	Low	Sales	High	Low	Sales	High	Low	Sales	
1	Canadian Felt..Com.																33	6¾	11,558	
2	" " ..Pref.																96	49¾	3,191	
3	Dominion GlassCom.																48	35	13,121	
4	" Pref.																89	85	403	
5	Laurentide	73¾	72¼	285	78	73½	979	77¼	76⅝	1,215	77¼	73	346	77	72	845	78	59	21,066	
6	National Brick				15	14	200	30	15	610	24	19	348	24	24	106	30	14	1,264	
7	North Amer. P. & P.	5¾	4⅝	6,280	5¾	4½	3,725	6½	4½	6,425	5½	4⅜	8,940	6¾	4	28,725	8¼	2½	208,667	
8	Spanish R...Voucher																6	5⅝	250	
9	Tramway Power	19	17	1,965	20	17½	3,505	19¾	17	4,400	18	15	5,112	24⅜	15	21,893	23¼	13½	67,139	
	BONDS																			
0	C. P. R. Notes										65	65	$1,100				65	65	$1,100	
1	National Brick																			
	MINING																			
12	Porcupine Crown										25½	25½	1,500	27¼	27¼	2,500	31¾	25½	5,750	

ADDITIONAL AND NEW COMPANIES LISTED ON MONTREAL STOCK EXCHANGE

	STOCKS	JANUARY			FEBRUARY			MARCH			APRIL			MAY			JUNE		
		High	Low	Sales	High	Low	Sales	High	Low	Sales	High	Low	Sales	High	Low	Sales	High	Low	Sales
1	Atlantic Sugar.....Com.	25	22½	205	22	20	76	22	20	266	28½	23	1,993	25	23	2,837	46⅝	31	6,616
2	" " .....Pref.	70	69	186	69	65	90	75	65¼	430	82	75	2,350	93	82	2,570	101	89⅜	2,700
3	Bell Telephone.....New Stock													40	40	25			
4	Canada N.W. Lands										85	85	11						
5	Canadian Fairbanks Morse.....Pref.													109½	104¾	8,799	108½	101½	6,333
6	Carriage Factories.....Pref.													56½	47	6,195	61	54½	10,323
7	Detroit United							46¼	44⅜	887	49¾	45	3,520	93½	91	2,152	93½	91	1,174
8	Dominion Glass.....Com.							88½	88¾	35	91	89¾	137				100	100	20
9	" " .....Pref.													80	80	25			
10	Dominion Park							80	75	50									
11	Hillcrest Collieries.....Pref.				58	58	4	60	60	30									
12	Intercolonial Coal.....Pref.							69	69	100				95	71	1,525	100	94	1,605
13	Spanish River Paper & Pulp Co.....Pref. 1914																		
14	" " " " " " Voucher																		
	Rights																		
15	Bell Telephone													5¾	3½	13,149	4	2⅝	25,434
16	Brompton	⅛	⅛	451	5	⅛	17,356												
	Bonds																		
17	Abitibi.....Con. Deb. Stock										100	99	$12,000	99	99	$51,000	100	99	$17,600
18	" "													97	95	2,000	98	98	7,600
19	Canadian Car & Foundry	93	93	$5,000															
20	Carriage Factories							89½	89¾	$20,000									
21	Canada Steamships.....Deb																80	80	1,320
22	City of Montreal.....Dec., 1922	101½	100¾	10,100	101¾	100½	$39,100	101¾	100	29,800	101⅝	101½	16,400	101¾	100	9,300	101½	100¼	800
23	" " .....May, 1923	101¼	100¾	99,700	102	100½	95,400	102	100½	153,200	102	101	11,300	102¼	100¾	268,300	103½	100¼	19,000
24	" " .....Sept., 1923	100½	100	137,500	101	100¼	45,600	101	100⅜	76,200	101	100⅜	20,200	101	100⅜	5,900	101⅛	101	5,400
25	Dominion Glass													98½	98½	2,000			
26	Victory Bonds.....1917 issue..1923	100	99½	385,950	100⅜	99⅝	990,450	100¾	100	1,033,100	100¾	100⅜	696,200	101	101¼	807,150	102⅛	100⅜	1,787,950
27	" " " " 1933	102	101	1,781,400	102⅛	101¼	2,346,100	105	102	2,581,100	105	104⅛	1,697,650	104⅞	104	1,796,500	106¼	103	2,349,950
28	Montreal Power	89	89	1,000				87	87	2,000							91	91	4,000
29	Northern Electric										84⅝	84⅜	2,600	87½	87½	1,000			
30	Porto Rico							80	80	2,000							80	80	1,000
31	Rio de Janeiro																		
32	Spanish River				87	87	10,000				93	92	2,000	94	94	500	99	99	2,000
33	Toronto & York Radial							98¾	98¾	4,000									
34	Winnipeg Electric				82	82	1,000	85	85	1,000									

	STOCKS	JULY			AUGUST			SEPTEMBER			OCTOBER			NOVEMBER			DECEMBER			1919		
		High	Low	Sales	High	Low	Sales	High	Low	Sales	High	Low	Sales	High	Low	Sales	High	Low	Sales	High	Low	Sales
1	Atlantic Sugar.....Com.	55	43¾	12,911	52	44⅞	3,959	62½	43½	31,906	79	61⅛	80,436	78	66	41,947	76½	66	36,579	79	20	219,731
2	" " .....Pref.	115	103	1,140	111¼	100	430	115	103½	778	121	115	1,173	123½	120½	1,395	122	119⅜	317	123½	65	13,559
3	Bell Tele.....New Stock				118	117	74	118	118	3	117½	117½	25	117	117	25	115½	115⅛	20	118	115½	177
4	Canada N.W. Lands							40	40	25										40	40	50
5	C. Fairb'nks-M'rse. Pref.													88½	88½	5				88½	85	16
6	Carriage Factories. Pref.	56	38½	194	56	51½	130	50	50	50	72	54	2,133	76	70½	749	80	72	1,088	80	38½	4,344
7	Detroit United	107½	103	2,176	103½	100	1,399	101	98	1,752	110	96⅜	11,320	113	105	7,994	109½	105	2,874	113	96½	42,647
8	Dominion Glass....Com.	60⅜	57⅜	3,030	60	56	1,393	64½	56	7,708	73½	63	14,390	70	63	3,144	70	61½	3,231	73½	44⅛	53,881
9	" " ....Pref.	94¼	91½	427	94	92½	468	94	92½	119	94½	92½	875	93½	91½	480	93	90¼	389	94½	88⅜	6,256
10	Dominion Park																			100	100	20
11	Hillcrest Colleries. Pref.				81	80	75	80	80	13	81	81	25	83	83	50	65	55	380	65	35	5,839
12	Intercolonial Coal..Pref.																			60	58	34
13	Span. R.P. & P. Pref. 1914	104	103½	40																104	69	3,270
14	" " " ...Voucher	5¾	5¾	250	5¾	5½	2,681	5¾	5¼	2,898	5¾	5¼	2,059	5¾	5⅜	1,199	6	5½	1,116	5½	5¼	10,203
	Rights																					
15	Bell Telephone																			5¾	2⅜	38,583
16	Brompton																			5	⅛	17,807
	Bonds																					
17	Abitibi. Con. Deb. Stock							104	102	$52,400										104	102	$52,400
18	" " " "	101	99	$15,800	101¾	100	$31,000							106½	106	$45,000	104	104	$28,400	106½	99	200,800
19	Can. Car & Foundry				96½	96	6,000	96	93½	2,500	90½	90½	$5,000	91	90⅜	3,000	90	90	5,500	98	90	36,600
20	Carriage Factories	94	89¾	2,000																94	89¾	22,000
21	Can. Steamships. Deb.							81¾	81¾	5,000										81¾	80	6,320
22	City Montreal..Dec. 1922	102	100¼	7,100	101½	100½	3,300	101½	100⅜	9,400	100½	100½	1,000	101¼	100	26,800	102¼	100	100,200	102	100	253,300
23	" " ..May 1923	102	101¼	5,300	101¼	101	13,000	101¾	101	5,000	101½	101	1,600	101½	100⅜	22,400	102	100	8,100	103¼	100	1,702,300
24	" " ..Sept. 1923	101½	101⅜	5,100	101	100¼	1,600	102	101½	22,700	101½	101½	500	101½	101	1,500	101¼	101¼	2,000	102	100	324,200
25	Dominion Glass																			98½	98½	2,000
26	Vic. Bonds. 1917 issue. 1923	101⅛	100	1,238,400	101¼	100	1,159,900	100⅜	100	1,426,200	100½	100	1,156,600	100⅜	100½	1,592,400	100½	98⅜	893,650	102¼	99½	13,167,950
27	" " " " 1933	105¼	102½	1,718,200	105¼	102½	2,179,300	104⅛	103⅜	1,684,400	103⅝	103¼	4,597,050	103½	103	2,199,250	103½	101¼	1,541,950	106⅛	101	26,472,850
28	Montreal Power													90	90	1,000				91	87	8,000
29	Northern Electric				85	85	1,000	85¾	85½	9,000										87⅛	84⅞	13,600
30	Porto Rico	80	80	500																80	80	3,500
31	Rio de Janeiro							85¾	85¾	2,000										85⅜	85⅞	2,000
32	Spanish River	105½	105	9,000	105	105	6,000	105	104¼	3,500				95	95	25,000				105½	87	58,000
33	Toronto & York Radial																			98¾	98¾	4,000
34	Winnipeg Electric				84½	84½	3,000													85	82	5,000

ADDITIONAL AND NEW COMPANIES LISTED ON TORONTO STOCK EXCHANGE

	STOCKS	JANUARY			FEBRUARY			MARCH			APRIL			MAY			JUNE		
		High	Low	Sales	High	Low	Sales	High	Low	Sales	High	Low	Sales	High	Low	Sales	High	Low	Sales
1	Atlantic Sugar.....Com.				20½	19	3	20½	20¼	21	28½	22	523	34	27½	677	46½	30	605
2	" " .....Pref.				70	70	5	75	66½	448	82⅝	75	1,841	93	82¼	1,872	100¼	89⅛	606
3	Bell Telephone.....New																		
4	Howard Smith.....Com.																80	80	25
5	" " .....Pref.													90	90	5			
6	National Steel Car Co.....Voting Trust..Com.	23	23	50	10	7½	150				10	10	15						
7	" " " ..Pref.				50	28	149	50	50	15	53	46	45						
8	Spanish River Paper & Pulp Co.....Pref. 1914													93⅜	91½	125			
9	" " " " .....Warrant																		
	Loan and Trust																		
10	Huron & Erie Mortgage Corp.....New													112	109	50	112	112	5
	Rights																		
11	Bell Telephone													6	3½	4,815	3⅞	2½	6,048
	Bonds																		
12	Ames-Holden-McCready																		
13	Canada Cement																		
14	Canada Steamships							80	80	200									
15	Domion of Canada Victory War Loan, 1923	101⅜	99⅜	$1,002,050	100½	99¾	$493,800	100⅝	100	1,268,150	100⅜	100¼	$634,450	100⅝	100¼	$628,100	102	100½	$874,600
16	" " " " 1933	102	100	1,123,200	102½	99⅝	1,983,100	104⅜	102½	4,116,050	104⅛	104⅛	1,365,000	104½	104¼	1,816,900	106½	104½	2,522,900
17	Dominion Canners													95	93½	6,500	96½	95	9,000

	STOCKS	JULY			AUGUST			SEPTEMBER			OCTOBER			NOVEMBER			DECEMBER			1919		
		High	Low	Sales	High	Low	Sales	High	Low	Sales	High	Low	Sales	High	Low	Sales	High	Low	Sales	High	Low	Sales
1	Atlantic Sugar.... Com.	54	47	934	50⅝	45½	195	62	46	7,307	79	63⅜	5,382	76⅜	66⅜	675	72½	69½	3,750	79	19	20,072
2	.....Pref.	113	106	439	108	105	29	114½	106	310	120⅛	114	498	122⅜	120	457	122	118¼	75	122⅜	66½	6,580
3	Bell Telephone				118	118	19													118	118	19
4	Howard Smith.....Com.							100	100	25										100	80	50
5	" " " Pref																			90	99	5
6	N. St. Car. Co. Vt. T. Com										9	9	225							23	7½	440
7	" " " " Pref.																			53	28	209
8	Span. R. P. & P. Pref. 1914																			93⅜	91½	125
9	" " " Warrant				5½	5½	10													5½	5½	10
	Loan and Trust																					
10	Huron & Erie Mt. Corp.	114	114	14				114	114	10	112	112	4							114	109	83
	Rights																					
11	Bell Telephone																			6	2½	10,863
	Bonds																					
12	Ames-Holden M'Cready							90	90	$2,000										90	90	$2,000
13	Canada Cement													99½	99½	$5,000	99	99	$4,000	99½	99	9,000
14	Canada Steamships																			80	80	200
15	Dm. of Can. Vic. W. L. 1923	101⅜	99⅜	$1,194,250	101	99¾	$462,900	100⅜	100	1,093,650	100½	100	$747,350	100¼	100⅛	1,309,550	100¼	98¼	1,212,700	102	99⅜	10,921,550
16	" " " 1933	105¼	102⅛	1,912,750	105⅜	102½	1,142,850	104⅛	103½	2,812,900	103⅜	103⅜	2,089,150	103⅜	103¼	2,602,300	103⅜	101⅛	2,795,350	106½	99⅜	26,282,450
17	Dominion Canners	95¼	95¾	5,500	95	95	500													96½	93½	21,500

UNLISTED SECURITIES ON TORONTO STOCK EXCHANGE

Monthly Quotations for 1919

	JANUARY			FEBRUARY			MARCH			APRIL			MAY			JUNE			
	High	Low	Sales	High	Low	Sales	High	Low	Sales	High	Low	Sales	High	Low	Sales	High	Low	Sales	
Cobalt Stocks	19½	17½	15,900	24½	20¾	7,600	21½	17	21,100	19½	18	11,500	23¾	20	38,500	19½	16¾	15,800	1
1 Adanac										4¼	4	5,000							2
2 Bailey	.42⅛	.40	2,416	.41	.41	1,000	.44	.43	1,800	.47	.43	1,300	.50	.44	9,300				3
3 Beaver Consolidated Mines																			4
4 Buffalo Mines Co.				.11¼	.11¼	1,000							.15	.11	2,200				5
5 Chambers-Ferland																			6
6 Foster Cobalt Mining Co	5⅜	3½	13,500							3	3	3,000	4	4	14,000				7
7 Gifford				5	4	5,500							.05	.05	1,000				8
8 Great Northern Silver Mines	.03⅜	.03⅜	7,000													.04	.03½	2,000	9
9 Hargraves																			10
10 Kerr Lake Mining Co				5.30	5.30	200							.68¼	.60	10,500	.64	.60	685	11
11 McKinley-Darragh Savage Mines	.47	.47	2,000				.49	.49	200				1.87	1.58	1,330				12
12 Mining Corporation				2.40	2.40	200	2.10	2.10	85	1.90	1.75	420	.06⅜	.06	3,000	.04⅜	.04	5,000	13
13 Ophir	.08¾	.05½	10,200	.09½	.07¾	11,600	.11¾	.10	34,800	.10¾	10½	4,000	.08½	.08½	1,000	.13½	.08½	12,000	14
14 Peterson Lake										.07½	.07½	500							15
15 Right-of-Way																			16
16 Silver Leaf Mining Co										.04⅜	.04⅜	500	.03½	.03¾	1,900	.02¾	.02¾	700	17
17 Temiskaming	.32½	.32½	1,000	.35	.32½	2,350				.33	.33	1,000	.44	.44	1,000	.40	.40	500	18
18 Temiscaming and Hudson Bay																			19
19 White Reserve				.20	.20	200							.20	.20	2,000				
Porcupine Mines																			20
				.05	.0	400													21
20 Apex							.71	.63½	16,750	.68	.67½	1,500	.69	.63¾	6,500	.64	.60½	3,100	22
21 Davidson				.28½	.28½	500	.31½	.28½	7,500				.36	.29	2,800				23
22 Dome Extension				.23	.23	500				.28⅜	.26½	4,000							24
23 Dome Lake	.21½	.21½	500										.06⅞	.04¾	2,200				25
24 Gold Reef													7.65	6.65	17,086	6.85	6.55	5,870	26
25 Hollinger Cons.	6.30	6.15	3,955	6.45	6.26	4,060	6.33	6.25	6,244	6.86	6.23	14,439	.21	.20	1,500				27
26 Keora																			28
27 Kirkland Lake	.50	.50	500	.92	.91½	2,000	.92½	.92	2,000	1.24	.99¼	35,500	1.23	1.05	18,800	1.08	.92	18,750	29
28 Lake Shore	.95	.95	300	181	173	9,100	179	172	9,050	180	164	24,387	190	177	21,020	181⅞	178	5,749	30
29 McIntyre	190	174	15,282										.19½	.16½	1,500	.15	.15	1,000	31
30 New Ray																			32
31 Porcupine Tisdale										.29½	.29⅜	800	.35	.31	4,050				33
32 Porcupine Crown	.33	.29	34,300	.30½	.30	10,000	.29	.28¼	1,100										34
33 Preston E. Dome							.04	.04¼	1,500	.35	.35	1,800	.34	.34	500				35
34 Schumacher										.21½	.21½	500	.24	.24	700				36
35 Teck Hughes				.10½	.10½	3,000							.08¼	.08¼	5,000				37
36 Thompson Krist																			38
37 Vipond													.62	.62	100	.67	.67	500	39
38 Wasapika				.17¾	.17¾	1,000							.16¼	.14	4,083				
39 West Dome																			
General													80	71⅛	18	80⅜	80⅜	25	40
40 Abitibi Pulp Com.	48	48	10	62½	62½	2													41
41 " " Pref.				52	48	245							64½	59¾	330	73½	73	95	42
42 Asbestos Corpn. Com.				62¼	62¼	20	73¾	71	35	78⅝	75	285							43
43 " " Pref.																			44
44 Atlantic Sugar Com.	25	25	20																45
45 " " Pref.	70½	69	35	4¼	3	2,255	3⅜	2⅜	200	3⅞	2¼	595	5¼	4	2,346	8½	4½	1,712	46
46 Black Lake C m.	2½	2½	141	9⅝	8	3,593	9¼	7¼	510	10½	7	1,142	13	10½	2,351	18½	10	2,635	47
47 " " Pref.	8	7	250	58½	58½	5	59¼	58	90	56½	56½	5	62	55	185	65½	62½	260	48
48 Brompton	48½	58	30				72¾	72	50	79⅜	77⅞	100	86¼	86¼	25				49
49 Can. Cottons																			50
50 Carriage Factories Com.																			51
51 " " Pref.																			52
52 Civic Investment										14½	11½	470	30⅛	15	235	29⅜	29⅜	25	53
53 Consolidated Felt Com.										73	73	175							54
54 " " Pref.																100½	100½	3	55
55 Dominion Bridge							44⅜	44⅜	100				57½	48	501	56	56	100	56
56 Dominion Glass Com													93½	93½	50				57
57 " " Pref.																			58
58 Dominion Foundries & Steel, Ltd. Com.																			59
59 " " " " Pref.							106½	106½	14										60
60 Dominion Textile																			61
61 Frontenac Brewery																			62
62 Goodwins, Ltd.																			63
63 Laurentide Paper							69½	69½	15										64
64 Laurentide Power	61	61	20																65
65 Lyall Construction							25	23	482	24½	23¾	50	27½	24	1,042	34½	27½	1,760	66
66 Macdonald Com.	23	22	160	25	21¼	400				71¾	71¾	18				78	74	105	67
67 " Pref.	96	94	36	95½	95½	20													68
68 Montreal Light & Power										71	69	110	93	89½	130				69
69 National Breweries										8½	4½	17,985	7½	5½	2,465	6⅞	6	3,630	70
70 North American Pulp & Paper	3½	2½	2,880	4	3¼	6,975	5⅜	3⅞	9,765										71
71 Ontario Steel Products Com.																			72
72 " " Pref.																			73
73 Shawinigan Water & Power Co																18	18	25	74
74 Steel and Radiation Com.																			75
75 " " " Pref.							80	80	35	80	80	77	80	80	5				76
76 Volcanic Oil																			77
77 Wabasso Cotton																			78
78 Wayagamack	54	54	25							10.00	8.50	21							79
79 Western Assurance																			80
80 Woods M'fg																			
Bonds																			81
81 Asbestos																			82
82 Bell Telephone																			83
83 Black Lake	36½	33	$19,000	39½	35	$57,500	36	32	$21,500	34½	33	$11,500	40	38¼	$8,000	38½	38	$1,500	84
84 Riordon P. & P.										97	97	1,000							85
85 Winnipeg Electric																			

UNION OF QUEBEC MUNICIPALITIES

At a meeting of the executive of the Union of Quebec Municipalities, on December 29th, Mayor Prieur, of Pointe Aux Trembles, secretary of the association, was named as representative to go to Quebec and look after the interests of the municipalities before the legislature. The executive took under advisement a question raised by Mayor Neull, of Grand Mere, that the legislature be requested to prohibit tax exemptions to industries by municipal councils, unless such exemptions have been submitted to the ratepayers. It was unanimously agreed to authorize the delegate to ask the government to place the School Commissioners under a law similar to that now in force for the municipalities respecting borrowing powers.

The Dominion Gresham Guaranty and Casualty Co., Montreal, is opening an office in Toronto.

UNLISTED SECURITIES ON TORONTO STOCK EXCHANGE

Monthly Quotations for 1919

		JULY			AUGUST			SEPTEMBER			OCTOBER			NOVEMBER			DECEMBER			1919			
	Cobalt Stocks	High	Low	Sales	High	Low	Sales	High	Low	Sales	High	Low	Sales	High	Low	Sales	High	Low	Sales	High	Low	Sales	
1	Adanac	17	10	25,500	12	10	13,000	14	10¾	16,400	12	10½	4,000	8¼	8¼	2,000	6	6	500	24¼	6	180,800	1
2	Bailey																			4¼	4	5,000	2
3	Beaver Con. Mines				.37	.36½	1,500							.41	.41	1,000	.52½	.49	14,200	.52½	.36½	32,516	3
4	Buffalo Mines Co.																						4
5	Chambers-Ferland																			.15	.11	3,200	5
6	Foster Cobalt M. Co.																			5⅜	3½	13,500	6
7	Gifford																			5	3	18,900	7
8	G. Nor. Silver Mines																.03½	.03⅜	5,300	.05	.03⅛	13,300	8
9	Hargraves																			.04	.03½	2,000	9
10	Kerr Lake Min. Co.	5.50	5.50	60										3.95	3.95	30				5.50	3.95	290	10
11	McK-Dar-Sav. Mines	.66	.64	2,300	.60½	.59	1,500	.65½	.64	1,866				.74	.70	1,000	.74	.68½	350	.74	.47	20,401	11
12	Mining Corporation				1.80	1.78	600	1.80	1.80	560	1.78	1.78	100	2.08	2.00	3,000	1.80	1.60	2,150	2.40	1.58	8,445	12
13	Ophir							.08½	.05½	10,500							.04	.04	500	.11⅜	.04	99,600	13
14	Peterson Lake	.13	.13	500										.22	.15	14,000	.21	.19	2,800	.22	.07½	28,800	14
15	Right-of-Way							.03½	.03	6,000										.03½	.03	6,000	15
16	Silver Leaf Min. Co.																.02½	.02½	2,700	.04¼	.02½	5,800	16
17	Temiskaming	.38	.35	2,100	.37	.37	1,450	.39½	.39	3,000	.42	.42	500	.44	.44	50	.57	.48	13,375	.57	.32½	26,325	17
18	Tem. & Hudson Bay																						18
19	White Reserve																			.20	.20	2,200	19
	Porcupine Mines																						
20	Apex																.03	.03	1,000	.05	.03	1,400	20
21	Davidson	.67	.58	2,850							.71	.66½	3,800							.71	.58	34,500	21
22	Dome Extension	.32¾	.32¾	400	.32	.32	200	.32	.32	20				.34	.33	4,925	.34	.34	1,500	.36	.28½	17,845	22
23	Dome Lake	.19	.18½	2,500	.16½	.16½	500										.17	.13⅜	1,900	.28⅝	.13½	9,900	23
24	Gold Reef																			.06⅛	.04½	2,200	24
25	Hollinger Cons	6.60	6.46	1,723	6.95	6.10	5,438	7.00	6.62	7,485	7.15	6.75	8,330	7.70	7.10	12,823	7.40	6.75	4,204	7.70	6.15	86,157	25
26	Keora				.15	.13	2,000										.21	.21	100	.21	.13	3,600	26
27	Kirkland Lake				.38½	.38½	300										.48	.46½	3,000	.50	.38¼	3,800	27
28	Lake Shore	1.05	.94	7,200	1.03	1.00	1,200	1.12	1.06	9,900	1.10	1.07	1,450	1.25	1.17	2,200	1.25	1.18	2,100	1.25	.91½	69,400	28
29	McIntyre	184	177	3,750	183	178	8,690	210	185	31,139	200	192	8,799	217½	196	31,318	217	209	11,608	217½	164	179,832	29
30	New Ray				.14	.14	1,000				.12¾	.12¾	125							.19½	.12¾	3,625	30
31	Porcupine Tisdale							.02	.02	6,000										.02	.02	6,000	31
32	Porcupine Crown	.30	.26	1,715	.30	.30	1,000	.31½	.31½	1,500	.28¼	.28¼	1,000				.28	.26	4,300	.35	.26	59,765	32
33	Preston E. Dome																			.04¼	.04½	1,500	33
34	Schumacher																			.35	.34	2,300	34
35	Teck Hughes				.21	.21	100										.18	.18	1,000	.24	.18	2,300	35
36	Thompson Krist																			.10½	.08¼	8,000	36
37	Vipond							23	21	1,000							20	19½	1,200	23	19½	2,200	37
38	Wasapika				.80	.80	750													.80	.62	1,350	38
39	West Dome	.12½	.12½	500				.11	.10¼	4,000							9¾	9¼	2,500	.17¾	.09½	12,083	39
	General																						
40	Abitibi Pulp...Com.	81⅜	81⅜	6				115⅜	85	379	135½	135½	25	188½	187¾	100	292	135¼	210	292	48	775	40
41	" " ...Pref.										94	94	29							94	94	29	41
42	Asbestos Corp..Com.	74½	74½	110	71¾	71¾	60	75	75	100				87½	87¼	5				87½	48	945	42
43	" " ...Pref.	83½	83½	50																83½	62¼	390	43
44	Atlantic Sugar..Com.																			25	25	20	44
45	" " ...Pref.																			70½	69	35	45
46	Black Lake....Com.	11⅞	6	6,095	10½	6	866	6	5	75	12	6	1,100	6¾	6¼	165	6	4½	126	12	2½	15,676	46
47	" " ....Pref.	34	16	3,598	31½	14	368	18	14¾	660	18	15	155	18	15½	103	15	14¼	25	34	7	15,390	47
48	Brompton	65⅜	63	1,630	61¼	59	223	66¼	63½	511	90	66	7,742	86	74	2,500	87	78	1,985	90	55	15,166	48
49	Can. Cottons																			86½	72	175	49
50	Carriage Fac...Com.	16	16	25	15	15	5										30	25	178	30	15	208	50
51	" " ...Pref.	55½	55½	25				53½	53	50	72	56	165							72	53	240	51
52	Civic Investment																						52
53	Con. Felt.....Com.				26	26	25													30½	11½	755	53
54	" " .....Pref.																			73	73	175	54
55	Dominion Bridge										117	111	385							117	100¼	388	55
56	Dom. Glass....Com.	58	58	75	57¾	57	125	64¼	59¾	95	72	62½	125	69½	65¼	245	69¾	65½	120	72	44⅝	1,486	56
57	" " ...Pr f.																			93½	93½	50	57
58	D. F. & S., Ltd..Com.																89½	77	4,950	89½	77	4,950	58
59	" " " .Pref.																105	103	65	105	103	65	59
60	Dominion Textile	122	116	225	118¾	118¾	100										122¼	122¼	25	122½	106½	364	60
61	Fron. Brewery	90½	90½	10																90½	90½	10	61
62	Goodwins, Ltd.										24¾	24¾	50							24¾	24¾	50	62
63	Laurentide Paper				211	211	50	223½	223½	50				235½	235½	10				235½	211	110	63
64	Laurentide Power	74	73½	35													248½	248½	5	243½	61	75	64
65	Lyall Construction										159½	120½	665	163	163	475	85	85	10	163	120½	1,150	65
66	Macdonald.....Com.	35½	30¾	725	32½	30½	145	36	30	697	40	34⅜	1,094	39	36	340	43⅜	36	405	43⅜	21¼	7,300	66
67	" " .....Pref.	78	77½	100	72	72	25	75	75	30	85	85	150	86	84	35				96	71⅜	519	67
68	Montreal L. & Power													90¾	90	60	92	92	13	92	90	73	68
69	National Breweries																			93	69	230	69
70	N. A. Pulp & Paper	6½	5⅜	2,525	5⅜	4 5/16	1,430	5½	4⅜	950	6¼	4⅜	5,005	5½	4⅜	2,275	6 1/16	4	12,805	8⅛	2½	68,490	70
71	Ont. Steel P....Com.	35	31	115				35½	34	45	38	36	108	48	48	50	55	55	10	55	31	328	71
72	" " ....Pref.																						72
73	Shaw. W. & P. Co.				122⅜	121⅜	35	122	121⅞	60				120⅛	120½	10	121	121	5	122⅜	120⅛	110	73
74	Steel and Rad. .Com.																			18	18	25	74
75	" " " ..Pref.																						75
76	Volcanic Oil				80	80	16	90	90	26										90	80	159	76
77	Wabasso Cotton	85½	85½	10				106	106	100										106	85½	110	77
78	Wayagamack	55¼	52⅜	605	56½	49½	20	66	55	275	89	74½	610	76	76	50				89	49½	1,585	78
79	Western Assurance																			10.00	8.50	21	79
80	Woods M'fg																						80
	Bonds																						
81	Asbestos							77	77	$550										77	77	$550	81
82	Bell Telephone																						82
83	Black Lake	57⅞	56½	$18,000	53½	33	$32,000	40	32½	46,500	37½	35	$12,000	36	35	2,000	26	26	$500	57⅝	26	230,000	83
84	Riordon P. & P																			97	97	1,000	84
85	Winnipeg Electric				85	85	3,000													85	85	3,000	85

The Carnegie Endowment for International Peace has estimated the direct cost of the war at $186,000,000,000, and the indirect cost at $151,612,542,560. The latter includes human life, valued at from $2,020 each in the Balkans to $4,720 in United States. These total $33,531,276,280. Property losses on land are estimated at $29,960,000,000, and on sea at $6,800,000,000. $33,351,000,000 is added for civilian losses. The number of dead is estimated at 9,998,771, and the missing at 2,991,800.

"Our experience in western securities has of late been far from satisfactory," said a prominent Toronto bond dealer to *The Monetary Times* a few days ago, "and we are seriously contemplating withdrawing altogether from that market, except in so far as the securities of the provinces, and larger cities, are concerned. Numerous defaults have occurred of late in connection with the smaller towns, and the provincial governments are not, in our judgment, inclined to adjust these matters in a way tending to create continued confidence."

STOCK MARKETS IN 1919

Record of High and Low Prices and Total Sales for the year, on Montreal and Toronto Stock Exchanges

MONTREAL

STOCKS		1918 High	1918 Low	1918 Sales	1919 High	1919 Low	1919 Sales
Abitibi	Com.	51⅛	48	1,240	292½	48	31,736
"	Pref.	90	90	110	116	90	4,100
Ames-Holden-McCready	Com.	28	15	10,969	130	26	80,980
" "	Pref.	72½	47	14,515	116½	65⅝	90,412
Asbestos Corporation	Com.	46	15	9,246¼	91⅛	44	37,756¼
" "	Pref.	63	44¾	6,469	103	61¼	20,366⅜
Bell Telephone		132½	130	1,600	132½	110¾	7,649
Brazilian T.L. & P. Co.		60	32	61,285	61	49⅜	126,946
British Columbia Fishing & Packing Co.		52½	40	5,728	73	46	33,613
Brompton		63¾	41¾	42,121	87	55	242,873
Canada Cement	Com.	69½	57	35,952	74¼	63¼	44,890
" "	Pref.	95½	90	5,406	102	95	10,388
Canada Foundries & Forgings	Com.	213	150	13,666	209	175	15,700
" "	Pref.	93½	84½	205	92	89½	85
Canada Steamship Lines, Ltd.	Com.	50¾	39¾	44,985	81	42	91,072
" " "	Pref.	80½	76	19,740	87½	77	69,520
" " " "	Voting Trust	51	38½	4,099	74¼	52	2,483
Canadian Pacific Railway		173	144¼	223	171¾	160	410
Canadian Car and Foundry	Com.	38¼	18½	23,105	72	28	87,605
" "	Pref.	92	49⅜	24,113	109	82	40,940
Can. Consolidated Rubber Co.	Com.	100	100	25	250	150	5
" " "	Pref.	98	97	191	100	97	174
Canadian Converters		50	43	3,738	71	45	19,284
Canadian Cottons, Limited	Com.	70	48½	4,263	98	67	25,967
" "	Pref.	76	76	1,707	82	76	4,231
Canadian General Electric		106½	101½	2,715	116	102	7,686
Canadian Locomotive	Com.	69	58	7,367	105¾	60	7,996
" "	Pref.	90	84½	270	95	82	1,147
Carriage Factories	Com.	15½	15	176	32½	13	10,706
Consolidated Min'g & Smelt. Co., $25 par		26	25	20,593	32	25	26,696
Crown Reserve Mining Co.		24	23½	6,350	60	30	117,067
Dominion Bridge		128	123	4,898	123	94	24,872
Dominion Canners	Com.	43	23⅜	2,646	65⅜	34	33,275
" "	Pref.	80	72½	60	92	49	130
Dominion Coal	Pref.	95	94½	381	100	95	2,557
Dominion Steel Corporation	Com.	65	53⅜	134,613	75¼	59	348,647
" "	Pref.	91	91	15			
Dominion Iron and Steel Co.	Pref.	99	88	3,584	100	92	3,544
Dominion Textile	Com.	101	80½	19,373	125⅝	100	46,954
" "	Pref.	102	100	333	108	101	1,418
Goodwins Limited	Com.	15	11	25	28	10	1,187
" "	Pref.	45	45	45	80	45	1,022
Gould Manufacturing Co.	Com.	100	100	25			
" "	Pref.	100	100	70			
Hillcrest Collieries	Com.	40	15	1,185	83	75	238
Howard Smith Paper Mills	Com.	66	65	447	151	65	8,155
" "	Pref.	80	65	540	99½	78	950
Illinois Traction	Pref.	80	80	104	80	66⅔	471
Intercolonial Coal	Com.	35	26	300	50	30	55
Kaministiquia Power		120	120	25			
Lake of Woods Milling Co.	Com.	167	120½	3,356	229	157	4,924
" "	Pref.	110	100	110	110	106	327
Laurentide Co.		198	152	32,081	245	192	90,355
Lyall Construction Co.	Com.	85½	62	8,837	165	64	58,712
Macdonald Co., A., Ltd.	Com.	23½	13½	14,473	46½	21⅔	54,338
Mackay Companies	Com.	79	74	372	79½	74	126
" "	Pref.	65¾	58½	97	65¾	64½	65
Maple Leaf Milling Co.	Com.	140	92	11,003	203	125	10,129
" " "	Pref.	96¾	91	114	106	98	203
Montreal Cottons, Limited	Com.	61	50	2,974	87	58⅝	6,902
" "	Pref.	100	99½	1,447	105	100	2,847
Montreal L. H. and Power		88½	68⅝	59,959	95	84⅛	113,128
Montreal Loan and Mortgage		170	152	10	155½	150	490
Montreal Telegraph		120	120	383	126	120	896
Montreal Tramways		150	150	53	160	114¾	1,563
National Breweries	Com.				199	15	149,809
" "	Pref.	50	50	121	100	53	6,813
Nova Scotia Steel and Coal Co.	Com.	71½	66	5,674	97	66	11,018
" " "	Pref.	105	100	249	112½	104½	366
Ogilvie Flour Mills Co.	Com.	210	146	1,805	298	194	7,143
" " "	Pref.	111	100	378	110	104½	1,024
Ontario Steel Products	Com.	35	22½	10,196	58	27	14,166
" "	Pref.	78	73	166	90	75	556
Ottawa L. H. & P.		86	69	1,198	87	75	2,383
Ottawa Traction		81½	66¾	606	80	80	140
Paton Manufacturing		124	124	22			
Penman's Limited	Com.	84	65	5,381	112	77½	11,743
" "	Pref.	85½	81⅞	2,275	98½	82⅔	1,499
Porto Rico							
Price Bros.	Com.	151	120	608	260	150	2,134
" "	Pref.						
Provincial Paper	Com.	46	42½	341	85	51	486
" "	Pref.	83	78	235	91½	87½	260
Quebec Railway, Light, Heat & Power Co.		22½	15	23,800	30½	16½	96,055
Riordon Pulp & Paper Co.	Com.	123	117¼	11,815	191	117¼	56,654
" "	Pref.	97	92½	1,867	100	94	3,122
Russell Motor Car	Com.	70	70	40	102¼	94½	295
" "	Pref.				96⅝	96⅝	25
Sawyer-Massey	Com.				21	21	40
" "	Pref.				60	59	160
Shawinigan Water and Power Co.		118½	107	26,270	127⅞	114⅛	62,983
Sherwin-Williams Co.	Com.	60	60	66	100	60	1,375
" "	Pref.	100	99	100	102	98¼	825
Spanish River Paper & Pulp Co.	Com.	20	13	25,395⅞	90½	17	381,609
" " "	Pref.	64¾	50	12,958	131	63½	110,031
Steel Company of Canada	Com.	74¼	50½	148,218	88¼	57½	263,059
" "	Pref.	98	83	3,363	101	93¼	5,268
St. Lawrence Flour Mills	Com.	96¼	50	16,934	151	87½	44,971
" "	Pref.	85	80	538	97	80	224
Tooke Bros.	Com.	30	19	966	73	20	24,161
" "	Pref.	77	72½	459	92½	72½	5,117
Toronto Railway		63	60	2,840	50½	39½	2,605
Tuckett Tobacco Co.	Com.	24	18⅜	670	61	22	29,024
" "	Pref.	82½	82½	1	91½	80	1,099
Twin City		65	48⅜	69	44⅜	36¾	55
Winnipeg Electric		48	48	18	48½	48	91
Wayagamack		55	50	14,526	90	45	117,722
Wabasso Cotton		61	21	8,252	107	58	5,813
Windsor Hotel					80	80	9
Woods Manufacturing Co.	Com.	98	57¼	7,013	115½	86¼	2,251
" "	Pref.	86	86	260	95	83¾	1,793

TORONTO

STOCKS		1918 High	1918 Low	1918 Sales	1919 High	1919 Low	1919 Sales
American Cyanamid Co.	Com.	69¾	21	197	47	38	670
" "	Pref.						
Ames-Holden-McCready	Com.	28	19	195	112	28	3,541
" "	Pref.	71	48	275	115½	70	9,611
Barcelona		15¼	8¾	10,289	13¼	5⅛	17,899
Bell Telephone		130	128	243	133	115½	1,159
Brazilian	Com.	60	32	50,887	60⅝	50	60,259
"	Pref.						
B.C. Fishing and Packing Co.		51½	41	2,094	69	46	6,663
Burt Co., F.N.	Com.	75	63½	377	112½	71	3,568
"	Pref.	90	77½	780	110⅝	89	3,006
Canada Bread	Com.	24½	16	8,976	32	18	35,645
"	Pref.	83¼	83½	188	87	78	2,769
Canada Cement Company	Com.	69¼	56½	13,003	73⅝	63	34,358
"	Pref.	96	90	854	101⅝	95	1,096
Canada Foundries & Forgings	Com.	198⅝	198⅝	15	201¼	201½	10
"	Pref.						
Canada Life	Com.						
Canada Steamships Co., Ltd.	Com.	57	39½	30,632	80	41½	31,782
"	Pref.	80	72½	10,867	87⅞	77	34,484
" "	Voting Trust	48	38	925	74	74	100
" "	New						
Canadian Locomotive	Com.	69⅜	58	1,877	105⅝	60	16,074
"	Pref.	90½	83	308	97½	89⅝	896
Canadian Car & Foundry	Com.	38	21⅜	580	69½	30	5,229
"	Pref.	91½	50	1,215	107	83	1,496
Canadian General Electric	Com.	106½	99½	2,925	116	101¼	6,888
"	Pref.	110	100	62	100	99½	122
Canadian Pacific Railway		162⅜	137¾	648	175	160	14
Canadian Salt		132	126	111	147	135	431
City Dairy	Com.	50	30	95½	62½	48	172
"	Pref.	87	60	147	95	84	221
Confederation Life							
Coniagas Mines, Ltd.	($5 per share)	3.67	2.90	1,645	3.15	1.51	10,598
Cons. Mining & Smelting Co.	$25 par	25¾	24⅝	9,620	32½	18⅞	19,151
Consumers Gas		150	144½	1,076	152	138	3,920
Crow's Nest Pass Coal Co.		54	50	162	65	49½	549
Crown Reserve	($1 per share)	32	19½	6,465	61	30	37,287
Detroit United					112	93	746
Dome Mines	($10 par)	14.00	6.75	6,982	16.25	11.75	9,800
Dominion Canners	Com.	42	20	1,850⅞	64½	30½	14,181
" "	Pref.	81	62½	1,663	92	76	2,128
Dominion Coal Co.	Pref.						
Dominion Iron & Steel	Com.						
" "	Pref.	98	90½	65	99	85½	155
Dominion Steel Corporation	Com.	65	53½	19,066	75¼	58⅝	53,756
"	Pref.						
Dominion Telegraph					90⅜	85	450
Duluth Superior		42	41	187	32½	27⅝	841
Electrical Development	Pref.						
Illinois Traction	Pref.						
International Petroleum Co.	($5 par)	20½	13	4,777	62.00	19.25	1,562
Lake Superior Corp.							
Lake of Woods Milling Co.	Com.	169	128	45	180½	170	25
"	Pref.				106½	106½	12
La Rose Consolidated	($1 per share)	.68	.29	35,150	51	30	27,400
Mackay Companies	Com.	79¾	74	5,454	82	71½	12,414
"	Pref.	65½	59	2,523	69½	64½	3,998
Maple Leaf Milling	Com.	139½	92½	16,405	209	121½	26,962
"	Pref.	98	91½	1,720	107	96⅝	3,357
Mexican Light Power	Com.	20	16	150	48	48	25
"	Pref.						
Monarch Knitting	Com.	46	39	284	65	50	546
"	Pref.	80½	75	126	92	78	476
National Steel Car Co.	Com.	10½	5	1,277	16	4	5,051
" "	Pref.	40	20	1,268	59	18	6,786
Nipissing	($5 per share)	9.25	8.00	5,323	14.20	8.25	21,550
Nova Scotia Steel and Coal	Com.	71½	63½	1,899	95¼	48	2,050
"	Pref.				112	112	10
Ogilvie Flour Mills Co.	Com.				293⅝	252	55
" "	Pref.	109½	109½	5	109	106½	22
Pacific-Burt	Com.	34	34	7	40	25	1,298
"	Pref.	77¼	76¼	35	85	75	277
Penman's Limited	Com.	82	66	305	106½	78	313
"	Pref.	84	82⅜	15	95	84⅜	121
Porto Rico	Com.	37	25¼	627	35	23	395
"	Pref.						
Prov. Paper	Com.	49	46	60	83	51	600
"	Pref.	78	78	25	90	85	172
Quebec Railway L. H. & P.		22	16⅜	1,720	30½	17½	3,010
Riordon Pulp & Paper Co.	Com.	121⅜	117¼	45	184¼	116⅜	2,106
"	Pref.	93¼	93¼	5	99¼	95½	27
Rogers, William A.	Com.				80	30	929
"	Pref.				95½	65	380
Russell Motor Car	Com.	90⅝	55	1,022	102½	68	1,231
"	Pref.	91⅜	68½	2,009	102	70	2,663
Sawyer Massey	Com.	13	10	105	22	8	1,344
"	Pref.	40	40	15	65	30	1,189
Shredded Wheat Co.	Com.	112	100	183	147	124	550
"	Pref.	92	92	5	105½	80	704
Spanish River Paper & Pulp	Com.	19½	12¾	3,266	90	17½	23,656
" "	Pref.	64	50	1,365	129	63½	3,044
Standard Chemical	Com.	17½	17½	5			
"	Pref.	62½	62½	95			
Steel Co. of Canada	Com.	74¼	49¾	18,585	88½	57½	30,883
"	Pref.	97½	84	2,483	100	93	3,321
Tooke Bros., Ltd.	Com.	24	15	164	70	20	1,797
"	Pref.	72¾	72¾	25	92	70	339
Toronto Paper Co.		72	68	483	137	68½	1,236
Toronto Railway		61	58	916	55	39	4,793
Trethewey	($1 par)	30	13½	20,475	50	28	52,800
Tuckett Tobacco Co.	Com.	24½	21	360	60½	24½	8,277
"	Pref.				91½	81	364
Twin City	Com.	65½	38¼	3,920	58	33	2,991
Western Canada Flour					174¼	130	479
Winnipeg Electric		48	48	279	49⅛	34¾	1,182
RIGHTS							
Consolidated Mining & Smelting Co.							
Detroit Rights							

BANKERS USE OUR APPRAISALS

The following is a recent Stock Issue for which our appraisal was used as the basis of plant value.

$3,250,000

Eastern Manufacturing Company

First Preferred Stock 7% Cumulative

From a letter of Fred R. Ayer, President of the Company, we summarize as follows:

CAPITALIZATION

(After giving effect to this financing)

	Authorized	Outstanding
First Preferred Stock, 7% Cumulative . . .	$3,250,000	$3.250,000
Second Preferred Stock, 7% Cumulative . . .	1,000,000	1,000,000
Common Stock	160,000 sh.	140,000 sh.

The Eastern Manufacturing Company, to be incorporated under the laws of Massachusetts, will acquire all the assets and business of the Eastern Manufacturing Company of Maine, founded 1889. The Company is one of the largest manufacturers of bleached sulphite pulp and writing papers, and is the only extensive manufacturer of high-grade writing paper in the United States which produces its own raw material. The timber holdings of the Company and its subsidiaries aggregate 224,000 acres. Its plants in Bangor and Lincoln, Maine, have a present annual output of about 40,000 tons of sulphite pulp and about 25,000 tons of writing paper per annum. The gross sales for the latest fiscal year amounted to about $8,000,000.

The land, buildings, machinery, equipment and other fixed assets owned by the Company in fee, as appraised by the National Appraisal Company, with allowance for subsequent additions and deductions, are valued at $3,662,000.

The net value of the Company's equity in the subsidiary companies is estimated at over $1.000,000 The net assets of the Company are thus over $8,300,000, or over $250 for each share of First Preferred Stock.

The net earnings of the Company for the past four years (1919 partly estimated), after adequate maintenance charges, but before deducting Federal taxes, and interest charges to be eliminated by this financing, have averaged $1,050,000, or over four and one-half times the annual dividend requirements on the First Preferred Stock.

Jackson & Curtis **Bond & Goodwin** **Spencer Trask & Co.**
E. H. Rollins & Sons

The above information and statistics have been obtained from sources that we deem reliable, and although not guaranteed, are accepted as accurate.

NATIONAL APPRAISAL COMPANY

TORONTO MONTREAL BOSTON NEW YORK

NATIONAL APPRAISAL CO.

TORONTO MONTREAL BOSTON NEW YORK

WHAT THEY SAY:

PENMANS LIMITED, PARIS, CAN.

"We have gone over the appraisals of our various plants taken by you recently, and we desire to express our great satisfaction at the very excellent and accurate accounting of the movable and immovable assets of our Company.

"The reports of values of our several plants were given in such a complete manner, that reference can be made to each department without the slightest difficulty or delay."

DOMINION CORSET CO., QUEBEC, CAN.

"We are pleased to give you, herewith, our appreciation of the work which you have just done for us. It is complete in every detail and is entirely satisfactory. We might add that your men while here conducted themselves in a perfect manner and that their work was careful and intelligent."

J. HENRY PETERS CO., TORONTO, ONT.

"We are glad we had this work done by you as it gives in a concise form a complete record of all the details of our building and plant such as it would not have been possible for us to compile in such excellent form at anything like the cost you charged. We were particularly gratified to find your staff competent of arriving at the correct value of practically every one of the hundreds of different machines we employ, a number of which were entirely new to them, so that only in very few instances (in cases of special machines built for us in Europe) was it necessary for us to go into a few details."

E. T. WRIGHT & CO., HAMILTON, ONT.

"You did it very thoroughly and complete and we consider it one of the best investments that we have made."

THE CANADIAN SHOVEL & TOOL CO., HAMILTON, ONT.

"We have checked over the buildings, construction and machinery items and they are entirely satisfactory."

DAOUST, LALONDE & CO., MONTREAL, P.Q.

"We have much pleasure to state that the appraisal of our tannery is very accurate and complete."

ANDREW MALCOLM FURNITURE CO., KINCARDINE, ONT.

"We have looked this over very carefully and wish to compliment you on the thoroughness with which you have executed the same."

BRANTFORD ROOFING CO., LTD., BRANTFORD, CAN.

"It is a very valuable asset to our business. We have revised our complete insurance schedule, owing to the figures that have been submitted, and this alone is worth the price of the appraisal. The writer has had repeated experience with your work and always found it accurate in every way. We look on a complete appraisal as something absolutely essential to every business."

McCORMICK MFG. CO., LONDON, ONT.

"The manner in which the value of our different departments and floors has been arranged is of great advantage to us."

ELECTRIC STEEL & ENGINEERING, LTD., WELLAND, ONT.

"It is both accurate and satisfactory and we wish to thank you for the excellent work you have done."

NOBILITY CHOCOLATES, LIMITED, ST. THOMAS, ONT.

"We found it a valuable assistance in adjusting our insurance."

STANDARD STEEL CONSTRUCTION CO., LTD., PORT ROBINSON, ONT.

"We find same very complete and correct and entirely satisfactory."

GENERAL CAR & MACHINERY WORKS, LTD., MONTMAGNY, QUE.

"We find that your apprisal was well made."

CARRIAGE FACTORIES, LTD., TORONTO, ONT.

"Your recent appraisal of our plants was satisfactory."

PORCUPINE VIPOND MINES, LIMITED, SCHUMACHER, ONT.

"We found the appraisal of our plant in every way satisfactory."

WILLIS & CO., LTD., MONTREAL, CAN.

"We have found the appraisal complete in all details and quite satisfactory."

THE ONTARIO MACHINE CO., LIMITED TORONTO, ONT.

"We wish to express our appreciation of the thorough manner in which you made the appraisal of our plant."

and

We have hundreds of others from Manufacturers in the United States and Canada.

Any information desired as to cost or character of service furnished upon application at any of our offices without obligation to the inquirer.

Closer Bonds With United States

In Post-War Development Taking Place in Canada, United States is Playing Leading Part by Furnishing Capital and Immigrants — Not Only Buy Securities, but Make Direct Investments in Industry.

By RALEIGH S. RIFE.

DURING the war there was a large increase in the investment relations between Canada and the United States. Canada, while making its contribution in the world war, turned to the American market for funds. In view of the fact that this development was a temporary condition, it is opportune to make a brief summary of the recent developments in the financial relations between the two countries and to suggest the bases upon which the relations will probably be more pronounced. As would naturally be expected, during the period of transition from a war to a peace basis, Canada would not find occasion to borrow from us as extensively as during the war period; but it is very suggestive that in the latter part of 1919 there have been unmistakable evidences of the greater interest that American industrial and financial leaders are taking in Canada.

Public Issues of Canadian Securities

During the last year there were offered in the New York market Canadian securities, including government, provinces, cities, railways and utility bonds to the total par value of about $150,000,000, of which approximately $100,000,000 were for refunding purposes. Naturally these provisional figures are not complete because there is no way of estimating the amount of capital that has been invested in a private way. Conditions of readjustment and high interest rates in New York have been factors affecting this situation.

In the foregoing reference was made only to loan capital. In making such investment, the lender of capital is interested in security and the regularity of obtaining interest and the assurance that principal will be paid. But there is another type of capital which has always been the most effective means of investing capital in new countries, which may be called "enterprise capital." The early investments of foreign capital in the United States in the colonial period were made by the merchant class who came here and established their business enterprises, managing the business and assuming the risks, and taking in return the rewards for risk-taking. That is the function of the enterpriser in business. It will certainly be a good omen for future relationships between Canada and the United States to have American enterprisers buy and build plants in Canada managed to a considerable extent by people in the United States. These enterprisers are concerned with the Canadian market and are interested from a profit standpoint primarily in the development of the resources of Canada.

Increase in Enterprise Capital Investment

The investment of enterprise capital during 1919 has been, perhaps, more pronounced than in any previous period. This has taken the form of the establishment of affiliated or branch concerns of the parent institution in the United States. The Canadian tariff was the original factor causing American capital to enter the Canadian field in this form. Recently other factors have become more pronounced. First may be mentioned the natural advantages resulting from abundant sources of raw materials and the available hydro-electric power. It is an axiom in business economics that generally the conjunction of sufficient reliable motive power and sources of raw material determines the location of industry. Second, the position won by Canada in the world war has naturally intensified the economic relations between Canada and the mother country and other European countries. Thus the name "Canadian" has won for itself a wider world market and the enterpriser who is keen senses that situation. During the reconstruction period the Canadian government has done a great deal to aid in financing export trade.

The year 1919 stands out as a red-letter year in the increased interest that American industrial concerns have manifested in the Canadian market through the establishment of branch houses and affiliated institutions. It is not the purpose of the writer to give a complete detailed list of these branch concerns, but to point out in particular classes illustrations suggestive of the movement which has generally been under way.

In the field of motor transportation, the General Motors of Canada is expending $15,000,000 on its Ontario plants; the Willys-Overland plant of West Toronto was recently placed on a producing basis, while the Ford Motor Car Co. of Canada has made important extensions to its capacity. With the expansion in their automobile manufacturing plants, the demand for parts, accessories and tires has been increased.

The result of this situation has been that the Goodyear Tire and Rubber Co. of Canada has increased its new Toronto plant from a capacity of 2,500 to 3,500 tires a day; the Canadian Consolidated Rubber Co. is spending $1,000,000 on its plant at Kitchener, Ont., and the Firestone Tire and Rubber Co., of Akron, Ohio, will locate a branch factory at Hamilton, Ontario, entailing an expenditure of more than $1,000,000 in the undertaking.

In the musical instrument field the most notable development has been the acquisition by the Columbia Graphophone Co., of New York, of the extensive plant of the Canadian Aeroplanes, Ltd., of Toronto. The General Phonograph Corporation, of New York, has taken over an existing plant in Kitchener, Ontario, and will expand it, and American interests under the name of the Canadian Phonograph Co., Ltd., are locating a plant in Stratford, Ontario.

Pulp and Paper

Naturally, in the field of pulp, paper and paper products the advantageous location to sources of supply of raw materials would make it particularly attractive for American capital to enter Canada. One of the outstanding enterprises is that of the International Paper Co., at Three Rivers, province of Quebec, which is building a 50-ton sulphite pulp mill and plans to construct later a 160-ton ground wood pulp mill and a 200-ton paper mill. At Peterboro, Ontario, the Nashua Gummed and Coated Paper Co., of New Hampshire, is locating a branch plant.

Other industries which are entering the Canadian field are Robbins and Meyers Co., which is building a plant at Brantford, Ontario, with an extensive capacity. The Western Clock Co. is taking over an existing building at Peterboro, Ontario, and the Hoover Suction Co. is erecting a large plant at Hamilton, Ontario.

The Lindsey Wire Weaving Co. of Cleveland, Ohio, under the name of the Niagara Wire Weaving Co., is constructing a Canadian plant for the manufacture of wire cloth and wire weaving machinery. The Railways Steel Spring Co. of New York, under the name of the Canadian Steel Spring Co., plans to manufacture steel tires for railway equipment. The Elgin Gas Motor Co. of Elgin, Illinois, is erecting a factory in Winnipeg.

The Packing Industry

In the packing industry it is generally very essential to have plants located at the strategic points near sources of production. Undoubtedly Canada has an important future as a producer of animal products. While some of our leading American packing interests have been actively interested in Canada for some period of time, it is evident that during the last year they have been taking a more active part in entering the Canadian market. A part of this is due to the

preference that the British buyer has for Canadian products. Recently allied packing interests are reported to have taken over the Matthews Co. and are operating it under the name of the Canadian Packing Co. Within the last few months Wilson and Co. are reported to have purchased the plant of the Chatham Packing Co. of Chatham, Canada. Press information indicates that other packing interests are to enter more actively the Canadian market. The significance of Canada as a source of animal products is further indicated by the recent announcement made of the plans of Armour and Co. to build a large packing plant at St. Paul, Minn., said to be a duplicate of its large Argentine plant. While this plant would not be directly the investment of American capital in Canada, it would depend, probably, to a large extent upon Canadian sources of supply.

American financial capital has been taking an increased interest in the Canadian field—as evidenced, among others, by the formation of the United Financial Corporation with main offices at Montreal, by the Guaranty Trust Co. of New York, in conjunction with the Merchants Bank of Canada, the Royal Trust Co., the Bank of Montreal and individual leaders of finance.

These various illustrations have been taken as merely indicative of the investment of American enterprise capital in Canada which has become pronounced during the year 1919. Judging from inquiries that have been made to various commercial bodies in Canada this is only suggestive of the development that will be continued in the next few years. That Canada offers unusual opportunities is further evidenced by the increasing interest that French capital is taking in the country as well as British capital. Recently, the British Baldwins, Ltd., is reported to have purchased a property which is said to be one of the most extensive electrical furnaces in the world. Further, British capital has been taking an increased interest in the steel and shipbuilding industries of Canada.

Investment in Canadian Farm Lands

The movement of American agriculturists from the middle west to the Canadian northwest has been a strong factor in the development of the Canadian prairie provinces. It has been a characteristic phenomenon in the development of the agricultural areas of the United States for people in settled areas to sell their developed lands and move out into the newer regions and purchase cheaper lands where there were greater opportunities in extensive agriculture, greater economic opportunities and where the returns through the unearned increment were greatest. The agriculturists made profits during the war period and this in combination with high level of prices has resulted in a recapitalization of farm values. Thus it is advantageous now for many people to sell their high-priced developed land in the United States and migrate to Canada, where cheap lands are available.

The case of an Iowa farmer with two sons is quite typical. He was living on his 80-acre farm, with limited opportunities for himself and his sons. He recently sold his farm and bought 640 acres of land in Saskatchewan, which gives him increased opportunity for profit and for work for himself and his sons. During the first eight months of 1919, 17,818 American farmers were reported to have entered Canada. With the construction of new transportation lines in the great Canadian northwest, the migration of agriculturists from the United States to Canada should be more pronounced. This should result in an important investment of American capital in Canada.

Colonization Plans

The policy on the part of the Canadian government to give liberal grants of public lands in the Canadian northwest to her soldiers will result in the further development of this country. The recently announced colonization program of Quebec province indicates the possibility of the settlement of its present undeveloped region. These developments become accumulative in the increase of opportunities for capital, of business and of international trade.

The present economic situation of the world is such that there is a scarcity of foodstuffs and raw materials and pressure, therefore, will be exerted for the development of those areas that have greatest possibilities for development, so that this want of the world may be met.

If we may judge from history, it would appear as if Canada is probably entering a period of expansion and development relatively comparable to that experienced by the United States following the civil war, in which the great areas to the west were settled by the soldiers under liberal land grants, by the influx of people from other countries who were impelled by the call of opportunity under the Homestead Law to acquire title to land and thereby increasing the opportunity for the individual to enjoy a higher standard of living.

Such is Canada's opportunity to-day, and if we make no mistake in interpreting recent events, the conclusion must be reached that the interest American industrial concerns are taking in Canada is indicative of this development which is only getting under way. The United States to-day stands with great financial and industrial strength as a creditor nation. Our financial and industrial leaders are willing to play the part that world opportunity has placed before them, namely, the assumption of the responsibilities of doing their share in developing the resources of other countries. With a people of the strong pioneer type, it is natural that the two countries in a business and economic way must come into closer relations, although socially and politically showing strong and virile national qualities.

MINING PROGRESS IN BRITISH COLUMBIA

MINING remains one of the stable industries of British Columbia, and 1919 witnessed further developments as a result of continued demand, at high prices, for most minerals. In an interview early in December, Fred A. Starkey, of Nelson, B.C., who is a commissioner of the Associated Boards of Trade of eastern British Columbia and a pioneer in mining in the province, said:—

"Mining never showed so much permanency. There are more developments this year than ever before in the history of the interior. Although there will possibly not be such a large output of silver-lead as in previous years, this may be accounted for by the fact that the mines were worked at full rush capacity for war purposes during 1917 and 1918. Throughout the whole of the Slocan district many new properties have been bonded and are now under development. A continuous renewed interest is being taken and many people are in the neighborhood looking for properties. There is much American capital being brought in, but it is anticipated that eastern interests shortly will be aroused in this district.

"At the Silversmith mine at Sandon the ore body recently discovered is said to be the largest discovered in that property and carries with it high values in silver. This mine is improving all the time. The Noble Five is owned by the Hon. James Dunsmuir, who has recently acquired the Rico, an adjoining property, and is now erecting a 1,500-ton capacity mill at a cost of $200,000, which will be used for the large tonnage from the two properties. Clarence Cunningham has erected a large mill, running full capacity, treating ore from the Queen Bess, Sovereign, Wonderful and the Alamo Idaho mines. Roseberry's Surprise Mining Co. at Sandon is carrying on a vigorous policy of development in the newly acquired properties, Canadian, Adams and Ivanhoe groups, in addition to the Surprise and the Bosun.

"In the Kaslo district the Cork Province has been reorganized in order to raise money for further developments for the large ore bodies at depth, also to acquire further water-power, which is needed for the milling plant. The Silver Bell, Index, Gibson, Flint and other properties are also pursuing a vigorous policy of development. All these are new mines opened within the last eighteen months, and are suggestive of the future prosperity of the district. The Old Blue Bell, the oldest mine in the country, the Ainsworth, Florence No. 1 and several others have been sending shipments."

THE EMPIRE LOAN COMPANY

Authorized Capital	$5,000,000.00
Subscribed Capital	671,100.00
Paid Up Capital and Surplus	690,000.00
Assets (approximately)	900,000.00

President, CHAS. M. SIMPSON — Vice-President, WM. BRYDON — Secretary-Treasurer, S. T. JONES

DIRECTORS:

CHAS. M. SIMPSON, President, Fidelity Trust Company
H. H. BECK, Director Union Trust Company
WM. BRYDON, Contractor
A. B. STOVEL, Stovel Company
JOHNSTON DOUGLASS, Director, Equitable Trust Company
RICHARD MacKENZIE, Western Manager, McLaughlin Carriage Company
A. N. McPHERSON, McPherson, Wilson & Brown

The Empire Loan Company issues Debentures in sums of $100 and upwards for terms of from one to five years, bearing interest at current rates. Sterling Debentures for £25 and upwards, with interest coupons payable in London, England, are also issued. These Debentures are a charge on the Company's Assets, and the Debenture holders are further secured by the deposit of mortgages with a trustee to the amount of one and one half times the total outstanding debenture debt.

Debenture Prospectus may be had on Application.

HEAD OFFICE:
UNION TRUST BUILDING, - WINNIPEG

The
Hamilton Provident and Loan Society

Incorporated 1871
Hamilton, - Canada

Paid-up Capital -	$1,200,000.00
Reserve and Surplus Profits,	$1,228,840.35

DIRECTORS:

GEORGE HOPE, - - President
JOSEPH J. GREENE, Vice-President
MAJOR HENRY L. ROBERTS — WILLIAM A. WOOD
STANLEY MILLS — LT.-COL. WILLIAM HENDRIE

DEBENTURES ISSUED
DEPOSITS RECEIVED

Executors and Trustees are **authorized by Law** to invest **Trust Funds** in the Debentures and Savings Department of this Society.

Office:
King and Hughson Sts.

D. M. CAMERON,
Treasurer.

LYNCH & McDERMOTT

First National Bank Building
Broadway, Cor. Wall Street
NEW YORK CITY

DEALERS IN

Canadian and American Investment Securities

The call of the times is for team work.

Out of town brokers will obtain hearty co-operation by using our office in the capacity of brokerage correspondent.

Our service department will cheerfully respond to your call.

No obligation incurred.

Cable Address: Lyndermot, New York

Moderate Activity In Listed Stocks

Speculation Characteristic of New York Is Absent, but Breaks Have Been Less Severe—Most Stocks Have Advanced During 1919—War-Time Prosperity Has Strengthened Finances of Most Companies -- Street Railways Make Bad Showing.

By R. GOLDWIN SMITH

THE aftermath of the war was a dominating factor in the Canadian stock market during the year 1919. Approximately fourteen months ago Germany threw up her hands and the armistice was signed, yet the world is still nominally in a state of war. No belligerent country has as yet declared a state of peace to exist. The British Empire and France have been ready to make peace effective, but recent reactionary developments in Italy, the United States and Germany have served to delay the consummation of victory. On this account Canadian stock markets have not experienced the broad buying movement that would undoubtedly have prevailed had actual peace followed close on the heels of the armistice.

During the latter half of the year 1919 Canadian stock markets enjoyed periods of only moderate activity. A substantial "boom" has not occurred since the fall of 1916, when Canadian stocks went to exceedingly high levels, after which the market collapsed. This experience made the street more than cautious. By slow degrees and under quiet trading conditions securities passed into strong hands, and the process was accompanied by a gradual appreciation in prices. Operators did not have the courage to make a market. The inclination was to allow the public to interest themselves almost entirely in the war issues. This the people did with phenomenal results.

Companies in Good Financial Position

One of the brightest phases of the war period was the steady growth in industrial prosperity in this country. War business created a heavy export trade, and at the same time the people became well-to-do. The result was that the industries were so busy that they were unable to meet both domestic and export demands. Leading industries were able not only to clean up past debts, where these existed, but also to build up strong physical organizations and large treasury balances. Never in the history of the Dominion were industries so strongly fortified as they are at the present time.

Dull stock markets and low prices of securities, in view of prevailing prosperous conditions created an anomaly. In the majority of cases intrinsic merits warranted heavy appreciation in market prices, but no matter how good stocks are they will advance materially only when a market is deliberately made.

It was remarkable that the broad buying market that developed in Wall Street during the past eight months had a very meagre influence on Canadian markets. This proved to be salutary in its effect, for when the severe break came in Wall Street some weeks ago, it also failed to influence Canadian markets in any material way. While Wall Street was top-heavy, our markets remained technically secure. With the exception of a few cases, Canadian securities close the year with conditions favoring the buying side.

One factor that has retarded the long-expected buying movement in Canada has been the disposition on the part of British holders of listed Canadian shares to liquidate, thus taking advantage of the premium on Canadian funds over sterling.

Depression Distant Prospect

For a time following the signing of the armistice, while the industrial readjustment period was under way, a slowing-down of the wheels of industry occurred. This was short-lived, however. For several years ordinary commercial requirements had given place to war demands. Railways, public works and the ordinary needs of the people, such as houses, food and clothing received scant attention from manufacturers. Meanwhile, the buying power of almost every class in the community increased steadily. All the people have had command of more money. While a good deal of money has been placed in deposit in the banks, signs are lacking that the people have developed thrift. Bank deposits stand at close to $2,000,000,000 as compared with less than $1,000,000,000 before the war, yet the people have acquired exceedingly extravagant habits. The sale of all kinds of goods, notably luxuries, in the domestic markets has been large, and it would have been enormous, had it not been for the fact that goods were not available except in limited quantities. The result of such conditions has been that all commodities, luxuries as well as necessities, have remained high-priced, and commercial enterprises in the country have, with few exceptions been prosperous. These conditions are likely to continue for several years. After that reaction appears inevitable. Depression will surely follow. Only the strongly entrenched position into which Canadian industries have placed themselves will preserve them from financial troubles. It would be well if industries conserved their resources wisely for that day.

Reserves Have Been Built Up

During the past two years complaints were heard among shareholders of many industries that the managements of companies had not been more liberal with respect to dividends. The policy of directors' boards was prudent. In most cases common shareholders have received a fairly good but not excessive return on their investment. The directors of leading companies claimed that it would be better to distribute fair dividends over a long term of years than to make over-generous distributions for a brief period. Such a safe policy would serve to maintain strong reserves for future emergencies.

During the last few months, however, companies have been more generous with shareholders than formerly. Milling companies, banks, pulp and paper companies, equipment companies, textile firms and other classes of industry have been able to increase their dividends. This policy, as much as anything else, has acted as a steadying and even a bullish influence in Canadian markets when outside markets were subject to fluctuations.

Steel Companies

Canadian steel securities are representative of both prosperity and conservatism. The leading companies established themselves in a strong physical and financial position during the war. Profits were exceedingly large and treasury surpluses grew to large proportions. Later in the war period the Dominion Steel Corporation, the Nova Scotia Steel and Coal Co., and the Steel Co. of Canada each went on a moderate dividend basis, but in spite of swelled treasury funds no increase was made until recently. These companies have been paying dividends of six and five and six per cent. per annum, respectively, with no extras, until December, when Steel Company increased the rate to 7 per eent. Meanwhile, the sure backing of the shares has attracted investors, with a result that during the past year under a process of quiet buying prices have appreciated gradually. Dominion Steel common sold on December 8th at 73½ as against 62⅜ a year ago, while Nova Scotia Steel was quoted at 75 bid as compared with 66 at the close of 1918, and Steel of Canada brought 82¼ against 63½ a year ago. It will be seen, there-

CITY OF MOOSE JAW

Saskatchewan's Railway Centre

Gross debenture debt, (as at 31st of October, 1919)		$5,962,491.99
Less		
Local Improvements (owner's share)	$807,223.61	
High School	146,731.67	
Sinking Fund	832,920.74	1,786,876.02
Net Debt		$4,175,615.97

City is due Sinking Fund	$ 1,651.21	Population 1906	6,249
Surplus earnings of Sinking Fund	65,371.76	" 1911	13,823
Fire Loss (10 months, 1919)	14,433.00	" 1916	16,934
		" (Est.) 1919	22,000

	BANK CLEARINGS	CUSTOMS RECEIPTS
1918	$78,425,563.00	$514,867.23
1919 (10 months)	$68,163,201.00	$480,455.49

Consolidated Balance Sheet as at 31st October, 1919

ASSETS		LIABILITIES		
Land, buildings and other properties	$3,492,512.44	General Debentures		$3,570,448.40
Public Utilities	2,150,309.79	Utility Debentures		2,392,043.59
Advances for construction materials on hand	352,552.40	Total		$5,962,491.99
International Milling Co. and Victory Loan Bonds	203,999.02	Less Sinking Fund		832,920.74
Agreements for sale	10,036.31	Net Bonded Debt		5,129,571.25
Current Assets	1,234,757,58	Current and Accrued Liabilities		855,983.71
Tax Sale Certificates	226,044.18	Excess Levies		4,677.72
Local Improvements deferred assessments	807,223.61	Total Liabilities		$5,990,232.68
Miscellaneous	13,503.23	SURPLUS:		
		Capital, including Local Improvements	$1,994,077.65	
		Revenue	506,628.23	
		Net Total		$2,500,705.88
Total	$8,490,938.56	Total		$8,490,938.56

Tax Levy for all purposes, $806,186.00

Tax Rate for all purposes, 34.70 Mills.

Net Assessment, $21,395,173.00

S. A. HAMILTON,
MAYOR.

GEO. D. MACKIE,
CITY COMMISSIONER

fore, that these shares continue to yield a return well above bonds.

Milling Securities

The milling securities have enjoyed much greater prominence in the market than the steels. This is because milling companies have prospered in a remarkable manner, ever since the war opened, and because world-shortage of flour assured Canadian companies of continued prosperity for some years after the signing of the armistice. Price appreciation in the case of milling stocks has been conspicuous, not only because companies have made big profits, but because they were able without endangering their future to distribute liberal dividends and bonuses. Extra distributions have not been confined to the past year. In 1917 Maple Leaf Milling paid 9½ per cent. regular and 11½ extra in dividends, while in 1918 the regular rate was 10 and the extra 14, and last year the company placed the common stock on a regular dividend basis of 12 per cent. Ogilvie, which has been on a regular dividend basis of 12 per cent., declared an extra this autumn of 15 per cent. Last year the declaration was 23 per cent., and in 1917 dividends were 25½ per cent. Western Canada Flour Co., which declared 8 per cent. in dividends during the first nine months of the year just closed, added an extra disbursement of 10 per cent. in November. This compares with 10 per cent. in 1918 and 18 per cent. in 1917. Lake of the Woods Milling Co. has been on a 12 per cent. dividend basis all year, as against 7 per cent. in 1918 and 1917. St. Lawrence Flour has been paying at the rate of 1½ per cent. per quarter with a bonus of 1 per cent. These generous distributions, coupled with the strong financial and business status of the companies, serves to explain the marked appreciation in prices of common shares, as the following table indicates:—

	Dec. 8, 1919.	Dec. 31, 1918.	Dec. 31, 1917.
Maple Leaf	199	137	92
Ogilvie	282	215	142
Lake of Woods	...	120	168
St. Lawrence	136	95½	...

Pulp and Paper

Investors have lately become awake to the attractiveness of pulp and paper securities. During the past year a good deal of investment buying has taken place at steadily advancing prices. Companies which were in trouble several years ago, due to incidental conditions, have become strong. There is a big future ahead for well-managed pulp and paper concerns in this country. The following table gives a comparison of rates of dividends paid during the past two years and of market prices:—

	Rate of dividends,		Market prices Dec. 8,	
	1919.	1918.	1919.	1918.
Abitibi*	..	..	190	48
Brompton	5	5	84	60
Howard Smith.	..	2	140	65
Laurentide ...	12	10	253	196
Price Bros. ...	8	8	259	130
Provincial ...	4	4	91	41½
Riordon	10	10	152	117¼
Spanish River†	..	..	75½	18
Wayagamack .	..	..	81	54½

*Abitibi paid off 19¼ deferred.

†Spanish River paid off 7 per cent. deferred and refunded balance.

The pulp and paper issues were conspicuous features of the stock market in 1919. Earnings of these companies were comfortable during the latter half of the war period, and satisfactory dividends have been returned to shareholders. The pulp and paper industry in Canada is in an enviable position. Due to careless conservation methods in big consuming countries such as the United States, Great Britain and France, these nations are almost entirely dependent on outside sources of supply for that universally used commodity—paper. Geographical conditions make the United States practically dependent on Canada, and insistent demands come from other countries in various parts of the world. If forest conservation methods are properly carried out in Canada the possibilities of the industry are almost unlimited. During the past decade the industry has experienced astonishing growth. The world must have paper. Canada has pulpwood resources in abundance. It is safe to state that during the next ten years at least Canadian pulp and paper securities will occupy a prominent place in the stock market.

Textile Companies

The textile companies have done well for shareholders. Capacity operations prevailed during the war, and since the armistice large foreign orders have been placed, which, with long-delayed domestic business, has kept plants busy all year. While substantial price advances have been recorded, these have not been greater than was warranted by the earning records of companies and by dividend action. The Monarch Knitting Co. lately increased its dividend. Canadian Cottons is paying at the rate of 6 per cent., Wabasso 8 per cent., Montreal Cottons 4 per cent., Penmans 10 per cent., Dominion Textile 8 per cent., and Canadian Converters 5 per cent.

Equipment Companies

The equipments have done well during the war and since. Ordinary domestic requirements had to wait until war demands were filled, and the latter brought big returns to companies. The close of actual fighting was followed by the placing of large equipment orders by railways and for export account. Various companies which were financially embarrassed several years ago are strongly entrenched today, and the immediate future holds out material promise for continued prosperity.

Bank Shares

Canadian bank shares suffered during the war for no other reason than that they could be more readily liquidated than industrials. Investors who had to find funds to support other investments sold their bank holdings. Meanwhile the banks were extending their business on an impressive scale and building up very strong backing. The signing of the armistice was the signal for renewed buying of bank shares, which had in most cases fallen well below pre-war levels. An added inducement to purchase bank shares was the fact that many of the institutions increased dividends. Commerce, Merchants, Montreal, Nova Scotia, Toronto, Union and Home banks have all increased their regular dividends, while the Dominion and Royal banks each declared extra dividends. As pure investments among stocks, Canadian bank shares have no equals.

Public Utilities

Of the public utilities most of the power stocks have reflected the capacity business done, and large profits made by companies. In many cases demands of industries made it expedient for power companies to extend their plants, thus increasing their earning power. The present shortage of available coal in central Canada renders the future of power enterprises an assured success.

One class of securities that has hardly recovered yet from the adverse effects of war is the tractions. High operating costs, in many cases without a corresponding increase in fares, served to diminish profits to such an extent that dividends were out of the question. Most of the tractions are now slowly recovering their position, and as prices of shares are relatively low some of them may be considered attractive. The list of those tractions which have passed their dividends includes Toronto Railway, Twin City, Duluth-Superior, Winnipeg Electric, British Columbia Electric and Brazilian. The latter company was affected adversely by the exchange rate on milreis, but latterly the rate has improved. Meanwhile the gross and net earnings of Brazilian have increased.

A complete record of transactions and high and low monthly quotations of stocks, bonds, etc., listed on the Montreal and Toronto Stock Exchanges will be found elsewhere in this section of *The Monetary Times* Annual. A record of new securities listed in 1919 is also given.

MOOSE JAW
SASKATCHEWAN

THE CENTRE OF THE GREAT WHEAT COUNTRY

We invite enquiries regarding

Our Land, Our Telephone and Municipal Debentures, Mortgages and other Securities

---

KERN AGENCIES
LIMITED

INSURANCE

STOCK, BOND AND GRAIN BROKERS

MEMBERS WINNIPEG GRAIN EXCHANGE

Correspondents:
LOGAN & BRYAN,
New York

Private Leased Wire
Coast to Coast

MOOSE JAW

THE GREAT WEST PERMANENT LOAN COMPANY

HEAD OFFICE . . WINNIPEG, CANADA

OUR RECORD GROWTH

	Paid up Capital.	Reserves	Assets
In 1903	$110,295.92	$27,767.21	$160,574.29
In 1918	$2,412,578.81	$964,459.39	$7,086,695.54

BOARD OF DIRECTORS

President
W. T. ALEXANDER

LT.-COL. D. E. SPRAGUE — E. L. TAYLOR, K.C. — S. D. LAZIER
J. H. G. RUSSELL — W. J. BOYD — DR. A. D. CARSCALLEN

COL. The HON. A. C. RUTHERFORD, K.C.

F. H. ALEXANDER, Secretary

BRANCHES AT

TORONTO, CALGARY, EDMONTON, REGINA, VANCOUVER, VICTORIA

SHORT TERM DEBENTURES ISSUED TO YIELD 5½%

Increased Recognition of Mining Possibilities

Output of Most Metals Fell Off in 1919, Because of Return of Peace, but Production of Silver and Gold Revived — Several New Discoveries — The Manitoba Field — Some Dividend Records—Stock Trading Was Dull, Though Better Than in 1918.

CANADA'S mineral production during the year just closed amounted in value to approximately $150,000,000. This compares with $210,000,000 during 1918. The final war-year was the occasion for stupendous effort to produce every ounce possible and the result was phenomenal. The record for the Dominion, in 1917, was $190,000,000, and in 1916 it was $177,000,000. The shrinkage in this year's total was due to many causes. Among these was the sudden cessation in the demand for essential war materials. Probably the chief sufferers in this respect were the nickel properties in Ontario, which produced about $12,000,000 as compared with $26,800,000 a year ago. Practically every metal produced in the country showed a marked decrease in volume in 1919, copper, silver, lead, iron and coal all falling far short.

Ontario was the chief sufferer in this respect. Most of its copper comes from the nickel-copper mines of Sudbury, and the volume of production depends directly on the output of nickel. Due to difficult operating conditions incident to gold mining during the war, the output of the precious metal was smaller in 1918 than last year. This is a notably bright feature in an otherwise somewhat adverse mining year. From the standpoint of market prices, the silver mining industry had everything in its favor. The average price of the white metal during 1919 was close to $1.08 per ounce, as compared with about 97 cents in 1918, 81½ cents in 1917, 65½ cents in 1916, and 49½ cents in 1915. In order to take advantage of the prevailing high price of silver, naturally, every silver mine in the country speeded up production. The labor strike in Cobalt camp stopped output altogether for nearly two months, which served to offset the efforts of companies to take advantage of market conditions. Ontario's output of silver for the year approximated $14,000,000, as against $17,364,000 in 1918. In British Columbia the production of gold and silver as well as copper and other minerals was reduced, while in the Yukon there was a marked falling off in gold output. Labor difficulties impeded operations at the coal mines in the maritime provinces for a time, while a slowing down occurred in the output of iron both in eastern Canada and Ontario. As the year drew near its close, however, very definite improvement occurred. Labor conditions became settled, more miners were available and large orders placed for nickel, iron, copper and other metals enabled companies to speed up production.

Canadians may be criticized for knowing too little regarding Canada's resources. Most people are aware in a vague way that this country is rich in minerals. Were they more thoroughly conversant with their own affairs Canadians would be inspired with a more substantial faith in the future of the country.

A Great Mineral Belt

Nature has provided Canada with a mineral belt, the like of which no other nation in the world can boast. Starting with Nova Scotia on the east, a well-defined mineralized zone can be traced across the Dominion to Vancouver Island. This belt which averages between two hundred and three hundred miles in width changes its character in a remarkable manner, as though it were destined that in the fulness of time this country should supply the world with most of the known metals. In the maritime provinces great iron and coal deposits occur; in Quebec are the asbestos and mica areas; in Ontario are the rich silver, gold, copper, nickel, iron and cobalt; Manitoba possesses gold and copper evidently in abundance; in the prairie provinces the most voluminous deposits of coal, probably in the world, occur, while British Columbia is rich in copper, coal, lead, zinc, gold and silver. Oil is found not only in western Ontario, but in great abundance in the prairie provinces and in the far northwest.

As a result of Canada's important part in the war, a world-wide interest in this country has been created, and no phase of Canadian enterprise is attracting such attention as mining. In the eyes of Europe Canada is the new land of giant possibilities. Capital came to this country before the war largely to equip railways, public utilities and manufacturing plants. Money is beginning to come into the country now on an increasing scale to develop our mining resources. Great Britain and the United States are especially interested.

Canadian Investors Are Frightened

Canadian capital has been tardy in developing the mines. This was due to the fact that many investors have suffered financially as a result of improper mining methods. Too much fraud has been practised in connection with the promotion of mines. The Canadian investor who has been "bitten" is inclined to say, "Never again!" The unfortunate thing for him is that immense mineral wealth exists, and if Canadian capitalists are not careful the profits from Canadian mining will go largely to foreign investors. Mining methods are changing rapidly for the better. Provincial laws have been enacted which are serving practically to protect investors. Heavy penalties will be passed on parties convicted of crooked practices. Furthermore, laws provide that a reasonable proportion of moneys invested in mines will go into actual development.

Important factors in stimulating increased interest in precious metal mining in Canada are the exceedingly high price of silver, which is now better than $1.30 per ounce as against an average pre-war price of 62 cents, and the premium paid for gold. The Dominion government in prohibiting export of gold from Canada made provision whereby gold mining companies secure a premium equal to the disparity in exchange of funds between Canada and the United States.

Mining Market Was Dull

From the standpoint of stockbrokers the Canadian mining market proved a decided disappointment during 1919. When the year began there were good reasons to anticipate that a broad buying market would develop. Active periods did occur, but they were of comparatively small dimensions. The year's total sales will be well ahead of 1918, but that year was one of the dullest in the history of the market.

On the Standard Stock and Mining Exchange a few of the leading securities partially recovered ground lost during the war period, on limited investment buying. Speculative operations have been almost entirely lacking. Outside Ontario, only a few large operating concerns gained market prominence. Granby Consolidated and Consolidated Mining and Smelting Company are noteworthy examples. The latter company enjoyed a fairly prosperous year and maintained dividends at the rate of ten per cent., while Granby, which paid quarterly dividends of two and a half per cent. during the first half of the year, passed its autumn distribution.

No industry was so adversely affected by war conditions as gold mining. For a time only the high-grade properties in Ontario could keep going, because, while the selling price of gold remained unchanged, operating costs nearly doubled. Even the Hollinger, which is probably the world's premier gold mine, had to close down for a time and cease paying dividends, while the Dome, an immense low-grade enterprise could not meet expenses. All the other gold mines in Porcupine, excepting the McIntyre and Davidson, were closed down tight. Such properties as the Schumacher, Vipond-North Thompson and Porcupine Crown have not been reopened yet.

DOMINION APPRAISAL COMPANY
LIMITED

HEAD OFFICE
8-10 WELLINGTON STREET EAST

TORONTO, - CANADA

TELEPHONE
MAIN 646

MONTREAL OFFICE
4 HOSPITAL STREET, C.P.R. TELEGRAPH BLDG.

APPRAISALS

Made of all classes of manufacturing plants for financial and insurance purposes.

SPECIALTIES:

INDUSTRIALS
PUBLIC UTILITIES
MUNICIPALITIES
WATERWORKS
RAILWAYS

We maintain a large permanent staff of qualified Engineers, and are prepared to deliver condensed or detailed reports and valuations at short notice.

AUTHORITY ON PHYSICAL VALUES IN CANADA

Since the beginning of 1919 operating costs at the gold mines were gradually reduced. The chief difficulty has been labor. Mine workers were induced by a few radical agitators to strike, even against their own better judgment. The bigger companies absorbed most of the available efficient labor, and there were not enough to go around. The mining companies made important concessions to their employees, and have done everything in their power to make living conditions comfortable for their men, with very satisfactory results. Labor unrest is pretty much at an end, men are returning to the camps in considerable numbers, and the gold industry is rapidly getting on a solid basis once more.

Outlook For 1920

The new year starts under definitely auspicious conditions. There appears to be no uncertainty this time. As a matter of fact a definite change for the better occurred last fall. This is best exemplified by the fact that Dome Mines had made such headway that the directors were able to resume dividends on the basis of ten per cent. per annum, while the Hollinger had resumed dividends at an earlier date at the rate of seven per cent. The McIntyre-Porcupine has been so efficiently managed that the dividend at the rate of fifteen per cent. has never been in doubt since 1917. The Lake Shore Mine in Kirkland Lake Camp is the only other Ontario producer on a dividend basis. During the strike its dividend, which was at the rate of ten per cent., had to be passed, but this has been resumed since.

Prognostications regarding the future trend of markets must always be made with reserve. Nevertheless, every condition appears to be favorable to a broad buying mining market during the early months of the current year. Technically, probably the market was never in a more secure position. Practically all the floating supply which overhung the market previously has gone into strong hands. It is also noteworthy in this connection that there is plenty of money in the hands of the public, a share of which may be expected to find its way into mining securities.

Mining Production in Ontario

As Ontario has contributed more than any other province in the Dominion in agricultural and manufacturing products, so also it has in mining. The annual output of the province is between one-quarter and one-third of the total for the Dominion. Ontario's total in 1919 was approximately $45,000,000, as compared with more than $62,000,000 in 1918. The estimated value of Ontario's metalliferous production for the year just closed compares as follows with 1918:—

	1919.	1918.
Gold	$10,500,000	$ 8,502,542
Silver	13,000,000	17,364,918
Platinum	2,000	.....
Palladium	4,000	.....
Cobalt metallic	200,000	887,906
Nickel metallic	3,300,000	1,262,116
Cobalt oxide	600,000	725,105
Nickel oxide	2,000	.....
Other cobalt compounds	24,000	73,347
Other nickel	40,000	.....
Molybdenite	.....	59,067
Lead	72,000	149,841
Copper (blister)	1,100,000	270,430
Copper (in matte)	3,000,000	8,262,360
Nickel (in matte)	7,400,000	26,578,200
Iron ore exported	60,000	624,364
Iron (pig)	1,200,000	1,359,541
Totals	$38,444,000	$66,119,792

Estimate For Canada

The decline in the production of the other provinces has not been as heavy as in Ontario, because no other province produces nickel, the demand for which was severely curtailed when the war ended. The output of copper, which is dependent on the production of nickel in Ontario, was not so seriously reduced in other sections of the country. An approximate estimate of the output of the chief metallic products in Canada, with comparisons, is given herewith:—

	1919.	1918.
Antimony	$ 1,100	$ 1,430
Cobalt	2,500,000	3,368,860
Copper	20,000,000	29,163,450
Gold	16,000,000	14,687,875
Iron (pig)	800,000	1,204,703
Iron ore (export)	300,000	469,352
Lead	3,000,000	4,055,779
Molybdenite	300,000	434,528
Nickel	17,000,000	36,830,414
Platinum	3,500	2,560
Silver	15,000,000	20,597,540
Zinc	2,100,000	2,746,620
Totals	$77,004,600	$113,563,111

The residue of mineral production, which brought the total up to approximately $150,000,000, came from non-metallic sources.

Silver Price and Silver Output

It is worthy of special note that during the readjustment period that followed the cessation of hostilities, while most classes of mining suffered, market conditions for the precious metal industries definitely improved. This is especially so with regard to gold mining. During 1915 the price of silver fell below 50 cents, but the enormous absorption of silver by oriental countries during the past four years, coupled with a steady decline in production of the white metal, created a rather astonishing change. Silver has advanced rapidly until at the present time coins are being melted down, because bar silver is worth more than the face value of the minted currency. As a result producing silver mines of Ontario have prospered. Production has been materially less, but the rate of profit has materially compensated companies.

Many of the larger silver mines in Cobalt have been on the decline. Ore reserves are not keeping up with production. The camp has produced well over 300,000,000 ounces since its discovery, worth over $200,000,000, and nearly $100,000,000 has been distributed in dividends by companies. Cobalt has returned bountifully to those who staked the camp with their capital. The high pinnacle of production was attained in 1911 when more than 31,000,000 ounces of silver were produced. Since then the output has declined steadily. The output in 1916 dropped below 20,000,000 ounces, in 1918 it was 18,000,000 ounces, while last year production amounted to between 13,000,000 and 14,000,000 ounces. The heavy decline last year was due partly to the labor strike which lasted nearly two months, but also to material declines in the ore reserves and output of individual mines. McKinley-Darragh was the only large mine to maintain output, Nipissing, Mining Corporation, Kerr Lake, each showing reductions of about a million ounces in quantity output, while the smaller producers showed a falling off. The smaller output, however, was largely offset by higher prevailing prices.

Cobalt Has Many Surprises

Cobalt camp has been the despair of geologists. It has upset precedents again and again. During 1918, when it looked as if the mines had only a short career ahead, new rich discoveries were made in many of the properties, which gave them a lengthened lease of life. Nipissing, McKinley, Crown Reserve, La Rose, Temiskaming and Beaver have all found rich ore. Eight Cobalt companies declared dividends during the year; Nipissing, 30 per cent.; McKinley, 12; Mining Corporation, 37½ cents per share. Trethewey, 5 per cent., Temiskaming, 4; Kerr Lake, 50 cents a share, plus $1 capital dividend; Coniagas, 10 per cent.; and Buffalo, 25 cents per share.

Gold Production

Of the gold mines, Hollinger has declared 7 per cent., Dome Mines 25 cents per share, McIntyre 15 per cent., and Lake Shore 5 per cent. Due to the heavy output of Hollinger, McIntyre and Lake Shore, and the contribution of new producers, including the Davidson Consolidated, an increase in gold output over 1918 was shown. The gold mines have

The Western Agencies and Development Company Limited

CALGARY - - ALBERTA

FARM LANDS AND INVESTMENTS

This Company is prepared to assist in the development of Western Canada by financing new industries of sound character.

BOARD OF DIRECTORS:

Col. J. S. DENNIS, President. C. P. TAPRELL, Vice-President.
Thoburn Allan, R. Randolph Bruce, T. H. Blow, M.D.
A. E. Cross, James W. Davidson, George Lane
Neil Macphatter, M.D., William Pearce
H. H. Farman - Manager

REFERENCES—Bank of Montreal or any Mercantile Agency

Established 1906

Northern Securities Limited

Financial and Investment Agents

First Mortgage Funds placed on Safe Margins on First-class Properties.
Current rate 8 per cent.

WANTED, $250,000.00

12 per cent. net.

Security good as Government Bonds

A fund from $25,000 to quarter of a million can be employed.

We will give full particulars to bona fide enquiries.

Member of Mortgage and Trust Companies Association of British Columbia.

529 Pender St. W., VANCOUVER, B.C.

B. GEORGE HANSULD, J.P., Manager

Cable Address "TOPECO,"
Codes: West. Union and A B.C. 5th Edn.

WILLIAM TOOLE GEO. L. PEET K. F. A. GRABURN
H. S. JONES A. J. TOOLE

TOOLE, PEET & CO. LIMITED

Financial Agents

Appraisers and Valuators Private Funds Invested
Estates Managed

Calgary Townsite Agents
Canadian Pacific Railway Co.

Investment Managers for Alberta
Imperial Life Assurance Co. of Canada
Commercial Union Assurance Co., Limited
Edinburgh Life Assurance Co.

Agents for
Alliance Assurance Co., Limited
British America Assurance Co.
Commercial Union Assurance Co., Limited
Home Insurance Co. of N.Y.
Insurance Co. of North America
Ocean Accident and Guarantee Corporation
Royal Insurance Co., Limited
Scottish Union and National Insurance Co.
Canadian Surety Co.

Lloyds Agents (London).
COAL—Wholesale and Retail.

CALGARY, ALBERTA, CANADA

SCRIP STOCKS BONDS

J. C. BIGGS & CO.

EDMONTON
ALBERTA

Timber Lands
Coal Areas
Farms

Reports on Alberta School and Municipal Issues.

ESTABLISHED 1908

added materially to ore reserves and equipment, and barring unforeseen adverse developments, the year 1920 will witness the largest output of gold in the history of the province and of the Dominion.

A remarkable development of the year has been the extension of known precious metal deposits in Canada. Apparently in Ontario a solid area, 60 miles wide and 60 miles in length, carries gold values. This area includes West Shining Tree on the west, and Larder Lake on the east; Matachewan on the south, and Lightning River in the north Abitibi region on the north. There are a dozen camps now where there were two a few years ago, and all of them hold out material promise. The Gowganda silver camp, west of Cobalt, is developing rapidly. The Miller Lake-O'Brien is a proved mine of immense value, and newer properties are being opened up in a much larger area than Cobalt.

Manitoba can boast now of an important mining field, including chiefly copper and gold properties. The field is extensive, and on at least a score of properties important finds have been made. Nickel and gold have been discovered latterly in Quebec province, while the asbestos industry has prospered. On account of the scarcity of available coal in other countries, the coal fields of Saskatchewan and Alberta are attracting more attention. There are large deposits of anthracite and bituminous coal and lignite coal areas are enormous. Oil possibilities of the north-west have commanded the interest of the largest operators of the world, who are prospecting on a big scale in the Peace River and Mackenzie River districts.

The mining industry in British Columbia is also developing rapidly. Recently iron deposits of importance have been located. The coal fields of Vancouver Island and the mainland are being worked on a larger scale. The Granby Consolidated, the Canadian Mining and Smelting Company, and several other companies command immense deposits of copper. The Mining and Smelting Company has developed the most diverse industry probably in North America, by producing copper, lead, zinc, gold and silver. The zinc branch of the organization, which is comparatively new, has proved a success.

Recent Conditions In Mortgage Loan Field

Accumulated Wealth Was Too Convenient for Taxation — Mortgagee Has Also Suffered by Recent Legislation — Demand for Money Exceeds Supply and Rates will Continue High.

By JOHN APPLETON.

RECONSTRUCTION, or the adjustment of conditions to conform to new ideas and forces of which the coming into power of a "farmers'" government in Ontario is but one result, will not be carried out without leaving some mark upon the organizations which have been, and are up to the present, the chief sources from which funds for mortgage advances are obtained. Within a very short time after the commencement of the war, they were amongst the first to be conscripted for national service. The Dominion included them in a select group as victims for "special war revenue," and this revenue was not on the basis of "net income" or "profits," but on gross income. From this tax the mortgage investments of life insurance companies was exempted. It is not the purpose to discuss the equity of the tax or of the discrimination between one private or institutional mortgage lender and another, but it may be of interest to recall that the loan and trust companies were among the first to be looked upon as sources from which taxes could with ease be extorted. That they were so treated is evidence enough of the tendency of politicians to "lean" heavily upon them in moments of acute national emergency. It will also be recalled that at the same time, and for the purpose—mark the protestation of devotion to race and country—of enabling Canadian manhood to freely place itself at the disposal of the military authorities, mortgage contracts, from Ontario westward to the Pacific coast, were specifically put into a sort of statutory cold storage, and the recovery of debts under them, a cumbersome process at any time, was made impossible in some, and practically so in other cases.

Moratoriums Still in Force

Well, a year has passed since the war ended, and it is found that in a province so wealthy as Ontario, and which at the time of writing has just subscribed $350,000,000 to the Victory Loan, a "war measure" still exists which relieves the mortgagor from his "covenant to pay" any part of the principal of his debt. It can hardly be denied that at no time in the history of Ontario has the mortgage borrower been better able to pay his debt than during the war period. The legislation which was camouflaged by the title of "The Mortgagors and Purchasers Relief Act," aided only the speculator and its general terms made it a convenient refuge for those who could honor but elected to dishonor their covenant.

The Ontario legislation was not as vicious in its effect as that in Alberta, which made its appearance in 1916. There interest, taxes and insurance could accumulate and place in jeopardy the security of the mortgagee. After much litigation a mortgagee this year secured a decision from the Supreme Court to the effect that the taking of foreclosure proceedings did not extinguish the mortgage debt, but the legislature promptly changed the law to say that it did. An eminent King's counsel of that province confessed that he now knew of no satisfactory means of making a mortgage debtor pay. This view was confirmed by a lender, when discussing the Alberta legislation, who had practical evidence of the state of affairs. He had made a loan of about $40,000, practically on covenants, and all the parties thereto are men of substance, but they decline to pay and find behind the law such shelter as only dodgers would seek. This is but one of many instances that might be quoted in regard to Alberta, which are in many respects identical with cases arising in British Columbia and Manitoba. A better state of affairs exists in Saskatchewan.

Large Investments Represented

From a mortgage-lending standpoint, there is need of "reconstruction," and as the institutions concerned were among the first to be subjected to war sacrifices and war taxation, they have a good claim to priority of consideration in the changes which legislatures may make with a view to bringing into being conditions that are to be regarded in future as normal.

Until it is quite clear what these changes are to be, the hundreds of thousands who have invested their savings in institutions, which offer them the security of mortgage loans, should and no doubt will, require those who handle their money to adopt a conservative policy. Legislatures in the past have taken advantage of lending institutions by subjecting them to discriminatory taxation, confiscatory legislation and subsidized competition, and have been enabled to do so on the specious pretext of "curbing the corporations." By yielding to unprincipled heelers and ill-informed demagogues the public, unwittingly maybe, victimizes itself. So far as mortgage-lending institutions are concerned and apart from the jackals who trail and usuriously fatten on those who should not be borrowers, they are merely the agencies through which, not thousands, but millions, place part, and in many cases, the whole of their savings.

Of the millions of insurance contracts written many are entered into because the fulfilment of the terms is assured

Departments :

BONDS
MORTGAGES
RENTALS
INSURANCE
CITY REAL ESTATE
FARM LANDS

Pemberton & Son

FINANCIAL AGENTS

418 Howe Street - VANCOUVER, B.C.

Established 1887

FOR

Warehouse and Factory Sites in Edmonton

Communicate with
Real Estate Department of

H. M. E. EVANS & CO.
LIMITED
FINANCIAL AGENTS

BONDS, INSURANCE,
REAL ESTATE,
LOANS

UNION BANK BUILDING
EDMONTON, ALBERTA

The British Columbia Land and Investment Agency
Limited

LONDON, England, and VICTORIA, B.C.

Established in British Columbia, 1863

FINANCIAL, REAL ESTATE
AND INSURANCE AGENTS
EXECUTORS AND TRUSTEES
ESTATES MANAGED
MORTGAGE INVESTMENTS
RENT COLLECTIONS, ETC.

Head Office for British Columbia:
922 Government Street, Victoria, B.C.

by having at their back a large investment in mortgage loans. It is not yet generally understood by the holder of a life policy that its value is directly and seriously affected by legislation which impairs the value of the mortgages held, so that the company which issued the policy may carry out its part of the bargain. That policyholder who does not resent the impairment of his contract by so-called "people's representatives" on the pretext of making the "corporations come to time," is not only his own enemy, but is not a friend of the people. When the same "people's party" takes 2 per cent. of his savings invested in insurance, they are taking away part of his profits. If 2 per cent. annually were taken from his savings in the Dominion savings banks, it would have essentially the same effect. There is this difference. If the hands of the legislature were laid upon his savings in the bank to the extent of 2 per cent. annually, he would know about it, and the politicians in the legislature would very soon hear from him.

Services of Loan Companies

If under the new order of things we are to have in reality a candid and sincere "people's party," one which will have respect for contracts made with due regard to such legislation as it creates, and one which will levy taxation with some regard to equity, the future of mortgage-lending institutions need not be a matter of anxiety. Savings, trust and insurance companies are merely agencies controlled and employed by those interested in the security and profitable use of savings. Millions of Canadians make use of them as the agency for the care of part of what they can set aside under such terms as meet the needs of each particular case, and as the exercise of such a function is of first importance from a national standpoint, they ought to be, and are partially subjected to very close governmental supervision. There is room for improvement in this respect, but such inspection as they are subjected to is more thorough than in the case of any other class of financial or commercial institution. Any change which may come as a result of the application of new forces and ideas in the conduct of the state ought to result in relieving the great agencies of thrift and providence, through which homebuilders and producers have been aided to so great an extent by the lending of capital, from the burden of disproportionate and discriminatory taxation, and what is a still greater drawback to them—the statutory impairment of existing contracts.

It is creditable to the rural borrower as a whole in what might be termed the "infected areas" or those where the speculators have moulded for their special protection much of the legislation which has been inimical to the lenders of savings, that he has very generally respected his covenant. One company, which has about $17,000,000, mostly in the west and there chiefly with farmers, reports about 10 per cent. of principal repaid in 1919, and an astonishing record of interest payments. As a matter of fact, despite so much alarmist talk about the poor crop, the farmers there are generally in a much better position than before the war. There are some districts—and it is the case every year—where grain and fodder crops were total failures and some districts are to be found where there have been failures for two and three years in succession. From such, payments are coming only in driblets and sometimes not at all. But this is likely to be the case every year. In these very districts, borrowers with good records, some having to their credit the payment in the past of mortgages in full, find it necessary to further or re-encumber their lands. It is such borrowing that has helped to keep up the demand for loans to an extent that enables the institutions most concerned to get out as much money in that way as they desire.

Heavy Demand for Money

Such is the volume of demand that rates are very much firmer at the close of 1919 than they have been since the outbreak of war. Eight per cent. is the maximum in the west, and is a rate now more generally paid. There does not appear to be much chance of its declining for some years—and certainly no prospect of it so doing in the near future. Provincial securities are finding their way into the market at a price to yield over 6 per cent. and the urban mortgage borrowers are coming into the market to a surprisingly large extent. In Toronto it is not difficult to get 7 per cent. on loans which average larger in amount than western mortgages and are more profitable. The difference in rate of 1 per cent. between a small loan on a western farm and a home loan in Toronto is narrower than it used to be. In fact in eastern Ontario some good loans on farms have been made at 7 per cent. With a good demand for loans at these rates in Ontario, there is not likely to be any great pressure to get the westerner to borrow at 8 per cent., a maximum beyond which lenders now, and wisely, generally decline to go unless the risk is great and the loan small, both being qualities that have nothing to recommend them to a careful lender. The chief factor in warranting the opinion that rates will remain firm, as at present, is the obvious demand for money. Not only are old issues of provinces and municipalities coming on to the market, but the provinces especially will have much new financing to do, and they will have to face the market which they have dodged, to some extent, giving the war as a pretext to use the Dominion treasury as a fairy godmother. That will hardly be acceptable to-day.

By-laws are being voted on by municipalities for authorization of large capital expenditures and the bonds of the same municipalities are to be had to-day to yield a rate of interest that makes a farm mortgage at 8 per cent. less attractive than it has been. There are also the demands of the government for more money, which recalls a conversation in a departmental store elevator about Victory bonds. "I had to take $10,000 for decency's sake," one passenger said to another, "but I'll sell as soon as I can. Why should I hold 5½ per cent. stuff when I can get 8 per cent. with safety?" This was a casual glimpse into the state of the investors' mind. Eight per cent. net to the investor is not generally a safe proposition. But that incident illustrates clearly that with every other commodity high, better returns are being looked for by those with savings to invest.

Tendency to Restrict Supply

Another very important factor in the supply of money is the position of the exchanges. Our mortgage-lending institutions did Canada a very great service in bringing to it United Kingdom money in very large quantities and the amount they handled was supplemented by private agencies. It is now possible to pay off these obligations at a discount of 12 per cent. And many outsiders who sought large returns and invested without the guarantee of responsible institutions would gladly sell at a substantial discount their mortgages in the "infected areas"—that is, where eminent King's counsel can find no reasonable way of collecting such debts. It is well known that large remittances are being made to London, and they will continue so to be made while the exchanges continue as they are. One company with a $10,000,000 mortgage investment wholly in the west contemplates liquidating, because taxes are equal to 50 per cent. and more of its profits. Obviously, as the remaining net profits are very small in comparison with the responsibility assumed, the only thing to do is to liquidate and take advantage of the situation. This particular company's plan of doing business is perfectly sound, but unusual, and as such is exposed to very heavy taxation, and it is in the power of the finance minister to equalize it. But the minister is not disposed to lose ever so small a measure of revenue for the sake of equity in this matter. The effect, however, is very serious and indicates the tendency to drive out capital and build up the foundation for higher rates.

Pressed down by tax burdens, not fair or equitable ones, such as must be borne with equanimity in such times, the agencies of thrift and providence will have serious effects in other ways. It will have been noted that land values in the west have advanced considerably and in the path of such advance comes a demand for larger loans. But the lender is shy. In view of conditions which we have pointed to, he lends up to a low percentage of valuations and is more careful of the district and the man than heretofore. The institutional lender is but the trusted agent of those who save and he must have regard, and does have it, to the honesty of the borrower and the honour of the government

PROVINCE OF ALBERTA

ALBERTA'S FINANCIAL POSITION

ASSETS.

Public Buildings (including Stock Advance)	$ 7,634,510
Bridges	2,514,521
Trunk Roads and Bridges thereon	3,445,961
Roads, District and Local	32,054
Demonstration Farms	340,664
Telephone Plant, Stock, Tools, etc.	9,762,330
Ferries	91,829
Loans to Creameries	5,563
Loans to Alberta Farmers' Co-operative Elevator Company, Ltd.	1,081,213
Advances to School Districts	26,557
Re Advance to Central Canada Railway Company—amount due	2,000,000
Advances re Vendors of Liquor Stores	17,000
Taxes on Forfeited Lands	17,572
Stock (King's Printer and Public Libraries)	41,784
Lacombe and Blindman Valley Electric Railway, Loan, etc.	157,862
Lacombe and Blindman Valley Electric Railway Shares	1,687
Provincial Police Buildings and Equipment	43,642
Cash in Bank	$ 1,117,191
University of Alberta Loan	2,500
Miscellaneous	995,245
Deferred Revenue	3,546,482
Deposit (in lieu of debt) in hands of Dominion Government	8,107,500
Deposit (School Lands Fund)	4,171,094
Deferred and Overdue Payments of Principal on School Lands	7,884,291
Unsold Lands, 6,909,450 Acres at $12 per Acre	82,913,400
Total	$135,952,458

LIABILITIES.

Total Bonded Debt	$ 31,500,200
Less Sinking Fund	754,050
Net Debt as at December 31st, 1918. (Including $14,500,000 self-sustaining investments.)	$ 30,746,149
Contingent Liability on Railway Guarantees (other than those under Dominion Government control)	$ 20,093,700

Coal Industry.

"For the first time in the history of Canada Alberta's Coal Production leads all the other Provinces; it even surpasses the output of the Province of Nova Scotia, which was formerly the leading Province in this respect." (Extract from the Budget Speech of Hon. C. R. Mitchell, delivered March 17th, 1919.)

The following statement gives the production in 1918:—

Domestic	3,035,061	Tons	$10,622,713.00
Bituminous	2,982,334	"	11,929,336.00
Anthracite	131,225	"	524,900.00
Briquettes	100,470	"	602,820.00
Coke	32,858	"	233,148.00
Total	6,281,948	"	$23,912,917.00

Agriculture.

Embraced in the Province are 161,872,000 acres of which it is estimated 1,510,400 acres are covered by rivers and lakes, leaving 160,361,600 acres of land. Allowing approximately 60,000,000 acres for the rough land of the eastern slope of the Rocky Mountains, other mountains and hills, together with certain waste acreage in some small sections of the Province not suitable for cultivation, leaves at least 100,000,000 acres available for cultivation. During the year 1918 about 8,000,000 acres were actually in crop and the estimated value of farm products for that year was $124,934,690.30, details of which are included in the following statement:—

	Acreage	Bushels	Yield Per Acre	Price	Revenue
Spring Wheat	3,848,424	23,090,544	6 bus.	$2.00	$46,181,088.00
Winter Wheat	44,065	660,975	15 "	2.00	1,321,950.00
Oats	2,651,548	60,322,717	22¾ "	.90	54,290,445.30
Barley	470,073	7,756,204	16½ "	1.25	9,695,255.00
Flax	95,920	479,600	5 "	3.25	1,558,700.00
Rye	47,877	825,878	17¼ "	1.50	1,238,817.00
Mixed Grains	27,989	139,945	5 "	1.00	139,945.00
		Tons			
Hay	469,000	234,500	½ ton	20.00	4,690,000.00
Alfalfa	31,390	31,390	1 ton	23.00	721,970.00
		Bushels			
Potatoes	30,000	3,750,000	125 bus.	1.10	4,125,000.00
Turnips	7,416	1,483,200	200 "	.40	593,280.00
Mangolds	1,538	307,600	200 "	.40	123,040.00
Other roots	2,552	510,400	200 "	.50	255,200.00
Animals Slaughtered and Sold					50,000,000.00
Dairy Products					27,500,000.00
Wool Clip (2,500,000 lbs.)					1,625,000.00
Game and Furs					2,250,000.00
Horticultural					200,000.00
Poultry and Products					4,000,000.00
Coal and Coke and Other Coal Products					20,979,392.75
Manufactured Products					40,000,000.00
1918					$271,489,083.05
Increase over 1917 in Live Stock on Hand					53,305,100.00
1918					$324,794,183.05

The following comparative statement indicates the importance of the Province as a wheat-producing country:—

	Spring Wheat 1916	1917	1918	10-Year Average 1908-1917
	Bus. per acre	Bus. per acre	Bus. per acre	Bus. per acre
All Canada	16.85	15.50	11.00	19.05
United States	8.8	14.1	15.5	14.
Alberta	24.95	18.25	6.00*	22.34
Minnesota	7.5	21.5	21.00	14.00
Iowa	13.00	21.5	18.7	18.7
South Dakota	6.3	14.0	18.9	11.4
Kansas	10.5	6.0	14.1	13.8
Nebraska	12.5	16.5	11.3	17.1
Wisconsin	16.6	21.2	24.2	19.3
Manitoba	10.88	16.75	16.35	17.78
Saskatchewan	16.33	14.25	11.5	17.66

*As will be noted from the column of 10-year averages, the yield in 1918 was phenomenally low, due to a combination of circumstances, but especially attributable to a rather severe frost in July—a very rare occurrence in Alberta.

The world's record wheat yield from one thousand acres previously held by Colfax County, Washington, U.S.A., has been beaten in Alberta by an average yield of Fifty-four (54) bushels and Twenty-three (23) pounds from C. S. Noble's one-thousand-acre tract at Nobleford.

The average yield per acre of Oats in Alberta also ranks amongst the highest, the 1918 average having been 36.24 bushels.

Wool Growing.

"We find now that in the Province of Alberta we are rapidly approaching first place in the production of wool, and an enormous increase in the number of sheep has been noted both on the farm and on the range." (Extract from Budget Speech of Hon. C. R. Mitchell, delivered March 17th, 1919).

The following statement shows the results for the last four years:—

	1915	1916	1917	1918
No. of pounds handled	1,570,053	2,048,340	2,086,633	2,709.584
Prices realized, cents	.25¼	.30½	.57	.60
No. of producers	860	950	1,150	1,088
Value	$396,438.38	$624,743.70	$1,189,380.81	$1,625,750.40

Dairying.

Within the last five years the dairying industry has become firmly established throughout the Province and the output of the creameries and home dairies is increasing very rapidly from year to year—in fact the development of this industry has been very pronounced.

The value of the dairy products has increased from $148,064.74 in 1910 to $27,500,000 in 1918. Natural advantages, with technical education along the best scientific lines under Government supervision, is bound to make Alberta as famous in the production of butter and cheese as Denmark and Wisconsin.

within whose jurisdiction the security is situated. By care in this respect the lending institutions of the Dominion have weathered a trying period with remarkable success, and those entrusted with their direction may be looked upon as safe pilots during the period of reconstruction, when the state ship may be in the hands of new navigators. There has been within the year but one wreck, the causes of which now being disclosed by official investigation show the carrying out of a policy totally alien to that which is characteristic of the lending institutions in Canada as a whole. While the hand of the taxgatherer has been heavy and inequitable, and that of the lawmaker also, it may be well to recall, at the close of the war period and within its compass, that no question has arisen as to excess profits, or as to undue advantage having been taken of the situation by lenders in areas within which they were not under special restrictions. They have minded their affairs prudently and presented to those interested an unimpaired capacity for useful service.

LOAN COMPANY ASSETS NEAR QUARTER BILLION

LOAN companies doing business in Canada have, according to the table given herewith, assets totalling $245,302,208. The figures are for the year ended December 31, 1918, as financial statements of loan companies are generally made up for the calendar year, and those for 1919 are not yet available. The figures given are obviously not complete, but an effort has been made to eliminate possible errors in those which are given.

Some of the loan companies, it will be noticed, date back several decades before 1900, and in point of age, therefore, compare favorably with Canadian banks, insurance companies, trust companies and other financial institutions. While some have gone down, the proportion is not large, and the management of many of the loan companies is distinctly conservative. The premiums at which some loan company shares are selling are very large.

Reserve, it will be noticed, is very nearly 60 per cent. of paid-up capital, and this does not include profit and loss accounts. Some companies leave large sums to the credit of profit and loss, and the figures, therefore, do not entirely show the financial strength in these cases.

Liabilities to the public, it will be seen, amount to about $124,000,000, as represented by deposits of $23,549,559 and debentures outstanding to the amount of $110,524,076. Owing to the high rates of interest obtainable during recent years on high-grade investments, such as government and municipal bonds, the loan companies have been confronted with substantial difficulties as regards the supply of funds. Large withdrawals were made for war loan subscriptions, and the loan companies themselves have a good record in this connection. On the other hand, the demand for mortgage loans during the war years was not so great as it would have been normally, and this to some extent counterbalanced any falling off in the supply of money.

The figures of profits for the year are apparently very incomplete, but some of the smaller companies are comparatively inactive, and did not make large profits.

NAME	Commenced Business	Paid Up Capital	Reserve	Deposits	Debentures Outstanding	Mortgage Loans	Total Assets	Profits for Year	Dividend Rate %
Brockville Loan & Savings Co., Ltd., Brockville	1885	$ 302,510	$ 115,000	$ 304,984	$	$ 711,512	$ 735,881	$	
British Mort. Loan, Stratford, Ont.	1877	500,000	410,000	760,663	977,160	1,671,833	2,680,091	73,822	10
B.C. Perm. Loan, Vancouver, B.C.		923,290	600,000		1,121,348	1,866,167	3,069,205	76,289	
Canada Landed & National Invest. Co., Toronto, Ont.	1858	1,205,000	1,205,000		3,816,095	4,801,620	6,422,606	415.795	9
Can. Mortgage Invest., Toronto		1,231,631	450,000		606,966		2,406,613		
Can. Northern Prairie Lands Co., Ltd., Toronto,	1905								
Can. Perm. Mort. Corp., Toronto, Ont.		6,000,000	5,500,000	5,461,936	14,164,351	26,318,587	31,461,387	824,532	10
The Canadian Finance & Securities Co., Ltd., Winnipeg, Man.	1907	39,304	9,000				52,049		
Can. Standard Loan, Winnipeg, Man.		103,285		11,881	2,846	87,930	121,460		
Canadian Bond and Mortgage Co., Winnipeg		1,750,000	1,750,000	1,351,693	3,616,514	1,348,944	9,104,030	203,035	10
Central Canada L. & S., Toronto, Ont.	1884	458,793				403,048	540,604	34,925	5
Colonial Invest. & Loan, Toronto		2,456,402	400,000		539,835	1,175,511	4,016,405	156,133	6
Crown Savings & Loan, Petrolea, Ont.		241,050	86,000	112,184	226,269	651,294	680,145		
Credit Foncier Franco-Canadien, Montreal, Que.	1881	9,647,667	4,198,177		37,978,145	37,103,063	55,896,156		
Dom. Savings & Invest., London, Ont.	1872	934,300	270,000	758,413	334,240	2,327,066	2,346,415		5
Dyment Sec. Loan & Savings Co., Barrie, Ont.	1902								
Eastern Canada Savings, St. John		750,000	220,500	186.851	943,480	1,637,642	2,104,345		8
East Lambton Farmers Loan, Forest		220,200	61,365	112,922	93,020	211,517	494,123		
Empire Loan, Winnipeg, Man.	1904	604,755	70,000		155,064	803,073	892,700	17,766	
Frontenac Loan, Kingston		200,000	30,000	47,169		173,199	298,306		5
Great West Perm. Loan, Winnipeg		2,412,578	964.459	691,574	1,425,301	4,247,882	5,507,435	207,879	
Grey & Bruce Loan, Owen Sound	1889	444,175	67,000	129,608	128.313	595,851	785,490		6
Guelph & Ont. Invest., Guelph		847,848	789,435	569,252	1,981,417	3,817,811	4,409,255		
Hamilton Prov. & Loan, Hamilton	1871	1,200,000	1,200,000	850,113	1,241,209	3,978,849	4,579.472		8
Home Building & Savings Assoc., Ottawa	1890								
Home Invest. & Savings, Toronto		991,928	500,000	318,539	217.840		2,172.434	106,523	8
*Huron & Erie Mortgage Corporation, London	1864	2,500,000	3,300,000	3,104,973	9,074,857	10,409,670	18,207,750	474,069	12
Industrial Mortgage & Savings Co., Sarnia	1889	633,850	375,000	743,422	663,461	2,344,766	2,441,597	69,206	
International Loan, Winnipeg		255,267					288,079		
Investors' Mort. Soc., Winnipeg		5,000,000	1,600,000		3,530,765	8,622,960	10,571,655		
Lambton Loan & Invest., Sarnia		789,750	760,000	1,007,964	485,989	2,962,806	3,101,859		8 bonus 2
Landed Bank & Loan, Hamilton	1876	1,000,000	880,000	875,885	715,085	2,909,424	3,527,773		8
London & Can. Loan, Toronto		1,250,000	900,000		2,600,263	4,272,143	4,855,958		
Midland Loan & Savings, Port Hope	1872	360,000	275,000	303.162	560,543	935,222	1,536,909	89,280	8
Montreal Loan & Mort., Montreal		600,000	700,000	146,312	171.496	1,508,147	1,716,424		10+1
Mort. Corp. of N.S., Halifax	1901	858,300	110,000	35,423	262,295	873,317	1,280,754	68,294	6
Niagara Falls Bldg., Savings & Loan Assoc., Niagara Falls	1894								
Northern Mort. Co., Winnipeg	1910	1,903,594	176,733		968,400	2,690.224	3,169,861		
Nova Scotia Savings & Bldg., Halifax	1850	935,585	174,285	131,929	479,172	1,682,510	1,736.255		6
Oxford Perm. Loan, Woodstock									
Ontario Loan & Deben., London	1870	1,750.000	2,050.000	825,414	2.424,060	5,207,977	7,132,790		9
Okanagan Loan		390.560	82,000	13,286	35,331	12,850	588,944		
Owen Sound Loan, Owen Sound		131,860		54,835	22.609	154.077	217,728		
People's Loan & Savings, London	1892	500,000	55,000	233,893	118,477	696,661	924,519		5
Peterborough Workingmen's Bldg. & Savings, Peterborough	1889								
Port Arthur & Fort William Mort.		587,804	25,000		69,593	722,551	762,047		
Provident Investment Co., Toronto	1893								
Real Estate Loan, Toronto	1883	500,000	260.000		614,944	1,132,566	1,401,393	84,742	7
Royal Loan & Savings, Brantford		600,000	425,000	469,366	973,027	1,585,025	2,496,115		8
Sask. Loan & Invest., Regina		314,243	35,000			329,612	363,047		
Saskatchewan Mort., Regina	1909	791,044	100,000			693,295	1,355.563		6
Second Investor's Mort.		1,686,925	125,000				1,892,145		
Security Loan & Savings Co., St. Catharines		524,200	145,000	310,849	103,084		1,103,934		
Southern Loan & Savings, St. Thomas	1870	900,000	250,000	444,806	729.554	2,122,476	2,371,086		
Toronto Mortgage, Toronto	1899	724.550	620,000	116,953	1,656,231	2,041,945	3,171,712	206,155	8
Toronto Savings & Loan, Peterboro		1,000,000	1,100,000	552,312	1,360.361	242.361	4,074,188	147,902	10
Trust & Loan Co. of Canada, London, Eng.	1843	3,000,000	3,000,000		12,932,765	13,264.165	19,880,850		15
Victoria Loan & Savings, Lindsay		500.000	250,000	1.666,959		2,298,231	2.508,626		
Walkerville Land & Bldg. Co., Walkerville	1890								
Waterloo County Loan, Waterloo	1913	481,802	85,000	854,034	402,301	589,994	1,846,040	41,057	6
		63,934,070	35,753,954	23,549,559	110,524,076	164,327,374	245,302,208	3,297,404	

*By unanimous resolution of the Shareholders at the Annual Meeting on February 12th, 1919, the Paid-up Capital Stock of the Huron and Erie Mortgage Corporation was increased to $5,000,000 by the conversion of $2,500,000 of Reserve Fund into Fully paid Capital Stock.

LOUGHEED & TAYLOR, LIMITED

CALGARY - CANADA

Cables—Attorney, Calgary

Codes—Western Union, Bentleys

LANDS

Farms
Ranches
Calgary City Property

BONDS

Government
Municipal
School
Corporation

INSURANCE

General Agents for Alberta—
British Traders Insurance Co., Limited
Guardian Insurance Co., of Canada
Scottish Metropolitan Assurance Co., Limited

LOUGHEED & TAYLOR, LIMITED

210 Eighth Avenue West - - - - - Calgary, Canada

JOHN STARK & CO.

Members Toronto Stock Exchange
Established 1870

ROYAL BANK BUILDING

Corner King and Yonge Streets

TORONTO

STOCKS MORTGAGES
BONDS REAL ESTATE

We specialize on all kinds of Investment Securities such as
Standard Railway, Public Utility and Bank Shares
Government, Municipal and Industrial Bonds
Mortgages on first class Toronto City Property

TELEPHONE MAIN 780
WE INVITE CORRESPONDENCE

THE

Canada Standard Loan Company

Winnipeg Investments, to yield 8%, handled and guaranteed for clients

SIX PER CENT. DEBENTURES

Interest payable half-yearly at par anywhere in Canada

PARTICULARS ON APPLICATION

520 McIntyre Block, WINNIPEG

Canadian Bond Market in 1919

Big Demand but Poor Supply at the Opening—Sterling Exchange a Factor—Record of Prices of Government, Provincial and Municipal Securities for Over Twenty Years—1919 Levels Lower Than 1918.

By C. H. BURGESS.

THE bond market for January, 1919, opened with a rush. The war was over, and most of the restrictions that had been placed upon the market were withdrawn. The Victory Loan of 1918 which was placed in such a record fashion was being absorbed, and the market committee, that had been appointed by the Minister of Finance to stabilize conditions, was abandoned at the end of February as it was impossible for them to supply the bonds that the dealers desired to secure.

There was a big demand for bonds, and practically none were on the market because institutions and municipalities had cut their expenditures to the minimum, and there was nothing ready to float. The consequence was that all bonds advanced rapidly in price. In the beginning of the year, provincial bonds which in June six months before were selling under a 6 per cent. rate, were soon purchased at about a 5.50 per cent. rate. The first large issue to come on the market were the bonds of the province of Alberta, 5½ per cent., twenty-year, sold at 99.

Market Closed for Victory Loan

The market advanced so rapidly that by May, the Victory Loan bonds, due 1937, sold as high as 107, and the Victory Loan, due 1933, sold as high as 106⅜. About this time rumors were abroad that the Dominion of Canada was contemplating putting an issue out in New York, which was afterwards done, to the extent of $75,000,000 bearing 5½ per cent., at 97 in New York. As there is about 3 per cent. difference in the exchange rate it meant that buyers in Canada could purchase these at a 5.50 per cent. rate. This upset the market very badly, and from June on the contemplated Victory Loan for 1919 was in the air, and very little confidence was felt in the prices then prevailing. However, about June when business really stopped, in view of the coming Victory Loan, prices of Dominion of Canada bonds were, for the 1937's about 106, for the 1933's about 105, and for the 1922's, and 1923's about 101. Province of Ontario bonds were selling to yield 5.10 per cent., western provinces about 5.20 per cent., Ontario towns and cities about 5.10 per cent. to 5.05 per cent., large Ontario towns and the smaller cities were selling at 5.25 per cent. to 5⅛ per cent., small Ontario towns to yield about 5⅜ per cent. to 5½ per cent., large cities in the west about 5¾ per cent. to 5⅝ per cent., large towns in the west about 6 per cent., school districts in the west about 6.25 per cent. to 6⅛ per cent.

Victory Loan Achievement

By the time the Victory Loan was launched in August there was very little business being done, and there were many expressions of doubt as to whether the loan could be floated. The Minister of Finance called in for consultation the Dominion Executive of the 1918 Loan on the 1st of August, and announced that it was decided then that the loan would be subject to income tax, the rate of interest would be 5½ per cent., the terms would be five and fifteen years, and that the date of issue would be about October 27th to November 15th. Immediately work was commenced on the organization, and after one of the most magnificent campaigns of this kind in any country, the result showed that they had secured on the last day $675,000,000. It was an achievement of which Canada may well be proud, because it was practically the only successful bond issue by any of the countries which had been engaged in the war, that was made after the war was over, that was a pronounced success.

After the loan was over the situation in connection with sterling exchange, which had been becoming very troublesome all year was most pronounced, and coupled with this, the fact that no one knew what the market was in connection with the flotation of the issue, made a very trying time for the first two weeks after the loan was over. However, three very large issues were put on the market at the time, and showed considerable drop in prices. The city of Toronto issued $2,295,000 of 5½ per cent. serial bonds. They were bought by a syndicate of American dealers at about a 5⅞ per cent. rate, and were retailed to the public at 5.75 per cent. The Ontario government had made an issue of bonds and sold to one of the banks just about the time it lost power, while the Victory Loan was in progress. This came on the market and was offered at a 5.75 per cent. rate. The province of New Brunswick issued $2,282,000 of bonds, bearing 5½ per cent., and maturing in ten years, and these were sold to the public at 5.75 per cent. These bonds were rapidly taken, and indicated to the bond dealers what might be expected, and also showed that there was a lot of money still open for investment. Large towns and small cities would have a market value of 5⅞ to 6 per cent. at the end of the year, and prospects for a good market in the coming year. The most confusing thing, however, was the sterling exchange, which enabled large blocks of Canadian bonds to be brought over here at a particularly low figure.

Approximate Prices Since 1896

The following is a record of prices of Canadian securities since 1896:—

1896-1897

Turning point from depression in Canada following collapse of real estate boom and succession of crop failures.

Provincial Governments (Ontario, Quebec and Nova Scotia), 3⅛ per cent. to 3¼ per cent.

Large cities and Ontario counties (Toronto, Montreal, London, etc.), 3¼ per cent. to 3⅜ per cent.

Large Ontario towns and townships, 3½ per cent. to 3⅝ per cent.

Village bonds, 3¾ per cent. to 4 per cent.

1899-1900

Provincial Governments, 3½ per cent. to 3⅝ per cent.

Large cities and counties, 3¾ per cent. to 3⅞ per cent.

Large towns and townships, 4 per cent. to 4⅛ per cent.

Village bonds, 4⅛ per cent. to 4¼ per cent.

1901-1904

1902.—Great industrial and stock speculation.

1903.—Reaction from speculation of year before.

Provincial Governments, about 3¾ per cent.

Large cities and counties, 3⅞ per cent. to 4 per cent.

Large towns and townships, 4⅛ per cent. to 4¼ per cent.

Village bonds, 4⅜ per cent. to 4½ per cent.

1905-1906

Provincial Governments, about 3½ per cent. to 3⅝ per cent.

Large cities and counties, 3⅞ per cent. to 4 per cent.

F. J. JAMES G. H. SNEATH

NAY & JAMES

Bond Exchange Building

Regina, Canada

Municipal Debentures
Mortgage Investments
Real Estate
Insurance

CORRESPONDENCE INVITED

Increase your Income

Shrewd Investors of average means realize the necessity of increasing the income from their investments to meet taxation and rising costs.

Our systematic investment plan will enable you to invest while you save, to buy good bonds and dividend paying stocks, and pay for them over a period of months.

You can obtain more for your money now from good investments than at any time in years. This is your opportunity.

Send for circular.

J. M. Robinson & Sons

Established 1889

11 St. John St. Montreal
Market Square St. John, N.B.
Fredericton, N.B.

Members Montreal Stock Exchange

Government and Municipal Securities

Harris, Read & Co.
Canada Life Building
Regina - - Sask.

C. E. BULL W. M. McCALL

C. E. BULL & CO.

707 Bank of Hamilton Bldg.

HAMILTON

CANADA

GOVERNMENT AND MUNICIPAL BONDS

CORRESPONDENCE INVITED

Large towns and townships, 4 per cent. to 4⅛ per cent.
Village bonds, 4¼ per cent. to 4⅜ per cent.

1907-1908

1907.—Panic year.
1908.—Recovery year.
Provincial Governments, 4 per cent. to 4¼ per cent.
Large cities and counties, 4½ per cent. to 4¾ per cent.
Large towns and townships, 4¾ per cent. to 5¼ per cent.
Village bonds, 5½ per cent. to 5¼ per cent.

1909

Great prosperity and real estate boom in Canada commences.
Provincial Governments, about 3⅞ per cent.
Large cities and counties, 4 per cent. to 4¼ per cent.
Large towns and townships, 4¼ per cent. to 4⅜ per cent.
Village bonds, 4½ per cent. to 4⅝ per cent.

1910

Provincal Governments, about 3.90 per cent.
Large cities and counties, 4 per cent., 4¼ per cent. to 4⅜ per cent.
Large towns and townships, 4½ per cent. to 4⅝ per cent.
Village bonds, 4⅞ per cent. to 4¾ per cent.

1911

Provincial Governments, 4 per cent. to 3.90 per cent.
Large cities and counties, 4⅛ per cent., 4¼ per cent. to 4⅜ per cent.
Large towns and townships, 4½ per cent., 4⅝ per cent. to 4¾ per cent.
Village bonds, 4¾ per cent. to 4⅞ per cent.
At the end of the year prices for Ontario bonds were about as follows:—
Provincial Governments, 4 per cent. to 3.90 per cent.
Large cities and counties, 4⅛ per cent., 4⅜ per cent. to 4½ per cent.
Large towns and townships, 4½ per cent., 4¾ per cent. to 4⅞ per cent.
Village bonds, 4⅞ per cent. to 5 per cent.

1912

Real estate boom commenced to fail.
Provincial Governments, 4¼ per cent. to 4 per cent.
Large cities and counties, 5 per cent. to 4½ per cent. Counties selling at about 5 per cent. City of Toronto 4½ per cent. to 4⅜ per cent.
Large towns and townships, 5¼ per cent. to 5 per cent.
Village bonds, 5½ per cent. to 5⅜ per cent.

1913

Real estate boom collapsed. Hard times.
Provincial Government debentures sold as low as a rate to yield 4.40 per cent.
Large cities and counties at 5¾ per cent. to 5 per cent. (Counties selling at about 5½ per cent., city of Toronto at about 5¼ per cent. to 5 per cent.).
Large towns and townships from 6½ per cent. to 6 per cent.
Village bonds from 6¾ per cent. to 6½ per cent.

1914

August 1st.—The commencement of the great war. German rush for Paris.

About March to May, 1914, the prices for debentures ranged as follows:—
Provincial Government debentures, 4⅜ per cent. to 4¼ per cent.
City of Toronto, 4¾ per cent. to 4⅝ per cent.
Ontario counties, 4⅞ per cent. to 4¾ per cent.
Large Ontario towns and townships, 5¼ per cent. to 5 per cent.
Ontario village bonds, 5½ per cent. to 5⅜ per cent.
Western city bonds, such as Calgary, Edmonton and Regina, 5⅜ per cent. to 5¼ per cent.
Smaller western towns sold from 6 per cent. to 5¾ per cent., and smaller places still from 6¼ per cent. to 6 per cent.
School districts and western villages from 7¼ per cent. to 7 per cent.

1915

Great war and deadlock on west front. German advance against Russia.
From March to about May prices reached their highest level or lowest yield rate. At this time, Ontario provincial bonds were selling to yield about 4.80 per cent.
City of Toronto, 4.95 per cent.
Ontario counties, 5 per cent.
Moderate Ontario cities, 5¼ per cent. to 5⅛ per cent.
Large Ontario towns and townships, 5⅜ per cent. to 5¼ per cent.
Ontario village bonds, 5⅝ per cent. to 5½ per cent.
Western city bonds (Calgary, Edmonton, Regina, etc.), about 6 per cent.
Smaller western towns, 6¼ per cent. to 7 per cent.
School districts and western villages, 7¼ per cent. to 7 per cent.
However, it was not long until these prices were materially changed, so that in the fall of the year the prices were about as follows:—
Provincial Government bonds (such as Ontario), 5¼ per cent. to 5⅛ per cent.
City of Toronto, 5⅜ per cent.
Small Ontario cities, 5⅝ per cent.
Good Ontario towns, 5¾ per cent.
Western cities (such as Saskatoon, Calgary, Edmonton), 6¼ per cent.
School districts, 7½ per cent.
Villages, 8 per cent.

1916

Supply of municipals limited; demand from a new market, the United States, large. After marketing of war loan in the fall, prices stiffened.
Dominion Government bonds yielding 5¼ per cent. to 5⅛ per cent.
Province of Ontario bonds yielding 4.80 per cent.
British Columbia and Alberta bonds yielding 5½ per cent. to 5.30 per cent.
City of Toronto and Montreal bonds yielding 4.90 per cent. to 4.85 per cent.
Saskatchewan, Manitoba and medium-sized Ontario cities bonds yielding 5.20 per cent. to 5.10 per cent.
Ontario towns and townships bonds yielding 5⅜ per cent. to 5¼ per cent.
Ontario village bonds yielding 5⅝ per cent. to 5½ per cent.
Western city bonds (Calgary, Edmonton, Regina, etc.), yielding about 5¾ per cent.
Western school districts bonds yielding about 6½ per cent.

1917

United States entered the war in spring of 1917, so that Canadian borrowing in that field practically ceased. Similarly no help could be derived from the United Kingdom.

WINNIPEG

OLDFIELD, KIRBY & GARDNER

ESTABLISHED 1881.

INVESTMENT BROKERS AND GENERAL AGENTS

MEMBERS WINNIPEG STOCK EXCHANGE

EASTERN CANADIAN JOBBERS OR MANUFACTURERS DESIRING SPACE OR BUILDING SITES IN WINNIPEG WILL FIND OUR SERVICE PROMPT AND SATISFACTORY

We recommend the Securities of the following Companies, which we have financed:

Marcus Loew's Theatres, Limited
Loew's Montreal Theatres, Limited
Loew's Ottawa Theatres, Limited
Loew's Metropolitan (Montreal), Limited
Chase Tractors Corporation, Limited
Galt Brass Company, Limited
Lazier Paper Mills, Limited
Riordon Pulp and Paper Company, Limited
Hawkesbury Electric Light and Power Company, Limited

Canada Industrial Bond Corporation, Limited
17 St. John Street, Montreal

Canada had, therefore, to be financed at home, and a domestic war loan of over $400,000,000 was successfully floated in November.

Dominion, 5½ per cent. to 5⅝ per cent.
Province of Ontario, 5.90 per cent.
Large cities and counties, 6 per cent.
Medium-sized cities and towns in Ontario, 6¼ per cent. to 6⅛ per cent.
Saskatchewan, Alberta and British Columbia provinces, 6½ per cent. to 6¼ per cent.

1918

Province of Ontario 6's, par to 100½.
Western Provinces bonds, to yield about 6¼ per cent. to 6.20 per cent.
Ontario large cities, to yield 6 per cent. (Toronto, Hamilton, London, etc.).
Ontario large towns and small cities, to yield 6¼ per cent. to 6⅛ per cent.
Ontario counties, to yield 6 per cent.
Ontario small towns and townships, to yield 6½ per cent. to 6¼ per cent.
Large cities in the west, to yield 6¾ per cent.
Large towns in the west, to yield 7 per cent.
School districts in the west, to yield 7 per cent.

1919

Province of Ontario, to yield 5.10 per cent.
Western Provincial bonds, to yield about 5.20 per cent.
Ontario towns and cities, to yield about 5.10 to 5.05 per cent.
Large Ontario towns and smaller cities, to yield 5.25 to 5⅛ per cent.
Small Ontario towns, to yield about 5⅜ to 5½ per cent.
Large cities in the west, to yield about 5¾ to 5⅝ per cent.
Large towns in the west, to yield about 6 per cent.
School districts in the west, to yield about 6.25 to 6⅛ per cent.

GROWING BOND MARKET IN MIDDLE WEST

Victory Loan was Big Event in 1919—Some Other Financing —Economy Now Looked For in Municipal Administration

By F. J. James

THE western demand for municipal debentures was not keen in the early spring of 1919, as many of those usually having funds for investment at that period of the year were already filled up; in fact had extended themselves beyond normal in order that the west's subscription to Canada's second victory loan might be swelled to the highest possible total. This is borne out by the very satisfactory amounts raised in each of the four western provinces. This condition was in a measure offset by the fact that there were comparatively few issues of western bonds marketed during the same period. Indeed it may be stated that issues of debentures by both large and small western municipalities were restricted to even below actual requirements throughout the borrowing season of 1919. Several reasons might be offered in explanation, the chief being that many aldermanic and other council boards were elected at the close of 1918 on a platform of rigid economy, even to the point of forgoing many improvements much needed and long overdue. Further, it was realized that whilst the armistice was signed in November, 1918, there was every reason that the policy of curtailment of public expenditures should be continued during the year to follow.

Telephone Extensions Required Funds

Perhaps the only public expenditure of note by municipal organizations, during the year in the west, was in extending the rural telephone systems. Only those having an intimate knowledge of life on the prairie farms can appreciate how valuable and even necessary is this convenience of comparatively modern times. It has, without question, been the means whereby many an isolated farm home has been brought into daily touch with the outside world. It has contributed in no small measure to the personal comfort, convenience and safety of those who by their physical efforts are converting our boundless prairies into attractive homesteads, and the future granary of the empire.

The summer season had scarcely passed when the finance minister made his announcement relative to the flotation of Canada's third Victory loan. This was followed by the virtual closing of the bond market. Outside of the sale of a few rural issues, no sales were effected during the autumn.

For some time prior to the opening of the campaign, all energies throughout the west were directed toward making this final war loan effort a success. The west went well beyond its allotment. Indeed the total of over twenty-one million dollars, rolled up in the province of Saskatchewan, was beyond the anticipation of the Victory loan workers, who were mindful of the fact that this province had within its bounds thousands of acres upon which little or no crop had been raised owing to the visitation of drought, hail and grasshoppers; and of the fact that the same territory had taken up some twenty-one millions of dollars of the 1917 Victory loan, and over twenty-six millions of dollars of the 1918 Victory loan, making a grand total of almost seventy millions of dollars raised in Saskatchewan during the past three years. This money had been raised from what heretofore had been considered a borrowing rather than a lending territory.

Future Financing More Conservative

Western people, as a whole, are looking forward to the coming year as a year of reconstruction and general progress. It is reasonable to expect that municipal borrowings may be in excess of the borrowings of any year during the past five years. The need for extensions of sewer, water and light facilities to thousands of urban dwellers is most urgent, and it is unquestionably in the interest of each community as a whole that these necessary improvements, for which many have waited several years, should be carried out.

The rural districts will need money, too, for the building of new roads and bridges, and for other public works postponed during the war period.

Again, the tide of immigration held up during the war period may flow in considerable volume. This, in itself, will call for an expenditure of much public money, but is it not a wise investment?

There is no doubt that the authorities spending money in the west will give careful consideration to all estimates for public improvements. The years of the war have added many recruits to the conservative element throughout our western country, and it is safe to say that improvements, suggested, that are not actually necessary, will be considered as "out of bounds."

When one considers the amount of money required for necessary development throughout the world, there would seem little prospect of money becoming plentiful or interest rates reaching a lower level than at present prevailing, and it would be well for municipalities to investigate the probability of a successful flotation of any bonds they propose placing on the market before actually submitting money by-laws to the ratepayers.

STANDARD STOCK EXCHANGE

At the annual meeting of the Standard Stock Exchange, Toronto, held on January 28th, 1919, a surplus for the year of $16,447 was reported. The following officers were elected for the year: President, L. J. West; first vice-president, P. W. Cashman; second vice-president, D. G. Lorsch; secretary-treasurer, J. P. Cannon; directors, W. J. Chalmers, H. A. Fleming, J. T. Eastwood, P. G. Kiely, J. A. McCausland.

THE CANADIAN APPRAISAL COMPANY

Limited

DURING the past fifteen years the Canadian Appraisal Company, Limited, has appraised more than 4,000 properties, scattered over every part of the Dominion of Canada. These include the leading and most representative plants of every manufacturing industry of the Dominion.

Our appraisals are prepared in such detail as to become an authoritative exhibit of values existing before a fire loss, and, therefore, a tangible, satisfactory and instantly available basis of adjustment when such a loss occurs. Our findings are impartial and equitable, and for this reason are almost invariably accepted by insurance adjusters as fair and final evidence of a loss by fire.

Owing to the wide interest which has been taken in Canada as a field for investment, our services have been in constant demand amongst the leading financial houses in the Dominion and elsewhere who have required our certificates for prospectuses issued in connection with Bonds and other securities for flotation in the English, as well as other financial markets.

Our valuations comprise land, buildings, plant, machinery and equipment, tools, water powers, etc.; in fact, all the permanent working plant of any manufacturing or other industry. Our certificate, therefore, in conjunction with the certificate of profits and liquid assets prepared by qualified accountants, furnishes a complete verification of a Company's assets.

The Canadian Appraisal Company's Service has won large and wide recognition as an important factor in modern business management, and we point with particular pride to the accompanying list of "Representative Appraisals" as evidence of this fact.

REPRESENTATIVE APPRAISALS made by
The Canadian Appraisal Company, Limited, for Financial and other purposes

Name	No. of Properties
Acadia Coal Company	4
Acadia Sugar Refining Co.	2
Algoma Steel Corporation	1
Allied Packers Incorporated	5
Ames-Holden-McCready, Limited	3
Anglo-Canadian Leather Company	2
Banks: Canadian Bank of Commerce	374
Bank of Hamilton	36
Merchants Bank of Canada	90
Royal Bank of Canada	58
Standard Bank of Canada	1
Union Bank of Canada	110
Belding-Paul-Corticelli, Limited	3
Booth, J. R.	1
Burns, P. & Company, Limited	6
Canada Bread Company, Limited	6
Canada Cement Company, Limited	11
Canada Foundries & Forgings, Limited	3
Canada Furniture Manufacturers	11
Canada Iron Foundries, Limited	4
Canada Machinery Corporation	5
Canada Starch Company	2
Canada Steamship Lines, Limited	Various
Canada Sugar Refining Company	1
Canadian Bag Company, Limited	3
Canadian Car & Foundry Company	3
Canadian Consolidated Felt Company	3
Canadian Consolidated Rubber Company	10
Canadian Converters Company	3
Canadian General Electric Company	9
Canadian Locomotive Company	1
Canadian Niagara Power Company	1
Canadian Salt Company	2
Canadian Steel Foundries, Limited	2
Canadian Woolens, Limited	3
Chicoutimi Pulp Company	1
Collingwood Shipbuilding Company	1
Coniagas Reduction Company	1
Consumers Cordage Company	2
Davidson, Thos., Manufacturing Company	1
Davies, William Company	4
Dominion Bridge Company	1
Dominion Canners, Limited	72
Dominion Glass Company	5
Dominion Sugar Company	3
Dominion Textile Company	10
Dunlop Tire & Rubber Goods Company	1
Edwards, W. C. & Company	4
Goldie & McCulloch Company	2
Gordon, Ironsides & Fares Company	10
Gunns, Limited	3
Gutta Percha & Rubber Company	1

Name	No. of Properties
Hamilton Bridge Works	2
Inglis, J. & Sons	1
King Edward Hotel, Limited, Toronto	1
Lake of the Woods Milling Company, Ltd.	66
Laurentide Company, Limited	1
Lyall, P., & Sons Construction Co., Ltd.	1
Macdonald Company, Limited, The A.	10
McClary Manufacturing Company	10
Manitoba Bridge & Iron Works	1
Manitoba Provincial Government	Buildings, Elevators, etc.
Maple Leaf Milling Company	10
Massey-Harris Company	1
Monarch Knitting Company	4
Murray-Kay, Limited	2
National Breweries, Limited	8
National Brick Company of Laprairie	1
National Steel Car Company	
New Brunswick Telephone Company	Various
North American Collieries, Limited	6
Nova Scotia Steel & Coal Company	2
Ogilvie Flour Mills Company	4
Ontario Steel Products, Limited	3
Page-Hersey I. T. & L. Company	3
Pedlar People Limited	1
Phoenix Bridge & Iron Works	1
Provincial Paper Mills	4
Rat Portage Lumber Company	4
Riordon Pulp & Paper Company	1
Robin, Jones & Whitman, Limited	Fisheries
Rolland Paper Company	2
Ross Rifle Company	1
St. Lawrence Sugar Refineries, Limited	1
Sawyer-Massey Company	1
Shawinigan Water & Power Company	1
Sheet Metal Products Co. of Canada, Ltd.	4
Sherwin-Williams Company of Canada	5
Spanish River Pulp & Paper Company	3
Standard Chemical Iron & Lumber Co.	12
Standard Clay Products, Limited	2
Steel Company of Canada	6
Steel & Radiation, Limited	3
Swift-Canadian Company, Limited	40
Tooke Brothers, Limited	2
Toronto Paper Manufacturing Co., Ltd.	1
Tuckett Tobacco Company	3
Union Lumber Company, Limited	39
Vulcan Iron Works, Limited	1
Walker, Hiram & Sons, Limited	1
Western Canada Flour Mills	3
Woods Manufacturing Company	5

Correspondence Solicited

TORONTO
ROYAL BANK BUILDING

HEAD OFFICE, 17 ST. JOHN ST.
MONTREAL

NEW YORK
EQUITABLE BUILDING

WANTED—A NATIONAL CAMPAIGN FOR THRIFT

While Vendors of Luxuries Are Conducting Successful Campaigns, Savings Institutions Make Little Effort to Encourage Thrift

BY D. MCEACHERN

"Shoppers are spending more freely than a year ago—the public does not scrutinize the price tickets so closely."
—Extract from a late report from Bradstreets.

IT is a fact of history that war and pestilence have always waste and luxury among the other evils that follow in their train. History is to-day repeating itself in our midst, and, unfortunately for this young country, the riot of extravagance occurs at a time when every ounce of energy and every dollar of capital is sorely needed for the development of resources and the extension of foreign trade. The practice of thrift being vital to the future of the country as well as to the individual, national progress will be made only in proportion to the degree of power and willingness to save possessed by the masses.

How can a real and lasting desire for the accumulation of savings be created amongst the people? The answer may be condensed to one word—education. The savings pass-book, when properly advertised, carries an attractive appeal to the widest possible circle of the public. Is the little book getting the publicity it deserves?

Little Appeal for Saving

During a recent month chosen at random the London "Free Press," one of Canada's leading dailies, circulating in the rich and thickly settled counties of western Ontario, carried a daily average total of 295 lines of bank advertising, a space about seven inches square!

What a meek and uncertain sound on behalf of thrift compared with the thunderous roar of the page upon page of alluring, purse-emptying appeals adorned with up-to-the-minute illustrations to be found in the same publication! The story of thrift and of the savings pass-book needs to be put across in a big way—and it needs it badly. An army of savers, tens of thousands strong, was recently brought into being by means of Victory loan advertising. The most casual observer can now see the rapid demobilization in progress. Not only is surplus income that should be saved being extravagantly spent, but in some cases Victory Bonds are being sold to provide funds for further revels.

Every Inducement to Spend

In a few years many millions of war bonds and savings stamps will mature. At the present rate of progress the holders will, by that time, have become masters in the art of spending. What a harvest of dollars will be garnered by the designing vendors of luxuries and questionable investments! During the war good progress in the education of savers was made, but the pressure of action-compelling argument having been removed, we now see the result. The pockets of the luxury manufacturer, the amusement-hall proprietor, and the fake promoter are fast being lined with war savings. Just here it may be in order to point out that the conscience of the man who writes savings advertising needs no shot of morphine each time he sits down to the job. The ethics of his proposition are beyond all question.

A story is told by John Stuart Mill of the experience of the Jesuits in their efforts to civilize an improvident tribe of South American Indians. Oxen were supplied to the aborigines to encourage the tilling of the soil, but it was soon found that unless carefully watched the Indians would, at the close of a day's work, kill and eat the animals, excusing their action by saying they were hungry. Simply a case of lack of ability to think for the future.

The present-day hunger is for more money to spend upon pleasure, ease, comfort and luxurious living. The lean years which may come are quite forgotten—money which should be carefully conserved is being treated like the Indians' oxen and thoughtlessly used to gratify passing whims.

Financial advertising of the human interest type being of such recent origin, the field is as yet largely undeveloped. It will take many long and weary years of individual bank effort to properly awaken Canadians to the need of thrift. The massive power of the present-day "spend-your-money" advertising descends like an avalanche upon the scattered thrift-promoting energies of individual banks, nullifying them by forceful vigor and animation of argument. The performance of a great public service awaits the powerful touch of combined financial effort. An earnest co-operative educational campaign spread over a long period should be started without delay.

The blessings of thrift should be extensively advertised by the use of big space and intensively carried to the homes of the people by the branch financial units of each community. Industry and commerce of the future await the accumulation of the savings of the present. Our war-savers are slipping—they need wise counsel, advice and inspiration. What shall the answer be—indifference? Or shall it be—a helping hand?

WAR BONDS FAVORED IN MANITOBA

Also a Small Market for Other Good Bonds, But Possibility of Extensive Sales is Doubtful

BY J. A. ANDERSON

THE bond market in Manitoba is interesting mainly from the standpoint of its vagaries and uncertainties. It is doubtful if what could legitimately be called a "bond market" exists in the province. Prior to the 1917 Victory loan, the number of bond buyers was exceedingly small outside of the limited number of institutions and trusteeships habitually engaged in the purchase of government and municipal securities.

The Victory loan campaigns have largely increased the number of bondholders, and it is probably a fact that in Manitoba there is now a larger holding of Victory bonds than the original subscription amounts; but that any considerable number of these buyers have permanently, even for small amounts, become investors is still uncertain, and the effect of the Victory loan campaign in creating a permanent class of investors in Manitoba is yet to be proven.

Limited Market for Corporation Issues

A small market has existed for high grade, high yield, established utilities and industrials. It is extremely doubtful if issues of new companies have participated to any considerable extent in this demand, but in the aggregate there have been considerable sales of the bonds of sound established utilities and industrials.

The margin of gross profit in the business of selling government, municipal and high grade bonds, does not permit in a rural community of the expensive method of personal solicitation in distribution; the hope of any considerable extension of the bond market here rests with the farmer, and until he learns that high-grade bonds cannot be sold by the same methods as can be applied to stocks of divers unestablished enterprises, the future is uncertain, although not without signs of continued gradual improvement.

MONTREAL STOCK EXCHANGE

At the annual meeting of the Montreal Stock Exchange, held on May 9th, 1919, Edgar M. Smith, of Smith, Fairbanks and Co., was re-elected by acclamation chairman of the governing committee, while C. Simpson Garland was returned unopposed to the post of vice-chairman. C. J. Hodgson was re-elected secretary-treasurer, with the following chosen as the six members of the committee: Purvis McDougall, of McDougall and Cowans; Major Hartland B. Macdougall, of Chas. Meredith and Co.; E. Ernest Gault, H. A. Ekers, of Ekers, Cushing and Co.; C. H. Branchard, of L. G. Branchard and Co., and G. W. S. Henderson, of Burnett and Co.

PROVINCE OF MANITOBA

Scientific Accounting

Scientific Accounting is the basis of the financial position of the Province of Manitoba.

The system known as the "Cash System," which lends itself so readily to misrepresentation, is a thing of the past. In its place is a revenue system of the most modern character.

The Balance Sheet is a true and correct exhibit of the public accounts, co-relating all departments.

Accounts outstanding and unpaid as at the end of the fiscal year are shown under the head of Accounts Payable.

Interest on the bonded indebtedness of the Province is charged to the date of the statement and shown as a liability.

Revenue received in advance of its having been earned is also shown as a liability.

In short, the balance sheet of the Province is just as exact and scientific as that of any of our banks or large corporations.

Salient Features of the Last Budget

Revenue surplus for the year.....	$ 322,867.00
Surplus of assets over liabilities.....	$34,200,000.00
The revenue bearing debt is.....	$19,300,000.00
Cash on hand and capital investments, including Dominion of Canada Victory Loans issues, provincial bonds, municipal bonds and school bonds	$ 7,600,000.00
The Net Debt (after deducting sinking funds)	$13,000,000.00

Average rate of interest paid during the war period on short term loans 5.42%
Average rate of term bonds during the war period.... .... 5.88%

Conserving Its Patrimony

In the Province of Manitoba it is provided by statute that all moneys coming into the Treasury as the proceeds of property disposed of may not be treated as revenue, but shall be invested in liquid securities as the Lieut.-Governor-in-Council may direct. This policy applies to minerals, as well as to lands, forests, etc. etc. Thus a fund is being built up to offset the debt of the province. In short, ORDINARY SOUND BUSINESS PRINCIPLES are being applied to the conduct of provincial affairs.

LEGAL DECISIONS AFFECTING INVESTMENTS

Dividend Declaration as Affecting Bondholders—What Constitutes Subscription for Stock

QUESTIONS relating to the issue of bonds and stocks, contracts between borrower and lender, the dealings of a broker with his clients and similar matters, are continually being handled by our courts of law, and frequently the points involved are so intricate that the higher courts are reached. A number of important decisions of this kind were handed out during 1919.

Bonds Issued for Construction Work

The case of Hyde vs. Scott, decided by the Quebec King's Bench Court, arose out of a rather interesting state of facts and the judgment of the courts lay down some important principles of company law. It appeared by the evidence that the Great Northern Construction Co. had been incorporated for the sole purpose of contracting with the Great Northern Railway Co. to build a section of the latter's line, and a sub-contract for the work was given to Ross and Co., a firm of railway contractors. The Great Northern Railway Co. was to pay for the work by mortgage bonds of the railway company of the par value of about a million and a quarter dollars, a transfer of certain provincial and federal subsidies, and also certain common stock of the railway company. The Great Northern Construction Co. was to pay Ross and Co., the sub-contractors, $450,000 cash, Great Northern Railway Co. bonds for $500,000, a mortgage on certain car shops in Quebec, and also a transfer of the federal and provincial subsidies and the common stock received by the Construction Co. In addition contracts were made with other contractors amounting to over $200,000.

From time to time calls were made on the shareholders, totaling 25 per cent., and on June 12th, 1899, a resolution was adopted by the board of directors of the construction company authorizing the collection of call number one. Three days later, June 15th, the board passed the following resolution:—

"That a dividend be and is hereby declared out of the net profits of this company earned and being earned under the contract between this company and the Great Northern Railway Company, and Ross and Company, payable in bonds of the Great Northern Railway Co. to the amount of $1,500,000 of said bonds pro rata to and as the holders of stock of this company pay in the amount of the call on the said stock."

Some Calls Paid on Stock

Under this resolution, Scott, who had paid calls totaling $2,000, received bonds of the par value of $6,000, and, after the construction company went into liquidation, Hyde, the liquidator, brought an action against Scott to compel him to return the bonds, on the ground that the construction company, contemporaneously with the subscription for and payment of its stock distributed not only the prospective profits which it might earn on the completion of the construction of the railway, but also the assets which represented the investment of its cash capital. In other words, that it not only distributed its profits, but the capital which should remain as security for its creditors, and that the only works undertaken by the construction company were the works in connection with the Great Northern Railway Co., and that the only assets were the claim for a return of the bonds sought to be enforced against Scott and the other shareholders, and possibly some shares of the common stock of the Great Northern Railway Co., of no value.

The statutory law of the province of Quebec governing the transaction provided that "no company shall declare a dividend the payment of which infringes upon or lessens the capital of the company. No dividend shall be declared or paid which has not been actually earned by the company," and the liquidator contended that the payment of the dividend or the distribution of the bonds as set forth above was illegal, for, as one of the judges expressed, "it was a case of not only counting one's chickens before they were hatched, but of cashing in on the chickens before the eggs were laid."

"At the time the construction company began to distribute these bonds among its shareholders, as profits earned and being earned, not a dollar had been paid in on the subscribed capital stock of the company, and the railway had not been constructed," said the Court. "The result of the operation was that the shareholders paid in one dollar with one hand and drew out bonds of the par value of three dollars with the other. These bonds, though at the time of doubtful value, were the only assets the company had, and it does not require a professor of mathematics to establish the result of such an operation often repeated. No provision was made for contingencies which might happen, and did happen. These shareholders were playing safe; they did not risk anything and they could not lose.

"The dividend declared by the resolution of June 15th, 1899, was not a dividend then actually earned by the company. The prospective paper profits were at most only eventual, presumed and fictitious, which a multitude of subsequent events might diminish or destroy, and the effect of such a distribution of bonds, concurrently with the payment of calls on the stock, gave the shareholders a chance for future gain without any risk of loss. I should hesitate to put the seal of judicial approval on a transaction of the character in question, and it appears to me that a distribution of the bonds amongst the shareholders of the construction company in the manner and at the time the same was made, whether considered under English law, French law, American law, or our own statutory law, was illegal and should be so declared."

Pretended Subscription for Stock

In the case of Henderson vs. Strang, decided by the Ontario Supreme Court, it appeared from the facts in evidence that Henderson was carrying on business in Toronto, and was the agent of Strang and Son, of Glasgow, Scotland, and that Henderson and William Strang, a member of the Glasgow firm, agreed to form the Henderson Co., Ltd., to take over the Henderson business, with a capital stock of $100,000 of which Strang was to have $51,000 and to pay for it by depositing that amount with the Glasgow firm as security against any advance made to the Henderson Co., Ltd.

The question then was whether Strang was a paid-up stockholder, or whether the company could proceed against him, and the Ontario Supreme Court held that such a pretended subscription was invalid and beyond the powers of the company.

"That the plan was one which the company could not act upon, I can have no doubt," said the Court. "The Act requires payment for stock, payment with interest at 6 per centum per annum upon all arrears; and, as it seems to me, it is a waste of energy to contend that there was, or was intended to be, any kind of payment in this scheme; the defendant Strang was to have the position, or power, of a paid-up stockholder without having paid anything in any real way for the stock; but there was nothing fraudulent or morally wrong in that, because he was not to be paid dividends, nor was he to obtain any other money advantage, through such nominal ownership. The plan being *ultra vires*, the defendant Strang cannot retain the position of a paid-up stockholder; nor, on the other hand, can the company put him in the position of the holder of stock upon which nothing has been paid, for the stock was not so taken, it was taken only as a part of the whole plan; neither the company, nor the Court, has any power to make, or enforce against him, a new and different contract; if the plan fall to the ground, it must fall altogether."

According to an estimate made by *The Monetary Times* in May, 1919, there were at that time 388 branches of American manufacturing plants in Canada, representing an investment of about $265,000,000. Since that time branches have been opened at the rate of about two weekly, and the present number probably reaches 450.

FIRST MORTGAGE LOANS
MUNICIPAL AND GOVERNMENT
BONDS

DOMINION LOAN
AND
SECURITIES COMPANY, LTD.

200 STERLING BANK BUILDING
WINNIPEG

E. E. HALL, PRES. J. S. LOUDON, VICE-PRES.

CORRESPONDENTS
MONTREAL, TORONTO
NEW YORK, CHICAGO
LONDON, ENG.

Correspondence Invited

THE BOND AND DEBENTURE CORPORATION OF CANADA, LIMITED

Dealers in
GOVERNMENT AND MUNICIPAL
BONDS

UNION TRUST BUILDING
WINNIPEG

CANADIAN
Bond and Mortgage
CORPORATION
ELECTRIC RAILWAY CHAMBERS
WINNIPEG, CANADA

Subscribed Capital	-	**$793,100.00**
Paid up and Reserve	-	**518,774.00**

J. C. McGAVIN, President
C. H. ENDERTON, A. R. DAVIDSON } Vice-Presidents
ROBERT F. McMILLIN, Secretary

First Mortgages on Improved Farm Lands
Current Rates of Interest
Bonds and Debentures Purchased

BROOK & ALLISON
Established 1907
Real Estate, Loans and Insurance
REGINA, SASK.

ESTATES MANAGED
VALUATIONS
RENTS COLLECTED

REFERENCES:
Sterling Bank of Canada
R. G. Dun & Co,
Bradstreets.

Money Invested on First Mortgage

STEAM RAILWAYS OF CANADA

Statistics as at 30th June, 1918 (latest available).

Name of Railway.	Total Mileage Operated.	Capital Stock.	Total Railway Capital.	Gross Earnings from Operation.	Operating Expenses.	Net Operating Earnings or Deficit.	Profit or Loss from Outside Operations.	Total Net Revenue or Deficit.
Alberta and Great Waterways	120.38	$ 50,000	$ 7,400,000	$ 90,707	$ 100,563	−$ 9,856	−$ 3,107	−$ 12,964
Algoma Central and Hudson Bay	389.76	10,000,000	20,710,800	2,000,842	1,422,226	578,615	.....	578,615
Algoma Eastern	105.08	3,000,000	5,804,500	879,158	591,427	287,730	.....	287,730
Atlantic, Quebec and Western	104.88	2,000,000	4,548,675	182,304	180,668	1,635	.....	1,635
Bedlington and Nelson	.....	1,000,000	1,000,000	.....	.....	.....	.....	.....
Brandon, Saskatchewan and Hudson Bay	80.06	2,150,000	2,150,000	49,703	144,381	−94,677	.....	−94,677
British Yukon	101.12	2,934,119	4,978,879	215,797	122,840	92,956	.....	92,956
Canada and Gulf Terminal	37.80	600,000	1,340,000	72,340	62,637	9,703	2,000	11,703
Canada Southern	879.69	15,000,000	37,630,000	15,364,792	10,126,269	5,238,522	.....	5,238,522
Can. Government Railways (International)	2,188.17	.....	.....	20,259,232	22,338,234	−2,079,001	.....	−2,079,001
Canadian Government Railways (P.E.I.)	313.82	.....	.....	653,145	1,190,379	−537,233	.....	−537,233
Canadian Northern System	10,928.18	100,000,000	419,358,227	44,067,825	38,524,266	5,543,559	.....	5,543,559
Canadian Pacific	18,643.00	556,966,803	570,096,803	150,274,101	111,569,948	38,704,152	1,594,190	40,298,342
Cape Breton	31.00	1,000,000	1,000,000	14,619	26,703	−12,084	.....	−12,084
Caraquet	87.83	1,250,000	1,750,000	105,825	105,044	780	.....	780
Central Canada	51.94	625,000	2,625,000	23,365	51,878	−28,513	.....	−28,513
Central Vermont	133.13	2,608,750	2,964,615	348,598	366,678	18,080	.....	−18,080
Crow's Nest Southern	88.28	4,295,000	4,295,000	92,763	197,317	−104,553	.....	−104,553
Cumberland Railway and Coal Company	48.00	.....	.....	129,815	115,146	14,669	.....	14,669
Detroit River Tunnel	1.45	3,000,000	21,000,000	.....	.....	.....	.....	.....
Dominion Atlantic	342.00	2,433,333	8,431,499	1,212,773	915,553	297,220	−655	296,564
Eastern British Columbia	16.19	420,000	420,000	41,650	41,650	−298	.....	−298
Edmonton, Dunvegan and British Columbia	437.07	250,000	9,670,000	664,186	546,018	118,167	13,812	131,979
Elgin and Havelock	27.00	44,900	94,900	16,056	20,598	−4,541	.....	−4,541
Esquimalt and Nanaimo	246.30	2,500,000	7,332,000	525,471	525,471	296,354	.....	296,354
Essex Terminal	21.00	300,000	720,000	119,187	88,858	30,328	.....	30,328
Fredericton and Grand Lake	35.00	140,000	605,000	150,922	86,056	64,865	.....	64,865
Grand Trunk	5,709.33	244,521,221	429,589,117	50,966,328	43,252,004	7,714,324	.....	7,714,324
Grand Trunk Pacific	2,221.31	24,942,000	198,724,100	7,855,741	8,269,814	−414,072	72,963	−341,109
Grand Trunk Pacific Branch Lines	1,160.13	1,002,000	17,788,440	1,836,685	2,455,587	−618,902	.....	−618,902
Hereford	61.44	800,000	1,600,000	69,168	155,047	−85,879	.....	−85,879
International of New Brunswick	117.06	.....	.....	165,935	336,620	−170,685	.....	−170,685
Inverness Railway and Coal Company	69.11	.....	.....	.....	.....	.....	.....	.....
Kent Northern	27.00	75,000	107,000	32,064	23,609	8,454	.....	8,454
Kettle Valley	426.37	375,000	13,905,000	607,770	646,063	−38,293	.....	−38,293
Klondike Mines	33.81	1,375,000	2,466,250	.....	.....	.....	.....	.....
Lake Champlain and St. Lawrence Junction	.....	600,000	978,000	.....	.....	.....	.....	.....
Lake Erie and Detroit River	.....	1,400,000	4,400,000	.....	.....	.....	.....	.....
Lotbiniere and Megantic	33.00	50,000	50,000	41,507	35,907	5,599	.....	5,599
Maganetawan River	1.91	.....	.....	.....	.....	.....	.....	.....
Maine Central	5.10	.....	.....	20,868	19,771	1,096	.....	1,096
Manitoba Great Northern	102.37	2,066,000	2,066,000	23,158	125,705	−102,547	.....	−102,547
Maritime Coal, Railway and Power Company	18.00	2,027,600	3,647,600	107,193	78,241	28,252	.....	28,952
Massawippi Valley	48.99	800,000	800,000	.....	313,703	−93,259	.....	−93,259
Midland of Manitoba	86.53	4,300,000	4,300,000	283,394	364,068	−80,674	.....	−80,674
Moncton and Buctouche	34.00	250,000	310,000	34,787	61,137	−26,350	.....	−26,350
Montreal and Atlantic	232.00	3,200,000	4,265,000	1,445,713	1,436,751	8,962	.....	8,962
Morrissey, Fernie and Michel	10.85	1,263,000	1,263,000	94,770	82,528	12,242	.....	12,242
Napierville Junction	30.42	600,000	600,000	293,375	201,396	91,979	.....	91,979
National Transcontinental	2,403.31	.....	.....	.....	.....	.....	.....	.....
Nelson and Fort Sheppard	63.99	2,846,800	2,846,800	55,291	108,484	−53,193	.....	−53,193
New Brunswick Coal and Railway Company	65.00	.....	.....	58,426	53,596	4,830	.....	4,830
New Brunswick and Prince Edward Island	.....	.....	.....	.....	.....	.....	.....	.....
New Westminster Southern	16.49	600,000	600,000	5,006	17,617	12,610	.....	−12,610
Northern, New Brunswick and Seaboard	19.80	298,500	595,500	.....	.....	.....	.....	.....
North Shore	10.00	98,000	133,000	.....	.....	.....	.....	.....
Nosbonsing and Nipissing	5.50	.....	.....	.....	.....	.....	.....	.....
Ottawa and New York	70.10	1,000,000	2,100,000	280,647	356,802	−76,155	.....	−76,155
Pacific and Great Eastern	199.38	25,000,000	45,160,000	.....	.....	.....	.....	.....
Pere Marquette	571.30	.....	5,870,000	3,289,199	2,035,563	1,253,636	.....	1,253,636
Philipsburg Railway & Quarry Company	6.00	124,500	164,500	.....	.....	.....	.....	.....
Quebec Central	277.00	3,381,603	9,615,009	1,962,558	1,409,308	553,249	.....	553,249
Quebec, Montreal and Southern	220.23	1,000,000	7,000,000	645,671	674,935	−29,264	.....	−29,264
Quebec Oriental	103.10	119,500	2,166,848	301,609	275,634	25,974	.....	25,974
Quebec Railway Light and Power Company	47.25	.....	.....	120,841	98,762	22,078	.....	22,078
Red Mountain	12.58	412,600	412,600	12,187	34,070	−21,882	.....	−21,882
Roberval-Saguenay	36.80	2,000,000	3,270,000	199,542	149,987	49,555	.....	49,555
Rutland and Noyan	3.78	100,000	200,000	10,657	16,532	−5,825	.....	5,875
St. Clair Tunnel	1.58	700,000	3,200,000	.....	.....	.....	.....	.....
St. John and Quebec	127.87	.....	.....	98,684	157,680	−58,996	.....	−58,996
St. Lawrence and Adirondacks	72.11	1,236,675	2,155,567	1,362,884	725,539	637,345	.....	637,345
St. Martins	30.00	99,000	189,000	14,660	18,450	−3,790	.....	−3,790
Salisbury and Albert	50.00	150,000	400,000	50,677	50,580	97	.....	97
Sydney and Louisburg	124.06	.....	.....	920,712	813,538	107,174	.....	107,174
Temiscouata	122.40	1,000,000	4,099,669	300,961	233,954	67,006	.....	67,006
Temiskaming and Northern Ontario	439.40	.....	.....	2,651,109	2,172,303	478,806	.....	478,806
Thousand Islands	7.33	60,000	100,000	46,888	32,199	14,688	.....	14,688
Toronto, Hamilton and Buffalo	181.45	4,512,500	10,542,500	2,565,708	1,667,237	898,470	.....	898,470
Vancouver, Victoria and Eastern	432.36	23,500,000	23,500,000	661,600	1,189,318	−527,718	.....	−527,718
Victoria and Sidney, B.C.	17.63	103,000	403,000	31,144	34,431	−3,286	.....	−3,286
Victoria Terminal Railway & Ferry Compy.	1.57	500	500	2,202	2,185	17	148	166
Wabash (in Canada)	245.40	.....	.....	3,635,278	3,123,997	511,280	.....	511,280
York and Carleton	10.50	105,000	105,000	9,645	8,229	1,415	.....	1,415
Final Total	51,881.83	$1,094,063,495	$1,991,880,503	$330,220,149	$273,955,435	$56,264,714	$1,679,450	$57,944,065

FINANCIAL RESULTS OF RAILWAYS

From the accompanying statistics of steam railways in Canada, which are compiled by the Department of Railways and Canals, Ottawa, it will be seen that there are over 50,000 miles operated and that the total railway capital is nearly two billion. The comparison below shows that a small increase in the mileage and in the paid-up capital took place during the year. The operating expenses, it will be observed, increased more than the gross earnings, so that net earnings show a decrease. The comparison is as follows:—

	1917.	1918.
Total mileage operated	51,359	51,881
Capital stock	$1,089,114,875	$1,094,063,495
Total railway capital	896,005,116	1,991,880,503
Gross earnings from operation	310,771,479	330,220,149
Operating expenses	222,890,637	273,955,435

(Continued on page 168)

5% First Mortgage Coupon Bonds

OF THE

Manitoba Farm Loans Association

Issued under the authority of "The Manitoba Farm Loans Act," Cap. 33, 7 George V, enacted March 9th, 1917.—An Act to Foster and Encourage Agricultural Development by Providing for Loans upon Farm Mortgages at reduced rates of interest.

Bonds issued in denominations of $25 and upwards to suit purchaser in terms of one to ten years. Interest payable half-yearly. In addition to the security behind the Bonds of First Mortgages on Improved Farm Lands, these Bonds are further

GUARANTEED AS TO PAYMENT OF PRINCIPAL AND INTEREST BY THE GOVERNMENT OF MANITOBA

4% CERTIFICATES OF DEPOSIT also issued by the Association under the powers of the Act for moneys repayable on demand. Principal and Interest guaranteed as above. Both Bonds and Certificates are free from Provincial, Municipal, School and other taxation, except duties under "The Succession Duties Act."

INVESTORS, WRITE FOR PARTICULARS TO

The Manitoba Farm Loans Association

L. McNeill, Commissioner — **Winnipeg, Manitoba** — C. P. L. FOWLER, Secretary

Calgary, Alberta

Loans, Insurance, Stocks and Bonds, Investments, City Property, Farms and Ranches.

Valuators of Farm and City Property.

A. G. CLARKE & CO., Ltd.

409 P. BURNS BUILDING

CALGARY.

Cable Address: "ESTATES," CALGARY
Code: Western Union

Bankers: Union Bank of Canada

J. H. GOODWIN LIMITED

Financial Agents

MOLSON'S BANK BUILDING

CALGARY, ALBERTA

Farm Lands
City Properties
Mortgages
Mining Properties
Estates Managed
Rental Agents
Valuations
Fire Insurance

STEAM RAILWAYS OF CANADA

Statistics as at 30th June, 1918 (latest available).

Name of Railway.	Taxes Deduction.	Operating Income or Loss.	Other Income from all other Sources.	Total Gross Corporate Income or Loss.	Total Deductions and Interest on Funded Debt. Etc.	Net Corporate Income or Loss.	Current Assets.	Current Liabilities.
Alberta and Great Waterways	$ 1,865	−$14,830	$ 23,217	− $8,387	$ 191,650	−$183,263	$1,132,961	$1,225,504
Algoma Central and Hudson Bay	31,976	546,639	134,381	681,021	788,603	−107,582	912,560	2,870,424
Algoma Eastern	3,194	284,536	2,089	286,625	329,820	−43,195	246,386	376,960
Atlantic, Quebec and Western	3,276	−1,640	60,569	58,928	20,636	38,291	160,372	2,244,552
Bedlington and Nelson								634,498
Brandon, Saskatchewan and Hudson Bay	1,072	−95,750	355	−95,394	1,868	−97,262		274,480
British Yukon	6,826	86,130	15,965	102,095	105,023	− 2,928		
Canada and Gulf Terminal	1,091	10,612		10,612		10,612	10,155	25,119
Canada Southern	603,069	4,635,453	584,162	5,219,615	4,557,409	662,206	380,835	227,185
Canadian Government Railways (International)		−2,079,000		−2,079,,001	254,191	−2,333,193		
Canadian Government Railways (Prince Edward Island)		−537,233	303	−536,930		−536,930		
Canadian Northern System	434,488	5,109,071		5,109,071	16,783,258	−11,674,187	26,431,755	112,739,622
Canadian Pacific	2,279,604	38,018,738	11,276,718	49,295,457	3,159,739	46,135,717	58,555,004	26,105,875
Cape Breton		−12,084		−12,084		−12,084		
Caraquet		780		780	10,207	−9,426	7,185	31,779
Central Canada	230	−28,744		−28,744	47,190	−75,934	799,559	533,404
Central Vermont	7,767	−25,847		−3,308	70,618	−73,926		
Crow's Nest Southern	24,690	−129,244		−129 228	6,553	−135,782	36,792	673,614
Cumberland Railway and Coal Company		14,669		14,669		14,669		
Detroit River Tunnel							296,083	90,000
Dominion Atlantic	1,682	294,882	17,000	311,882	343,176	−31,294	73,134	1,737,768
Eastern British Columbia	3,088	−3,387		−3,387	11,731	−15,119	6,847	428,628
Edmonton, Dunvegan and British Columbia	2,109	129,870	40,289	170,159	436,855	−266,695	741,353	1,708,057
Elgin and Havelock		−4,541		−4,541		−4,541		31,805
Esquimalt and Nanaimo	39,541	256,812		256,812	228,447	28,365		
Essex Terminal		−30,328		−30,328		30,328		
Fredericton and Grand Lake	269	64,596		64,596	82,408	17,811		
Grand Trunk	799,377	6,914,946	4,062,874	10,977,821	11,923,175	−945,354	47,763,943	65,469,907
Grand Trunk Pacific	49,963	−391,072	2,335,409	1,944,337	9,333,906	−7,389,568	7,455,306	29,541,228
Grand Trunk Pacific Branch Lines	23,794	−642,696	418	642,278	1,232,085	−1,874,363	192,440	12,109,030
Hereford	1,829	−87,709	21	87,688	33,707	121,396		
International of New Brunswick		−170,685	333	−170,351	17,755	188,107		
Inverness Railway and Coal Company								
Kent Northern		8,454		8,454	1,450	7,004	3,320	4,852
Kettle Valley	13,593	−51,887		−51,887	639,559	−691,447	285,905	2,536,726
Klondike Mines								
Lake Champlain and St. Lawrence Junction								
Lake Erie and Detroit River								
Lotbiniere and Megantic	900	4,699		4,699	2,106	2,592		
Maganetawan River								
Maine Central	669	427		427	3,376	2,949		
Manitoba Great Northern	671	−103,218	318	−102,900	7,196	110,096		602,913
Maritime Coal, Railway and Power Company		28,952		28,952	6,777	22,175		
Massawippi Valley	2,008	−95,268	1,402	−93,866	69,979	163,846		
Midland of Manitoba	26,251	−106,926	24,755	−82,170	82,173	164,344	123,583	793,940
Moncton and Buctouche	170	−26,520		−26,520	1,551	28,072	2,655	28,746
Montreal and Atlantic	22,582	−13,620	1,400	−12.220	117,825	130,046		
Morrissey, Fernie and Michel	125	12,116		12,116	5,080	7,035	5,652	166,672
Napierville Junction	904	91,074	2,660	93,734	58,262	35,472	188,761	77,080
National Transcontinental	23,804	−76,997	7,422	−69,574	4,663	74.238	120,803	1,027,589
Nelson and Fort Sheppard		−4,830		4.830				
New Brunswick Coal and Railway Company					5,245	415		
New Brunswick and Prince Edward Island	631	−13,242	7,616	−5,625	26	5,652		86 923
New Westminster Southern								
Northern, New Brunswick and Seaboard								
North Shore								
Nosbonsing and Nipissing	12,191	−88,347	3,769	−84,577	58,083	−142,661		
Ottawa and New York								
Pacific and Great Eastern	21,403	1,232,232	159,388	1,391,620	1,161,365	230,254	5,534,697	7,820,216
Pere Marquette								
Philipsburg Railway and Quarry Company	15,250	537,999	5,500	543,500	293,715	249,784	272,931	674,453
Quebec Central	9,654	−38,919	294,563	255,644	262,935	− 7,291	1,047,776	8,851,529
Quebec, Montreal and Southern	3,087	22,886	1	22,887	122,905	−100,017	83,271	898,422
Quebec Oriental	7,609	−14,469		14,469	126,283	−111,814	28,886	1,308,232
Quebec Railway, Light and Power Company	3,850	−25,733	35	−25,697	180	−25,878		292,516
Red Mountain	1,322	48,233	47,500	95,733	81,285	14,447	41.159	235,983
Roberval-Saguenay	8	5,883	4,000	−1,883	4,000	−5,883		
Rutland and Noyan								
St. Clair Tunnel		−58,996	216	−58,779	27,992	86,771		
St. John and Quebec	8,674	628,670	726	629,396	251,097	378,298		
St. Lawrence and Adirondacks		−3,790		−3,790	437	−4,227		
St. Martins		97		97		97	10,449	4,734
Salisbury and Albert		107,174		107,174		107,174		
Sydney and Louisburg	4,530	62,475	1,059	63,535	35.531	28,003	77,370	52,744
Temiscouata		478,806	156,484	635,290	113.024	522,265	540,507	415,120
Temiskaming and Northern Ontario	102	14,585	714	15,300	5,876	9,423	26,952	5,012
Thousand Islands	82,783	815,687	82,903	898.590	287,824	610,766	1.080,627	1,518,816
Toronto, Hamilton and Buffalo	124,903	652 621	222,696	−429,925	213,514	−643,439	182,153	1,221,046
Vancouver, Victoria, and Eastern	1,202	4,489		−4,489	17,232	−21,722	5,972	12,993
Victoria and Sidney, B.C.	1,562	1,396	223	−1,173		−1,355	13,876	150,352
Victoria Terminal Railway and Ferry Company		511,280		511,280		511,280		
Wabash (in Canada)		1,415		1,415	144	1,270		
York and Carleton								
Final Total	$4,711,262	$53,232,802	$19,627,863	$72,860,666	$54,532,437	$18,328,229		

FINANCIAL RESULTS OF RAILWAYS

(Continued from page 166)

	1917.	1918.
Net operating earnings or deficit	$87,880,842	$56,264,714
Total net operating revenue or deficit	89,892,502	57,944,065
Taxes deduction	$ 4,726,462	$ 4,711,262
Operating income or loss	85,166,040	53,232,802
Other income from all other sources	17,731,038	19,627,863
Total gross corporate income or loss	102,897,079	72,860,666
Total deductions, rents, interest on funded debt, etc.	51,175,398	54,532,437
Net corporate income or loss	51,721,679	18,328,229

SASKATOON

Saskatchewan's University and Distributing City



UNIVERSITY BRIDGE Constructed in Reinforced Concrete (Photograph taken from University Campus)

Saskatoon is Saskatchewan's Premier City for Education and as a Distributing Centre

FINANCES OF CITY ON SOUND BASIS

Total Debt, including Local Improvement Debentures September 30th, 1919		$8,704,568.14
Less Water Works Debentures	$ 823,157.05	
" Electric Light Debentures	1,477,712.10	
" Street Railway Debentures	793,035.90	
" Local Improvement Debentures	1,957,377.04	
		5,051,282.09
Net General Debt		$3,653,286.05
Less Sinking Fund in respect to Net General Debt	$ 567,879.08	
Debentures Redeemed	6,173.93	
		574,053.01
Net Debenture Debt		$3,079,233.04

No Treasury Bill or Short Term Debentures Outstanding

SINKING FUND INVESTMENTS

City of Saskatoon Debentures and Stock	$ 361,062.31	24.7 %
Dominion of Canada War Loan	501,600.00	34.4 %
Province of British Columbia Bonds	400,000.00	27.4 %
Province of Saskatchewan Bonds	75,000.00	5.1 %
Province of Alberta Bonds	120,000.00	8.2 %
	$1,457,662.31	100.00%
Cash in Bank	69,074.01	
	$1,526,736.32	

PUBLIC UTILITIES Show Surplus Revenue over Expenditure

(Year ending 31st December, 1918)

	Electric Light and Power	Street Railway	Waterworks
Operating Expenses	$229,781.13	$161,774.94	$ 71,517.56
Fixed Charges including Interest and Sinking Fund	99,908.04	53,800.86	53,706.40
	$329,689.17	$215,575.80	$125,223.96
Revenue	349,497.36	201,220.86	134,085.01
Profit	$ 19,808.19	Loss $ 14,354.94	$ 8,861.05

BANK LOAN ON CURRENT ACCOUNT at 30th September, 1919	$429,550.25
OUTSTANDING FLOATING CAPITAL LIABILITIES at 30th September, 1919	2,398.70
ARREARS OF TAXES at 30th September, 1919	592,244.94

	Population	Assessment	Tax Rate
1907	3,011	$ 6,621,337.00	20.00 mills
1918	25,000	$30,018,838.00	30.25 "
1919	25,000	$28,482,160.00	35.00 "

(Including 2.00 mills Patriotic Tax)

C. J. YORATH, City Commissioner, Saskatoon

ELECTRIC RAILWAYS OF CANADA

Statistics as at June 30th, 1918 (latest available).

Name of Railway.	Total Mileage (Computed as Single Track).	Stocks.	Bonds.	Total Capital.	Total Gross Earnings.	Net Earnings or Loss from Operation.	Total Income from Operation.	Net Income or Loss.	Dividends	Surplus or Deficit for Year.
Berlin and Northern	3.15	$ 17,800	$ 2,400	$ 20,200	$ 8,159	$ 250	$ 250	−$ 2,870	.....	−$ 2,870
Berlin and Waterloo	5.06	.....	141,763	141,763	57,926	20,396	20,560	12,975	.....	12,975
Berlin, Waterloo, Well. & L.Huron	27.96	125,000	426,000	551,000	221,339	55,998	57,959	26,295	$12,500	13,795
Brandon Municipal	10.31	.....	450,000	450,000	.....	.....	.....	.....	.....	.....
Brantford and Hamilton	23.49	300,000	660,000	960,000	207,233	88,161	88,161	−6,605	.....	−6,605
Brantford Municipal	16.56	.....	270,000	270,000	111,301	29,939	29,939	28,285	.....	28,285
British Columbia	366.06	9,173,000	7,068,138	16,241,138	3,218,697	510,183	1,659,137	718,049	349,200	−444,470
Calgary Municipal	72.00	.....	2,365,173	2,365,173	.....	187,471	204,013	91,630	.....	12,200
Canadian Resources Development	1.91	486,000	.....	486,000	95	−847	−847	−847	.....	−847
Cape Breton	31.88	1,359,000	1,096,000	2,455,000	286,902	83,442	199,878	79,175	47,790	18,702
Chatham, Wallaceburg,and L.Erie	41.71	760,600	694,500	1,455,100	130,585	32,994	32,994	−6,742	.....	−6,742
Cornwall	6.50	200,000	.....	200,000	35,263	−2,920	−2,895	−4,113	.....	−4,113
Edmonton Interurban	.....	600,000	.....	600,000	.....	.....	.....	.....	.....	.....
Edmonton Radial	53.90	.....	3,065,660	3,065,660	499,023	138,652	138,652	−98,213	.....	−137,699
Fort William	30.38	.....	1,112,000	1,112,000	147,988	40,502	40,502	−45,703	.....	−45,703
Fort Wm. Terminal Ry. & Bridge.	.....	125,000	.....	125,000	.....	.....	.....	.....	.....	.....
Grand Valley	.....	1,100,000	688,800	1,788,800	.....	.....	.....	.....	.....	.....
Guelph Radial	8.70	193,000	.....	193,000	50,149	8,869	11,434	11,434	6,119	−2,685
Hamilton and Dundas	8.78	100,000	100,000	200,000	83,746	25,854	25,854	19,613	.....	15,613
Hamilton,Grimsby and Beamsville	26.20	235,000	150,000	385,000	152,022	16,974	16,974	1,687	4,000	1,687
Hamilton Radial	31.75	111,150	160,000	271,150	173,489	4,239	4,239	−52,369	.....	−52,369
Hamilton Street	33.70	1,205,000	400,000	1,605,000	787,429	238,224	238,224	133,202	.....	36,802
Hull	31.72	292,000	.....	292,000	207,244	59,441	92,432	5,143	96,400	−34,408
International Transit Co.	4.52	150,000	160,000	310,000	140,771	53,368	55,080	45,302	.....	45,302
Kingston, Portsmouth & Cataraqui	8.00	83,100	99,250	182,350	49,809	7,292	7,795	2,819	.....	2,819
Lake Erie and Northern	54.80	1,500,000	2,317,500	3,817,500	211,237	56,262	56,262	−59,350	.....	−59,350
Lethbridge Municipal	11.13	.....	463,439	463,439	54,144	6,897	6,897	−20,013	.....	−29,970
Levis County	11.75	422,900	151,100	574,000	96,732	−16,573	−16,573	−33,356	.....	−33,356
London Street	36.10	637,480	563,000	1,200,480	442,713	97,552	97,552	59,633	17,180	7,452
London and Lake Erie	31.25	2,000,000	840,000	2,840,000	.....	.....	.....	.....	.....	.....
London and Port Stanley	44.30	.....	1,131,000	1,131,000	368,914	113,244	113,244	37,260	.....	22,493
Moncton Tramways	4.50	1,125,400	289,000	1,414,400	15,215	−6,901	−6,901	−6,901	.....	−6,901
Montreal Tramways	233.49	3,394,300	35,608,153	39,002,453	.....	.....	.....	.....	.....	.....
Montreal and Southern Counties	56.53	1,000,000	.....	1,000,000	303,216	−13,363	−13,188	−86,178	.....	−86,178
Moose Jaw	12.00	760,372	35,000	795,372	107,182	21,496	21,496	17,423	.....	5,923
Nelson	3.43	.....	81,000	81,000	14,596	969	969	−2,838	.....	−2,838
Niagara Falls, Park and River	24.48	.....	600,000	600,000	113,514	23,137	30,641	−6,329	.....	−6,329
Niagara, St. Catharines & Toronto	81.61	922,000	1,098,000	2,020,000	766,422	196,461	196,461	108,367	.....	108,367
Niagara, Welland and Lake Erie	2.17	250,000	48,000	298,000	31,606	18,890	19,360	15,762	2,500	10,262
Nipissing Central	20.16	530,000	.....	530,000	97,426	13,873	14,086	3,798	.....	3,798
Oshawa	13.00	40,000	18,452	58,452	172,990	73,674	75,586	68,856	.....	59,932
Ottawa	52.82	1,876,900	410,000	2,286,900	1,294,187	533,231	533,231	409,239	281,580	17,659
Peterborough Radial	7.34	100,000	.....	100,000	74,864	12,790	12,790	651	.....	651
Pictou County	.....	300,000	300,000	600,000	.....	.....	.....	.....	.....	.....
Port Arthur	19.57	.....	850,602	850,602	144,746	36,512	36,512	−34,312	.....	−34,312
Quebec Ry. L. & P. Co.(Citadel)	22.13	3,250,000	2,525,670	5,775,670	545,546	181,819	181,819	179,530	.....	179,530
Que.Ry.Lt.&Pr.Co(Montmorency)	41.40	.....	.....	.....	208,914	25,270	25,270	25,270	.....	25,270
Regina	34.27	.....	1,675,000	1,675,000	.....	36,382	36,382	−60,339	.....	−60,339
Sandwich,Windsor&Amherstburg	41.37	297,000	600,000	897,000	331,419	108,644	140,209	82,234	.....	82,234
Sarnia	9.25	90,000	90,000	180,000	68,954	9,642	9,642	4,190	5,400	−1,209
Saskatoon	16.28	.....	793,036	793,036	208,098	51,255	51,255	11,604	.....	−4,746
Shawinigan Falls Terminal	3.75	300,000	193,800	493,800	.....	11,131	11,131	−1,013	.....	−1,013
Sherbrooke	9.53	1,127,000	1,114,700	2,241,700	65,280	4,273	72,202	3,679	.....	3,679
St. John	.....	800,000	1,000,000	1,800,000	.....	.....	.....	.....	.....	.....
St. Stephen	.....	100,000	100,000	200,000	.....	.....	.....	.....	.....	.....
St. Thomas	6.50	85,028	.....	85,028	20,497	−208	−208	−208	.....	−208
Suburban Rapid Transit	21.02	100,000	500,000	600,000	110,439	232	33,151	−5,765	.....	−5,765
Sudbury and Copper Cliff	9.00	173,100	94,000	267,100	41,523	9,477	9,504	4,018	4,382	−363
Sydney and Glace Bay	.....	500,000	385,000	885,000	.....	.....	.....	.....	.....	.....
Schomberg and Aurora	14.40	250,000	300,000	550,000	.....	−783	− 783	−30,178	.....	−30,178
Three Rivers Traction	7.60	250,700	450,000	700,700	86,004	25,538	25,538	3,199	.....	3,199
Toronto	129.81	12,000,000	4,210,200	16,210,200	6,511,303	2,387,244	2,474,129	897,035	720,000	177,035
Toronto Suburban	19.54	1,500,000	2,628,000	4,128,000	277,412	53,200	54,056	−83,403	.....	−83,403
Toronto and York Radial	82.00	2,000,000	1,640,000	3,640,000	710,253	181,111	181,111	.....	.....	33,675
Toronto Civic	21.63	.....	2,082,737	2,082,737	306,921	36,915	36,915	−50,975	.....	−120,212
Windsor, Essex and Lake Shore	39.15	750,000	750,000	1,500,000	158,643	37,406	37,406	−21,977	.....	−21,977
Winnipeg	110.28	13,380,000	5,000,000	18,380,000	2,180,298	610,761	1,140,996	300,140	.....	147,585
Winnipeg, Selkirk & L. Winnipeg	40.84	500,000	653,200	1,153,200	145,166	44,090	70,267	26,371	.....	17,168
Windsor and Tecumseh	.....	100,000	189,000	289,000	.....	.....	.....	.....	.....	.....
Yarmouth	3.00	250,990	250,000	500,990	45,397	28,688	28,766	14,864	.....	14,864
Total	2,276.04	$73,864,820	$95,745,773	$167,453,093	$24,299,889	$6,945,834	$9,075,091	$2,925,018	$1,671,358	−$212,671

ELECTRIC RAILWAYS HAVE FINANCIAL TROUBLES

The accompanying statistics of electric railways in Canada, for the year ended June 30th, 1918, when compared with those for the preceding year, show that results were not as favorable in 1918. These statistics are compiled by the comptroller of railway statistics, Department of Railways and Canals, Ottawa. The corresponding figures for the year ended June 30th, 1919, are not yet complete, but the expenses of the railways have increased, whereas only in a few places have entire rates been granted. The volume of business continues to increase, but the financial results remain unsatisfactory.

The comparison of the above figures with those for the preceding year shows that very little additional money has been invested in enterprises of this kind. The mileage is just about the same and the capital shows very little change. The amount of bonds outstanding increased by about $5,000,000. Gross earnings show a reduction of $6,000,000, and net earnings a reduction of over $3,000,000. Several of the smaller systems, it will be noticed, did not have sufficient earnings to meet operating expenses. Total income from operation, which is made up of the net earnings and of miscellaneous incomes such as revenue from street car advertising, trackage rights, etc., was less than in 1917 by over $3,000,000. After paying interest on bonds reserve for appreciation and other fixed charges, a substantial operation of the companies realized a loss, and net income for all companies exceeded net loss by less than $3,000,000.

The amount paid out in dividends was $1,671,358, which is just over two per cent. on the paid-up capital stock. Some further items, classified as reserves and special charges, reduced the net returns still further. Surpluses totalled $1,114,490, and deficits $1,327,171, so that assuming that no more than the necessary provision was made for depreciation, sinking funds, etc., the electric roads were worse off at the end of the year than at the beginning.

INSURANCE

Labour Turn-Over is Costly

The chief executive of any large industrial organization has a pretty fair idea of the tremendous loss of time, effort and money occasioned by what is termed "Labour Turn-over"—that is, the extensive degree of change in personnel which is constantly going on in any large staff.

The hiring of new employees and their "breaking-in," until their efficiency becomes normal, is an expensive proposition. Various establishments have figured out the cost at all the way from $40 to $75 for each change, and in large concerns the proportion of turn-over is anywhere from fifty to a hundred per cent. of the entire list of employees during the year. Thus the overhead cost of labour turn-over would be anywhere from $20 to $75 per capita of the total list of employees.

Obviously, it is worth while to consider seriously any legitimate plan which will, to any considerable extent, help to reduce the percentage of labour turn-over.

To achieve such a result one thing is essential, and that is to give the employee a reasonable inducement to stay in his present employ. The simplist, most effective and most practical way of doing this is by means of Group Insurance.

Wherever it has been tried, it has achieved a notable success along these lines.

Group Insurance helps the employer because it helps the employee. It offers the worker, as a reward for continued service, something substantial, definite, timely and beyond the possibility of being juggled away from him. There is nothing visionary about it ; it is a hard, cold cash guarantee, of which he holds in his own hands the life assurance company's acknowledgment.

Group Insurance costs infinitely less than the saving it effects in labour turn-over and increased efficiency. This is proven by the experience of those who have tried it.

It will cost you nothing to look into the question. Write to

Group Insurance Department

Sun Life Assurance Company of Canada

HEAD OFFICE, MONTREAL

Remarkable Volume of Life Insurance Business

Figures of New Business for 1919 Will Probably Exceed Those for 1918 by 75 per cent.—Good Reasons for This Increase—Attitude of the Companies and Expectations of the Policyholder—Higher Status of the Agent and Increasing Financial Rewards.

By M. P. LANGSTAFF, A.I.A., F.A.S.

1914	$217,006,516	1917	$282,120,430
1915	$221,119,558	1918	$313,251,556
1916	$231,101,625	1919	$540,000,000

THE accompanying figures tell their own story. They indicate a volume of life insurance written during 1919, far surpassing anything before recorded in the annals of Canadian life insurance. The increase alone over the amount written in 1918—itself a banner year—is greater than the total amount actually written in any year before 1916. The causes of this great increase in business may be briefly stated:—

1. Depreciation in value of money and consequent need for greater amount of insurance to afford protection corresponding to that furnished by former standard of values;
2. Higher wages and general prosperity, fictitious and transient though latter may, to some extent, be;
3. Influenza epidemic with its impressive insurance lessons for the public;
4. Great advertising life insurance has received through: (a) Vast amount of insurance companies' funds invested in war loans; (b) Incalculable benefit rendered by claims paid to beneficiaries during war and influenza epidemic; (c) Governments' endorsement of life insurance implied in amounts placed on lives of soldiers.
5. Inculcation of habits of thrift during exigencies of war.
6. Greater efficiency of insurance salesmen.

Experience More Favorable

The year 1919 in life insurance was noteworthy too, for other factors besides its new business. The year 1918 had not only its lights but its very strong shadows; the year 1919 was one of universally favorable experiences. In 1918, the insurance companies were staggered by two tremendous blows, dealt in rapid succession, the like of which they had never before experienced, viz., the war claims arising from the terrific fighting when Germany made her last agonized effort in the summer of that year, and the still more numerous death claims caused by the influenza epidemic in that autumn and early winter. No stronger proof of the impregnable position of Canadian life insurance companies could be found than the vigorous manner in which they withstood these really titanic buffets. Truly did DeMorgan say, "There is nothing in the commercial world which approaches even remotely the security of a well-established life insurance office."

Nevertheless the strain of that experience was intense and the opening of 1919 found insurance officials nervous as to the possible trend of mortality for that year. It was thought that the war and epidemic, striking as they did at the young and robust lives, might have left a preponderating proportion of impaired lives on the companies' books. It was thought, too, that the autumn of 1919 might see a recrudescence of the influenza epidemic. Fortunately their forebodings were not realized and 1919 closes with an exceptionally light mortality, enabling the companies to add large amounts to their surpluses from their mortality allowances. From figures before me, I find that the actual mortality strain among the various companies is approximately only 60 per cent. of that allowed for in their premiums.

The following is a comparison of ratios of actual to expected mortality for the years 1918 and 1919, of the leading Canadian companies. (The figures for the year 1919 are a close approximation.)

Company.	1918.	1919.
A	122%	51%
B	110%	70%
C	96%	75%
D	110%	60%
E	95%	65%
F	120%	55%
G	114%	50%
H	95%	55%
I	101%	76%
J	105%	65%
K	97%	58%
L	103%	55%

NEW BUSINESS, YEARS 1914-19

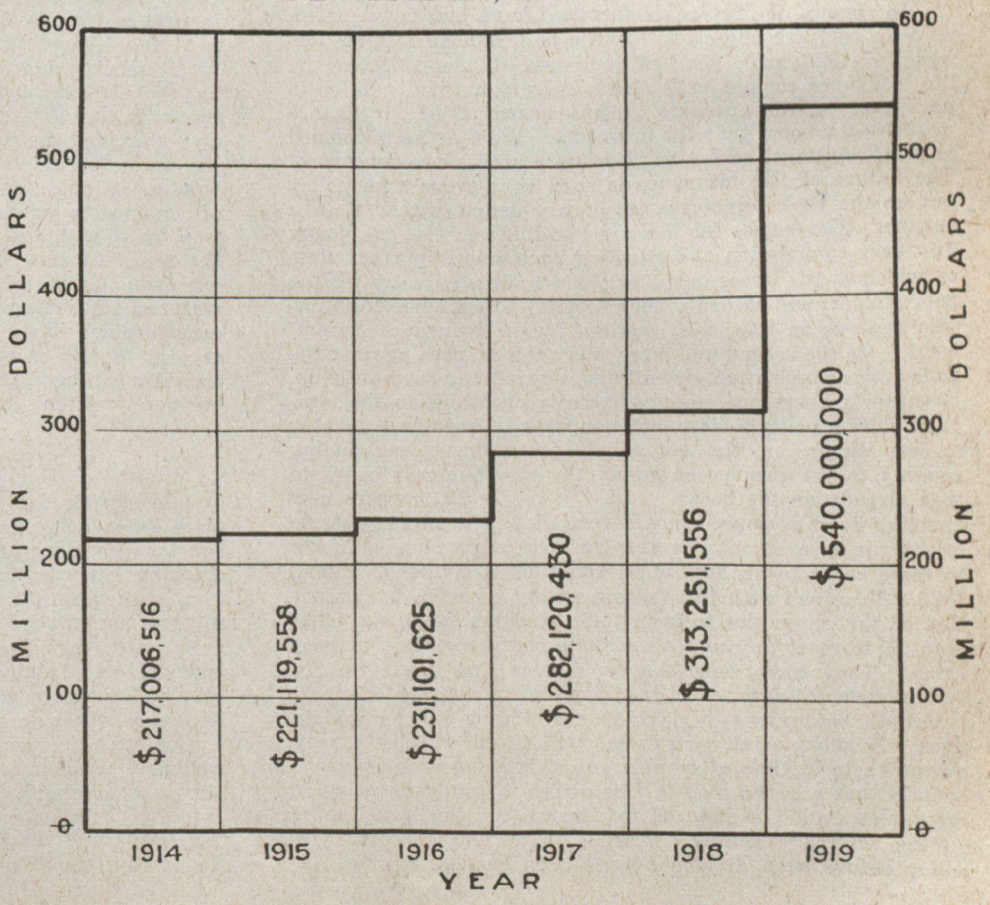

Turning to a consideration of other factors, we can say, in respect to expense that, in spite of the rapidly rising cost in living expenses, very little increase in the cost of obtaining business has taken place in 1919 over that experienced in 1918. Agency expenses follow roughly the trend of commission allowances, which do not vary markedly from year to year, and, while general expenses in both field and head office advanced somewhat, the increase should be fully compensated for by the greatly increased business production.

From the investment standpoint, too, the companies have reason to be well satisfied with the year just closed. They have again been able to fill their coffers with gilt-edged government bonds, bearing good interest rates, and certain to show appreciable advances in price. It is true that these advances may be somewhat postponed owing to the extraordinary conditions that prevail at the present time. It is, perhaps, not so much the aftermath of the war that is responsible for the industrial unrest which we have been witnessing during the past twelve months as it is the prolonged period of rapidly rising prices which always carry in their train unrest, discontent, strikes, and riots, the reason being due to the simple axiom that wages never rise as fast or as much as prices and the cost of living. Rising prices of commodities encourage, too, speculation in commodities and stocks, and have a tendency to discourage honest industry. While, then, rising prices may result in what is real prosperity for some industries, for the nation, as a whole, the prosperity evidenced is more superficial than real. Fortunately, life insurance, from the nature of its business, is not vulnerable, to any extent, in periods of reaction, much as it may fully participate in periods of expansion. We think, too, that the dollar has reached the nadir of its price, and that its recovery will be gradual rather than violent. However, that is a problematical matter for the future to reveal. So far as 1919 was concerned, the life insurance companies belonged to the institutions that enjoyed real, not fictitious, prosperity, and are certainly not threatened with any present reversal of fortune.

Does Not Mean Higher Dividends

In view of the favorable factors I have just enumerated, we may well ask ourselves, "Is the policyholder looking forward to 1920 as a year of increased dividends from the life insurance companies?" He may very naturally do so in pursuance of the accounts he has heard of life insurance in 1919—the boom year for insurance. We fear he is doomed to disappointment so far as immediate profits are concerned. The nature of life insurance is such that every new policy put on the books creates a temporary deficit rather than a surplus. The causes for this are two-fold; firstly, the heavy first-year commission and other charges, one important item of which is the government tax which falls directly on the policyholder; and secondly, the necessity to set aside the first-year reserve on the basis required by the insurance department. In the second and later years the charges against the policy are comparatively small and a surplus is soon built up. Eventually, therefore, new business is profitable to the company and its policyholders, but temporarily imposes a greater or less strain on the company's resources corresponding roughly to the proportion which the new business bears to that already on the books. In a year like 1919 where new business literally poured in, a severe though temporary strain is thrown on a company's surplus, a strain which will lead in some cases to an advisable reduction in dividends during 1920. Combined with this feature will also be the determination of the companies to keep their reserves sound and substantial to meet any and all adverse contingencies that may arise. They have seen that epidemics and scourges can sweep devastatingly over the country in this enlightened twentieth century, as did the black plague in the middle ages. A substantial reserve in such times will be a very present help in time of trouble. In this connection it might be said that a great step in this direction would be made if companies could be induced to discontinue the practice of paying arbitrary annual dividends in the early years of a policy before such dividends have been earned.

A large new business, then, does not necessarily mean a concomitant increase in the dividend allotments, and it may be asked whether a large access of business such as that experienced in 1919 is altogether an unmixed blessing. I am aware that in many insurance quarters it is rather regarded as a menace. I have heard it argued that the strain on the companies' surpluses and resources in procuring this large business is so great as to amount to a positive danger. At the risk of being thought lacking in proper conservativeness, I must confess that I fail to see the soundness of this view of the question, assuming of course that proper safeguards are taken in respect to the new business. We must not look on the agency force as occupying the role of the fisherman in Arabian Nights, who removed the seal of Solomon from the bottle he fished out of the ocean and was threatened with extinction by the Jinn who emerged out of the escaping fumes. The spirit of the new business is a good spirit, even though it does put a good deal of extra labor on the head office staff, and we trust it will stay among us and not require recorking. It will ultimately show good returns in the years to come. However, the question of how much new business a company should write is a complicated one and cannot be satisfactorily treated in the short space available.

Insurance and Price Levels

But whether entirely good or not in its effects, the big inrush of business is with us. I have heard agency superintendents claim that they have, to a certain extent, tried to stem it, to get it on a more moderate level, but without avail. The public insists on being insured and in substantial amounts, and will take no denial. Several interesting articles have appeared in the financial and insurance papers during the past year dealing with the question as to the length of time we may expect this big rush of new business to continue. Among these, one of the most instructive is that of Philip Burnet, president of the Continental Life Insurance Co. of Wilmington, Delaware, who, in a paper read before the Agency Superintendents' Convention in Chicago, pointed out that the trend in the cost of living will be one of the great factors which will determine the amount of new life insurance which will be written on this continent during the next few years. The paper is an extension of a pamphlet Mr. Burnet wrote a few years ago, where, basing his views on the striking parallel between the curve of commodity prices in the United States from 1860 to 1880, following the civil war, and the curve of new life insurance written during the same period, and gauging the manner in which new business should, on the same principle, follow the course of commodity prices during and subsequent to this recent war, he was able to make a remarkably true prediction as to the trend of new business for the succeeding years. The consensus of opinion seems to be that there will be no material slackening in the new business production for some considerable time. In Canada, moreover, the entry of several of the companies into the field of group insurance should mean considerable accessions to the gross amounts of business written.

High Returns for the Agent

In closing this article I cannot refrain from making a more extended reference to one of the causes already given for the great increase in new business. I refer to the increasing efficiency of the insurance salesman. His evolution in the last few years has been truly remarkable. Not so very many years ago, the insurance field was looked upon as a gathering place for broken-down ministers, worn-out teachers, and failures in any walk of life. The impression was an erroneous one, but still it was there. To-day the insurance salesman is recognized as a specialist with a profession. The commanding lead he took throughout Canada and the United States in the Victory loan campaigns, stamps him as a solicitor par excellence. In the Carnegie Institute School of Life Insurance Salesmanship, in the Salesmanship Courses by individual companies, in the various conventions staged by the Underwriters' Association, he obtains a

thorough training for following a profession in which the monetary rewards are not inconsiderable for those who attain the necessary skill. "Who wouldn't be a life insurance agent?" says Canadian Finance and quotes the following extract from the Toronto Globe: "Tables compiled by the Insurance Field show that out of approximately 200 leading life insurance agents in the United States, 48 have incomes in excess of $100,000 a year, 11 have incomes in excess of $200,000 a year, four have incomes in excess of $300,000, and two have incomes in excess of $500,000. One of the $500,000 incomes falls less than $5,000 short of the $600,000 mark. These incomes are earned wholly from commissions paid on life insurance, and are exclusive of the earnings of the same agents in other lines of insurance. E. A. Woods, of Pittsburgh, general agent of the Equitable Assurance Society, received the largest amount paid to a life insurance agent by an insurance company in 1918. Mr. Woods was paid over $595,000. He has been the leader of the agents of the world for a number of years, but his income last year was a record breaker. It is expected that his commissions this year will establish a new record."

And these figures refer to the year 1918, not to the year 1919 where insurance production was increased 75 per cent.

Canadian Fire Losses Still High

Estimate for 1919 Is, However, Eight Million Less than for 1918—January Was Worst Month—Many Large Fires in December — List of Conflagrations — Fewer Fatalities than in 1918.

ACCORDING to *The Monetary Times'* record, fire losses during 1919 amounted to $23,207,647, as compared with $31,815,844 in 1918, and $20,086,085 in 1917. Although there is a decrease of over $8,000,000 as compared with 1918, the average for 1916, 1917 and 1918 is exceeded by more than $6,000,000.

The loss per capita for 1919 is figured at approximately $2.90, which shows a considerable decrease as compared with 1918, but is very unfavorable as compared with former years. Various measures which have been adopted by the Dominion and by the provincial governments, with a view to the reduction of fire losses, are described elsewhere in this issue. It is as yet too early to estimate the effectiveness of such efforts, as the reduction of losses for 1919 as compared with 1918 may be merely the result of changed industrial conditions. In 1918, it will be remembered, there were several conflagrations in munition plants, involving heavy losses. As was pointed out by the Superintendent of Insurance, G. D. Finlayson, in his report for 1918, the insurance companies were very little affected by these losses, as they did not insure such risks as a general rule.

During 1919 there were two hundred and eighty-eight fires with a loss of over $10,000, which, compared with the 1918 figure, shows a considerable increase. The following are some interesting comparisons of fire waste in Canada:—

	1916.	1917.	1918.	1919.
Average monthly loss	$1,707,292	$1,673,840	$2,651,320	$1,933,970
Loss per capita	$2.56	$2.60	$4.11	$2.90
Fires with damage of $10,000 or over	216	238	256	288

The Monetary Times' record of the past four years shows the following monthly losses:—

Month.	1916.	1917.	1918.	1919.
January	$ 1,649,217	$ 1,918,660	$ 2,688,556	$ 3,915,290
February	3,275,600	2,009,953	2,243,762	1,091,834
March	1,406,501	2,050,650	1,682,286	2,154,095
April	1,460,437	1,317,714	3,240,187	1,080,070
May	1,850,205	1,163,110	3,570,014	1,785,030
June	494,557	1,184,627	3,080,982	3,337,530
July	3,039,634	1,101,734	3,369,684	1,118,377
August	1,057,109	1,230,183	3,110,445	1,374,495
September	981,703	1,301,700	917,286	1,940,272
October	1,077,815	704,605	5,119,145	1,023,288
November	923,235	959,049	1,059,580	2,339,870
December	3,271,496	5,144,100	1,733,917	2,047,496
Totals	$20,487,509	$20,086,085	$31,815,844	$23,207,647

The following table gives a list of fires of $10,000 and over, month by month, compared with five previous years:—

Month.	1914.	1915.	1916.	1917.	1918.	1919.
January	41	35	28	28	43	25
February	45	25	30	31	21	18
March	28	24	30	26	16	28
April	31	22	13	13	24	26
May	29	23	23	11	27	20
June	23	18	9	17	19	31
July	29	11	13	16	24	22
August	16	10	14	14	23	16
September	13	20	12	10	14	17
October	18	17	14	15	12	19
November	11	13	14	26	14	25
December	18	19	18	31	19	41
Totals	302	237	218	238	256	288

The largest monthly loss was in January, when two large automobile plants were destroyed in Montreal with a loss of $1,500,000. Some of the larger conflagrations during the year were:—

$1,000,000, Cadillac Motors workshop, Montreal, Que.
500,000, Jennings and Co.'s auto plant, Montreal, Que.
500,000, C. B. Mill's lumber yards, Restigouche, Que.
500,000, Terres and Racine block, Quebec, Que.
450,000, timber at Sardis, B.C.
500,000, timber destroyed by bush fires, near Vancouver, B.C.
400,000, town of Oromocto, N.B.
800,000, Brown Lumber Mills, Trois Pistoles, Que.
350,000, University of Montreal, Que.

Besides the above-mentioned, there were forty-eight fires with a loss of $100,000 and over, ranging up to $300,000.

Fewer Fatalities

There were fewer fatalities in 1919, the figure being 225, compared with 241 for the previous year. The following table, compiled by *The Monetary Times*, shows deaths caused by fire during the past eight years:—

Month.	1912.	1913.	1914.	1915.	1916.	1917.	1918.	1919.
January	27	14	26	3	10	21	28	13
February	11	21	18	11	23	19	87	26
March	24	22	27	23	23	20	34	9
April	15	11	22	14	6	15	7	27
May	18	33	8	5	14	12	10	15
June	6	18	12	2	6	9	9	28
July	9	9	8	13	268	19	6	11
August	16	29	3	14	30	12	7	24
September	6	27	9	27	6	21	13	23
October	21	15	9	7	39	23	11	16
November	22	24	14	12	12	21	3	14
December	28	13	19	11	94	15	26	19
Totals	203	236	175	142	531	207	241	225

HAIL INSURANCE PREMIUMS AND LOSSES

Losses in Some Cases Exceed Premiums—Results in Alberta Better than in Saskatchewan

THE insurance departments of Saskatchewan and Alberta have compiled figures of the premiums and losses of companies writing hail insurance in 1919. These returns are of course subject to correction when final reports for the year are secured. They give a fairly reliable indication of the results for the year, however, which were not satisfactory. The figures, with the loss ratios, are as follows:—

Alberta

Company.	Premiums.	Losses.	Loss ratio.
Alliance Assurance Co.	$ 16,427	$ 6,437	39.1
British America Assurance Co.	3,319	1,138	34.1
British Crown Hail Underwriters	48,021	15,642	32.5
British Traders' Insurance Co.	10,015	5,071	50.6
Canada Security Assurance	81,915	36,434	44.4
Canadian Indemnity Co.	6,978	2,270	32.5
Car & Gen. Ins. Corp., Ltd.	31,529	10,377	32.9
Connecticut Fire Ins. Co.	12,040	7,089	58.8
Continental Ins. Co. of N.Y.	13,933	7,626	54.1
Dominion Fire Insurance Co.	9,733	2,156	22.1
Eagle, Star & British Doms.	20,712	7,210	34.3
Employers' Liability Ass. Corp.	26,104	22,498	86.1
Excess Insurance Co.	20,578	5,832	28.3
Farmers Fire & Hail Ins. Co.	34,303	16,474	48.
Federal Ins. Co. of N.J.	13,950	21,065	151.
Fidelity Fire Underwriters	31,094	18,139	58.3
Fidelity-Phenix Fire Insurance	9,849	6,648	67.4
Fifty-fifty Mutual Hail Ins. Soc.	9,926	4,393	44.2
General Accident Assur. of Can.	9,235	542	.58
Glens Falls Insurance Co.	12,040	7,089	58.8
Great North Insurance Co.	29,018	9,075	31.2
Hartford Fire Insurance	34,688	11,151	32.1
Home Insurance Co.	112,193	46,976	41.8
Nova Scotia Fire Underwriters	38,741	16,097	41.5
Rochester Underwriters	17,767	7,897	44.4
Scottish Canadian Underwriters	4,530	647	14.2
Union Ins. Society of Canton	7,784	1,389	17.
United Assurance Co.	39,989	12,822	32.
Winnipeg Fire Underwriters	23,820	28,479	119.5
Westchester Fire Insurance Co.	12,040	7,089	58.8
Western Underwriters	6,844	338	.42
Total	$ 749,115	$ 346,098	46.2

Saskatchewan

Company.	Premiums.	Losses.	Loss ratio.
Acadia Fire Insurance Co.	$ 72,866	$ 55,035	76.9
Alliance Assurance Co.	56,715	54,979	96.94
British America Assurance Co.	52,646	47,874	87.97
British Crown Hail Underwriters	99,712	69,470	69.67
British Traders' Ins. Co.	33,237	23,559	71.18
Canada Security Assurance	81,902	64,090	78.25
Canadian Indemnity Co.	80,141	49,964	62.34
Car and General Insurance	70,239	62,902	...
Central Valley Mutual Hail	5,833	9,833	57.02
Connecticut Fire Insurance	184,719	82,200	44.51
Continental Insurance Co.	84,653	97,751	115.57
Dominion Fire Insurance Co.	60,642	56,555	93.26
Eagle, Star & British Doms.	29,449	14,238	48.35
Employers' Liability Assurance	160,870	134,976	83.9
Excess Insurance Co., Ltd.	100,754	67,411	66.9
Farmers Fire & Hail Ins. Co.	38,733	20,029	51.71
Farmers Mutual Hail Ins. Co.	59,797	52,833	88.35
Federal Insurance Co.	26,405	15,647	59.25
Fidelity-Phenix Ins. Co.	28,309	18,568	65.59
Fidelity Underwriters Agency	34,505	16,749	48.83
General Accident Assurance	41,358	39,974	86.98
Glens Falls Insurance Co.	65,182	59,168	90.77
Great North Insurance Co.	106,700	128,347	120.28
Hartford Fire Insurance Co.	181,087	128,447	70.93
Home Insurance Co.	176,724	113,814	64.4
London Guarantee & Accident	52,461	48,705	92.84
Mennonite Mutual Hail Insur.	3,271	.....	...
Middle West Insurance Co.	12,950	14,218	109.79
New York Underwriters Agcy.	50,943	40,654	79.8
Nova Scotia Fire Underwriters	42,225	50,249	119.
Rochester Underwriters Agcy.	19,305	13,025	67.46
Scottish Canadian Underwriters	4,364	2,897	66.38
Union Insurance Soc. of Canton	9,989	20,944	209.66
United Assurance Co.	40,350	34,707	86.
Westchester Fire Ins. Co.	91,092	86,088	66.76
Winnipeg Fire Underwriters	17,791	8,976	50.39
Total	$2,277,819	$1,784,896	78.3

HAIL EXPERIENCE VARIES GREATLY

The loss ratio of companies writing hail insurance in Saskatchewan has varied from 23.19 per cent. in 1914, to 132.06 per cent. in 1916, according to figures of the provincial insurance department. This year it was 78.43 per cent., and considering the fact that the cost of carrying on business is about 30 per cent. of premium income, the results were not satisfactory. The yearly ratios for eleven years have been as follows:—

Year.	Per cent.
1909	64.12
1910	43.34
1911	67.68
1912	72.07
1913	61.96
1914	23.19
1915	32.18
1916	132.06
1917	48.74
1918	41.95
1919	78.43

BURGLARY INSURANCE IN CANADA

By F. J. Lightbourne

Burglary insurance is one line that has had comparatively slight attention from underwriters in Canada, until the year 1918. In 1893 one company issued burglary policies. A second followed in 1905, and in 1910 five companies were operating, and at the end of 1919 seventeen companies were licensed to do burglary business, and practically all of them were issuing policies. For the year 1918, the last date for which government figures are available, the premium income of all companies amounted to $179,995, and it is expected that the figures for 1919 will show a very considerable increase.

Burglary policies were originally issued covering only the contents of assured's residence, or his mercantile stock, but their scope has been gradually extended, and now special forms cover "payroll robbery," "messenger and interior robbery," "contents of safes," and "banks."

The necessity for burglary insurance has greatly increased since the war, and we may look for greater activity on the part of the professional burglar and hold-up man in this field, owing to the fact that many of the states are taking drastic measures to round up criminals of this nature; it is constantly becoming more dangerous to operate in their old haunts, and it is feared that many of them may come to Canada as a comparatively new field.

All companies writing burglary insurance are members of the Burglary Underwriters' Association of Canada, and the business is being conducted with regard to sound underwriting.

SASKATCHEWAN SEEDED ACREAGE LEVY

Necessary to Levy Additional Tax Under Legislation Passed at 1919 Session

LEGISLATION providing for the levy of an excess seeded acreage rate, under the provincial hail insurance scheme, was passed at the 1919 session of the Saskatchewan legislature, and the poor results experienced by the municipal system, as well as by the companies doing this business, justified this extra provision. In a recent statement, E. C. Hingley, secretary of the Saskatchewan Municipal Hail Insurance Association, reviewed the results for the year, after outlining developments up to the end of 1918, as follows:—

"The 1918 hail insurance convention, recognizing that the four-cent rate would not in future years provide sufficient revenue to pay all the losses in full, adopted the following resolution practically unanimously: 'That this convention is in favor of the revenue of the association being increased by the continuation of the present flat rate of four cents per acre, together with an automatic seeded acreage assessment.' The provincial government acceded to the request and in February, 1919, legislation was passed permitting the association to 'fix an additional rate per acre to be levied on all the land of an owner under cultivation in excess of forty acres, such rate to be collected in the same manner as the flat rate.'

"It may be well to point out here that the Act and the affairs of the municipalities operating under the Act are administered by a board of directors who are all elected by the representatives of the municipalities attending the annual convention. The board of directors did not decide to put into force the powers necessary without first getting instructions from the annual convention.

Provided for Excess Rate

"The annual convention held in Regina, March, 1919, debated the matter very fully and finally adopted the following resolution:—

" 'That this convention recommend to the board of directors that provision be made to levy a seeded acreage assessment if necessary to meet the losses and the expenses in full for the year 1919, provided such assessment does not exceed 25 cents per acre.' In accordance with the wishes of the convention the board decided that if an additional rate was necessary this year the same would be levied.

"The principal features of the Act in the spring of 1919 were these: The flat rate of four cents per acre would still be collected; an additional rate upon the cropped land would also be collected; the indemnity would remain the same, $5 per acre for total loss. The withdrawal privileges were still further widened. Any farmer could withdraw his land, paying no hail insurance taxes whatsoever and date of withdrawal was extended to June 15th, so that any farmer that had his crop blown out before that date could withdraw his land and escape payment of the tax when it was levied. A considerable number of farmers in different municipalities did withdraw their lands, some for the full period of ninety-nine years.

Damage Was Very Heavy

"The year 1919 proved to be a very disastrous year for hail losses. The heaviest storm occurred on July 1st, this storm cost the association over $1,000,000, the losses in nine municipalities amounting to over $900,000. The municipalities suffering the heaviest losses this year are those which have not during the past seven years sustained serious loss, and they have provided a large proportion of the moneys used to pay the losses in previous years to the farmers in other municipalities. The most unfortunate part of the situation has arisen through so much crop having been destroyed by wind, drought, grasshoppers, insects and gophers. Some farmers cannot see why they should be called upon to pay hail taxes when they have no crop themselves, so that some other farmer may be paid for his hail loss. No doubt it will be a serious hardship to some farmers to pay the tax imposed, but how can they now be relieved when they did not withdraw their lands at the proper season?

"The taxes which are now imposed cannot be cancelled by either the council of the municipality or the association. To do so would be a breach of faith, as there would not be enough taxes collected to pay the farmers who have sustained actual hail loss. If any taxes are cancelled because the farmers have no crop, then the only logical conclusion would be to cancel all the taxes, which would leave the 1919 claimants with 35 cents in the dollar as a settlement of their claims."

Amendments to be Requested

The new situation was considered at a convention held in Regina on November 13. The present law and its administration was approved, and it was also decided to ask the government to amend the Act to permit the annual convention to fix a maximum additional rate, which it was suggested should be 30 cents per acre. Regulations necessary for the securing of information, with suitable penalties, were also considered. New rules as to withdrawal may also be asked. It was also agreed that commissions for the work of assessment and collection should be paid direct to the municipal council rather than to the secretary-treasurer. The amount to be paid was left to the directors, who are of the opinion that it should not exceed one-fifth of a cent per acre upon all assessable land in the municipality. An amendment will also be asked empowering the association to levy for the purpose of building up a reserve. The amount to be raised for this purpose was left to the directors, but the consensus of opinion was that such an assessment should be made only in years of small losses.

ALBERTA TRIES OUT FIRE PREVENTION ACT

In a review of fire prevention activities in Alberta during 1919, R. L. Nicolson, who was deputy fire commissioner for the province until January 1st, when he resigned to enter the service of the Union Casualty Co., of Winnipeg, said:—

"The Fire Prevention Act was brought into force by proclamation July 1st, and a campaign was at once initiated by the department for the purpose of making the citizens acquainted with the danger attached to various fire hazards, the enormous loss by fire waste and the very considerable improvement that could be effected by the taking of ordinary care. Literature was prepared and distributed, arrangements were made for the observation of fire prevention day, October 9th, and an inspection crew was placed on the road to visit towns and villages and give advice and help in cleaning up.

"Fire prevention day was observed throughout the province, particularly by the schools and higher educational institutions, where addresses and demonstrations were given by officials of the fire prevention branch, of the city fire departments, and also by local municipal authorities throughout the province.

"Through the distribution of educative literature and newspaper ads dealing with the main causes of fire and suggested means of precaution, a great deal of interest has been awakened among the local fire chiefs and their assistants in districts organized for fire protection, and also among the officials of municipal districts in unorganized vicinities. In both cases the department has greatly assisted by their willing co-operation.

"In the few months the Act has been in force the inspectors in the field have covered a large part of the province taking in approximately ninety towns and villages. The 'clean-up' orders given by them have, generally speaking, been complied with and a very commendable spirit shown both by the local officials and the citizens of the respective vicinities."

At a meeting of the Winnipeg Life Underwriters' Association on December 29th, it was decided to raise the annual fee to an amount sufficient to meet expenses, instead of meeting deficits by voluntary contributions, as had been done for several years past.

FOREST FIRES IN THE WEST

All Four Provinces Had Heavy Losses—Fire Ranging in Forests and on Railways

OWING to an unfortunate combination of adverse factors, the present fire season has proved to be one of the most disastrous to the Canadian forests over a period of twenty years. In the first place there was very little snow last winter and when this disappeared early in April it was followed by an abnormal period of drought and continuous, high, variable winds, which in some parts, and more particularly in southern and central Alberta, have continued up to the present time. Coincident also with this failure of precipitation, the water in the lakes and streams has never before, in the memory of old settlers, been so low as during the past spring and early summer. In the Canadian Forestry Journal for September a useful summary of forest fires during the year, in the western provinces, was given, as follows:—

Manitoba

"The first serious fires to attack or threaten the forest reserves broke out along the east side of the Porcupine Forest Reserve in Manitoba early in May. These appear to have been settlers' clearing fires that by accident or design got beyond control and resulted in very heavy loss of merchantable timber in licensed berths and of young growth outside. In the other Manitoba reserves no fires of serious magnitude have as yet occurred, although the danger has been acute and many small fires have been fought and extinguished. A factor which increased the difficulty of protecting the reserves is that the labor famine during the past two or three years has made it almost impossible to maintain the boundary fireguards as efficiently as is necessary.

Saskatchewan

"During the latter half of May extensive and serious fires raged throughout northern Saskatchewan and did great damage to the forest reserves. It is now believed, however, that the loss is not so great as at first feared, but so far the forest officers have been so busy in patrolling and in fighting incipient fires that definite reports are still awaited. The reserves south of Prince Albert appear to have escaped any considerable injury this year up to date. The most noteworthy cause of the widespread fires in northern Saskatchewan appears to have been the unregulated use of fire by settlers, in clearing their lands. The excellent "Forest Fire Act" of Saskatchewan is in this regard largely a "dead letter," because as yet the provincial government has made no organized provision for requiring the settler to secure a fire permit before setting out fire. It is to be hoped that this important section of the Act will hereafter be enforced.

"In summing up the general situation in Saskatchewan, the district inspector says in an interim report dated June 11th: 'Starting about a month ago one was, in travelling about the country, amazed at the number of land and meadow clearing fires set out and apparently running at will along the southern boundary of our reserves and fire ranging districts from one side of the province to the other. These fires during the last three weeks swept north almost in a solid line into the reserves and ranging districts. With the extreme weather conditions at the time all efforts to check them were futile. The loss on the reserves and fire ranging districts cannot at the moment be even guessed at, but it is certain that it is large. Every one of the northern reserves was to a large, but unknown extent, burned over. However, I am of the opinion that when we have had an opportunity to map in the burned areas these will probably not be as large as at present is feared.'

Alberta

"Coming next to Alberta we are confronted with an exceedingly grave condition of affairs. By the middle of May the reserves in southern and central Alberta had become dry as tinder, and indeed the fire situation generally throughout Alberta became extremely serious. By careful patrolling and good fortune the Crowsnest forest was kept free of fire until early in June, when a destructive fire which killed at least fifteen million feet of valuable timber, broke out in the Porcupine hills. This fire was finally extinguished after a three weeks' fight.

"Perhaps the worst fire so far reported on any of the reserves is the Sheep Creek fire in the Bow River forest. This tremendously destructive conflagration originated through the carelessness of a railway laborer who failed to properly extinguish a fire made to boil a pot of tea. It escaped into the Lineham Lumber Company's slash on May 22nd, and continued to spread until about July 15th, in spite of every effort by hundreds of men to get it under control. In the interval the timber loss has been enormous, as several timber limits have been wiped out and very large areas of promising young growth destroyed. It is estimated that fully fifty million feet of fine saw-timber has been killed by this fire up to date.

"Near the end of May a second great fire broke out on the Stony Indian Reservation west of Calgary, and soon spread to the forest reserves in the Ghost River Valley. This very destructive fire has been fought by a small army of men for seven weeks, and, the latest report received, dated July 16th, states that it is not yet under effective control. Again, in early June another large fire started in the Sarcee Indian Reservation and finally spread westward up the Elbow River, extending, however, only a short distance into the forest reserve. It was finally placed under control on July 13th. Meantime another very large fire started farther north, between the Red Deer and Clearwater Rivers. Our latest report, of July 16th, shows this fire running south into the Bow River forest and so far defying all efforts at control. As to the exact extent of the damage occasioned by any of these fires, no definite reports are yet available.

"The Brazeau and Clearwater forests appear to have sustained very considerable damage, at least three large fires having occurred on each, but owing to rather more favorable rainfall conditions farther north the Athabaska and Lesser Slave forests have fortunately escaped so far with comparatively light fire losses.

British Columbia

"On the British Columbia reserves also the fire hazard for a time was considerable, but our protective organization succeeded in carrying them through this danger period without experiencing any serious fires.

Fire Ranging Districts

"With the exception of the districts in British Columbia an abnormally serious fire situation is reported to have occurred on all the fire ranging districts. The chief fire ranger at The Pas says: 'This is the worst fire season that the west has seen for twenty years—woods all dry as tinder even in the muskegs.' In Prince Albert fire ranging district heavy losses are reported, and in the Battleford district twelve large fires had occurred before the end of April, covering some 55,000 acres. No Battleford May or June reports are yet in hand, but it is certain that they will tell of still more widespread destruction in this part of the west, In regard to the region north of Edmonton, the district ranger says: 'All through this district large fires have occurred.' One of these fires destroyed the town of Lac la Biche, and the chief ranger reports that another—the one which swept timber berth No. 1900—killed some fifty-five million feet of merchantable timber. A May report from Fort McMurray shows that the same condition of danger and loss from fire has been experienced this season even in the Mackenzie Basin.

Railway Fire Ranging

"From reports received, it is evident that the Railway Fire Ranging Service has done some excellent work this season. For instance, of the numerous fires reported in April, practically all were extinguished before burning over more than 10 to 30 square yards, thus demonstrating the efficiency of the patrol system employed. With reference to the fires on forest reserves in general, and those in Alberta in particular, it must not be forgotten that the war greatly depleted the administrative and ranger force and also largely stopped the construction and proper maintenance of pro-

A True Business Story

Two business men in Toronto adopted several safeguards for protecting their business.

They installed automatic sprinklers. They bought a cash register and a cheque protector. They bonded their employees. They carried fire policies. They bought an expensive safe. In fact, they adopted nearly every safeguard that they could think of, and felt sure that nothing less than an earthquake could interfere with their progress and prosperity.

Business was good and the bank and the wholesale houses were giving them considerable credit.

But, something happened—something they had not counted on to happen for many years to come. Pneumonia carried off one of them.

The wholesale firms made inquiries as to whether the business was to be continued. The bank asked to have a note taken up at maturity without fail. The widow decided to withdraw her late husband's share of the business. To make a long story short, the business was closed at a loss to the surviving member, a loss to the widow, a loss to the bank, a loss to the creditors, in fact, a loss to all concerned.

The partners had overlooked one of the most important means of protecting their business—a Canada Life

Commercial Protection Policy.

That would have saved the business. The spot cash would have cleared off the bank note in full. The widow would have received the value of her husband's share without loss. The creditors would have been satisfied. And the surviving member would have had surplus cash on hand.

No business is fully protected without Commercial Protection Insurance.

CANADA LIFE
ASSURANCE COMPANY

Dear Sirs:—Without obligation on my part, please send particulars of your Commercial Protection Policy.

Name .....

Address .....

Born ..... day of ..... 18.....

Name of Business .....

tective improvements such as trails, telegraph lines, lookout towers, and fire-guards. With normally effective protective machinery and good laws properly enforced governing the burning of slash by lumbermen and settlers, there is every reason to believe that even in such an abnormally dangerous season as the present, the forest can be adequately safeguarded from fire loss."

CANADIAN HAIL UNDERWRITERS' ASSOCIATION

At the annual meeting of the Canadian Hail Underwriters' Association, held in Regina on November 20th, W. A. Smart and H. H. Campkin, both of that city, were elected chairman and secretary, respectively. Mr. Campkin has been secretary for some time past. H. E. Anderson, of Moose Jaw, was elected vice-president, and the following will constitute the executive for 1920: Manitoba representatives, W. H. Hurd and W. J. Wilcox; Saskatchewan, C. W. Bolton and the chairman; Alberta, J. H. Redding and J. H. Johnson. Figures were submitted showing that the companies had had a varied experience this year, the loss ratio ranging from 45 to 120 per cent. of the premium income. Thirty-two of the thirty-five companies doing business in the three provinces were represented.

LIFE COMPANIES' WAR LOAN RECORD

On page 182 will be found *The Monetary Times'* record of war loan subscriptions of life insurance companies doing business in Canada. This shows the amount subscribed and allotted for each loan, including conversions, and the figures therefore, do not show exactly the amount of new money subscribed for each loan. Many of the companies in addition to turning in some of their bonds on new loans, also resold some upon the market.

The totals subscribed by and allotted to the life companies were as follows:—

	Subscription.	Allotment.
First war loan	$ 14,322,500	$ 13,967,500
Second war loan	17,542,700	9,843,400
Third war loan	31,020,000	21,247,800
First Victory loan ...	51,967,400	45,068,100
Second Victory loan ..	49,390,550	39,190,550
Third Victory loan...	70,871,000	53,221,000
Totals	$235,114,150	$182,538,350

MEASURES FOR MORE PROVINCIAL REVENUE

The report of the Assessment and Taxation Commission of Manitoba is now in the hands of the provincial treasurer. It recommends, it is understood, a provincial income tax, an increase in succession duties, and the levying of school taxes by municipalities instead of school districts, as is the present method. A tax on the net income of business houses in the province will also be recommended. At the present time taxes are levied by municipalities generally on a percentage of the actual value of the property. It will be recommended, in the report, that all taxes be levied on the true valuation of the land and that the necessary valuators be appointed by the government.

The plan to establish a civic income tax scheme for Winnipeg is to be taken up at a special session of the city's legislative committee. Practically the same basis as was proposed last year, which affects all persons earning $1,000 or more per year, is to be adopted and submitted to the legislature for approval.

Winnipeg's fiscal year is to be changed to begin with January 1st, 1920, which will mean taxes being paid next August instead of in October and November, as hitherto. Civic estimates will have to be handled in January and February.

RAILWAY BOARD HAD BUSY YEAR

Application of Bell Telephone Company, and of Express Companies, For Higher Rates Were Among Work of the Year

ALTHOUGH very few extensions were made in 1919 by Canadian railways, or by other public services over which the Board of Railway Commissioners exercises supervision, nevertheless a large number of important questions came up for settlement. Two of these, the applications of the Bell Telephone Co. and of the express companies for higher rates, resulted from rapidly rising costs of operation. temporary increases were granted to the Bell Telephone Co., but no decision based on the extensive evidence received in connection with the express companies case has as yet been announced. The large number of new factories being built, and existing plants extended, also brought numerous applications for sidings, etc., which occasioned much detail work for the board.

Important Decisions

The following is a list of the more important judgments issued by the board in 1919:—

(1) Judgment of Chief Commissioner Sir H. L. Drayton, March 15th, 1919, in re Railway Freight Rates; this was in connection with freight rates on sugar consignments.

(2) Judgment of Commissioner McLean, April 24th, 1919, in re Bell Telephone application for increase in Rates, also Commissioner Boyce's judgment in the same matter.

(3) Judgment of Commissioner McLean, June 26th, 1919, in re Rates on Newsprint paper; this was in connection with the complaint of the Ontario Paper Co. against the rate of 22 cents per 100 pounds, charged by the Grand Trunk on newsprint from Thorold, Ont., to Chicago.

(4) Judgment of Chief Commissioner Sir H. L. Drayton, July 17th, 1919, in re Express Case.

(5) Judgment of Chief Commissioner Drayton, August 1st, 1919, in re Switching Charges on Grain.

(6) Judgment of Assistant Chief Commissioner McLean, September 9th, 1919, in re Increased Passenger Fares.

(7) Judgment of Commissioner Goodeve, September 9th, 1919, in re Track Scale and Dunnage Allowance.

INDUSTRIAL INSURANCE IN 1919

"So far as can be judged at the present time, the year 1919 has been one of the most prosperous in the history of industrial life insurance in Canada," said W. B. Robinson, agency supervisor of the industrial branch of the Mutual Life and Citizens' Insurance Co., in an interview with *The Monetary Times*. "For a time, the general strike in Winnipeg, and the sympathetic strikes which spread throughout the west, and to a more limited extent to the east of Canada, had an adverse effect, and for a period considerably curtailed production. However, the recovery was rapid and so complete that the effect of the strikes proved only a minor incident in the operations of the year as a whole. When the final figures for the year are completed it will be found that the increase in premium income is probably the largest of any year in the history of industrial life insurance in the Dominion. The substantial progress being registered during the final quarter of this year would appear to indicate a most prosperous year for 1920. There has been no material change in the form policies issued by any of the leading companies."

GREENSHIELDS TO OPEN TORONTO OFFICE

The Montreal stock brokerage firm of Greenshields and Co. is about to open a branch in Toronto, where premises situated in the central part of King Street have been secured. The formal opening of the new office, it is expected, will take place in the near future. The branch will be under the managership of Lieut.-Col. J. Fred. McParland, D.S.O., who served with the Canadian Field Artillery in France.

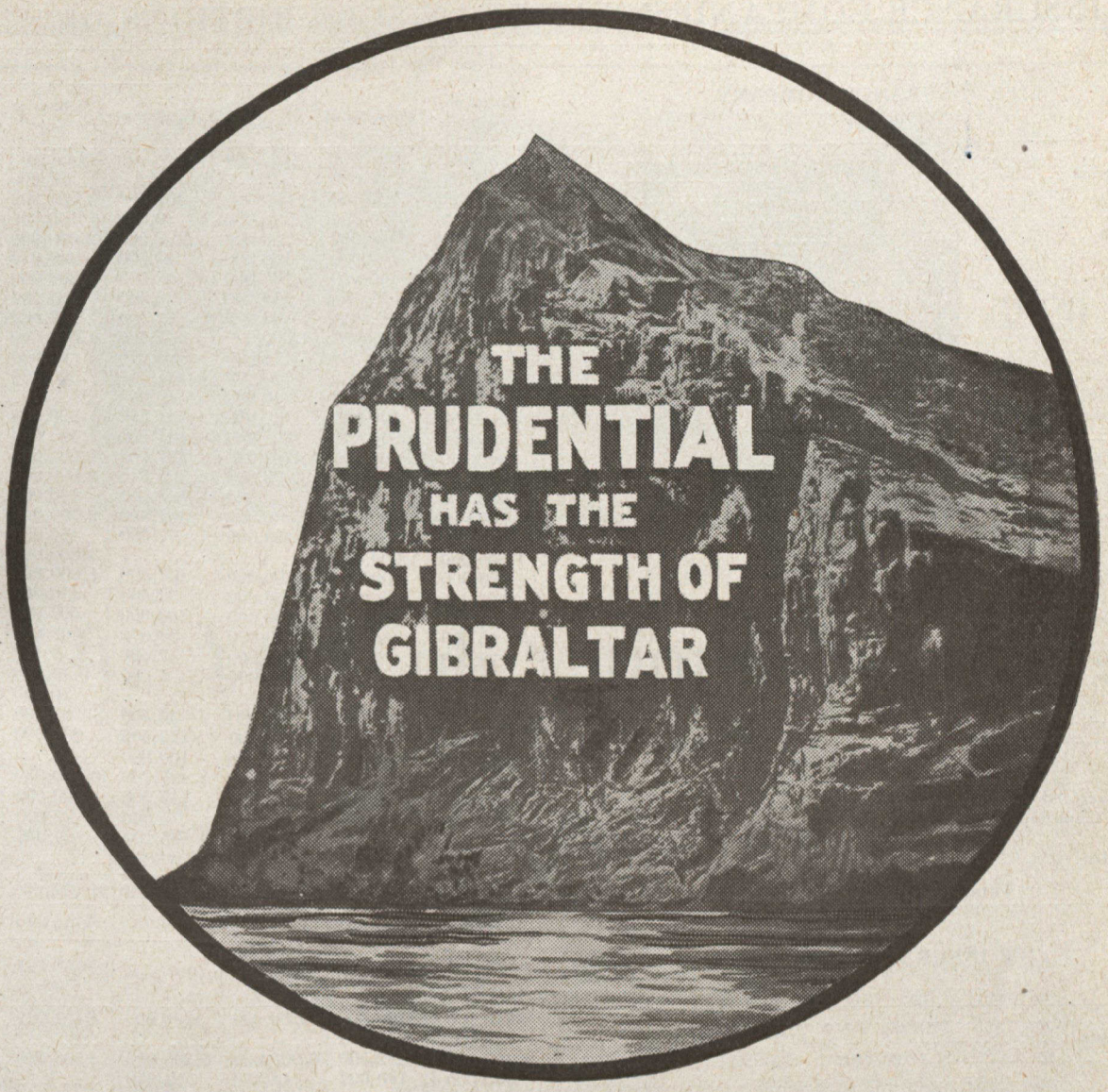

The Prudential is Popular in Canada

because it sells good life insurance; it pays claims promptly; it furnishes employment to hundreds of Canadians; it invests heavily in Canadian securities; it furnished money to hundreds of Canadian homes in the "Flu" epidemic; it paid claims on hundreds of Canada's war heroes; its policies are backed by hundreds of millions of dollars assets.

LOOK UP THIS PRUDENTIAL POLICY:

It gives life insurance protection, with Monthly Income for life, in case of total disability, and many other benefits, all at low cost.

The Prudential Insurance Company of America

FORREST F. DRYDEN, President HOME OFFICE: NEWARK, N.J.

INCORPORATED UNDER THE LAWS OF THE STATE OF NEW JERSEY

Founded by John F. Dryden, Pioneer of Industrial Insurance in America

LIFE INSURANCE COMPANIES' WAR LOAN SUBSCRIPTIONS

COMPILED BY THE MONETARY TIMES

LIFE INSURANCE COMPANY	First War Loan		Second War Loan		Third War Loan	
	Subscription	Allotment	Subscription	Allotment	Subscription	Allotment
Aetna	$525,000	$525,000	$100,000	$100,000	$250,000	$250,000
British Columbia	20,000	20,000	.....	.....	20,000	20,000
Canada	1,500,00	1,500,000	1,000,000	407,500	4,000,000	2,890,000
Capital	25,000	25,000	20,000	20,000	100,000	90,000
Confederation	500,000	500,000	250,000	207,500	2,000,000	1,440,000
Continental	100,000	100,000	100,000	47,500	200,000	155,000
Crown	100,000	100,000	150,000	67,500	200,000	156,500
Dominion	115,000	115,000	115,000	69,500	200,000	155,000
Excelsior	150,000	150,000	100,000	82,500	300,000	255,000
Great-West	1,000,000	1,000,000	1,000,000	407,500	1,500,000	940,000
Gresham	30,000	30,000	25,000	25,000	20,000	20,000
Imperial	350,000	350,000	750,000	307,500	1,500,000	1,132,500
La Sauvegarde	45,000	45,000	40,000	40,000	.....	.....
London & Lancashire (now London & Scottish)	100,000	100,000	100,000	82,500	120,000	120,000
London	250,000	250,000	300,000	127,500	500,000	425,000
Manufacturers	500,000	500,000	700,000	287,500	1,000,000	715,000
Metropolitan, New York	3,000,000	3,000,000	3,000,000	2,725,000	3,000,000	3,000,000
Monarch	40,000	35,000	50,000	43,000	100,000	94,600
Mutual, of Canada	500,000	500,000	1,500,000	537,500	2,500,000	1,843,700
National	150,000	100,000	150,000	67,500	175,000	137,500
New York	1,000,000	1,000,000	.....	.....	1,000,000	715,000
North American	500,000	500,000	500,000	207,500	1,000,000	715,000
Northern	105,000	105,000	50,000	32,500	210,000	165,000
Prudential, Newark	500,000	500,000	700,000	700,000	500,000	500,000
Royal	50,000	50,000	100,000	50,000	100,000	85,000
Royal Guardian	72,500	72,500	100,000	47,500	.....	.....
Saskatchewan	5,000	5,000	5,000	5,000	10,000	10,000
Security	.....	.....	.....	.....	10,000	.....
Sovereign	60,000	60,000	60,000	35,500	60,000	53,000
Standard	615,000	315,000	817,500	417,500	200,000	200,000
State	300,000	300,000	100,000	100,000	.....	.....
Sun	2,000,000	2,000,000	5,500,000	2,487,700	10,000,000	4,765,000
Travellers, Hartford	100,000	100,000	100,000	47,500	200,000	155,000
Travellers, of Canada	15,000	15,000	25,000	25,000	25,000	25,000
Western	.....	.....	15,200	15,200	20,000	20,000
Western Empire	.....	.....	20,000	20,000	.....	.....
Total	14,322,500	13,967,500	17,542,700	9,843,400	31,020,000	21,247,800

LIFE INSURANCE COMPANY	First Victory Loan		Second Victory Loan		Third Victory Loan	
	Subscription	Allotment	Subscription	Allotment	Subscription	Allotment
Aetna	$300,000	$300,000	$300,000	$300,000	$250,000	$250,000
British Columbia	40,000	40,000	.....	.....	.....	.....
Canada	8,407,500	6,282,500	10,000,000	6,300,000	12,500,000	7,800,000
Capital	140,000	140,000	14,050	14,050	.....	.....
Confederation	2,500,000	2,273,750	1,250,000	1,050,000	4,000,000	2,700,000
Continental	500 000	500,000	200,000	200,000	.....	.....
Crown	240,000	240,000	260,000	260,000	500,000	500,000
Dominion	500,000	500,000	500,000	500,000	750,000	700,000
Excelsior	200,000	200,000	300,000	300,000	1,000,000	900,000
Great-West	4,500,000	3,829,000	3,000,000	2,100,000	5,000,000	3,300,000
Gresham	25,000	25,000	165,000	165,000	100,000	100,000
Home Insurance Co., New York	.....	.....	.....	.....	1,100,000	1,100,000
Imperial	2,465,000	2,340,000	1,500,000	1,300,000	2,000,000	1,500,000
La Sauvegarde	70,100	70,100	105,000	105,000	25,000	25,000
London & Lancashire (now London & Scottish)	150,500	150,500	300,000	300,000	500,000	500,000
London	1,300,000	1,300,000	1,000,000	1,000,000	1,000,000	900,000
Manufacturers	1,500,000	1,125,000	2,000,000	1,500,000	9,500,000	6,000,000
Metropolitan, New York	5,000,000	5,000,000	5,500,000	5,500,000	5,000,000	5,000,000
Monarch	125,000	125,000	100,000	100,000	150,000	150,000
Mutual of Canada	5,400,000	4,265,600	3,000,000	2,100,000	5,000,000	3,500,000
National	345,000	345,000	250,000	250,000	500,000	500,000
New York	2,000,000	1,875,000	2,000,000	2,000,000	5,000,000	5,000,000
North American	1,000,000	1,000,000	1,000,000	900,000	2,000,000	1,500,000
Northern	235,000	235,000	200,000	200,000	100,000	100,000
Prudential, Newark	2,200,000	2,200,000	3,500,000	3,500,000	4,000,000	4,000,000
Royal	250,000	250,000	350,000	350,000	200,000	200,000
Royal Guardian	2,000	2,000	100,000	100,000	51,000	51,000
Saskatchewan	20,300	20,300	35,000	35,000	60,000	60,000
Security	12,000	12,000	5,000	5,000	.....	.....
Sovereign	100,000	100,000	100,000	100,000	100,000	100,000
Standard	.....	.....	250,000	250,000	150,000	150,000
State	.....	.....	.....	.....	.....	.....
Sun	11,500,000	9,444,850	11,001,500	7,301,500	10,000,000	6,300,000
Travellers, Hartford	750,000	687,500	1,000,000	1,000,000	.....	.....
Travellers, of Canada	50,000	50,000	50,000	50,000	200,000	200,000
Western	65,000	65,000	30,000	30,000	35,000	35,000
Western Empire	75,000	75,000	25,000	25,000	100,000	100,000
Total	51,967,400	45,068,100	49,390,550	39,190,550	70,871,000	53,221,000

1870

1920

Head Office, Waterloo, Ontario.

Fifty Years of National Service

Our Golden Jubilee

FOR a life insurance company there is no such thing as "old age." The older the company the more strength and energy it acquires, that is, if the company has experienced a normal and healthy development such as characterized the first half century in the life of "Canada's only Mutual."

This company was incorporated in 1868, organized in 1869, and began writing business in 1870. The steady and consistent progress of the company from that time to the present has been phenomenal. The progress has been as uninterrupted as the growth of a tree. The figures from the successive reports suggest the rings that form year by year in the trunk of a sturdy Canadian Oak.

The Birthplace of The Mutual of Canada.

The growth of the Mutual is evidenced in the different office buildings occupied during the half century. The preliminary meetings were held in a conveyancer's office in the upper story of the structure shown in the lower illustration. After a few months a larger suite was secured and there the early years of struggle were passed. A permanent home was erected in 1878, and in the year 1912 the present office was occupied—but although more than adequate then an enlargement has already become necessary.

The distinctive principles of the Mutual are such as strongly to recommend it in these days when mankind is turning to co-operative effort. The Motto of the Mutual is "Each for all and all for Each." This more and more expresses the spirit of the age and insures the continued popularity of the company.

The Mutual Life

Assurance Company of Canada

Waterloo, Ontario

PULP AND PAPER TRADE GROWING

Price of Newsprint and Amount to Be Retained in Canada Is Still a Problem—Orders of the Paper Controller

NEWSPRINT has continued in good demand during 1919, supplies have been low and the Canadian mills have made good progress. Other products of pulp and paper have enjoyed a fair market. The price of newsprint in Canada is still regulated by the paper controller, R. A. Pringle, K.C., but no satisfactory price has been fixed. Some of the smaller papers, especially in the west, complain of the difficulty of securing a supply. Manufacturers, on the other hand, urge that the price fixed in Canada should correspond to that in the United States. The contract price for both American and Canadian-made paper in the United States for 1920 supply ranges from $80 to $90 a ton. The Canadian manufacturers, however, are still compelled to supply Canadian publishers with paper at $69 a ton, and claim that they are thereby deprived of the opportunity of obtaining from $11 to $21 a ton more for it in the open market. Since Canada is consuming about 85,000 tons of newsprint a year, this is said to work out at a loss to the manufactuers at the rate of from $935,000 to $1,785,000 a year, depending upon whether the maximum or minimum price is taken as the basis of calculation.

Annual Production Increased

Canadian paper mills are turning out approximately 800,000 tons of newsprint a year, of which, as has been stated, not more than 85,000 tons are consumed in Canada. The great proportion of the remainder is exported to the United States. Exports of paper for the first nine months of 1919, not all newsprint, reached a total value of $42,884,409, an increase of $10,862,144 as compared with the corresponding period of 1918. They average more than $1,000,000 a week. The manufacturers claim they have always made concessions to their Canadian customers, whether under government compulsion or not. They say, however, that every attempt to restrict the price in the home market has had a corresponding ill-effect in the export market. They instance the fact that in the States an agitation is on foot to retaliate against Canada's discrimination in the price of paper by creating a similar discrimination in the price of American anthracite coal supplied to this country, Congress having already been petitioned to take action to that end. They also say that in New Zealand the newspaper publishers have asked their government to rescind certain tariff preferences accorded imports from Canada on account of the fact that Canada sells paper cheaper at home than it does in New Zealand, arguing that the cheap price given to Canadian publishers is made up in part by an excessive price charged against New Zealand customers. Other countries are taking a similar attitude.

The manufacturers also say they cannot understand why an industry which is creating foreign business for Canada at the rate of $5,000,000 a month, chiefly in the United States, and performing a valuable service in helping to offset the present adverse trade balance against Canada in that country, should not be permitted to export to its fullest ability. They say that the troubles between themselves and the publishers and the government in Canada will never be definitely settled until the situation is looked at and treated from an international standpoint and not from one of domestic convenience only.

Latest Government Order

Early in December the government empowered the Minister of Customs to stop the exportation of newsprint paper from any manufacturer in Canada who fails to comply with any order issued by the paper controller. This is the second time that an embargo on the export of newsprint has been invoked in order to enforce the rulings of the controller. The new order arises out of attempts by the paper controller to compel the manufacturers to continue supplying Canadian newspaper publishers with paper at a price considerably below that obtainable for the same paper sold for export, and the notification, served upon the controller by certain of the manufacturers that they would cease on the first of January to supply paper in Canada on any such conditions.

Certain western newspaper publishers, who had difficulty in obtaining their supplies of paper at the government fixed price, also invoked the powers of the Board of Commerce in Winnipeg with a view to getting that body to determine what is a fair maximum profit for a ton of newsprint. The board had already laid the foundation for such interference by formally declaring newsprint to be a necessary of life within the meaning of the Act constituting the board, which it is empowered to do with any community. Should the board proceed upon the request of the western publishers, it may undertake to determine the selling price of newsprint in Canada, despite the fact that a controller already exists for that purpose, and that the controller's findings are already subject to appeal to the paper control tribunal, a court specially set up and authorized to deal with the subject. This control has been in existence for nearly three years, and was originally instituted as a war measure under the authority of the War Measures Act.

On December 18th the paper controller, R. A. Pringle, K.C., announced that the price would be raised to $80 per ton at the new year in place of $69 per ton as formerly.

REVIEW OF THE UNLISTED SECURITIES MARKET

Some Large Advances Recorded in Shares, Including Bank Stocks, Not Traded in on Stock Exchanges

IN their summary of the unlisted securities market during the year 1919 A. J. Pattison, Jr., and Co., say: A great deal has been said about the advances that have been made by many of the stocks on the stock exchange, but the unlisted market is not without its interest or its spectacular advances, most of which have been made in a quiet way, and unless attention was particularly drawn to the individual cases they would probably pass without notice.

On Decemcer the 31st, 1918, Abitibi Power was traded in the unlisted market at $49 to $50 per share. It has recently sold on the stock exchange at $280, showing an increase of $230 per share, or an advance of almost five times its price of a year ago. Atlantic sugar common was traded in at $17.50. It has recently sold at $77 on the stock exchange, or almost five times its price of a year ago. British America Assurance has doubled in value, going from $8 to $16. Collingwood Shipbuilding common, which was offered at $27 per share, is now $48 bid without any offerings. Imperial Oil was quoted at $320 per share and on a basis of four of the new shares for one of the old, its present price is equal to $600, or an advance of 100 per cent. McDonald common has more than doubled in value, going from $20 to its present market price. Pressed Metals common was offered at $26 per share, and is to-day quoted at better than $335, selling for almost fifteen times as much as it was selling for a year ago. Western Assurance has more than doubled in price, selling at $16, whereas a year ago it sold at $7.

The unlisted bank stocks have improved in price, and there has been a good demand and the appreciation in price has been slow but steady.

Owing to the break in sterling exchange, Dominion Iron and Steel Consolidated 5's which were selling a year ago around 82½ are to-day quoted at 77. Cockshutt Plow preferred which a year ago was quoted at $80 per share is to-day selling at $70. Here are two securities where there has been considerable improvement in the financial and physical conditions of both concerns, where the securities are without a doubt worth more money, and on account of the exchange market can be bought for considerably less than they were selling for a year ago.

The year 1920 promises to be very active and interesting. We are of the opinion that the time has come when the investor should more than ever satisfy himself about the security behind his investment, and also that his income from his investments will be steady through any period of contraction of business. Six or seven per cent. interest with safety is better than a higher rate with risk.

CONFEDERATION LIFE
ASSOCIATION

OFFICERS and DIRECTORS

PRESIDENT:
J. K. MACDONALD, ESQ.

VICE-PRESIDENTS:
SIR EDMUND B. OSLER, M.P. — JOSEPH HENDERSON, ESQ.

JOHN MACDONALD, ESQ. — LIEUT.-COL. THE HON. FREDERIC NICHOLLS
COL. A. E. GOODERHAM — PELEG HOWLAND, ESQ.
THOS. J. CLARK, ESQ. — JOHN FIRSTBROOK, ESQ.
LIEUT.-COL. J. F. MICHIE — JAMES E. GANONG, ESQ.

J. A. MACDONALD, SECRETARY.

INSURANCE IN FORCE, over - - $112,000,000.00
ASSETS, over - - - - - $24,000,000.00

An old-established Canadian Company issuing WORLD WIDE POLICIES on all approved plans, guaranteeing to the insured every benefit consistent with safety.

Automatic Extended Insurance, Paid Up Policy, Cash Surrender Value, Automatic Premium Loan, Cash Loans, Total and Permanent Disability Provision.

Liberal agents' contracts made in unrepresented districts.

HEAD OFFICE - - TORONTO

Incorporated by Special Act of the Parliament of the Dominion of Canada

Licensed by the Dominion Insurance Department

The solvency of a company licensed by the Dominion Insurance Department is thoroughly investigated each year by trained auditors from the department. No policy-holder of a Dominion chartered company has ever found his policy insecure.

Each Dominion chartered company is compelled to maintain reserves considered adequate to guarantee its ability to meet its obligations.

One of the many stringent conditions required of companies seeking a Dominion license is a deposit of $50,000.

Along with all other companies operating in Canada under a Dominion charter and license, the Commercial Life Assurance Company of Canada complies with these conditions.

The Commercial Life
Assurance Company of Canada
Head Offices, C.P.R. Bldg., Edmonton

Group Life Business Makes Good Progress

Two Months of Business Finds Many Contracts Put Into Effect—Firms Pay Premiums in Most Cases—Some Examples of Contracts—Steps Leading up to Authorization of Group Insurance in Canada.

ABOUT November 1st, insurance companies began writing group insurance in Canada, following upon an announcement from the Department of Insurance to the effect that the writing of this class of business had been made legal. Up to December 31st, the following life insurance companies had expressed their willingness to transact group life insurance in Canada, and had filed their rates with the department:—

Sun Life Assurance Co., Montreal, Que.; Aetna Life Insurance Co., Hartford, Conn.; Equitable Life Assurance Society of the United States, New York; Metropolitan Life Insurance Co. of New York; New York; Travellers Insurance Co. of Hartford, Hartford, Conn.

Arrangements were also being made by the Canada Life and other companies for handling business of this kind.

The subject of group life insurance was opened with the Dominion government in a letter from the Insurance Department of the Canadian Manufacturers' Association, dated September 19th, 1917, as a result of requests from several members that facilities for transacting group life insurance should be provided. After considerable investigation and correspondence, the results were reported to the executive council on April 24th, 1919, on which date the council passed the following resolution:—

"That the Insurance Committee proceed to take the necessary steps to have the Insurance Act amended so as to provide more satisfactorily for the transaction of Group Life Insurance in Canada."

What Group Life Insurance Is

In a circular dated December 29th, the Canadian Manufacturers' Association explains group life insurance as follows:—

"Briefly, group life insurance is the insuring of all the employees of a company by the company. No medical examination is necessary. The insurance companies, however, usually insist that at least 75 per cent. of the employees be covered. Individual policies are issued. The company pays the premiums for all its employees.

"The Insurance Committee believe that the only form of insurance which is practicable on the group plan is the one-year renewable term insurance. All other forms are found to be too expensive to be borne by the employers alone. There is no equity under an annual term policy unless its renewal is maintained, which accounts for the low premiums charged.

"The advantages of group life insurance have been proved to be very great in the United States. It has the effect of doing away with a great many labor troubles, discouraging strikes and generally improving the relations between employers and employees.

"There is no fixed type of contract. An employer may insure his employees for the amount of their annual wages or for an arbitrary amount. A favorite plan in the United States is to start the insurance at $500 per employee with annual increments to reward continuous service. It is usual not to insure any employee until he has been a certain time with the company, say six months. This plan has been found to do away to some extent with the problems of casual labor. The rates charged are extremely low, but, of course, increase each year with the age of the individual employee. For example, the rate per $1,000 on a man of twenty-five years of age is $6.27 per annum.

"The Insurance Committee, of course, does not recommend any particular type of group life insurance, nor does it endorse the qualifications of any particular insurance company for transacting this type of insurance. The Association merely informs its members that facilities for transacting group life insurance have been provided by the Dominion government for those who wish to take advantage of them."

Efforts Are Successful

Efforts of the insurance companies to write group insurance contracts in Canada are meeting with considerable success. During the two months since it was authorized several firms have adopted the plan, the firm paying the entire premium in almost every case. It is noticeable that a considerable portion of the firms taking this step are located in the smaller manufacturing cities and towns, where the relations with the employees are naturally more intimate, and where the firm has had to assume more or less responsibility for the maintenance of its employees. A case of this kind is that of the Tillsonburg Shoe Co., of Tillsonburg, Ont., which has just written a contract with the Metropolitan Life, placing insurance on every one of its 105 employees. Starting with $500 each, an additional $100 is placed for each year in the company's service.

Four other group contracts announced by the Metropolitan are as follows: The Louis K. Liggett Co., comprising 240 employees, in amounts varying from $500 to $3,000, according to length of service; contract effective from December 24th. The Ottawa Paint Works, Ltd., 90 employees, for amounts equivalent to one year's salary and covering each employee with six months' completed service. The Almonte Knitting Co., 130 employees, for amounts varying from $500 to $2,000, commencing after six months' completed service. The Rosamond Woollen Co. of Almonte, Ont., in similar amounts to the Almonte Knitting Co., comprising 230 lives.

A group contract concluded by the Aetna Life was on the Murray-Kay Co., a large retail departmental store in Toronto. Approximately 500 employees are covered in the policy. Those of from three months up to one year of service are insured for $500, and the plan is on the progressive system, the amount being $100 higher for each year of service to a maximum of $1,000. The scheme is also retrogressive, that is, employees are credited at the outset with the period they have been in the firm's employment.

T. Eaton Co. Insurance and Pensions

On January 1st, the T. Eaton Co., Ltd., Toronto, with over 10,000 employees, announced a plan for insuring and pensioning employees. The announcement, which does not indicate whether this is carried by the firm itself or placed with an insurance company, says:—

"At the close of our Golden Jubilee year we are pleased to announce that commencing January 1st, 1920, life insurance of $1,000 will be placed year by year on all members of the staff who have completed, or may later complete, six months' continuous service, and the premium for this insurance will be paid by the company.

"Also a plan will be presented whereby those who have completed, or may later complete, one year's continuous service may take out additional life insurance for certain amounts, subject to the rates, conditions and privileges applying generally to life insurance; and to the insurance so taken the company will supplement a further amount in accordance with a schedule based on length of service and wages, and pay the premium for such supplementary insurance.

"And, further, pensions will be provided for men and women on attaining certain ages, and on completing a certain number of years' continuous service, which will be in proportion to length of service and wages received.

"The insurance benefits paid by the company under the above plans will continue only during service with the company.

FARMERS MUTUAL FIRE INSURANCE

The Big 4 of Western Canada

THE

PORTAGE LA PRAIRIE FARMERS MUTUAL FIRE INSURANCE CO.

Growth :

Dec. 31st., 1895,	Total amount of insurance in force	$ 1,632,666.00
" 31st, 1900,	" " " "	4,408,061.00
" 31st, 1905,	" " " "	11,806,165.00
" 31st, 1910,	" " " "	20,350,581.00
" 31st, 1915,	" " " "	30,288,709.00
Nov. 30th, 1919,	Over	50,600,000.00

We have paid the Farmers of Manitoba over $1,000,000.00 for loss claims.

This company insures in Manitoba only. The directors are all practical farmers and business men, with good standing in the community. The immense growth of the Farmers Mutual speaks well for the confidence placed in it by Farmers of the Province.

PRESIDENT
WM. FULTON.

VICE-PRESIDENT
E. H. MUIR.

SECRETARY-MANAGER
STRATTON WHITAKER

THE MINIOTA FARMERS' MUTUAL FIRE INSURANCE COMPANY

HEAD OFFICE - BEULAH, MAN.

Licensed in Manitoba and Saskatchewan

Insurance in force:

December	31st, 1889 - - -	$ 712,540.00
"	31st, 1894 - - -	1,333,064.00
"	31st, 1899 - - -	1,990,846.00
"	31st, 1904 - - -	3,366,100.00
"	31st, 1909 - - -	6,259,443.00
"	31st, 1914 - - -	14,148,959.00
November	31st, 1919 over - -	30,000,000.00

JAS. A. FRAZER,
PRESIDENT.

M. G. DOYLE,
SEC.-MANAGER.

H. E. HEMMONS,
TREASURER.

THE SASKATOON FARMERS' MUTUAL FIRE INSURANCE COMPANY

SASKATOON - - - - SASK.

Progressive Statement.

Showing the growth of the Company since its inception.

Year.	Business Written.	Increase.
1908 (10 months)	$1,157,905.00	
1909	2,476,014.17	$1,318,109.17
1910	4,374,001.17	1,897,987.00
1911	6,797,598.52	2,423,597.35
1912	8,566,273.67	1,768,675.15
1913	9,020,466.17	454,192.50
1914	9,986,276.39	955,810.22
1915	11,184,169 79	1,197,893.40
1916	12,944,894.27	1,760,724.48
1917	18,242,029.27	5,297,135.00
1918	23,988,971.97	5,746,832.70
1919 Nov. 30th. over	30,500,000.00 over	6,511.038.03

The largest and strongest Farmers' Mutual Fire Insurance Co. in Saskatchewan.

JNO. EVANS,
PRESIDENT.

MURDO CAMERON, M.L.A.
VICE-PRESIDENT.

S. J. CAUGHT, SEC.-MANAGER.

ALBERTA'S LARGEST MUTUAL

WESTERN MUTUAL FIRE INSURANCE COMPANY

HEAD OFFICE : - DIDSBURY, ALBERTA

Business in Force:

December	31st, 1914,	$ 407,889.00
"	31st, 1915,	2,172,204.31
"	31st, 1916,	4,026,495.81
"	31st, 1917,	6,569,893.94
"	31st, 1918,	8,265,402.82
"	1st, 1919,	9,517,364.00

Number of Farmers Insured :

December	31st, 1914,	251
"	31st, 1915,	1,376
"	31st, 1916,	2,582
"	31st, 1917,	4,508
"	31st, 1918,	5,185
"	1st, 1919,	6,256

Losses Paid $70,000.00.

Member Western Canada Mutual Fire Association

H. B. ATKINS, M.L.A.,
TREASURER.

THEO. REIST,
TREASURER.

PARKER R. REED, MANAGING DIRECTOR.

"Further details and conditions applying to the plans as outlined, with any modifications, will be available at a later date."

Some Other Contracts

The McLagan Furniture Co., Ltd., and the Stratford Chair Co., of Stratford, Ont., have insured their employees under a group policy, in amounts from $500 to $1,000, as follows: Less than one year of service, $500; one year, but less than two years' service, $600; two years, but less than three years' service, $700; three years, but less than four years' service, $800; four years, but less than five years' service, $900; five years' service and over, $1,000—the maximum.

The employees of Messrs. Scythes and Co., manufacturers, 22 Church Street, Toronto, have each been presented with a life insurance policy for an amount which will increase with each succeeding year of service. This gift was arranged through the Sun Life Assurance Co. on the group insurance plan, is the first instance of a Canadian manufacturing concern associating itself with a Canadian life assurance company in extending the benefits of life insurance to all its employees on the group system.

The Taylor-Forbes Co., Ltd., of Guelph, Ont., has insured the lives of all its employees, under a group contract with the Aetna Life of Hartford, as follows:—

Employees in continuous service, three months to one year, $500; one year to two years, $600; two years to three years, $700; three years to four years, $800; four years to five years, $1,000; five years to six years, $1,200; six years to seven years, $1,300; seven years to eight years, $1,400; eight years to nine years, $1,500; nine years to ten years, $1,600; ten years' service, $2,000. For each year after eleven years $100 per year will be added, until the sum of $3,000 is reached. When an employee has served 19 years he receives a policy for $3,000. Employees who were in the service of the company on or before April 1st, 1902, will receive a $3,000 policy.

On December 24th, McDonald and Wilson, Ltd., Toronto, put a group policy into effect on the lives of their employees. The amount is graded according to length of service, gradually increasing from $500 for those who have been less than one year in the employ, to $3,000, to those who have been with the company for a period of 25 years or over. Should the employee die, the family or such other beneficiary as is named will receive the amount of the insurance. Employees under 60 years of age who may be wholly or partially disabled are also provided for, and any who may become ill have the services of a nurse free of charge.

All Classes of Business Covered

Hamilton B. Wills, mining broker, Toronto, took out a group policy last month in the Aetna Life, covering all his employees to an amount practically equal to the yearly salary received. "My idea in insuring the lives of my daily associates in this organization is to bring them closer together than ever," said Mr. Wills, "as well as to provide extra protection for those dependent upon them at the time of their greatest need, and is furnished to each of my employees at no expense to them. In thus providing extra protection to the families of my associates, I only hope it will promote among all a closer bond of fellowship and good will, resulting in greater co-operation, as well as efficiency." This group policy includes about 100 employees in the Hamilton B. Wills' offices in this city, as well as in New York, Rochester, Buffalo, Syracuse, Detroit, Cobalt and Timmins.

Five Orillia factories have put into operation group insurance for their employees; the Tudhope Carriage Co., Canada Wood Specialty Co., and Orillia Furniture Co., each giving its employees a free policy of insurance on a graded scale varying from $500 to $2,000, according to length of service; J. R. Eaton and Sons, Ltd., who employ 150 men in their large sash and door factory, and C. J. Miller and Sons, who operate the Couchiching tannery, have adopted the plan. The Eatons have arranged an unusually generous scale of insurance, running from $500 for three months' service up to $3,000 for employees who have been with them thirty years or more. The Miller schedule runs up to $2,000 for thirty years.

GREAT EXPANSION IN AUTOMOBILE INSURANCE

Consequent Upon Increase in Number of Motor Cars—Coverings Should be Combined

By Hedley C. Wright

THE indications are that given freedom from strikes and the adequate delivery of the raw material required, the year 1920 will surpass all previous records in the history of Canada's automobile industry. The market abroad is attractive and the demand for cars at home is unparalleled. These facts particularly interest insurance companies operating in Canada, for the automobile manufacturing industry like every other important industry is inseparably linked with the business of insurance. Ten years ago the industry was comparatively unknown in the Dominion, there being barely 5,000 cars in operation. To-day Canada actually owns over 300,000 automobiles, one car for every 25 persons, comparing relatively favorably with the United States which owns one car for each 18 persons. It is but a few years back that the automobile insurance premium income of the companies was insignificant. In 1910 the automobile premiums in Canada amounted to less than $100,000. For 1919 the premiums exceeded $2,250,000. Automobile insurance, therefore, is becoming one of the great staple insurance lines of the country. The business will expand in proportion to the thoroughness with which the policy benefits are explained to and understood by the automobile owners, many of whom even to-day are not appreciative of the fact that an automobile policy enables them to cover an unknown hazard by a fixed charge in the form of a very moderate premium payment.

One of the big mistakes that the companies have made is the splitting up of the hazards and offering for sale several automobile coverings instead of one. The separate coverings which when combined afford the protection which an automobile owner needs are as follows:—

Separate Coverings

Liability insurance is the most important of all. It assumes the liability of the assured by indemnifying the assured against loss by reason of the liability imposed upon him by law for damages on account of bodily injuries accidentally sustained by any person or persons. The policy undertakes to defend for the assured any suits which may be brought against him on account of such injuries, including suits which are false or fraudulent. The usual limits of a liability policy are $5,000 for injuries to one person, and $10,000 for injuries to more than one person as the result of one accident. Higher limits are sold for an additional premium.

Property damage covering assumes the liability of the assured for damage done by his car to the property of other people. The usual limit for this covering is $1,000.

Collision insurance reimburses the assured for the expense of repairs for damage done to the assured's car as the result of colliding with another object, whether moving or stationary.

Fire insurance covers the monetary loss for damage done to the injured car by fire from any cause wherever the car is located.

Theft insurance, as its name implies, covers the assured for loss of or damage to his car by reason of theft.

Transportation insurance is sold as a part of and in conjunction with the fire covering, and pays the assured for the loss or damage to his car, while being transported by rail or water, due to the wrecking or sinking of the railroad car or vessel.

The premiums are moderate and are varied by such factors as the limits of the insurance company's liability, the make, horse power and age of the car, and also the locality in which the car is operated.

There is no sound reason why a car owner should buy one of the automobile coverings and not another. He needs them all. The daily press bears constant testimony to the number and variety of automobile accidents and thefts. It is poor business to sell and poor business to buy anything but a policy giving all the coverings outlined above.

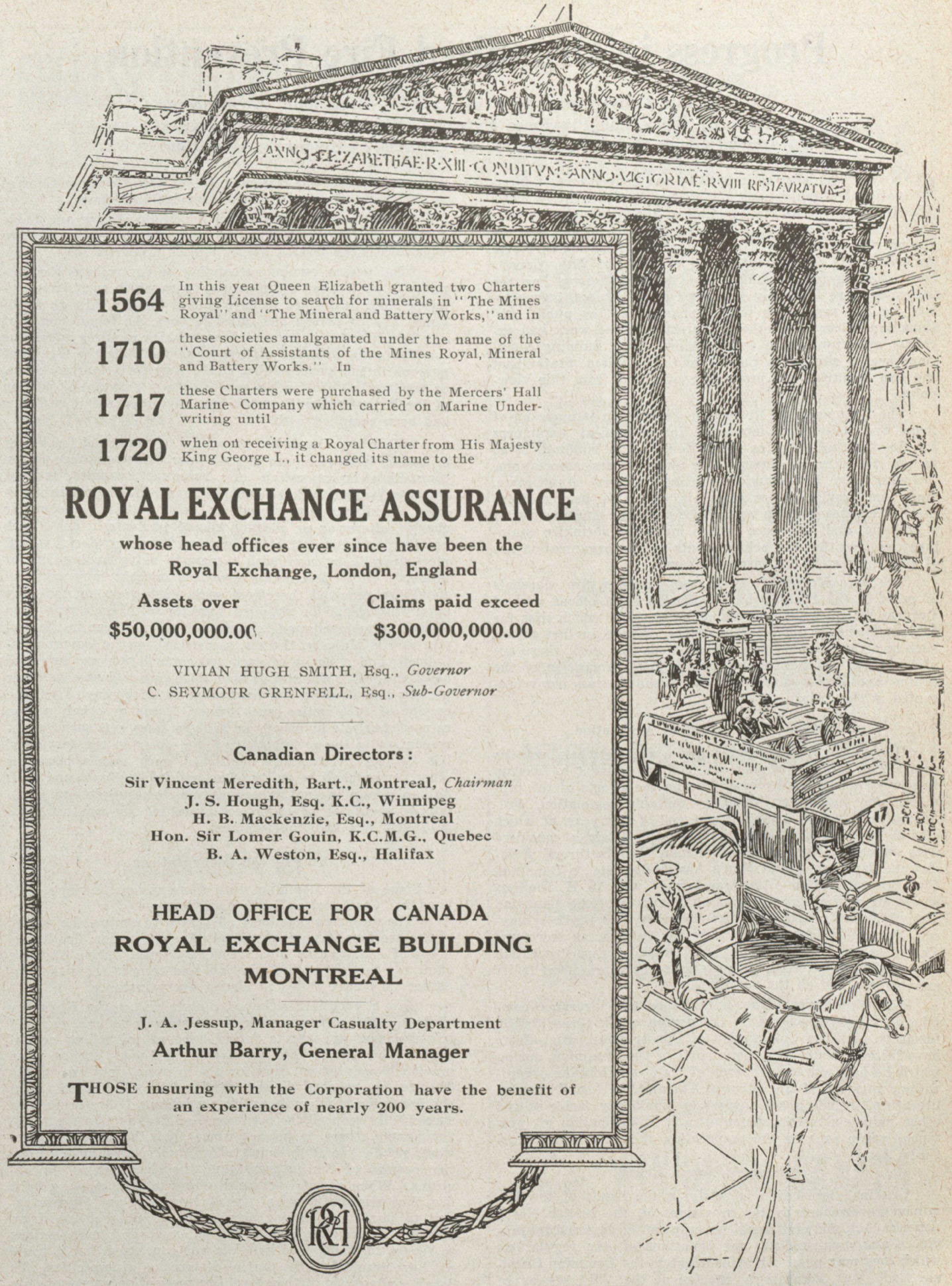

1564 In this year Queen Elizabeth granted two Charters giving License to search for minerals in "The Mines Royal" and "The Mineral and Battery Works," and in

1710 these societies amalgamated under the name of the "Court of Assistants of the Mines Royal, Mineral and Battery Works." In

1717 these Charters were purchased by the Mercers' Hall Marine Company which carried on Marine Underwriting until

1720 when on receiving a Royal Charter from His Majesty King George I., it changed its name to the

ROYAL EXCHANGE ASSURANCE

whose head offices ever since have been the Royal Exchange, London, England

Assets over	Claims paid exceed
$50,000,000.00	$300,000,000.00

VIVIAN HUGH SMITH, Esq., *Governor*
C. SEYMOUR GRENFELL, Esq., *Sub-Governor*

Canadian Directors:

Sir Vincent Meredith, Bart., Montreal, *Chairman*
J. S. Hough, Esq. K.C., Winnipeg
H. B. Mackenzie, Esq., Montreal
Hon. Sir Lomer Gouin, K.C.M.G., Quebec
B. A. Weston, Esq., Halifax

HEAD OFFICE FOR CANADA
ROYAL EXCHANGE BUILDING
MONTREAL

J. A. Jessup, Manager Casualty Department

Arthur Barry, General Manager

THOSE insuring with the Corporation have the benefit of an experience of nearly 200 years.

Progress in Organized Fire Prevention

Two Notable Conventions Held in Canada—Dominion Government Takes Up Work, and Provinces Extend Activities—Lower Fire Losses Indicate Some Success—Measures Re-enforced by Criminal Legislation.

CANADA was honored in 1919 by two conventions of international organizations engaged in fire preventive work. The first was the annual meeting of the National Fire Protection Association, held in Ottawa, May 7th to 9th, and the second was that of the Fire Marshals' Association of North America, held in Toronto, August 26th to 29th. Canada secured favorable publicity from these gatherings, as the delegates were favorably impressed in both cases, the necessity for fire prevention was emphasized to the public, and Canadian officers and others interested in the work had excellent opportunities to secure information. Building conditions are so similar in Canada and the United States that the two countries are practically one field from this viewpoint.

The National Fire Protection Association is made up of firms and individuals interested in mechanical appliances for fire fighting and fire prevention, and in building, in so far as it affects fire losses. Fire underwriters' associations, including the Canadian Fire Underwriters' Association, state and provincial fire marshals, etc., also belong. Fire insurance rates vary in accordance with the construction of a building, and allowance is also made for sprinkler equipment, etc., so that the achievements of this organization are of real interest to fire insurance men.

The Fire Marshals' Association includes fire marshals of most of the States which maintain such offices, and of Ontario, which is the only Canadian province which thus far has established a fire marshal's office. Where another officer, such as an insurance commissioner, does this work, these are also eligible for membership, and a good proportion of the States, and Manitoba, Alberta and Saskatchewan, are represented in this way.

Dominion Fire Prevention Association

One of the outstanding events in this field has been the decision on the part of the Dominion government to take up fire prevention work by co-ordinating the efforts of the provinces and supporting them by suitable legislation. Following meetings held towards the end of last year, at which officials of the Department of Insurance of Canada consulted with representatives of the Canadian Manufacturers' Association, Canadian Credit Men's Association, etc., a Dominion Fire Prevention Committee was formed, with W. H. Shapley, chairman of the Fire Insurance Committee of the Canadian Manufacturers' Association, as chairman, and G. D. Finlayson, Superintendent of Insurance for Canada, as secretary. The name was later changed to the Dominion Fire Prevention Association. Numerous organizations are represented in its membership and on the executive.

Following these plans, a Dominion fire insurance commissioner was appointed in the person of J. Grove Smith, formerly with the Commission of Conservation. His efforts have included tours of various parts of the Dominion, during which he has addressed boards of trade and similar organizations in most of the cities of Canada; the distribution of literature, including self-inspection blanks for factories and other industrial establishments; and co-ordination of provincial work, such as the preparation of a model Fire Marshals' Act.

Carelessness Now a Crime

Criminal legislation is solely in the hands of the Dominion government by the provisions of the British North America Act, and civil penalties only can be imposed by provinces and municipalities for violations of the regulations which they may pass. An amendment to the Dominion Criminal Code was accordingly enacted at the 1919 session of parliament, and was assented to by the Governor-General on June 6th. This amendment provides as follows:—

"Every one is guilty of an indictable offence and liable to two years' imprisonment who by negligence causes any fire which occasions loss of life or loss of property.

"The person owning, occupying or controlling the premises in which such a fire occurs, or on which such fire originates, shall be deemed to have caused the fire through negligence if such person has failed to obey the requirements of any law intended to prevent fires or which requires apparatus for the extinguishment of fires or to facilitate the escape of persons in the event of fire, if the jury finds that such fire, or the loss of life, or the whole or any substantial portion of the loss of property, would not have occurred if such law had been complied with.

"When any Dominion, provincial or municipal fire officer or authority recommends to the owner, lessee or other person controlling or operating any building, structure, factory, shipyard, vessel, dock, wharf, pier, sawmill, or yard in which logs or lumber are stored or held, that any reasonable change, alteration or addition should be made in or to such building, structure, factory, shipyard, vessel, dock, wharf, pier, sawmill, or yard with a view to safeguarding life or property from destruction by fire, or that any material should be removed therefrom with such view, or that any apparatus should be supplied therefor with such view; and if such recommendation is approved by an officer in the service of His Majesty, thereto, authorized by the Governor-in-Council; and if notice of such recommendation and approval has been personally served upon such owner, lessee or other person; and if, after the expiration of thirty days from the receipt of such notice, such owner, lessee or other person refuses, neglects or otherwise fails to carry out such recommendation to the satisfaction of the officer in the service of His Majesty hereinbefore mentioned, such owner, lessee or other person shall be guilty of an indictable offence and shall be liable to a fine not exceeding one thousand dollars, or to imprisonment for any term not exceeding six months, or to both such fine and imprisonment."

To Prevent Conflagrations

Some of the Dominion Fire Commissioner's views, outlined in "Conservation," are as follows:—

"The measures popularly advocated to control the spread of fire are four in number, namely fire prevention, fire limits, fireproof construction and fire departments. None of these alone can prevent a conflagration, and records show that together they have failed in almost every instance.

"Fire prevention is the attempt to reduce the frequency of fires. The preponderance of disasters from unknown and trivial causes appears to forbid hope of controlling conflagrations by strictly fire prevention methods. It has been previously pointed out that, on the average, only one in 20,000 fires has reached the magnitude of a conflagration. That one fire is the problem demanding solution. If fire prevention successfully reduced the occurrence of fires in Canada to 100 per annum, there is no assurance that the spreading fire would not be one of the hundred. That depends largely upon the location of the outbreak and the character of its environs. When a small frame dwelling in Hull, Que., caught fire, that was the identical place where Hull and Ottawa began to burn. A similar occurrence in an isolated farm dwelling in a country district would have been equally serious so far as the individual building was concerned, but it could not have resulted in the partial destruction of two cities. To debar conflagrations, therefore, fire prevention must not only

SUCCESS FOLLOWS SERVICE

"Greater Service To Policyholders" is our motto for the new year. It begins before writing the Application and does not end with the payment of claim after death of the Assured. It aims to sell the form of policy best suited to the Prospect's needs, and extends to Beneficiaries—to administering Policy proceeds, or giving invaluable expert advice regarding their protection and safe investment.

During 1919 The Continental Life's business increased rapidly, gaining about three times the amount gained in 1918. The Company issue all desirable, modern forms of policies for personal, family or business protection at pre-war rates; and have attractive openings for salesmen of good records and character. Write for Booklet, **"Our Best Advertisers."** Apply, stating experience, if any, and references to

H. A. KENTY, Western Manager
504 Union Trust Bldg., WINNIPEG, Man.

or

S. S. WEAVER, Eastern Superintendent
Head Office, TORONTO

THE CONTINENTAL LIFE
INSURANCE COMPANY, TORONTO

GEO. B. WOODS, President CHAS. H. FULLER, Secretary

Union Assurance Society Limited
of London

Fire Insurance since A.D. 1714

CANADA BRANCH:
Cor. St. James & McGill Sts.
MONTREAL

T. L. MORRISEY,
Resident Manager.

THE
WESTERN EMPIRE LIFE
ASSURANCE COMPANY

The year 1919 has been one of marked progress for the Company. Material increases have been made in all essential points.

Increase in
NEW INSURANCE WRITTEN

Increase in
INSURANCE IN FORCE

Increase in
FIRST PREMIUMS COLLECTED

Increase in
RENEWAL PREMIUMS COLLECTED

Increase in
INTEREST COLLECTED

Increase in **ASSETS** Increase in **SURPLUS**

REDUCTION IN EXPENSE RATIO

all of which indicate appreciation by the Public of the liberal Policies offered by this Company and the realization of the fact that the Policyholders have ample security at the back of their Contracts.

HEAD OFFICE: **WINNIPEG, CANADA**

WILLIAM SMITH, Managing Director
F. C. O'BRIEN, Secretary-Treasurer

diminish the frequency of fires, but also establish the confines of the occasional outbreaks that occur."

December 9th was fairly well observed as fire prevention day throughout Canada in accordance with practice in the United States, a proclamation being issued by the Governor-General-in-Council. Literature was also distributed by the Dominion Fire Commissioner and by the provincial officers, who also used the schools to encourage the observance of the day for a general clean-up.

Further details of the work carried on in Ontario are given in the article by E. P. Heaton, provincial fire marshal, elsewhere in this section.

Work in Saskatchewan

During 1919 the work of fire prevention in the province of Saskatchewan was energetically carried on by A. E. Fisher, fire commissioner, and the members of his staff. Individual inspections of property in the mercantile area of the towns and villages were made, the work in the cities having been carried on by the paid fire chiefs. Fifty-nine towns were inspected, the average number of buildings inspected in each town being 20. 185 villages were visited by the departmental inspectors, the average inspections in each totalling 10. Of the many hamlets in Saskatchewan 132 received the attention of the fire commissioner's staff, the average inspections being three in each hamlet.

An extract from a report made by one of the inspectors to the fire commissioner may prove of interest:

"On arriving at the place to be inspected we first made an inspection of buildings in the mercantile area issuing the necessary orders. We also gave general instructions to the occupants of the various buildings and good reasonable suggestions to practise for fire prevention in their buildings. We gave them advice relative to the storage of gasoline, conditions of stove pipes and chimneys, removal of rubbish and disposition of oily rags and the lighting system. After having completed the inspection we interviewed the mayor, over seer or secretary-treasurer and if there was a fire chief we interviewed him also. We explained to these municipal authorities matters pertaining to the risks in the places, and made inquiries as to their local by-laws. We always made it a point in places where they had fire equipment to make an inspection of it with the fire chief, mayor or overseer, when we endeavored to find out if they understood their equipment, such as running it or recharging it. We gave them information with regard to practical fire fighting and relative to the handling of their equipment, arranging to see that it was kept in good order and regularly tested. We have come across fire chiefs who did not understand their equipment and could not recharge their chemical engine. It should be noted that towns and villages with no water system rely on chemical engines for fire-fighting equipment. We have encouraged the installation of chemical extinguishers in places of business and in small villages and hamlets.

"It is encouraging in our work to note the interest our citizens are taking in fire prevention work. Generally speaking people are pleased to have their places of business inspected, and to be advised regarding dangerous conditions which may exist on their premises."

Manitoba Fire Losses Reduced

Considerable effort has also been put forth in Manitoba by legislation, regulations and propaganda, to reduce loss by fire. Alex. Inch, deputy fire commissioner, describes the work in 1919 as follows:—

"The measures taken by this department during the past year to control the fire waste are varied and many, and in some respects it might be said that radical methods were adopted. The success of our efforts is shown by the fire prevention progress we have been able to make this year.

"At the session of 1919, the Fire Prevention Act was amended in some particulars; the most important and far reaching being—the giving of authority to the Fire Commissioner, to order the suspension or cancellation of all existing fire insurance when he considers the fire hazard unsatisfactory, or when necessary improvements have not been made as ordered.

"The inauguration of a campaign of inspection, departmental and co-operative, has reduced the number of fires; a systematic check of the fire-fighting units in the province has reduced the fire loss; careful investigation of fires has had very beneficial results, and full advantage has been taken by the department in getting the subject of fire prevention before the public.

"Fire prevention day of October 9th served to centralize the minds of the people on fire prevention, and the co-operative spirit of the citizen was made manifest by the activities displayed along this line, and by the valuable services rendered in the inspection of properties by fire departments, fire insurance agents and fire insurance companies, boy scouts, and members of the citizen body in conjunction with this department.

"It is gratifying to report that considerable headway has been made in this work principally because people are beginning to understand that the prevention of fires is everybody's business, that they benefit by this co-operation and not the insurance companies.

"As a result of this campaign of fire prevention commencing on January 1st, this year, the fire loss of the province has decreased approximately a million-and-a-half, and the total property loss for 1919 will not exceed the indemnity fund amounting to $1,900,000 paid by the companies in 1918. With the further development of fire prevention work in the province, it is hoped that a greater reduction in the fire losses will be accomplished."

GROWTH OF FIDELITY AND SURETY BUSINESS

Increase in Business Shows Appreciation of Bonds—United States and British Companies Still Get Most Business

By Henry E. Rawlings

THE past three years, and particularly the last, would seem to have reflected a slowly growing appreciation by financial, commercial and industrial firms, as also certain provinces and municipalities, of the merits of a fidelity bond upon their officers and employees occupying positions of trust, and likewise there has grown, from the same sources, a wider demand for surety bonds, in lieu of other security, to guarantee the completion of various undertakings by reason of their convenience of handling and the financial benefit and advantage to the principal without curtailment of his resources. However, the Dominion government, with the exception of the Department of Marine and Fisheries, prefer in such latter regard to continue the requirement that all tenders for contracts be accompanied by accepted cheques on chartered banks.

The Abstract of Statements of Insurance Companies in Canada for the past three years shows an increase in the number of companies transacting the above class of business, which now number twenty, and an increase in the premium revenue of from approximately $800,000 to $948,000, which for the year ending December 31st, 1918, was divided as follows:—

Three Canadian companies whose control is invested in Canada, approximately	$181,000
Four Canadian companies whose control is invested out of Canada, approximately	82,000
Eight British companies, approximately	302,000
Five United States companies, approximately	382,000
	$947,000

The Abstract does not indicate what percentage of such premiums is fidelity and what percentage is surety, and it is possible that it is towards such end that the Superintendent of Insurance has addressed a letter to the various companies, requesting their views as to separating the two classes of hazard in their annual statements to him, as, in the United States, is a matter of departmental requirement.

A BRITISH COMPANY

Union Insurance Society of Canton, Limited

Head Office : Hong Kong

Fire - Marine - Automobile - Hail Insurance

A Combination of Age, Magnitude and Experience.

Head Office for Canada : : 36 Toronto Street, Toronto

C. R. DRAYTON, Manager for Canada

Manual of Canadian Banking

By the late H. M. P. ECKARDT

This Book is listed by the Canadian Bankers' Association as a recognized text-book on banking practice. Chapters on Organization of a New Bank; Selection of the Junior; The Junior's Post; The Cash Book; The Discounts; Teller and Customer; The Bank's Business in Exchange; Receiving and Paying; The Accountant; The Statements; Manager of the Branch; Financing the Crops and the Mines; Relations with other Banks and with Head Office; Inspection of the Branch; Head Office; The General Manager's Department; The Board; Liquidation of Failed Banks.

Price $2.50 Postpaid

PUBLISHED BY

Monetary Times of Canada

TORONTO

The North West Fire Insurance Company

of Winnipeg

A Sound Canadian Company

Head Office

Main Street, Winnipeg

THOS. BRUCE, Deputy Manager

Eastern Branch

Corner St. James and McGill Streets

Montreal

T. L. MORRISEY, General Manager

Provincial Workmen's Compensation Boards

Accident Prevention and First Aid Emphasized in 1919 — Employees of Dominion Government Now Included — Payments to Foreigners Reduced for Benefit of Canadians — Association of Workmen's Compensation Boards.

By F. W. HINSDALE.

AN interesting criticism of the administration of workmen's compensation laws in Canada was recently made to me by a gentleman prominent in business and financial circles: "I have one serious fault to find," said he, "with the manner in which these laws are administered, and I confess that I fear its effect. No word of complaint ever reaches me," he continued, "and the whole business is conducted with such extraordinary efficiency and economy and apparently gives such complete satisfaction to all parties concerned, that I fear that it will be cited as a proof that the government can administer any large business fully as efficiently and as cheaply as any private interest, and that the principle of governmental administration may be extended into other fields."

My friend would have felt that he had far greater grounds for his fears had he known that instead of conducting the business only "as cheaply" as private interests, so far as the workmen's compensation boards are concerned, they have so administered their laws that already in Canada the savings to employers and the extra benefits received by workmen can each be measured in millions of dollars.

Formation of Boards

The secret of the marked success of all of the workmen's compensation laws in Canada, which provide for their exclusive administration by boards appointed by the government, and without the intervention of any insuring agencies, is to be found not only in the exceedingly earnest and efficient work of the individual members of the boards themselves and their several staffs, but great credit is due to the very able and disinterested manner in which this form of legislation was investigated, by the governments of Ontario, Nova Scotia and British Columbia, before their acts were passed. Under the system prevailing in Canada, as contrasted with the method obtaining in the United States, the whole expense of the investigations was paid by the provincial governments and the ablest legal talent was available at the expense of the government to draft the laws, and they were brought in and passed as government measures.

The boards themselves were appointed by the governments for long terms of service, but they were left completely unhampered by any government control as to the appointment of the members of their staffs, and without any entanglement with the civil service, thus freeing them, to the greatest possible extent, from the paralyzing influence of political control. So far as the boards with whose work I am most familiar are concerned, there is no surer way for an applicant to fail to secure an appointment than to base his application on the fact that he has a letter from a member of parliament, or is a friend of a minister of the Crown. The boards well know that it is much easier to refuse to employ such an applicant at the start than it is to discharge an incompetent clerk who has powerful political friends. They also know that any applicant who thinks he has to rely on political influence instead of upon his own personality and record in order to secure a position, is probably incompetent. Business efficiency is not usually the reason why men are able to secure recommendations from politicians. Given a law as well considered and a board carefully selected and so free from political control, and my friend may well fear, if he likes, that any business, no matter how large, that may be entrusted to such a board, will be most efficiently adminstered and at an immense saving to the public at large.

During the present year, especially, the work of accident prevention has been earnestly and effectively prosecuted by the British Columbia Board. Most gratifying results were promptly shown in the statistical records in which the costs of accidents are tabulated according to cause. Certain types of accidents, as from gears and unguarded machinery generally, and accidents to the eyes from grinding-wheels, have shown a marked decrease, both in number and in the extent of resulting disability. In the work of shingle mills, for instance, owing to the rigidly enforced requirements as to the installation of practical and inexpensive safety guards, serious accidents are now rarely reported, though in the earlier years of administration a distressing number of serious mutilations and losses of hands were constantly occurring. This work is still claiming the unremitting attention of the board, and clearly expresssed, practical safety regulations, especially applicable to logging and a number of other special industries, have now been prepared and will shortly be given the force of legal requirements. In Ontario this exceedingly valuable work is conducted by safety associations maintained by a number of the separate classes of industry and operated under the supervision of the board. This work of accident prevention has already resulted in saving to the employers of hundreds of thousands of dollars a year in assessments, and no part of the work of the boards gives them so much satisfaction as the certainty that their work in this direction has saved, and will continue to save, an untold amount of suffering.

Prompt and intelligent administration of first aid has been earnestly sought, and in British Columbia legal requirements upon employers in this respect have been included in the regulations of the board. All employers of ten or more workmen are required to provide themselves with specified supplies of first-aid material, and where fifty or more are employed, it is required that someone possessing a St. John's Ambulance, or other, certificate of competency be included in the staff. More extensive requirements as to first-aid equipment and the maintenance of a safety-first committee are provided in all cases where large numbers of workmen are employed. Employers generally have given the board their hearty co-operation in all this work, which has already shown most gratifying results.

Extended to Dominion Employees

Under Dominion legislation passed last spring provision was made for the payment of compensation through the provincial compensation boards to men injured in the various departments of government work, as in the Post Office, Customs, Fishery Patrol, Dominion Railways, and in the work of the Soldiers' Re-establishment Department. The benefits paid on account of accidents in the different provinces were to conform to the provisions of the several Acts which differ in many important particulars. Varying arrangements have also been made with the different boards as to the method of disbursements in such cases.

The Acts differ materially in regard to the payment of awards in cases where men killed in the different provinces leave dependents in foreign countries. In Ontario such payments are made only in cases where the dependents live in countries whose laws would be equally favorable to Canadian widows if the situation had been reversed. In British Columbia, where many Orientals are employed, it was urged that it should cost employers just as much when an Oriental or other foreigner was killed as it would if a Canadian were killed, as otherwise there might be a tendency to give preference to the employment of foreigners. By means of an amendment to the Act past at the last legislative session

THE WEST IS CALLING YOU

Great opportunities in the field with the live and progressive

THE WESTERN LIFE

ASSURANCE COMPANY

Head Office,

WINNIPEG, - MANITOBA

For details of openings in our agency force, communicate with

ADAM REID, - - - President

British Traders Insurance Company, Limited

Head Office : HONG KONG

Fire - Automobile - Hail Insurance

Head Office for Canada

36 Toronto Street, Toronto, Ont.

C. R. DRAYTON, Manager for Canada

in British Columbia, an ingenious method was devised of preventing this possible distinction as to employments; and the board is permitted to pay foreign dependents only in proportion to the relative cost of living in each country as compared with the cost of living in Canada. The present value of the reduction of the pensions found payable to foreign dependents on this basis is distributed as a bonus or extra dividend to dependents residing in Canada, with the result that widows residing in this country have so far been paid thirty-five dollars per month instead of twenty, and all dependent children have received seven and a-half dollars per month, instead of five dollars, limited to four in one family. Payments to mothers and other dependents have been increased in proportion. In Ontario, where similar conditions do not prevail, pensions to widows were raised by amendment, from twenty dollars to thirty and to children from five to seven and a-half dollars.

Some of the Acts also vary greatly in the maximum benefits payable to the workmen, and in the rates and methods of collecting assessments upon employers. For the purpose of studying and co-ordinating means for the prevention of accidents and most effectively promoting safe conditions of employment, and with a view to improving methods of administration and office procedure and securing, if possible, legislation tending to a greater degree of uniformity in the compensation laws, the Association of Canadian Workmen's Compensation Boards has just been organized. A conference of the chairmen of the Canadian boards met in Vancouver on December 1st, and a permanent organization was effected. Samuel Price, chairman of the Ontario Board, was selected president, E. S. H. Winn, chairman of the British Columbia Board, vice-president, and N. B. Wormwith, secretary, of the Ontario Board, secretary; the executive committee consisting of the president, vice-president and J. T. Stirling, chairman of the Alberta Board. The next convention of the Association of Canadian Workmen's Compensation Boards will be held in Toronto on the first Monday in October of next year.

Plate Glass Is An Unprofitable Line

1918 Figures Showed a Loss Ratio of Over Sixty per cent.—Price of Glass Continues Abnormal—Business Now on Yearly Basis—Large Volume This Year.

WHILE companies continue to solicit plate glass insurance business, recent figures of losses and premiums show this line to be unprofitable. Some solution must therefore be found, probably in the form of higher rates, but in the meantime the situation is causing considerable concern. In an interview with *The Monetary Times*, John Good, secretary of the Guardian Insurance Co. of Canada, said:—

"Very few, if any, of the companies have derived much profit from their plate glass department during the last few years, owing to the continuous rise in the price of glass. While rates have been increased generally, the present premiums are nothing like sufficient to take care of the higher prices charged by the glaziers. It is at least open to question if the glaziers can altogether justify their existing prices, and it would also be interesting to know if they can satisfactorily explain the reason why, after allowing for freight rates, there should be so much variation in the cost of glass in the different cities, namely, Montreal, Toronto, Winnipeg, Regina, Moose Jaw, Saskatoon, Calgary, Edmonton and Vancouver.

"The losses of the various companies during the past year have, on the whole, been heavy, and the public has not been slow to recognize the absolute necessity of securing glass insurance at a trivial cost compared to the great expense of having broken glass replaced.

Changes in Underwriting Practice

"The tariff companies have made several changes in their underwriting, although policy forms have not been altered to any great extent. Business is now only accepted on a yearly basis, the companies having ceased to issue three-year policies as was formerly the case in several provinces. Automobile garages which have proven very disastrous so far as glass insurance is concerned, are now subject to an extra charge of 50 per cent. of the tables. In cases of losses paid or replaced by the company, a reinstatement charge is now made for the continuation of the insurance of the new glass. This additional premium only applies to the broken light, the remaining glass covered not being affected.

"In the province of Quebec deplorable conditions exist owing to competition amongst certain companies, and the expressed statement of one company that their glass department is being used as a means to increase their connections for their other departments. The rates now being secured are totally inadequate, being in many instances considerably less than one-half of the premiums for 1918, notwithstanding that even in that year, the business proved unprofitable for many underwriters.

Cost of Glass Almost Trebled

"Below we show the cost of glass in the larger cities in Ontario and Quebec for the year 1913 as compared to the present time:—

1919.	Size.	1913.
$ 60.75	60 x 84	$22.40
99.50	84 x 96	37.80
127.90	96 x 108	48.60
218.00	108 x 120	76.50

"The glass supply houses freely admit that prices will continue to go much higher during the next twelve or eighteen months, while plate glass is becoming alarmingly scarce. With these conditions prevailing, glass insurance is a form of protection which property owners and tenants of stores and even dwellings, cannot afford to neglect."

Similar points were brought out by A. W. Eastmure, managing director of the Casualty Co. of Canada, in an interview with *The Monetary Times*. Mr. Eastmure said:—

"There is doubtless no class of property more legitimately a subject for insurance than plate glass, especially at this time of greatly enhanced values, more congested areas, increased traffic and a multiplicity of hazards. The great war has demonstrated what a serious handicap it is to any country to be dependent upon outside sources for a staple commodity. In Canada the impossibility of procuring plate glass at prices approximating to those ruling in normal times is an example. It is not manufactured in this country and, previous to the war, our market was in Belgium and northern France. In 1914 their people forsook peaceful pursuits to entertain the boche during a long period of destruction from which it will take some time to recuperate. Consequently we have been dependent for our supply upon the few plants in the United States, where the cost of production is very much greater, and the recent fuel situation there has caused our dealers no small concern.

Results for 1918

"On a premium income of $381,053 the twenty-one companies operating plate glass insurance in Canada in 1918 show a loss ratio of 65.2 per cent. The necessary data are not yet obtainable for 1919, but it is hoped the results will prove more favorable to the companies. It has been found necessary to increase the premium rates to meet the greatly advanced cost of replacements, but there is every reason to believe that the unusual conditions prevailing will not continue always and the companies are merely trying to make ends meet until normal conditions are restored."

ENDOWMENTS

requiring only the same low premium payments as ordinary Life and Limited Payment Life Policies and providing

PROTECTION DURING PRODUCTIVE YEARS

AND

PROVISION FOR OLD AGE

are issued only by the

London Life Insurance Company

LONDON - - CANADA

You simply cannot afford to ignore this ideal Insurance Contract.

Let us give you full particulars. In writing, please give age nearest birthday.

This Company has been able to maintain its Dividend Scale of Profits throughout the War and Epidemic period. 1919 Distributions are 165% of the Original Estimates.

POLICIES "GOOD AS GOLD"

British Northwestern Fire Insurance Company

Head Office

WINNIPEG, CANADA

SUBSCRIBED CAPITAL	$594,400.00
CAPITAL PAID-UP	244,500.00
SURPLUS	75,000.00
POLICY-HOLDERS' SURPLUS	319,500.00

President:
HON. EDWARD BROWN

Vice-President:
E. E. HALL

Managing Director:
F. K. FOSTER

The Continental Fire Insurance Company of Winnipeg

Head Office:
300 Nanton Building
Winnipeg, Man.

General Agents for Alberta:
H. B. Macdonald & Company, Limited
Calgary, Alberta

General Fire Insurance Business Transacted

Applications for Agencies invited.

Insure in a Canadian Company whose funds are invested in Western Canada.

New Developments in Burglary Insurance

Policies to be Divided in Accordance With English Practice — Good Field for Residential Burglary Insurance— Expansion in Mercantile Open Stock and in Messenger Hold-up Insurance

By A. E. KIRKPATRICK

WITH the rapid development of burglary business in Canada, especially during the last year, the companies doing this business have given more study than ever to the requirements of the insuring public, and especially in connection with the development of residence burglary it has been decided to adopt the method of burglary insurance for dwelling houses similar to that in force in England.

That is to say, the policy will be divided into two items, the first covering jewelry, furs and other extra valuable and easily removable articles and the second item covering household furniture and effects. In the United States, underwriters, in order to secure an adequate amount of insurance in proportion to the value of the property insured, have always leaned towards the insertion of co-insurance clauses in their policies. This the Canadian underwriters object to as being difficult to understand by the average assured and misleading in its effect and they propose to change their policies to follow more closely the English system which requires the insured to carry a certain proportion of the insurance value of the property, which proportion will probably not exceed 50 per cent. By this action the underwriters will be able to make rates which on the whole will be more advantageous to the insured and will do away with the old custom of issuing a very small policy, of say only $1,000, where the value of the contents of the residence might run to $10,000 or $20,000.

It is believed that the popularity of residence and mercantile burglary insurance will grow very rapidly in the immediate future and that, as is done in England, most householders will consider burglary insurance and place it in effect simultaneously with the placing of their fire insurance.

Money Covering Eliminated

The underwriters in England have long since eliminated money covering from residence policies, with a good effect on the loss ratio and the consequent cheapening of the cost of insurance to the consumer. Also jewelry and furs are not covered by their policies during the vacancy of a residence, and it is believed by the underwriters in England, and Canadian underwriters feel the same towards this matter, that people leaving their houses vacant for any length of time should not invite robberies and theft by leaving valuable jewelry and valuable furs in their residences, but that during the period of non-occupancy these should be deposited, in the case of jewelry, in a safety deposit box and in the case of valuable furs in a cold storage warehouse.

It is also the intention of the underwriters to make differentials in rates, based on experience according to different centres, so that certain centres which have a high loss ratio will bear their proper share of the cost of insurance, while locations having an extremely favorable record will receive the advantage in the matter of rates. Ultimately it is hoped that with the increase of the business under the new principles adopted a considerable decrease in the cost of burglary and theft insurance to the insuring public will accrue.

It is impossible in such a short article as this to more than touch on one branch of burglary insurance, but equally careful attention on the part of the underwriters is being given to mercantile or open-stock insurance throughout Canada, with the idea of placing this branch on a better footing and the same remarks apply to messenger hold-up insurance, for which the demand has increased a hundredfold since the commencement of 1919.

The extraordinarily good service given by some companies doing business in Canada, in rounding up a gang of international crooks who had commenced a series of bank robberies in Canada, has called the attention of the large financial houses in Canada to the desirability of patronizing exclusively companies thoroughly established in Canada, with large assets in Canada, and who have shown their capability for handling the investigation and protection features which are so valuable to the banking houses in Canada.

Speaking generally, never has the burglary situation been so satisfactory as at the present time, nor the prospects for the future more satisfactory.

EXPLOSION INSURANCE NOT APPRECIATED

"The outstanding feature regarding explosion insurance is that the public do not want it until a strike is imminent in any particular city, and then the insurance is only wanted in that city," said R. Hampson, of R. Hampson and Sons, Montreal, when asked by *The Monetary Times* as to new developments in this field in 1919. "The rate of insurance under these conditions is generally treble what it is in normal times. The cost of this form of insurance is very light, and with the generally unsettled state of affairs, it seems the part of prudence that all property owners should have such insurance in addition to their regular fire cover. We understand that in the United States it is becoming the custom for all large manufacturers, merchants and bankers to have such protection in the regular course of business."

DOMINION FIRE CHIEFS' ASSOCIATION

The 1919 convention, which was the eleventh annual convention of the Dominion Association of Fire Chiefs, was held in Calgary, Alberta, August 19th to 22nd. Considering the fact that the meeting place was so far west, the attendance was good. Fire Chief R. Pritchard, of Chatham, Ontario, who was president of the association for 1918-1919, occupied the chair. The president for 1919-20 is Emile Berthiaume, fire chief of Three Rivers, Quebec. The position of secretary has been for several years filled by James Armstrong, fire chief of Kingston, Ontario. The activities of the association and its membership are recorded in a yearbook issued annually.

The principal attention of the association at its annual convention and throughout the year is directed to fire fighting organization and equipment, and to building construction as affecting fires. One of the points discussed at the 1919 convention was the possibility of utilizing gas masks of the war type in this work.

Other questions which have occupied the attention of fire-fighting officers this year have been the double platoon system, which has recently been put into operation in Toronto, Chatham and some other cities. This method requires a larger staff and a higher wage bill. Another question has been whether employees of the fire department, along with other civic employees, should be permitted to organize unions, and affiliate with outside labor organizations. This was one of the issues in the Winnipeg strike and the city authorities held that such affiliation at least should not be permitted; the election of the mayor by a narrow majority in December last indicates that public opinion on this question is not unanimous. Firemen's unions, however, have been permitted in some other cities, and the general opinion is that such organizations should be permitted, but that all disputes should be settled if necessary by arbitration and no outside authority should be able to call a strike of such public servants.

If You Are Saving Money

—however small an amount each year—you are naturally anxious to secure the best possible returns from those savings. Have you considered the benefits of Life Insurance from a money-saving point of view?

Only a few weeks ago The Great-West Life Assurance Company received a letter from a Policyholder saying that his Policy, just matured, turned out the best investment he had ever made. This gentleman had, for many years, been engaged in operations that gave him unusual facilities for investing money to advantage—yet, when sixty years of age, he found his Great-West Policy the best investment he had ever made.

The Great-West Life has singular opportunities for investing the Policyholder's funds. For many years over 7% has been earned on investments, and this in the safest of securities.

A Life Policy, moreover, gives the safe protection for dependents that is to be had in no other way.

Ask for information regarding the many attractive Plans issued by

The Great-West Life Assurance Company

(Dept. "F.")

HEAD OFFICE - - WINNIPEG

BRITISH COLONIAL

Fire Insurance Company

MONTREAL

Canadian—Strong—Progressive

Fire Insurance at Tariff Rates

SUCCESS OF FIRE PREVENTION WORK

Influence of Publicity, Education, Criminal Legislation and Investigation of Suspicious Fires in Reducing Our Fire Losses

By E. P. Heaton

FROM the last obtainable information we learn that the fire waste of the North American continent for the first ten months of 1919 amounts, in round figures, to $218,000,000, against a total aggregate for the same period of 1918 of $290,000,000, or, in other words, a reduction of 25 per cent. —New York Journal of Commerce. From the details submitted month by month in *The Monetary Times*, Canada's share in the fire waste in the same period is estimated at $19,000,000, against a total of $29,000,000 in the corresponding period of 1918, or a reduction of 34½ per cent., so that Canada as a whole shows a material improvement.

Ontario's Position

According to the full returns furnished by the Ontario Fire Marshal, as published in the Public Service Bulletin, month by month, the fire waste for the first ten months of 1919 (the latest figures available) was under $8,000,000, against a total of over $14,000,000, or a reduction of 43 per cent. The loss to fire insurance companies, licensed and unlicensed, in Ontario for the same period also shows a reduction of about 40 per cent. less than the preceding year.

Ontario's record, which, roughly speaking, is one-half that of the Dominion, therefore, for 1919 stands out as decidedly hopeful and encouraging.

Another view of Ontario's hopeful situation is found in the number of fires in the province, which have decreased from 8,551 for the ten months of 1918 to 7,720 for 1919, and that notwithstanding a great increase in population and properties of the province by reason of the rehabilitation of the army now returned to residence and occupation within the province.

Influence of Fire Prevention Propaganda

He would be a bold man who would have the audacity to attribute this gratifying reduction to the fire prevention propaganda, but he would be wilfully blind who failed to acknowledge that it must be credited with some influence upon the improved situation.

Three important things are doubtless contributive to the reduction: first, the cessation of munition work, and of all day and night work in our factories. Second, the passage of the amendment to the Dominion Criminal Code and the appointment of a Dominion Fire Prevention Commission, in both of which directions material assistance has been given to the work. Third, the increasing fire investigation work of the province and the enlarged scope given to the office by the amending Act of 1919 in the direction of fire prevention.

Ontario Publicity

In the early part of the year 185,000 copies of "Fire Prevention on the Farm and Elsewhere" were printed and distributed throughout the province, and, while many of these met with the usual result of pamphlet education, the effect must have been salutary.

The "Cleanup" campaign, inaugurated under the proclamation of the Governor-General of the Dominion, was enthusiastically taken up throughout the province. A series of nine advertisements, dealing with all phases of fire prevention day, and directed toward various interests, appeared in the daily papers throughout the province on September 29th and October 2nd, 4th, 7th 8th and 9th; in the weeklies for three weeks prior to October 9th, and in the monthly and weekly magazines once a week for four issues prior thereto. (In the case of the monthlies, of course, the appearance was once a month.) The press throughout the whole province did everything possible to cooperate, and used much space in their news and editorial columns on behalf of this propaganda.

A prospectus for the day was prepared, published and distributed to all schools and principals of schools throughout the province; to municipal officials, fire chiefs, the members of the Ontario Fire Prevention League, and others. Ten thousand copies of lithographed fire prevention hangers were distributed throughout the province, chiefly to chiefs of fire departments. These were of an artistic and educational nature, and have been displayed, and, even at this writing, appear in many places. Special gold and silver medals were offered to the pupils of schools throughout the province for the best essay on the subject of "Fire Prevention," following teaching lessons in many schools on the same subject. The award of these medals will shortly appear, but the work of judging essays entitled to prizes, owing to the number received, is a task of heavy magnitude.

The work of education, which has been conducted through these channels, and which it has been arranged to continue in a more extensive manner, must produce corresponding results.

Ontario Fire Prevention League

The organization and development of this league is proceeding as rapidly as the organizing force of the office is able to attend to it, and it is safe to say that the most hopeful results must be expected from the organization of branch leagues throughout the province. It is our hope, under the authority conferred by the last legislature, to have a branch of the league in every city and town in Ontario, so that a local supervision and interest may be given to the work of inspection by uniformed firemen, by Boy Scouts, and by other officials, who, armed with the amendment to the Dominion Criminal Code, may be able to remove fire menaces, and thus prevent the occurrence of fires.

It is particularly gratifying the way such fire departments as Toronto, Ottawa, Hamilton, London, Port Arthur, Fort William, Kingston, Brockville, Oshawa, and a host of others are entering into the inspection system, and, while the results so far accomplished are truly wonderful, we are sanguine enough to hope that the future will not only continue to show a more marked improvement, but that this fair province may have removed from it a stigma which has so long attached to us in connection with our fire waste.

SICKNESS INSURANCE RATES TOO LOW

Recent Experience Has Been Unsatisfactory—Standard Policy with Higher Premiums May be Adopted

By John A. Jessup

GENERALLY speaking, all lines of insurance in Canada show a good increase in volume during the past year, and this also applies to sickness premiums. Unfortunately, the experience on this particular class of business has, during the past four or five years, been very unsatisfactory, and the loss ratio was very materially increased by the influenza epidemic of 1918.

It has been apparent for some time that companies have not been charging enough for this form of insurance, and the liability of the companies has been increased from year to year, owing to competition of new companies entering the field, who, in their zeal to build up a premium income quickly, have thought it necessary to add new features, such as nurses' fees, increased hospital indemnity and partial disability.

The time has arrived, however, when the companies cannot ignore conditions, and as a result of the very unsatisfactory experience, a meeting was held recently in Toronto, where it was practically decided by the majority of companies that they would launch a "standard" accident and sickness contract, and would endeavor to give the public a clear-cut contract at a premium sufficient to warrant the expectation of a reasonable profit at the end of the year.

Twenty-One Years of Undeviating Adherence to an Investment Policy Has Brought its Own Reward

When THE NATIONAL LIFE was established twenty-one years ago it was decided that an investment policy which would be a positive safeguard to the policyholder would be adopted. In pursuance of this policy the funds of the Company have been invested exclusively in Government, Municipal and School District Bonds, and a few Bank Stocks.

These Twenty-One years have been fraught with great difficulties for the young life insurance company. There have been several periods of great financial depression ; the greatest war in all history has been waged and won, and an epidemic has been experienced which caused more deaths in three or four months than the war itself.

But through it all The National Life has stood the unexpected financial strain without impairment of any of its financial resources. Owing to the exceptional quality of the investments of the Company, wide distribution, judicious selection, and the prompt unfailing payment of both principal and interest as they became due, the Company is stronger today than ever before in its history.

The National Life Assurance Company
OF CANADA

Head Office, National Life Chambers, Toronto

Canada Security Assurance Company

Guaranteed by Norwich Union Fire Insurance Society Limited

HAIL - FIRE - AUTO

OFFICERS :

John Baird Laidlaw	-	President
Sir James Lougheed	-	Vice-Pres.
M. A. McGee	- -	Treasurer
T. B. Redding	- -	Secretary

OFFICES :

Head Office : CALGARY, ALTA.

Branch Offices :

MOOSE JAW, SASK. **WINNIPEG, MAN.**

NON-TARIFF

FIRE

The Strathcona Fire Insurance Company

Montreal

"For ten years the **'Strathcona'** has pursued a safe and steady course and is now beginning to gather the fruits of its wise and sound policy."

Head Office :

90 St. James St., MONTREAL

GREATER DEMAND FOR INLAND TRANSIT INSURANCE

Shipments of Securities Increasing, as More Wealth Is Now Held in This Form—Losses on Parcel Post Business Have Been Too Heavy

BY J. E. PROCTOR

Inland transportation insurance is divided under the following headings:—

1. Stocks, bonds and securities sent by express or registered mail.
2. Merchandise forwarded by registered mail.
3. Merchandise forwarded by parcel post, both registered and non-registered.
4. Merchandise forwarded by freight and express.

There has been a considerable increase in the volume of business tranacted under the first heading owing to the large Victory loan issues that have been put out in Canada, and owing to the large increase of wealth and prosperity in the country there has been quite a large volume of securities sent from point to point and these are consequently insured in transit.

There has been a considerable increase in the volume of parcel post insurance. This method of merchandising is becoming increasingly popular. The losses on this class of business have been exceptionally heavy and certain corrective measures ought to be applied to circumvent the smaller losses that occur constantly through the disappearance of packages sent through the mails unregistered.

There is very little insurance placed on general merchandise shipped through the railway companies or express companies, the bill of lading of both institutions making them responsible for the goods while they are in their possession.

There has been no change in the cover offered or the risks it is necessary to insure against, with the exception that loss or damage by strikers, rioters, etc., has been introduced and can be insured against for an additional premium. This insurance was not taken advantage of on transit risks by the shippers in Canada but in the United States we are advised that a considerable volume of business was done.

FATAL INDUSTRIAL ACCIDENTS IN 1919

Deaths which take place in the course of industry are increasing in Canada, according to the table reproduced herewith. The total for the nine months of 1919 was 758, as compared with 693 for the first nine months of 1918. The total for 1918 was 1,222, compared with 1,195 in 1917, and 950 in 1916. The railways, mines and lumbering are responsible for about 50 per cent. of the deaths. Comparing the individual classes, increases are found in lumbering, miscellaneous transportation, public utilities and public and municipal employment; decreases are found in mining, pulp and paper, steam railways and machinery trades.

These figures are compiled by the department of labor with the assistance of provincial governments, and are made as correct as differences in provincial methods will permit. The principal agencies through which the information is secured are: The Board of Trade Commissioners of Canada; the Department of Public Works and Mines and the Workmen's Compensation Board of Nova Scotia; the Provincial Factory Inspector for New Brunswick; the Bureau of Mines of Quebec; the Workmen's Compensation Board, the Bureau of Mines, and the Chief Factories Inspector for Ontario; the Ontario Railway and Municipal Board; the Temiskaming and Northern Ontario Railway Commission; the Bureau of Labor, and the Workmen's Compensation Board of Manitoba; the Chief Factory Inspector and the Chief Inspector of Mines for Alberta; the Workmen's Compensation Board, and the Department of Mines, British Columbia.

FATAL INDUSTRIAL ACCIDENTS IN 1919 (with Comparisons.)

(Figures compiled by Department of Labour, Ottawa).

INDUSTRY OR OCCUPATION	1917		1918		NINE MONTHS OF 1919										
	Total	Percentage of Total	Total	Percentage of Total	Jan.	Feb.	Mar.	April	May	June	July	Aug.	Sept.	Total	Percentage of Total
Agriculture	40	3.4	36	2.9	2	1	.....	2	1	2	6	4	3	21	2.8
Fishing	24	2.0	5	.4	.....	.....	.....	2	.....	.....	3	1	.....	6	.8
Lumbering	156	13.0	155	12.7	17	13	8	6	26	19	8	10	7	114	15.0
Mines, Smelters, and Quarries	235	20.0	263	21.5	11	23	8	10	6	15	8	9	8	98	12.9
Railway, Canal & Harbour Constr'n	13	1.1	7	.6	1	2	5	4	4	8	1	2	3	30	4.0
Building and Construction	64	5.4	76	6.2	4	3	5	3	4	3	5	7	3	37	4.9
Metals, Machinery, and Conveyances	123	10.3	122	10.0	13	6	8	12	9	2	8	1	10	69	9.1
Woodworking Trades	7	.6	5	.4	.....	.....	1	2	.....	7	2	2	.....	14	1.8
Pulp and Paper Mills	24	2.0	25	2.0	1	3	1	2	.....	1	1	.....	1	10	1.3
Printing and Publishing	.....	.....	.....	.....	.....	.....	.....	.....	.....	.....	.....	.....	.....	.....	.....
Clothing	2	.17	2	.2	1	1	.....	.....	.....	.....	.....	.....	.....	2	.3
Textile	2	.17	4	.3	.....	.....	.....	1	.....	.....	.....	3	.....	4	.5
Food, Tobacco, and Liquor	16	1.3	41	3.4	4	.....	.....	5	1	2	1	5	1	19	2.5
Chemicals and Explosives	26	2.2	52	4.3	4	1	.....	8	2	.....	2	3	1	21	2.8
Leather	2	.17	3	.2	.....	1	.....	1	.....	.....	.....	.....	1	3	.4
Steam Railway Service	262	22.0	255	20.9	19	9	14	9	19	6	19	13	17	125	16.5
Electric Railway Service	10	.8	8	.6	2	.....	2	.....	.....	1	.....	1	4	10	1.3
Miscellaneous Transport	45	3.8	39	3.2	1	2	.....	9	6	10	8	14	2	52	6.9
Navigation	53	4.5	7	.6	.....	.....	2	.....	.....	.....	.....	.....	.....	2	.3
Public Utilities	29	2.4	29	2.4	2	3	1	2	6	5	7	6	5	37	4.9
Public and Municipal Employment	20	1.7	13	1.1	2	1	.....	.....	2	1	3	12	2	23	3.0
Miscellaneous Trades	42	3.5	.....	.....	2	3	1	4	7	5	3	10	6	41	5.4
Unskilled Labour	.....	.....	75	6.1	1	1	1	2	2	5	2	5	1	20	2.6
Total	1,195	100.0	1,222	100.0	87	73	57	84	95	92	87	108	75	758	100.0

Reinsurance

Advice on reinsurance matters given in connection with Life, Fire, Marine and General Casualty business. Reinsurance Treaties arranged with British and Foreign Companies. Excess Covers.

STERLING
OFFICES LIMITED
INCORPORATING
A. F. PEARSON & CO.,
ESTABLISHED 1877.

INSURANCE MANAGERS & RE-INSURANCE ADVISERS.

25, BIRCHIN LANE, LONDON, E.C.3.

Manager: R. M. MACLAREN.
Secretary: ROBERT W. REID.
Directors: A. RENDTORFF.
Underwriter: Wm. J. FOX.
Manager Treaty Dept. W. R. BEAVIS.
FRED'k SMITH.

Cable Address: "OSTERLINGA, STOCK, LONDON."
Codes: A.B.C. 5th, BENTLEY'S & WESTERN UNION.

BANKERS:—
LONDON: London Joint City and Midland Bank, Ltd. National Bank of Scotland, Ltd.
LIVERPOOL: London Joint City and Midland Bank, Ltd.
NEW YORK: National City Bank.
TORONTO: **Dominion Bank.**

OFFICES:—
LONDON: *Head Office:* 25, Birchin Lane, E.C.3.
LIVERPOOL: 28, Exchange Street East.
NEW YORK: 3, South William Street.
TORONTO: **67, Yonge Street.**

TELEPHONE: MAIN **5037.**
TELEGRAMS: "OSTERLINGA," TORONTO.

PROSPECTS FOR MORE LIVESTOCK INSURANCE

Very Few Changes in Recent Years, Although Volume of Business Has Increased Since 1915

By Ernest S. Carman

THERE has been little change in livestock insurance since 1915, except a small increase of premium income. In consequence of the war the department's income depreciated in 1915 60 per cent., as compared with 1913. This will be easily understood on reference to the report of the Canadian national livestock records. We rely for new business mainly on imported pure-bred breeding stock, that is to say, horses and cattle to which the Yorkshire livestock policies are confined.

In 1913 there were 1,490 head of pedigree horses and cattle for breeding purposes imported from Great Britain and Europe and in 1915 the total was 188. A large business was done in the spring of the year in shipments of horses from Ontario to the northwest for sale to settlers and homesteaders. This business for the same reason has almost disappeared. Indoor horse shows were also dropped.

Fewer Horses in Use

The carriage horses have been replaced in large cities by automobiles. Tractors in the prairie provinces have in many cases replaced the heavy horse for breaking up the large tracts of land. Racing has also been discontinued which has been the means of depriving the company of a considerable source of its income. The Stallion Enrolment Acts in the majority of provinces have gradually eliminated the grade stallion.

Movements are now on foot to do away with the scrub bull. This, of course, means a decrease in the number of animals insured but has also been the means on the other hand of enhancing the value of the pure-bred sire. Farmers are gradually being educated to breed from pedigree female stock and to select the best sire.

A considerable amount of insurance is being asked for on individual animals which is steadily increasing, especially dairy cattle. Fabulous amounts are being paid for bulls from celebrated strains, and we find the dairyman on realizing the value of his dairy stock is now appreciating the benefits of livestock insurance, which until the last two years he has failed to do.

The demand for saddle horses is increasing, which in my opinion is attributed to the demand for horses for military purposes. Another cause is that the successful business man owns an automobile and takes very little exercise and in order to keep himself in good health may be seen in Montreal during the week-end taking riding exercise, whereas up to five years ago he was never on a horse. With the hope for the return of racing next year we naturally anticipate an increase of business, judging by the high figures given in the United States and in England for yearling thoroughbreds. The heavy draft horse in large cities is being steadily replaced by motor vehicles. The cab horse is also being replaced by the taxi, all of which affects livestock insurance. Prospects, therefore, are confined to the pure-bred stallions, mares of various breeds, to the dairy cattle and to race horses.

Old Country Contracts Followed

There is little or no change in policies and contracts. The business is written on practically the same lines on which it is being conducted in the Old Country. The most important consideration is the moral hazard. The sum insured is restricted to an amount not exceeding two-thirds of the market value of the animal. The policy is one of indemnity limiting the company to two-thirds of the insured's loss. One branch of this class of insurance in Canada has been dissatisfying, and that is the company's policy covering the mare and the unborn foal. In England this forms by far the largest proportion of the business, but in Canada it is a negative quantity. In spite of every effort on the company's part farmers and breeders take little or no interest in this particular line. The policy insures the mare for a period of thirty days commencing with the act of foaling. The unborn foal can also be included. The amount of insurance is $10.00 and $15.00 to each $100.00 insured on the mare. For a small additional premium the period of insurance on the foal can be extended and the sum insured increased after a certain age.

PERSONAL ACCIDENT AND SICKNESS INSURANCE

Volume of Business Shows Good Increase, and All-Sickness Policy is Now in Demand

By W. Fearnley

A STEADY and substantial increase in the volume of new business in this department has taken place during the first ten months of 1919. This gratifying experience seems to be due to several causes. In the first place, large numbers of men whose insurance was discontinued when they went overseas, are now back in Canada, and have lost no time in seeking the protection they formerly carried. Another reason is that while many men are earning very much larger salaries than formerly, they realize that the purchasing power of the dollar has very largely diminished, and the necessity for protection against loss of salary resulting from accident or sickness disablement is being borne in upon their mind as never before.

Yet another reason is the demand for all-sickness policies to replace the low-priced but insufficient limited-health policies, and the experience of thousands of men who, during the recent influenza epidemic, carried such policies, was such as to cause them not only to seek the fuller covering but to increase the amount of their insurance.

It would be interesting to know just how many men were unable to make any claim for weeks of sickness, because the limited policy they carried did not include influenza in its coverings. There must have been thousands of such cases.

Sickness Claims Have Been Heavy

The increased volume of business to which reference has been made, is no doubt responsible for some increase in the number of claims paid during the ten months, but the fact is that the Dominion of Canada Guarantee and Accident Insurance Co. has, during this period, paid over six hundred more claims than during the same ten months in any year since the outbreak of the war, and, as an evidence of the value of an all-sickness policy in preference to any limited covering, it may be mentioned that during the twelve months, 15th October, 1918, to 15th October, 1919, the company paid no less than 2,159 claims amounting to $65,856.91 for disability resulting from influenza and its sequelæ.

Annexed are some interesting figures from the company's claims register, and the "hilarious" times the claims department had during the height of the influenza epidemic will be apparent to those who carefully note the figures for the last two months of 1918, and the first two months of 1919:—

Total Claims Paid

	1917.	1918.	1919.
January	213	196	504
February	214	222	384
March	264	232	303
April	241	267	298
May	191	207	227
June	162	191	193
July	155	162	203
August	134	144	165
September	147	192	191
October	189	201	227
November	155	585	...
December	165	562	...
	2,230	3,161	....

The Price of Success

is Service. The Manufacturers Life deserves success because for over three decades it has rendered Service to an ever-growing body of satisfied Policyholders.

Service builds an institution. It doesn't grow with haphazard or unbusinesslike methods. Back of our Service, we stand foursquare on the principles of sound Life Insurance.

The year 1919 has been the most remarkable ever experienced. The new business has far surpassed that of any previous year, while the payments to Policyholders in dividends and maturities is the largest on record. We prize very highly the confidence of our Old Policyholders, thousands of whom increased their protection with the Company of their choice, to offset the declining value of the dollar. If you are uninsured, or underinsured, write the Company or its nearest representative, for particulars of our guaranteed plans.

The Manufacturers Life Insurance Company

Head Office : : Toronto, Canada

The Saskatchewan Life Insurance Company

Head Office - Regina, Sask.

Subscribed Capital $1,000,000.00
Paid-Up Capital - 100,000.00

Insurance in Force $4,000,000.00

Owned and operated by, and for the benefit of the people of Saskatchewan

CHARLES WILLOUGHBY, President
DAVID LOW, M.D., Vice-President
H. O. POWELL, Vice-President
T. F. CONROD, Managing Director and Secretary

Beaver Fire Insurance Company

Head Office - WINNIPEG, MAN.

Authorized Capital	$1,000,000.00
Subscribed Capital	300,500.00
Paid-Up Capital	180,300.00
Policy Holders' Surplus	270,439.33

Reliable Agents Wanted

LIFE UNDERWRITERS' ASSOCIATION IS GROWING

Much Educational Work Done in 1919, and May be Legislation This Year—Membership Campaign

BY J. H. CASTLE GRAHAM

TO answer the question, what has the Life Underwriters accomplished in the past year, is indeed no easy one, in some ways, but on the other hand several marked developments have taken place. The association has a policy which takes in work of legislation, education, and publicity, and treats also ethical practices. Steady progress has been made in all of them with rapid growth along educational lines.

Due to the reconstruction period we have just been passing through, there has been very little legislation requiring attention, but a great deal is expected in the coming months when the interests of the policyholders will be carefully watched.

Educational Developments

A very important forward movement took place when the London organization undertook an educational congress, attended by agents from all sections of western Ontario. The congress lasted two days with one session thrown open to the public. This idea was again worked with success in central Ontario, and it has had great effect in stimulating and aiding the insurance men in those sections. This phase of education is bound to play a very important part in the association's endeavor to raise the status of the profession.

The London Association developed the idea still further by combining with the Ad Club of that city in putting on a series of lectures by the noted Arthur F. Sheldon, of Chicago.

Other Helps for Agents

To meet the growing and urgent need for fuller information both as regards the subject-matter of life insurance and salesmanship, the Life Underwriters' Association of Canada has secured for the agency force of the country, the Indianapolis Research and Review Service which is nothing short of a literary digest. In addition, they have secured a very thorough and complete salesmanship course, which fills a long-felt need, being the means of overcoming what is probably the greatest weakness of the field force.

The official organ of the Association, "The Life Underwriters' News," has been greatly increased in size, with several new departments added to it, with a corresponding increase in value to the members.

A certificate of membership has been prepared and many other small helps worked out for the benefit of the Association which has been reflected in an increase in membership of approximately 1,000, with plans for an extensive Dominion-wide membership campaign at the opening of the New Year, with the idea of adding at least another 1,500 to this. This being accomplished, the Life Underwriters' Association of Canada will have practically every live life insurance man enrolled.

The value of this co-ordination and co-operation cannot be estimated to the companies, the agents themselves, or to the public whom they serve. The present prosperity and the era of reconstruction is bringing responsibilities and opportunities and changes which demand the best thought and action which united effort can produce through the Association.

PROGRESS IN THE ACCIDENT AND SICKNESS FIELD

Increasing Volume of Business Written, But Loss Ratio Unfavorable—Higher Rates Intimated

BY GEORGE WEIR

IN the matter of benefits and special features, accident and sickness policies perhaps have not progressed in as great a degree in 1919 as in former years. The reason for this is that the modern accident and sickness policy has already been loaded considerably over the safety point and the time has now come when the pendulum must swing the other way if the business is to be placed on a safe and sane foundation.

Every company writing this class of insurance has up to recently vied with every other company in an effort to offer the public a more liberal policy than its competitor. The natural result has been an overloading of benefits, which, together with the abnormal waves of sickness that have passed over the country, has meant that practically no company has made any money on accident and sickness business during the past few years.

The influenza and smallpox epidemics have certainly left their impression on the loss records of the casualty companies. The loss ratio has been steadily increasing, and it need hardly be said that the past experience has been unprofitable, as the premiums have not been increased with the increased benefits, the high cost of administration and the heavy loss ratios.

Recent Experience Not Improved

In 1918 the total amount of accident and sickness premiums written in Canada amounted to $3,735,000. The 1919 figures, of course, are not available at this early date, but it is safe to say that a large increase has taken place during the past year, with no better experience than former years.

The companies generally have been quite alive to the fact for a long time that a change was very necessary and desirable, not only from the companies' point of view, but from the point of view of the insured. Discussions have been had from time to time and at the moment it is felt that the desideratum long looked for as to policies, rates, etc., may be brought into immediate effect. The coming year I think should see the accident and sickness business put on more sane and sound business lines than unfortunately it has been for many years.

LIFE INSURANCE TRANSACTED IN CANADA

CALENDAR YEAR, 1918 (Latest official figures)	Premiums for Year.	Number of Policies New and Taken up.	Amount of Policies New and Taken up.	Number of Policies in Force at Date	Net Amount in Force.	Number of Policies become Claims	Net Amount of Policies become Claims.	Claims Paid (including Matured Endowments,)	Unsettled Claims.	
									Not Resisted.	Resisted
	$		$		$		$	$	$	$
Canadian companies	38,728,487	132,645	179,236,965	811,890	1,105,503,447	16,501	19,269,975	16,063,180	5,365,058	29,504
British and Colonial companies	1,935,219	6,875	5,969,013	28,729	40,611,531	558	939,031	1,466,069	519,175	53,000
United States and other Companies	20,977,013	393,645	127,854,128	1,942,045	619,261,713	30,005	9,381,768	8,717,631	1,359,971	67,627
Totals for 1918	61,640,719	533,165	313,060,106	2,782,664	1,765,376,691	47,064	29,590,774	26,246,880	7,244,204	150,131
Totals for 1917	54,843,609	497,754	282,120,430	2,461,830	1,585,042,563	31,996	22,175,645	21,442,962	4,029,470	284,181
Increase, *i*; decrease, *d*	*i*6,797,110	*i* 35,411	*i*30,939,676	*i* 320,834	*i* 180,334,128	*i*15068	*i*7,415,129	*i* 4,803,918	*i*3,214,734	*d*134050

EXCELSIOR INSURANCE LIFE COMPANY

A STRONG CANADIAN COMPANY
ESTABLISHED 1889

Preliminary Announcement of the Results of 1919

New Business
OVER TEN MILLION DOLLARS

Assurances
OVER THIRTY-FOUR MILLION DOLLARS

An extremely favorable mortality experience, a substantial reduction in expense rate, high interest earnings combined with unsurpassed security are features which should influence you in placing your insurance with the Excelsior.

Particulars of our new Protection and Savings Policy will be sent on request.

Merchants Casualty Co.

Head Office: Winnipeg, Man.

The most progressive company in Canada. Operating under the supervision of the Dominion and Provincial Insurance Departments. Embracing the entire Dominion of Canada.

Salesmen Note

Our Accident and Health Policy is the most liberal protection ever offered for a premium of $1.00 per month.

Covers over 2,500 different diseases.

Pays for Five Years Accident Disability and Life Indemnity for illness.

Pays for Accidental Death, Quarantine, Operations, death of the Beneficiary and Children of the Insured.

HOME OFFICE
Electric Railway Chambers
WINNIPEG

MERCHANTS C. CASUALTY

Grand Openings for Live Agents

Ontario Head Office, - Royal Bank Building, Toronto
Quebec Head Office, Bank of Toronto Bldg., Montreal
Maritime Head Office, Higgins' Bldg., Moncton, N.B.

GUARDIAN ASSURANCE COMPANY

LIMITED

OF LONDON, ENGLAND

Capital Subscribed . .	$10,000,000
Capital paid up . . .	5,000,000
Total Investments exceed .	40,000,000

Fire Insurance

at Moderate Rates

Head Office for Canada:
Guardian Building, MONTREAL

H. M. LAMBERT, . Manager
B. E. HARDS, Assistant Manager

Toronto General Agents:
Messrs. ARMSTRONG & DeWITT, Limited
36 Toronto Street, Toronto

MANITOBA AMENDMENT TO INSURANCE ACT

Agents' Commissions Not to be Divided—Returns Required by Superintendent—Licenses Issued

THE Manitoba Insurance Act was amended at the last session of the provincial legislature. Some of the more important clauses provided for the filing of returns by the companies, prohibited misleading advertisements, and prohibited rebating. The terms of the amending Act are as follows:—

1. Paragraph (*dd*) of section 2 of chapter 98 of the Revised Statutes of Manitoba, 1913, being "The Manitoba Insurance Act," as enacted by section 5 of chapter 33 of 5 George V, is hereby repealed and the following paragraph substituted therefor:—

(*dd*) The expression "agent" means an acknowledged agent, sub-agent, or any person, firm or corporation who shall in any manner transact the business of insurance by negotiating for, or placing risks, canvassing or soliciting insurance except the officers and *bona-fide* salaried employees of a company who are not solicitors and who do not receive commissions or salaries in lieu of commissions.

2. Section 3 of the said Act is hereby repealed and the following section substituted therefor:—

3. Only sections 2, 5 to 20, 44, 45, sub-sections (3) and (4) of 51, and sections 53, 64 and 72 to 94 of this Act shall apply to a company licensed by the Dominion of Canada.

3. Section 19c of the said Act, as enacted by chapter 52 of 4 George V, is hereby amended by adding thereto at the end thereof the words "and a power of attorney to the superintendent of insurance in like manner as in sub-section (*b*) of section 9."

4. Sub-section 3 of section 31 of the said Act is hereby amended by striking out the word "shall" in the eleventh line and the word "appointed" in the thirteenth line thereof and by substituting therefor the words "may" and "nominated," respectively.

Filing of Annual Returns

5. Section 51 of the said Act is hereby amended by adding thereto the following sub-sections:—

(3) Every company registered under this Act shall file annually with the superintendent of insurance not later than the first day of April a statement of business written, premiums collected, losses paid and risks in force, on such forms as the Provincial Treasurer shall approve.

(4) Every company shall file annually with the superintendent of insurance on or before the fifteenth day of March a list of the names and addresses of every appointed agent, and shall also notify the superintendent of every cancellation of agency and new appointment monthly on or before the fifteenth day of each succeeding month.

(5) No company shall publish or issue any financial statement which does not in substance agree with the statement filed with the superintendent of insurance.

(6) No company or any officer, agent or employee of any company shall issue, publish or circulate any advertisement, letterhead, postal card, account or document purporting to state the subscribed capital as being actually and in good faith subscribed which contains any untrue or false statement as to the incorporation, control, supervision, management or financial standing of such company, and which is intended or calculated or likely to mislead or deceive any person dealing or having any business transaction with the said company, or with any officer, agent or employee of the company.

6. The said Act is hereby amended by adding thereto the following section:—

51A. Any company whose officer, agent or employee shall be guilty of any violation of sub-section 6 of the preceding section shall be liable on summary conviction to a penalty not exceeding two hundred dollars and not less than fifty dollars.

7. Section 81 of the said Act is hereby amended by inserting the words "or offer to undertake any contract" after the word "insurance" in the second line thereof, and by striking out the words "or purely mutual fire and hail insurance companies incorporated in the Province of Manitoba" where the same occur in the fifth and sixth lines thereof, and by adding thereto the following sub-section:—

(2) The certificate of authority issued to a partnership, firm or corporation shall include the *bona-fide* partners or officers of such partnership, firm or corporation where they devote their entire time to the interests of such partnership, firm or corporation holding such certificate of authority.

8. Paragraph (1) of section 91 of the said Act is hereby amended by adding thereto at the end thereof the words "(*d*) in case of mutual fire insurance $3.00."

Provision Against Rebating

9. The said Act is hereby amended by adding the following section:—

91A. No agent or other person representing, or doing business in the province for any company registered or licensed under this Act shall, directly or indirectly, divide or offer to divide his commission or other remuneration, or any other matter or thing or value with any person whose life, safety, health, fidelity, property or insurable interest he may be insuring or seeking to insure, or with any person having or claiming or appearing to have any influence or control over the person for whom insurance is sought to be placed unless such agent holds a subsisting certificate of authority.

10. Section 92 of the said Act is hereby amended by striking out the figures "91" in the second line thereof and by substituting therefor the figures "91A."

11. The said Act is hereby amended by adding thereto the following section:—

95. When in any mortgage or agreement for sale there is a term requiring the mortgagor or purchaser to insure the premises therein described and no specific insurance company is named, such term shall be sufficiently satisfied save as to amount by the production by such mortgagor or purchaser of a subsisting policy of insurance in any insurance company licensed to carry on its business in Manitoba.

12. This Act shall come into force on the day it is assented to.

License Changes

The following two companies were licensed during 1919:—

Greater Winnipeg Mutual Fire Insurance Co.	Fire
Canada Security Assurance Co.	Fire

The following companies registered:—

Car and General Insurance Corporation, Ltd.	Fire, accident, automobile, hail and sickness.
Girard Fire Insurance Co.	Fire and tornado.
Newark Fire Insurance Co.	Fire and automobile.
Scottish Metropolitan Insurance Co.	Fire, accident, automobile, burglary, guarantee and sickness.
Western Casualty Co.	Accident and sickness.
American Equitable Assurance Co.	Fire.

No licenses were cancelled.

BURGLARY UNDERWRITERS' ASSOCIATION

At a meeting, held in Montreal on November 24th, the Canadian Burglary Underwriters' Association was formed. The following officers were elected for the year 1920: President, A. E. Kirkpatrick, Toronto; vice-presidents, W. H. Burgess, Toronto, and R. Welch, Montreal; secretaries, H. G. Humphries, Toronto, and T. D. Hutchins, Montreal; treasurer, H. F. Roden, Montreal. A constitution was also drawn up and by-laws passed.

Canada's Foremost Life Assurance Company

FIRST to operate on Scientific principles whereby an absolutely "Square Deal" is given to every policy-holder irrespective of the age of the assured, or the plan of assurance he buys. Thus we are known as "Canada's first Scientific Life Assurance Company."

FIRST to provide free medical attention to policy-holders in times of epidemics. Our action during the recent "Flu" plague saved many lives.

FIRST to issue Life Assurance policies WITHOUT MEDICAL EXAMINATION.

FIRST to give the public TEN YEARS TO PAY for Dominion of Canada Victory Bonds.

FIRST to provide a borrower with the certain means whereby in the event of death such DEATH CANCELS MORTGAGE. The value of such a provision to a borrower's family is supreme and life-giving, for it removes worry.

FIRST to provide for the automatic cancellation of policy loans in the event of death. This is also a prime factor in the removal of worry and anxiety from the mind of the assured.

OUR MOTTO IS—"WE EXIST TO SERVE."

The Northwestern is a young Company—yes, and we are proud of it—proud of our youth, our strength—our virility—but the strength of any commercial or financial institution depends not upon its size or age, but upon the proportion of assets to liabilities. When subjected to this test the Northwestern stands

Among the Strongest Life Companies on the North American Continent.

Largest ratio of Policy Reserves of any Company. Generous Annual Dividends are now being paid. Most liberal policy conditions. Women at same rates as men. Specially attractive policies for railroad employees. Write for our descriptive literature.

The Northwestern Life Assurance Co.

WINNIPEG

H. R. S. McCABE, Managing Director. F. O. MABER, Secretary-Treasurer.

ALBERTA AMENDS HAIL INSURANCE CONDITIONS

One Company Incorporated This Year—Many Enter the Province, and Several Withdraw

THE Alberta Insurance Act was amended at the 1919 session of the Provincial Legislature, as regards hail insurance. The amendment is as follows:—

1. Schedule D (Hail Insurance conditions) of the said Act is amended—

(*a*) By striking out all that part of paragraph 7 thereof before the word "hereinafter" in the fourth line of the said paragraph and substituting therefor the following: "A person claiming under a policy shall when demanded in writing by registered letter from the company furnish within fifteen days after receipt of such letter (unless such time is extended by the company)a statutory declaration";

(*b*) By repealing paragraph 13 thereof and substituting therefor the following:—

"13. The insurance, if on the cash plan, may be terminated by the insured by giving written notice to that effect to the company by registered letter at its head or branch office or the general agency from which the policy was issued and upon the surrender of the policy, in which case the company may retain a customary short rate applicable to hail insurance for the time the insurance has been in force and shall repay to the insured the balance of the premium paid; if on the note plan, the insured shall pay the company the earned portion of the premium and on payment or surrender of such amount the company shall return the premium note."

New Companies in the Field

One company was incorporated by the Alberta legislature during the year; this was the Fifty-fifty Mutual Hail Insurance Society, with head office at Didsbury, Alta.

The following companies have been licensed since January 1st, 1918:—

1918

Northwestern Underwriters.
Minnesota Underwriters.
Merchants and Traders Assurance Co.
Farmers Fire and Hail Insurance Co.
Union Insurance Society of Canton, Ltd.
Maryland Assurance Corporation.
British Crown Hail Underwriters, Ltd.
Vulcan Fire Insurance Co.
New Hampshire Fire Insurance Co.
Boston Insurance Co.
Union Casualty Company of Winnipeg.
Capital Life Assurance Co.
Ridgely Protective Association.
Alliance Insurance Company of Philadelphia.
Queensland Insurance Co., Ltd.
British Traders Insurance Co., Ltd.
Columbia Insurance Company of Jersey City.
Car and General Insurance Co.
Standard Fire Underwriters.
Sterling Fire Underwriters.

1919.

Canada National Underwriters.
Fire Insurance Company of Canada.
Canadian Indemnity.
Merchants Fire Assurance Corporation of New York.
Scottish Metropolitan Assurance Co., Ltd.
Newark Fire Insurance Co.
Fifty-fifty Mutual Hail Insurance Co.
Western Casualty Co.
Federal Insurance Co.
Stuyvesant Insurance Co.
Girard Fire and Marine Insurance Co.
New Jersey Insurance Co.
National Union Fire Insurance Co.
Royal Victoria Mutual Fire Insurance Co.
United States Fire Insurance Co.

The following companies withdrew during 1918:—

British Columbia Life Insurance Co.
Hamilton Fire Insurance Co.
La Sauvegarde Life Insurance Co.
Canada Hail Insurance Co.
National Union Fire Insurance Co.
Saskatchewan Life Insurance Co.
Western Canada Accident and Guarantee Co.
Farmers Mutual Fire Insurance Company of Edmonton.

NO LEGISLATION IN ONTARIO

The feature of the insurance business in Ontario this year was the publication of the Masten report on fire insurance, after an investigation lasting from August, 1916, to January, 1919. It originated in allegations that the profits in the business were too high, and that some of the practices of the companies were arbitrary. Justice Masten, K.C., in his report, which was submitted to the provincial legislature in March, almost entirely vindicated the companies and the Canadian Fire Underwriters' Association. Several recommendations were made, however, and some new legislation may follow this year.

Below is a list of companies newly registered in Ontario during the year 1919:—

American Merchant Marine Insurance Co. (Marine).
American Equitable Assurance Co. of New York.
Boston Insurance Co. (Marine).
Car and General Assurance Co.
City of New York Insurance Co. (Marine).
Federal Insurance Co. (Marine).
Fire Insurance Co. of Canada.
Merchants Fire Insurance Corporation of New York.
Motor Union Insurance Co., Ltd.
Newark Fire Insurance Co.
New Jersey Insurance Co.
Scottish Metropolitan Assurance Co., Ltd.
Western Life Assurance Co.
Old Colony Insurance Co. (Marine).
Queensland Insurance Co., Ltd.

FIRE INSURANCE TRANSACTED IN CANADA

CALENDAR YEAR, 1918 (Latest official figures)	Net Cash received for Premiums	Re-insurance and return Premiums	Gross Cash received for Premiums	Gross amount of policies new and renewed	Net amount at risk at date	Net amount of losses incurred during the year	Net amount paid for losses	Unsettled Claims	
								Not resisted	Resisted
	$	$	$	$	$	$	$	$	$
Canadian Companies	5,493,274	4,374,829	9,868,103	896,061,399	761,834,200	2,556,274	2,740,065	375,607	28,793
British and Colonial Companies	18,559,696	4,138,448	22,698,144	2,144,480,250	2,474,168,406	9,345,935	9,908,040	1,067,629	301,405
United States and other Companies	11,680,413	3,978,732	15,659,145	1,530,256,602	1,349,921,011	6,409,915	6,637,610	1,123,983	49,575
Totals for 1918	35,733,383	12,492,009	48,225,392	4,570,798,251	4,585,923,617	18,312,124	19,285,715	2,567,219	379,773
Totals for 1917	31,246,530	11,634,473	42,881,003	4,049,059,999	3,986,197,514	17,734,444	16,379,102	3,977,333	385,899

THE

Canada National Fire Insurance Company

HEAD OFFICE - WINNIPEG, CANADA

Authorized Capital - $3,000,000 Subscribed Capital - $2,050,400
Paid-in Capital - - $1,795,077 Assets - - - - $2,468,523
Surplus to Policyholders, $2,040,916

BOARD OF DIRECTORS:

President: J. H. G. RUSSELL.
Vice-Presidents: LT.-COL. D. E. SPRAGUE. F. H. ALEXANDER.
Managing Director: W. T. ALEXANDER.

DIRECTORS:

E. L. Taylor, K.C. W. J. Boyd. Dr. A. D. Carscallen. S. D. Lazier. F. N. Darke, Regina.
Andrew Gray, Victoria. Col. The Hon. A. C. Rutherford, K.C., Edmonton. Thos. S. McPherson, Victoria.

GENERAL FIRE INSURANCE BUSINESS TRANSACTED

AGENCIES:

TORONTO, ONT.—Lyon & Knowland.
VICTORIA, B.C.—R. W. Perry
VANCOUVER, B.C.—E. E. Campbell, Rogers Building
CALGARY, Alta.—Newton & Nowers
EDMONTON, Alta.—Allan, Killam, McKay, Alberta, Limited
REGINA, Sask.—Anderson, Lunney & Co., Limited
SASKATOON, Sask.—Willoughby-Sumner Co., Ltd.
General Agent, NOVA SCOTIA—A. J. Bell & Co., HALIFAX

A CANADIAN COMPANY INVESTING ITS FUNDS IN CANADA

THE EMPLOYERS'
LIABILITY ASSURANCE
CORPORATION LIMITED
of LONDON, ENG.

PERSONAL ACCIDENT
SICKNESS
EMPLOYERS' LIABILITY
WORKMEN'S COMPENSATION
AUTOMOBILE
BURGLARY
FIRE
FIDELITY GUARANTEE
CONTRACT BONDS
COURT BONDS
BOILER

Everything but Life Insurance

C. W. I. WOODLAND
General Manager for Canada and Newfoundland

Temple Building
TORONTO

Lewis Building
MONTREAL

Mount Royal Assurance Company

ESTABLISHED 1902

Capital Paid-up	$ 250,000.00
Total Annual Income	940,176.29
Surplus to Policyholders	888,133.44
Total Funds	1,436.842.12
Total Losses Paid	2,692,201.59

Toronto Office : 82-88 King Street East
Shaw & Begg, Limited, General Agents

HEAD OFFICE: 17 ST. JOHN STREET
MONTREAL

J. R. MACDONALD, P. J. PERRIN } Joint Managers

Applications for Agencies invited in unrepresented localities.

INSURANCE CHANGES IN SASKATCHEWAN

Legislative Amendments Aim at Stricter Control—Hail Companies Must Provide Reserves—Many Fire Companies Enter the Province

DURING the 1918-19 session of the Saskatchewan legislature several amendments were made to the Saskatchewan Insurance Act. These amendments may be summarized as follows:—

1. The officers and agents of any company licensed under the Insurance Act, and adjusters, when required by the Superintendent of Insurance, must furnish full information relative to any contract of insurance in Saskatchewan, or relative to any settlement or adjustment under a contract of insurance.

2. All policy forms must be approved by the Superintendent of Insurance.

3. All licensed companies shall print, stamp or write on the face of every insuring document the words "licensed under the Saskatchewan Insurance Act."

4. All deposits of provincial licensees shall be readjusted on or before May 1st in each year.

5. Provincial mutual fire insurance companies licensed only for the insurance of farm buildings, their contents, and of isolated risks other than mercantile and manufacturing risks, and provincial mutual hail insurance companies are not required to make deposits under the Act.

Valuation of Securities

6. The minister in charge of the insurance department may valuate the securities deposited under the Insurance Act and may certify the value at which such deposit will be accepted.

7. Power of attorney for the counter-signature of Saskatchewan contracts cannot be given by resident agents of Saskatchewan to outside agents.

8. Provincial hail companies must set aside as a hail insurance surplus fund at least 50 per cent. of the profits of business during the year and continue to do so until the surplus fund is equal to at least 50 per cent. of the net hail premiums received during the preceding calendar year, at which proportion it must be maintained.

9. Sections were added to the Insurance Act stating in what securities a provincial company may invest its surplus and reserve funds.

New Licenses Issued

The following is a list of companies to whom licenses were issued during the year 1919:—

British Traders' Insurance Co., Ltd.....	Toronto.
British Underwriters' Agency of the British Colonial Fire Ins. Co.	Montreal.
Car and General Ins. Corp.	Montreal.
Canadian National Underwriters' Agency of the Union Casualty Co	Winnipeg.
Columbia Insurance Co.	Jersey City.
Fire Insurance Co. of Can.	Montreal.
Federal Insurance Co.	New Jersey.
Merchants Fire Assurance Corp.	New York.
Middle West Insurance Co.	Moose Jaw.
Newark Fire Insurance Co.	Newark.
National Ben Franklin Fire Ins. Co...	Toronto.
New Jersey Insurance Co.	Newark.
Northwestern Mutual Fire Ins. Co.	Weyburn.
La Societe Des Artisans Canadien-Francais	Montreal.
Standard Fire Underwriters' Agency of the Phenix Fire Ins. Co.	Montreal.
Stuyvesant Insurance Co.	Toronto.
United States Fire Ins. Co	New York.

Fire insurance companies, it will be noticed, predominate in this list. Many of the companies, of course, write casualty lines in addition to fire insurance.

ALBERTA MUNICIPAL HAIL INSURANCE

Over Twelve Millions Carried in 1919—Losses Five Hundred Thousand—Protection May be Increased

UNDER the terms of the Municipal Hail Insurance Act, 1918, seventy-three Alberta municipal districts formed themselves into a hail insurance district. The administration of the Act is in the hands of an elected board of nine members, which meets at Calgary, under the chairmanship of E. H. Malcolm. The municipalities are authorized to carry on hail insurance and to collect a tax upon the crop area for the payment of losses and expenses. R. V. Nicolson, deputy superintendent of insurance for Alberta, has written *The Monetary Times* giving the following results for the year:—

"Crops insured June 15th, approximately 2,000,000 acres.

"Withdrawn up to July 20, approximately 500,000 acres.

"Total insurance carried throughout year over $12,000,000 (over 93 per cent. was insured at $8.00 per acre).

"Total losses for the year approximately $506,000.

"The rates of hail tax per acre for the year 1919 as fixed by the Hail Insurance Board are as follows:—

"Crops insured at $8.00 per acre for entire season, six per cent. or 48 cents per acre.

"Crops insured at $8.00 per acre but withdrawn as per section 26, subsection 2, between June 15th and June 29th, four cents; between June 29th and July 6th, eight cents; between July 6th and July 13th, 12 cents, and between July 13th and July 20th, 16 cents per acre.

"The rates for $6.00 insurance are three-quarters of these amounts.

"In setting the rate provision was made for: (1) Payment of awards in full; (2) all other expenditures for the year; (3) a surplus of approximately $100,000 or 20 per cent. of the losses.

"The hail insurance assessment shows about $780,000 due from the municipal districts. From this will have to be deducted the taxes on soldiers' lands. We cannot tell yet how much this will be. One municipal district claims rebate of 104 quarter sections, but I think this is exceptional.

"The cost of obtaining the insurance will be about $25,000. We propose to pay a flat rate per township for getting out the notices, etc., and a commission of about two per cent. of the tax. These payments will be made to the municipal districts, generally to the secretary-treasurer.

"You will notice," adds Mr. Nicolson, "that the total insurance carried was over $12,000,000. This at the rate charged by the stock companies would mean a premium of over $1,000,000, which is larger than the combined operations of all the companies."

It is probable that amendments to the Act will be made at the next session of the legislature. Many farmers desire more protection, some claiming that the protection should be doubled. This would, of course, involve higher premiums.

FINDS TWENTY-YEAR POLICY POPULAR

In commenting on results in 1919, A. Martin, High Court Secretary of the Ancient Order of Foresters, said to *The Monetary Times*:—

"The life insurance department of the Ancient Order of Foresters is a separate mutual life institution, established in 1898, and constituted upon similar level premium principles to the ordinary life insurance companies. All the A.O.F. policies are profit-bearing. Every five years substantial dividends are declared, thus making the net cost of our insurance particularly economical.

"During 1919, the new business issued has almost trebled that of 1918. The most popular policies are those of 20-pay life and 20-year endowment. The demand for joint life has also been greater than in former years. The call for our infantile $100 20-year endowment and $250 20-year endowment has also exceeded our expectations."

LONDON GUARANTEE AND ACCIDENT COMPANY LIMITED

GEO. WEIR
Manager for Canada

Head Office for Canada
TORONTO

ESTABLISHED 1869

FIDELITY GUARANTEE BONDS
COURT AND CONTRACT BONDS
ACCIDENT AND SICKNESS POLICIES
AUTOMOBILE INSURANCE
EMPLOYER'S LIABILITY
TEAMS AND ELEVATOR

FIRE and HAIL INSURANCE

The Mutual Life and Citizens' Assurance Company Limited

(OF AUSTRALIA)

CHIEF OFFICE : 286 ST. JAMES ST., MONTREAL

Points from Thirty-Second Annual Report for Year Ended 31st December, 1918.

Total Assets exceed	$71,450,000
Ordinary Branch New Business for 1918	10,000,000
Income for year exceeds	8,200,000
Payment to Policyholders for year exceeds	4,500,000

(Not including bonuses of over $1,000,000 credited to Ordinary Branch policyholders but not yet drawn).

PROGRESS OF THE COMPANY.

Year	Income	Funds
1898	$1,227,914	$ 2,067,847
1908	4,306,056	21,654,204
1918	8,206 057	53,774,228

The Mutual Life and Citizens' guarantees on each of its ordinary Branch policies a low rate of expense to policyholders, and for the year 1918 the percentage of Ordinary Branch expenses to premiums was only 10.9, which is less than the guarantee.

BIG BONUSES. **LOW EXPENSES.**

Applications for Agencies Invited.

Secretary : J. P. MOORE, A.I.A.

Dominion Insurance Changes in 1919

Fraternal Societies Must Become Solvent, and Submit to Annual Examination by Competent Actuary — Many Insurance Companies Incorporated—List of New Licenses Issued—None Cancelled

THE only general Act relating to insurance passed by the parliament of Canada during the sessions held in 1919 was an Act amending the Insurance Act, 1917, respecting fraternal benefit societies. The Act comes into force on January 1st, 1920, with the exception of a section enabling the department to deal with societies heretofore licensed which are shown to be unsound.

The objects and provisions of the Act may be summarized as follows:—

The object of this Act is to provide additional safeguards for the members of fraternal benefit societies operating in Canada, and to make it necessary for foreign fraternal benefit societies to obtain licenses under the Insurance Act, before transacting business in Canada.

The Insurance Act as passed in 1917, and as it has existed since 1885, exempts from its provisions fraternal benefit societies, and at the present time the only fraternal benefit societies licensed under the Act are those societies which have been incorporated by the Dominion parliament and whose charters require them to obtain such licenses. Of these there are at present seven. There is in addition one provincially incorporated society which has voluntarily submitted itself to the provisions of the Act.

Sixteen Foreign Societies

In addition to these societies there are operating in Canada sixteen foreign fraternal societies and a large number of fraternal societies incorporated by the legislatures of the various provinces. The Dominion parliament has jurisdiction to require the foreign societies to obtain licenses before transacting business in Canada and this requirement is imposed by the Act. For foreign societies not now transacting business in Canada the Act provides that they must be actuarially solvent before obtaining licenses.

For the sixteen foreign societies now transacting business in Canada, many of which are actuarially insolvent, the Act provides that they may receive licenses up to 1925, provided they properly secure their new members by deposits in Canada held for their protection exclusively. After 1925, however, the societies must be entirely solvent if their licenses are to be continued. Foreign societies now transacting business in Canada which are unable to get a license, may continue business in respect of existing policies without incurring penalty.

Parliament has not the same jurisdiction in respect of the provincial societies, and the provisions of the Act are that these societies may obtain licenses under the Act if they are actuarially solvent, but they are not compelled to do so. If such a society applies for a license and is not actuarially solvent, it may obtain a license until 1925, if it either deposits with the minister securities to fully protect new members, or creates a separate class, whose fund is actuarially solvent, into which new members will be admitted. After 1925, the license will be continued only if the society as a whole is actuarially solvent.

Actuary Must be Competent

One of the most important provisions of the Act is that requiring annual valuations by an actuary and an annual certificate by an actuary that the society is actuarially solvent. The standing of the actuary is assured by requiring that he shall be a Fellow of the British Institute of Actuaries, or the Faculty of Actuaries of Scotland, or the Actuarial Society of America. It is believed to be essential that the many serious problems facing these societies should be dealt with by actuaries of the highest standing.

The Act repeals certain sections of the Act respecting Assessment Companies under which the licensed societies have been operating and which have been for some years more or less inapplicable to these societies, and substitutes a new Part IIA, applicable solely to fraternal societies. The Act also repeals the exemption granted to fraternal societies.

Acts of Incorporation

Private Acts incorporating insurance companies or amending existing Acts of incorporation were passed as follows:—

1. Canada Accident Assurance Company.—This Act changes the name of the company to the Canada Accident and Fire Insurance Company, in order to better describe the classes of business transacted.

2. The Canadian Merchant Service Guild.—This Act incorporates the guild as a fraternal benefit society for the purpose of uniting fraternally all persons employed in ships operating in and out of Canadian waters and to provide for the insurance of the members in accordance with the provisions of the Insurance Act.

3. The Commercial Life Assurance Company of Canada.—This Act provides for the change of name of the Alberta-Saskatchewan Life Insurance Company to the Commercial Life Assurance Company of Canada.

4. The Empire Life Assurance Company of Canada.—This company was incorporated in 1911, but did not obtain a license prior to the outbreak of war, since which time little progress has been made in organization. The Act extends until April 4th, 1920, the time within which a license may be obtained under the Insurance Act.

5. The Fire Insurance Company of Canada.—This company was incorporated in 1916, and licensed in 1918. The Act provides for the use of the French equivalent of the English name, namely, La Compagnie d'Assurance du Canada contre l'Incendie. It also authorized the company to transact additional classes of insurance to those authorized by its original Act of incorporation.

6. The Grain Insurance and Guarantee Company.—This Act incorporates the company with head office in Winnipeg, and with power to transact fire, guarantee, accident, burglary, sickness, inland marine, inland transportation, automobile and plate glass insurance.

7. The North Empire Fire Insurance Company.—This Act authorizes the company to transact additional classes of insurance and validates certain transactions which took place in the year 1912, by which the company took over the business and acquired the shares of the Canada West Fire Insurance Company and issued shares of its own capital stock to the shareholders of the Canada West.

New Licenses Issued

During the year 1919, licenses were issued for the first time under the Insurance Act, 1917, to the following companies:—

American Alliance Insurance Company, for fire insurance and automobile insurance (limited to the province of British Columbia); to the Halifax Fire Insurance, Antigonish Farmers' Mutual Fire Insurance Company, Cumberland Farmers' Mutual Fire Insurance Company, Kings' Mutual Fire Insurance Company, Pictou County Farmers' Mutual Fire Insurance Company, The Mutual Fire Association of Canada, for fire insurance; (limited to the province of Nova Scotia), to the Girard Fire and Marine Insurance Company for fire and tornado insurance; to the Motor Union Insurance Company, Limited, for fire, accident and automobile insurance and to the Western Casualty Company for accident and sickness insurance (limited to the provinces of Alberta, British Columbia, Manitoba and Saskatchewan); to the American Equitable Assurance Company of New York, for fire insurance; and the China Fire

THE
MONARCH LIFE
ASSURANCE COMPANY

Head Office : Winnipeg

A GOOD COMPANY *for* GOOD AGENTS

OUR MOTTO :

Security and Service

President :
J. T. GORDON

Vice-Presidents :
W. A. MATHESON and F. W. ADAMS

Managing Director :
J. W. W. STEWART

Secretary and Actuary :
J. A. MACFARLANE, A.I.A.

The Beneficiary of an Insurance Policy

is usually a woman — a wife or mother with little or no experience in the principles of sound investment. The expert business man realizes the folly of entrusting the investment of large insurance sums to an inexperienced woman. He prefers

The MONTHLY Income Policy

by which a guaranteed monthly payment is made to his beneficiary throughout her lifetime.
His income is continued to her after his death, with no risk of loss or depreciation from investments.

Try such a Policy in

THE DOMINION LIFE
Assurance Company

ORGANIZED 1889

Head Office - WATERLOO, ONT.

Insurance Company, Limited, for fire insurance (limited to the province of British Columbia).

There have been no licenses of insurance companies cancelled during the year.

Licenses for Additional Lines

The following companies previously licensed have obtained licenses for an additional class or classes of insurance as indicated:—

The Eagle, Star and British Dominions Insurance Company, Limited, and to the London Guarantee and Accident Company, Limited, for hail insurance; to the General Animals Insurance Company of Canada, for plate glass insurance; to the Dominion Fire Insurance Company, for hail and automobile insurance; to the Canadian Surety Company, for insurance of automobiles against fire; to the Canadian Fire Insurance Company, for automobile insurance; to the General Accident Assurance Company of Canada, for fire and hail insurance; to the Globe and Rutgers Fire Insurance Company, for automobile and inland transportation insurance; to the Alliance Assurance Company, Limited, for burglary, hail and plate glass insurance; to the Great American Insurance Company, for explosion insurance; to the New Jersey Insurance Company, and the Newark Fire Insurance Company, for automobile insurance; to the Scottish Union and National Insurance Company, for explosion insurance; to the Continental Insurance Company and Fidelity-Phenix Fire Insurance Company of New York, for explosion and hail insurance; to the Providence Washington Insurance Company, to the Westchester Fire Insurance Company and to the Liverpool-Manitoba Assurance Company, for explosion insurance; to the Union Assurance Society, Limited, for automobile insurance; to the Glens Falls Insurance Company, for explosion and inland transportation insurance; to the Alliance Insurance Company of Philadelphia, and to the Springfield Fire and Marine Insurance Company, for automobile insurance; to the Merchants' Fire Assurance Corporation of New York, for hail insurance; to the American Surety Company of New York, for burglary insurance; to the Federal Insurance Company, for hail insurance; to the General Animals Insurance Company of Canada, for automobile insurance; to the Dominion Gresham Guarantee and Casualty Company, for inland transportation insurance; to the United States Fire Insurance Company, for fire, automobile (excluding insurance against loss by reason of bodily injury to the person), explosion and tornado insurance to the Ætna Insurance Company, for inland transportation insurance; to the Employers' Liability Assurance Corporation, Limited, for explosion insurance; to the Northern Assurance Company, Limited, for accident, automobile and sickness insurance; to the Equitable Fire and Marine Insurance Company, for explosion insurance; to the Hartford Fire Insurance Company, for automobile insurance (excluding insurance against loss by reason of bodily injury to the person); to the London and Lancashire Guarantee and Accident Company of Canada, for automobile insurance; to the Northern Assurance Company, Limited, for guarantee and plate glass insurance; to the Northwestern Mutual Fire Association, for automobile insurance (excluding insurance against loss by reason of bodily injury to the person), limited to the province of British Columbia.

EXPERIENCE OF ALLIANCE NATIONALE

"We do not remark any extraordinary event during the year 1919," said Charles Duquette, chief agent of the Alliance Nationale, Montreal, to *The Monetary Times*, when asked as to their experience in sickness insurance in 1919. "We do notice, however," he continued, "that the Insurance Department of the Dominion is taking more interest in the question and seems to prepare itself to control efficaciously this kind of insurance. We appreciate this movement of the Dominion."

Another observation is that during 1919 the claims are reduced in a large proportion. Referring to his own society, Mr. Duquette said that it does not issue policies or certificates for sickness benefits, this kind of insurance being ruled by the society's by-laws.

NOVA SCOTIA REGULATIONS STRICTER

Fire as Well as Life Agents Now Require Licenses—Insurance Companies More Heavily Taxed

AT the last session of the Nova Scotia legislature, certain amendments were made in respect to the law governing insurance companies. The principle requiring insurance agents to have certificates of authority was extended to include agents for fire as well as those for life and accidents, the statutes in this regard being chapter 14 of the Acts of 1919. Chapter 13, Acts of 1919 also amended the Supplementary Revenue Act regarding the amount of tax payable thereunder. The clauses of this Act applying to insurance companies were as follows:—

5. (1) Every insurance company shall pay on or before the first day of June, A.D. 1919, a tax of one and three-quarters per cent. and thereafter annually a tax of two per cent., calculated on the gross premiums received by the company in respect of business transacted in Nova Scotia; provided, however, that if such a tax would amount to a sum less than one hundred dollars, a minimum tax of one hundred dollars shall be paid.

(2) In case of reinsurance by an insurance company, the company reinsured shall be exempt from the tax imposed on the portion of the premium paid to the reinsuring company, but the reinsuring company shall be liable for the tax in respect thereof as part of its gross premiums. Where the reinsuring company does not transact business in Nova Scotia or has no principal or head office therein, the company reinsured shall retain in its hands so much of the premium for reinsurance as is equivalent to the tax imposed in respect of such premium, and shall be liable for the tax and for the payment to the Provincial Treasurer.

How Tax is Calculated

(3) In estimating the amount of the tax payable under this Act by an insurance company, every premium which:

(a) is by the term of the policy or a renewal thereof, or otherwise, payable in Nova Scotia; or

(b) is paid in Nova Scotia; or

(c) is payable in respect of insurance of a person or property resident or situate in Nova Scotia at the time of payment, whether such premium is earned wholly or partly in Nova Scotia or elsewhere, and whether the business is transacted in respect of such policy or the payment of such premium is made wholly or partly within Nova Scotia, or elsewhere,

shall be deemed to be a premium in respect of business transacted in Nova Scotia.

(4) There shall be kept at the head office, or in the case of an extra-provincial insurance company, at the principal office or place of business in Nova Scotia, a book or books in which shall be entered premiums mentioned in sub-section three of this section, and all other income of the company in respect to insurance business transacted in Nova Scotia. In case of an extra-provincial company having no principal place of business within the province, such records shall be kept by the registered agent of the company as the Provincial Treasurer may require and every company making default shall be liable to a penalty of not less than five hundred dollars and not more than one thousand.

PLATE GLASS INSURANCE IN 1919

"The price of plate glass continues to increase," said H. F. Roden, casualty manager of the Canada Accident and Fire Insurance Co., Montreal, in an interview with *The Monetary Times*, "and, as the insurance companies have not charged a corresponding increase in premiums, the results, from an underwriting standpoint, have not been at all satisfactory. In fact, it will surprise me if any of the companies will show a profit in this particular branch of their business. If the price of glass continues to hold, the companies must increase their rates if they expect to show a balance on the right side."

THE SOVEREIGN LIFE ASSURANCE COMPANY OF CANADA WINNIPEG, MAN.

Save and Succeed

"If you want to know whether you are going to be a success or a failure in life," said James J. Hill, "you can easily find out. The test is simple and infallible. Are you able to save money? If not, drop out. You will lose. You may not think it, but you will lose as sure as you live. The seed of success is not in you."

This is a hard saying, but nevertheless the truth. It is doubly true to-day when the purchasing power of the Dollar is only from 40 to 50 per cent. as great as that of five years ago. Save your dollars, therefore, for the time when they will be twice as valuable as now.

Furthermore, you should increase your Life Insurance for exactly the same reason—what you now have is insufficient under the new scale of values. You are saving in the most effectual way when you take out a Life Insurance Policy. Live or die, you get full value; you cannot fail to win.

Write for particulars of Sovereign Life Policies

The Sovereign Life Assurance Co. of Canada

Head Office, Winnipeg, Canada

Service to Policyholders

FIRE INSURANCE

Atlas Assurance Company, Ltd.

of England

Over One Hundred Years Old

MATTHEW C. HINSHAW
Manager for Canada
MONTREAL

Smith, Mackenzie, Hall & Hunter

TORONTO GENERAL AGENTS

54 Adelaide Street East, Toronto

The Imperial Guarantee and Accident

Insurance Co. of Canada

IMPERIAL PROTECTION POLICIES

ACCIDENT INSURANCE
SICKNESS INSURANCE
GUARANTEE BONDS
AUTOMOBILE INSURANCE
AUTOMOBILE FIRE AND THEFT INSURANCE
PLATE GLASS INSURANCE
ELEVATOR INSURANCE

WE PROTECT YOU AGAINST LOSS

BRANCH OFFICES:

MONTREAL: Canada Life Bld. WINNIPEG: Merchants' Bank Bldg. CALGARY: Canada Life Bldg.
VANCOUVER: Cramer & Co. Ltd.

Head Office

Canada Life Building - - TORONTO

BRITISH COLUMBIA CHANGES IN 1919

Several Legislative Amendments—Statutory Conditions Adopted—List of License Changes

AT the 1918-19 session of the British Columbia legislature several insurance amendments were passed. The first of these was Bill No. 74, which provides as follows:—

1. This Act may be cited as the "Insurance Act Amendment Act, 1919."

2. Section 2 of the "Insurance Act," being chapter 33 of the statutes of 1913, is hereby amended by striking out the words "'Minister' means the Minister of Finance and Agriculture," and substituting the words "'Minister' means the Attorney-General, except in subsection (1) of section 17, and in sections 18, 22, 24, 31, 34, and 35, where it means the 'Minister of Finance.'"

3. Subsection (1) of section 20 of said chapter 33 is hereby amended by striking out the word "Minister" in the fourth line, and substituting the words "Minister of Finance."

4. Section 32 of said chapter 33 is hereby amended by striking out the word "Minister" where it occurs in the third and ninth lines, and substituting in each case the words "Minister of Finance."

Fire Insurance Act Amended

Bill No. 68 put in force a number of fire insurance amendments. It provides:—

1. This Act may be cited as the "British Columbia Fire Insurance Act Amendment Act, 1919."

2. Section 2 of the "British Columbia Fire Insurance Act," being chapter 113 of the "Revised Statutes of British Columbia, 1911," is hereby amended by striking out the second line thereof, and substituting the following:—

> "'Minister' means the Attorney-General, except in sections 14, 15, 17, 25, 28, and 29, where the word shall mean the Minister of Finance."

3. Said chapter 113 is hereby further amended by adding thereto as section 5C the following:—

"5C. Fire-insurance contracts shall not exceed the term of three years; and the insurance of mercantile and manufacturing risks shall, if on the cash plan, be for a term not exceeding one year, but any policy may be renewed by the delivery of a renewal receipt or a new premium note."

4. Said chapter 113 is hereby further amended by adding thereto as section 8A the following:—

"8A. Every licence issued under this Act shall expire on the thirtieth day of June in each year, but may be renewed from year to year."

5. Section 23 of said chapter 113 is hereby amended by striking out the word "him" in the last line, and substituting the words "the Minister of Finance."

6. Section 26 of said chapter 113 is hereby amended by striking out the word "Minister" where it occurs in the third and ninth lines, and substituting in each case the words "Minister of Finance."

7. Section 50 of said chapter 113, as enacted by section 6 of chapter 39 of the statutes of 1914, is hereby amended by adding thereto as paragraphs (*h*) and (*i*) the following:—

> "(*h*.) For annual renewal of licence, five dollars:
>
> "(*i*.) For a licence to do business, where the company is licensed under the 'Insurance Act' a fee of fifty dollars in lieu of the fee under paragraph (*b*) hereof."

Statutory Conditions

Another important piece of legislation was the "Fire-insurance Policy Act" which repealed the "Fire-insurance Policy Act," of 1911, and also repealed the "Fire-insurance Policy Amendment Act, 1916." This Act requires the printing of statutory conditions on fire-insurance policies. The conditions required are practically identical with those required in the other western provinces, and need not, therefore, be repeated here. The western conditions, it may be remarked, vary somewhat from those required in Ontario, Quebec, New Brunswick and Nova Scotia. None are required in Prince Edward Island but the practice of the companies doing business there is to use policies with the statutory conditions required by some other province such as New Brunswick, so no special policies need be issued for the Island.

The clauses of the Act itself are as follows:—

1. This Act may be cited as the "Fire-insurance Policy Act." R.S. 1911, c. 114, s. 1.

2. Where, by reason of necessity, accident, or mistake, the conditions of any contract of fire insurance on property in this province, as to the proof to be given to the insurance company after the occurrence of a fire, have not been strictly complied with, or where, after a statement or proof of loss has been given in good faith by or on behalf of the assured in pursuance of any proviso or condition of such contract, the company, through its agent or otherwise, objects to the loss upon other grounds than for imperfect compliance with such conditions, or does not, within a reasonable time after receiving such statement or proof, notify the assured in writing that such statement or proof is objected to, and what are the particulars in which the same is alleged to be defective, and so from time to time, or where for any other reason the Court or Judge before whom a question relating to such insurance is tried or inquired into considers it inequitable that the insurance should be deemed void or forfeited by reason of imperfect compliance with such conditions, no objection to the sufficiency of such statement or proof, or amended or supplemental statement or proof (as the case may be), shall, in any of such cases, be allowed as a discharge of the liability of the company on such contract of insurance wherever entered into. R.S. 1911, c. 114, s. 2.

3. Where the loss (if any) under any policy has, with the consent of the company, been made payable to some person other than the assured, as mortgagee, the said policy shall not be cancelled, altered, or otherwise dealt with by the company upon the application of the assured without reasonable notice to the said mortgagee. R.S. 1911, c. 114, s. 3.

4. The conditions set forth in the schedule to this Act shall, as against the insurers, be deemed to be part of every contract, whether sealed, written, or oral, of fire insurance hereafter entered into or renewed or otherwise in force in British Columbia with respect to any property therein, or in transit therefrom or thereto, and shall be printed on every policy of fire insurance, with the heading "Statutory Conditions." R.S. 1911, c. 114, s. 4.

Conditions May be Varied

5. If any insurance company or other insurer desires to vary the said conditions, or to omit any of them, or to add any new condition, there shall be added immediately after such conditions words to the following effect, which with any such variation, addition, or reference to omissions shall be printed in conspicuous type and in red ink:—

VARIATIONS IN CONDITIONS.

> This policy is issued on the above statutory conditions, with the following variations and additions:—
>
> These variations [*or* as the case may be] are, by virtue of the British Columbia Statute in that behalf, in force so far as, by the Court or Judge before whom a question is tried relating thereto, they shall be held to be just and reasonable to be exacted by the company.

Provided, however, that the provisions of this section shall not authorize a company or other insurer to vary, omit, or add to the statutory condition 22: 1916, c. 29, s. 2.

Provided also that a policy may contain a coinsurance clause, but in such case there shall be printed or stamped across its face in conspicuous type and red ink the works: "This policy contains a coinsurance clause."

6. No such variation, addition, or omission shall, unless the same is distinctly indicated and set forth in the manner or to the effect aforesaid, be legal and binding on the assured; and no question shall be considered as to whether any such variation, addition, or omission is under the circumstances just and reasonable; but, on the contrary, the policy shall, as against the insurers, be subject to the statutory conditions only, unless the variations, additions, or omissions are distinctly indicated and set forth in the manner or to the effect aforesaid. R.S. 1911, c. 114, s. 6.

FOUNDED 1797

NORWICH UNION

FIRE INSURANCE SOCIETY LIMITED

NORWICH, ENGLAND

Losses Paid $170,000,000

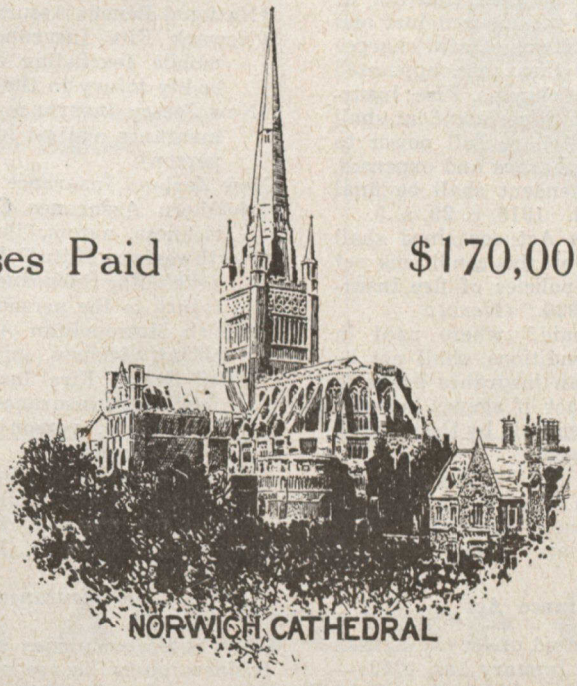

FIRE INSURANCE

Accidents of All Kinds
Employers' Liability
Plate Glass
Sickness and Disease
Automobile Insurance

HEAD OFFICE FOR CANADA:

Norwich Union Building, 12-14 Wellington St. East

TORONTO

JOHN B. LAIDLAW, MANAGER

7. In case a policy is entered into or renewed containing or including any condition other than or different from the conditions set forth in the schedule to this Act, if the said condition so contained or included is held by the Court or Judge before whom a question relating thereto is tried to be not just and reasonable, such conditions shall be null and void. R.S. 1911, c. 114, s. 7.

8. A decision of a Court or a Judge under this Act shall be subject to review or appeal to the same extent as a decision by such Court or Judge in other cases. R.S. 1911, c. 114, s. 8.

Reference to Superintendent

9. Notwithstanding the provisions or conditions contained in any contract of fire insurance within sections 2 and 25 of the "British Columbia Fire Insurance Act" or any agreement or other document relating to any such contract, to the contrary, now or hereafter entered into by any insurance company carrying on business in the province of British Columbia, the insured shall, in the event of the charges and expenses of adjusting losses under any such contract or agreement not being in the opinion of the insured just and reasonable, have the right to refer the items of said charges and expenses to the Superintendent of Insurance, appointed under the provisions of the "British Columbia Fire Insurance Act," for adjustment, and the said Superintendent shall thereupon consider the same and shall have full power to reduce or increase the amount of said charges and expenses, and the decision of the said Superintendent shall be final and binding upon all parties concerned. 1916, c. 29, s. 5.

10. Nothing in section 4 of this Act contained shall be construed to compel the printing of the conditions set forth in the schedule to this Act on policies of fire insurance before the first day of January, 1920. (*New.*)

11. The expression "premium paid," where used in clauses 10 and 11 of the statutory conditions, shall not be deemed to include premiums paid by an insurance agent to his company in pursuance of the contract of agency between them if the premium has not in fact been paid by the assured or other parties in interest to such agent.

12. The "Fire-insurance Policy Act," being chapter 114 of the "Revised Statutes of British Columbia, 1911," and the "Fire-insurance Policy Act Amendment Act, 1919," being chapter 29 of the statutes of 1916, are hereby repealed. (*New.*)

Licenses Under Fire Insurance Act

The following companies were licensed under the British Columbia "Fire Insurance Act" since January 1st, 1919:—

*Canadian Surety Co. ..... Toronto
China Fire Insurance Co., Ltd ..... Hong Kong
*General Accident Assurance Co. of Canada ... Toronto
*Guardian Insurance Co. of Canada ..... Montreal
Scottish Metropolitan Assurance Co., Ltd..... Edinburgh
United States Fire Insurance Co. ..... New York

*These companies had been transacting miscellaneous insurance business in the province under license under the "Insurance Act," but have now obtained supplementary licenses to transact fire insurance.

No companies transacting fire insurance withdrew from the province in 1919.

The Gresham Life Assurance Co., Ltd., London, England, ceased to transact business in the province in June last.

Companies Licensed Under Insurance Act

The following companies were licensed under the "Insurance Act," for classes of insurance as indicated:—

Ætna Life Insurance Co., Hartford, life.
†Alliance Insurance Co. of Philadelphia, Marine and automobile (excluding insurance against loss by reason of injury to the person).
†American Alliance Insurance Co., New York, automobile (excluding insurance against loss by reason of injury to the person).
†Continental Insurance Co., New York, tornado and explosion (including riot and civil commotion).
†Fidelity-Phenix Fire Insurance Co., New York, tornado and explosion (including riot and civil commotion).
†Firemen's Insurance Co., of Newark, marine.
†General Accident Fire and Life Assurance Corporation., Ltd., Perth, Scotland, automobile (excluding insurance against loss by reason of bodily injury to the person).
†Glens Falls Insurance Co., Glens Falls, hail, tornado, automobile, inland transportation and explosion (including riot and civil commotion).
†Globe and Rutgers Fire Insurance Co., New York, inland transportation, automobile (excluding insurance against loss by reason of bodily injury to the person) and explosion (except upon steam boilers, pipes, fly-wheels, engines and machinery connected therewith or operated thereby).
†Hartford Fire Insurance Co., Hartford, hail, explosion (including riot and civil commotion), inland transportation, cyclone or tornado, sprinkler leakage, and insurance against loss or damage to automobiles by accident, burglary or theft.
†Liverpool-Manitoba Assurance Co., Montreal, explosion (including riot and civil commotion).
†National Benefit Assurance Co., Ltd., London, Eng., marine.
†Newark Fire Insurance Co., Newark, marine and automobile (excluding insurance against loss by reason of bodily injury to the person).
†New Jersey Insurance Co., Newark, automobile (excluding insurance against loss by reason of bodily injury to the person).
New Zealand Insurance Co., Ltd., Auckland, marine.
†Northern Assurance Co., Ltd., London, marine, accident, sickness, automobile, plate glass and guarantee.
†Northwestern Mutual Fire Association, Seattle, automobile (excluding insurance against loss by reason of bodily injury to the person).
Scottish Metropolitan Assurance Co., Ltd., Edinburgh, accident, sickness, guarantee and automobile.
United States Fire Insurance Co., New York, automobile (excluding insurance against loss by reason of bodily injury to the person) and explosion (including riot and civil commotion).
United States Lloyds, Inc., New York, marine.
†Westchester Fire Insurance Co., New York, explosion (including riot and civil commotion).
Western Casualty Co., Denver, Colorado, accident and sickness.
Western Life Assurance Co., Winnipeg, life.

†These companies had been transacting fire insurance business under license under the "British Columbia Fire Insurance Act," but this year obtained supplementary license under the "Insurance Act" as above.

NEW COMPANIES IN NEW BRUNSWICK

Companies doing insurance business in New Brunswick are not licensed, but are taxed an annual fee which has almost the same effect. Lists of the companies doing business appear in the public accounts, and these for the last fiscal year ended October 31st, 1919, are not yet available. Comparison of the accounts for 1918 with those for 1917 shows that the following companies had commenced or resumed business in 1918:—

ACCIDENT AND GUARANTEE COMPANIES.

Dominion Gresham Guarantee and Casualty Co.
Maryland Assurance Corporation.
Masonic Mutual Accident Co.

FIRE INSURANCE COMPANIES.

Alliance Co. of Philadelphia Insurance.
Allied Underwriters Agency of the Acadia Fire.
Insurance Co. and the Phœnix Assurance Co., Ltd., of London.
British Traders' Insurance Co., Ltd.
Eagle, Star and British Dominions Insurance Co., Ltd.
London Assurance Corporation.
North American Accident Insurance Co. (Fire Branch).
Queensland Insurance Co., Ltd.
Union of Paris Fire Insurance Co., Ltd.

ALFRED WRIGHT
President

ALEX. MACLEAN
Manager & Secretary

LONDON & LANCASHIRE GUARANTEE & ACCIDENT Co.

Personal Accident — Sickness
Employers' Liability — Workman's Compensation
Fidelity Guarantee — Elevator Insurance
Teams' Liability — Plate Glass
Automobile Insurance

Head Office
Company's Building, 61-65 Adelaide Street East
TORONTO

Branches:
Quebec and Maritime Provinces - - MONTREAL
Manitoba and Saskatchewan - - WINNIPEG
British Columbia and Alberta - - VANCOUVER

TOTAL SECURITY
$42,000,000.00

LONDON & LANCASHIRE FIRE INSURANCE COMPANY LIMITED

CHIEF OFFICE FOR CANADA
14 RICHMOND STREET EAST
TORONTO

ALFRED WRIGHT
MANAGER

A. E. BLOGG
BRANCH SECRETARY

INCORPORATED A.D. 1851

Western Assurance Company

FIRE, AUTOMOBILE, MARINE, EXPLOSION, RIOTS, CIVIL COMMOTION AND STRIKES

Assets over $7,000,000.00
Losses paid since organization in 1851 over $74,000.000.00

DIRECTORS

W. B. Meikle, President and General Manager
Sir John Aird
Robert Bickerdike (Montreal)
Lt. Col. Henry Brock
Alfred Cooper (London, Eng.)
H. C. Cox
John H. Fulton (New York)
D. B. Hanna
E. Hay
John Hoskin, K.C., LL.D.
Z. A. Lash, K.C., LL.D.
Geo. A. Morrow, O.B.E.
Lt.-Col. the Hon. Frederic Nicholls
Brig.-Gen'l Sir Henry Pellatt, C.V.O.
E. R. Wood

London Offices: 14 CORNHILL. LONDON, E.C.

HEAD OFFICES:

Western Assurance Buildings, Corner Scott and Wellington Streets, Toronto

W. B. MEIKLE, President and General Manager
C. S. WAINWRIGHT, Secretary.

JOHN SIME, Assistant General Manager
A. R. PRINGLE, Assistant Secretary

Leading Life Insurance Decisions of 1919

Dominion Trust Co. vs. New York Life — Robinson vs. London Life — Re Hewitt — Foxwell vs. Policy Holders Mutual — Belanger vs. L'Union Mutuelle—Standard Life Assurance vs. Kraft — Sun Life vs. McLean

DURING the year 1919, the Courts of Canada handed down a number of important life insurance decisions, and in order to make this review complete, it is necessary to include a number of cases decided in 1918, but not reported in the official law reports until the present year.

Referring first of all to life insurance decisions, probably the leading case is Dominion Trust Company vs. New York Life, a Privy Council decision which has already been covered in our columns, but which may be briefly referred to here in order to make the list complete. In this case, it will be remembered, the insurance company resisted payment on the ground that Arnold, the assured, had committed suicide, and the question was whether the evidence was sufficient to establish the fact that Arnold had not died a natural death.

The Privy Council decided that the defence of suicide was established on two grounds. First, that the evidence of Arnold's financial state proved a strong motive for self-destruction; and, secondly, that the evidence of the circumstances surrounding his death all pointed strongly to the same inference; in fact, that the evidence precluded any other reasonable explanation.

When Does Contract Go Into Force?

In the case of Robinson vs. The London Life Insurance Company, a decision of the Ontario Supreme Court, Appellate Division, the facts are rather interesting, as it appeared that on the 24th of February Robinson handed in to the agent of the London Life his application for a one-thousand-dollar policy and the premium, which the agent forwarded to the company the same day. On the next day, February 25th, Robinson died. On the 26th the application and cash reached the head office, the medical report was approved on the 27th, the policy actually written out and put on the list for mailing the following day, when the company became aware of Robinson's death, and refused to send out the policy or to pay the claim.

In this case the decision was in favor of the company on the ground that in order to constitute a valid contract of life insurance the company must tender a policy which must be accepted by the assured. "The plaintiff has in my opinion failed to show that an insurance contract on the life of her husband was in force at the time of his death, and the judgment in her favor should be set aside with costs," said the Court.

Jurisdiction of Provincial Law

Re Hewitt, a decision by Judge Latchford of the Ontario Supreme Court, concerned a soldier's will, it appearing that James D. Hewitt, then living in Manitoba, took out a policy in favor of his mother in the Crown Life Insurance Company, having its head office in Toronto. Later on Hewitt moved to British Columbia, enlisted, married, made a will in favor of his wife on the usual form for a soldier's will, adopted officially, and, Judge Latchford says, "stupidly," by which he bequeathed all his personal property to his wife.

When Hewitt was killed in France his mother claimed the policy, setting up the claim that the will changing the beneficiary named in the policy would be governed by the laws of British Columbia and that according to the laws of that province the change by the will was not sufficient. Judge Latchford held, however, that the laws of Ontario and not the laws of British Columbia would govern and decided in favor of the wife.

Liability Under Lapsed Policy

In another Ontario case, Foxwell vs. Policy Holders Mutual Insurance Company, the policy provided that premiums should be paid on or before the sixteenth day of the month in which they fall due, that a grace of one calendar month from the actual due date would be allowed for the payment of all premiums, that when a premium was not paid within the one month's grace the policy should lapse and become void, but that it could be revived on production of evidence, satisfactory to the company, that the insured was in good health and on payment of any overdue premiums, with interest. The policy also contained an indorsement that no receipt for premium payments should be valid or binding upon the company except those issued from the head office in Toronto, upon the company's printed forms, signed by certain designated officers of the company, but that premiums, when not overdue, may be paid to an agent of the company in exchange for the official receipt signed as provided above and countersigned by the agent.

Premium Was Overdue

In this case the Foxwell policy had been overdue since the 15th of July, and on August 21st, Mrs. Foxwell, the wife of the insured, paid the overdue premium to Marsh, an agent of the company, for which he gave her his personal receipt with a statement therein that the official receipt would follow. Marsh handed in the money to the bookkeeper of the company, and on August 22nd the bookkeeper sent Foxwell the official receipt properly signed and countersigned, but with a statement therein that "agents are not authorized to receive premiums after the expiration of the thirty days of grace. Any person making such payment does so on the agreement that the acceptance thereof for the company shall not be claimed or regarded as evidence of waiver of any of the terms or conditions of the policy."

At the time the official receipt was sent out Foxwell had been ill for about a week and died on August 22nd, the day the official receipt was mailed. As soon as the company was notified of this fact it repudiated all liability and endeavored to return the identical money which remained in an envelope until Marsh should return to the head office, and subsequently the company defended a suit brought on the policy on the ground that the policy had not been revived as provided by its terms, and that there had been no waiver on the part of the company of those terms in accepting the overdue premium.

The decision of the Court was in favor of the company. "The policy had lapsed; it was incumbent on the insured to show that it was revived; and she is confronted with abundant notice of the conditions under which alone it could be revived," said the Judge. "The money never 'got home' to the company, in the sense that it was accepted by them and went regularly through their books. It was entered in the cash-book only, but never entered on the policy card, and it did not form part of the bank deposit of that day. As I said before, it remained in the envelope until Marsh should come back, and then efforts were made to return the money in specie, as before set forth."

Mutual Benefit Life Insurance

The case of Belanger vs. l'Union Mutuelle, decided by the Quebec Court of Review, was one in which a Mutual Benefit Society was sued on a policy of life insurance, and the rules of the society required that premiums should be paid promptly on a certain date, and the society set up the defence that the dues of the deceased member had not been paid according to the by-laws, but the Court decided against the society as it could not prove that it had ever enforced these by-laws, and on the contrary had established a custom of accepting payments at any time from members in arrears.

"We say there is no violation," said the Court. "The record shows that nearly every one of the members were

COMMERCIAL UNION ASSURANCE CO.

Limited, of London, England

Capital Fully Subscribed	$ 14,750,000
Capital Paid-up	4,425,000
Life Fund and Special Trust Funds	75,578,630
Total Annual Income exceeds	64,000,000
Total Funds exceed	174,000,000
Total Fire Losses paid	215,897,380
Deposit with Dominion Government	1,401,333

(As at 31st December, 1918)

HEAD OFFICE, CANADA BRANCH

"Commercial Union Building"

MONTREAL

Toronto Office: 49 WELLINGTON STREET EAST

Geo. R. Hargraft, General Agent

PALATINE

Insurance Company

Limited, of London, England

Capital Fully Paid	$1,000,000
Fire Premiums, 1917, net	3,305,020
Interest, net	157,495
Total Income	3,462,515
Funds	6,062,500
Deposit with Dominion Government	358,266

(As at 31st December, 1918)

In addition to the above there is the further Guarantee of the Commercial Union Assurance Company, Limited, whose funds exceed $174,000,000

HEAD OFFICE, CANADIAN BRANCH

"Commercial Union Building"

MONTREAL

Toronto Office: 8-10 WELLINGTON STREET EAST

Jones & Proctor Bros., Limited, Agents

CANADA

ACCIDENT AND FIRE ASSURANCE COMPANY

Policies guaranteed by Commercial Union Assurance Co., Ltd.

HEAD OFFICE - MONTREAL

Montreal General Agents (Fire)

G. U. Price & Co. Limited

Toronto General Agents

Jones & Proctor Bros. Limited

THE NORTHERN LIFE

Assurance Company

Head Office, - London, Ont.

THE ALL-CANADIAN COMPANY

Are you able to Write Business?

We are enlarging our organization to prepare for an enormous expansion of business during the next few years. Generous Contracts offered to whole or part-time agents. Write for full particulars to-day.

at one time or another in arrears and not one of them was ever suspended. There was no violation then because there never was any effort to enforce the rule. We say the society created a custom of accepting arrears which was so well recognized that all the members believed and knew that even if they were in arrears the money would be taken any time they would pay, and gladly taken. Having created that custom, the society cannot now invoke a rule or regulation which, by that custom, is absolutely destroyed, and thereby escaped liability under the conditions of the policy, as during the whole time the assured was a member of the society he paid his dues in arrears, which arrears were accepted by the society without question. The agents of the society were instructed to collect arrears from the members, and one of the agents, a few days before the death of the assured, collected arrears from him, which the society had retained. The society is bound by the custom which it created and followed, and the assured at the time of his death was a member in good standing. The society never suspended him or notified him that he was suspended."

Changing the Beneficiary

In the case of the Standard Life Assurance Co. vs. Kraft, decided by the Ontario Supreme Court, one Kraft took out a life insurance policy payable to his father, Dilman Kraft, and later on the son married and the father assigned his interest in the policy to the wife. The husband and wife failed to agree, the son directed that the policy be payable to the father, died, the widow claimed the insurance, and the question was whether the widow or the father was entitled to the money.

The decision of the Court was in favor of the father on the following grounds:—

"All that passed to her by the assignment was what the assignor was then entitled to. If no subsequent direction had been made by the deceased, she would have been the person entitled to the insurance money; but the deceased, in the exercise of his statutory right, determined that it should not go to her, but should go to his father, and so directed. The right of the father under this subsequent direction was a different right from that which had been assigned to the appellant. There is no room for the application of the doctrine of estoppel; that doctrine is applicable to a case where a person acquires it, and, by the application of that doctrine in such a case, the assignment passes the interest acquired, and it is said to 'feed the estoppel,' and the assignment then takes effect in interest and not by estoppel. That doctrine has no application where some interest has passed by the assignment, as was the case here."

Beneficiary Under Endowment Policy

Section 171 of the Ontario Insurance Act contains the following provisions:—

"Every person of the full age of 21 years shall have an unlimited insurable interest in his own life and may effect bona fide at his own charge insurance of his own person for the whole term of life, or any shorter term for the sole or partial benefit of himself, or of his estate, or of any other person, whether the beneficiary has or has not an insurable interest in the life of the assured, and the insurance money may be made payable to any person for his own use or as trustee for another person.

"The assured may designate the beneficiary by the contract of insurance or by an instrument in writing and may by that or any such instrument, and whether the insurance money has or has not been already appointed or apportioned, from time to time, appoint or apportion the same, or alter or revoke the benefits, or add or substitute new beneficiaries, or divert the insurance money wholly or in part to himself or his estate, but not so as to alter or divert the benefit of any person who is a beneficiary for value, nor so as to alter or divert the benefit of a person who is of the class of preferred beneficiaries to a person not of that class or to the assured himself or to his estate."

Sun Life Assurance Co. vs. McLean was a case where the assured took out an endowment policy payable to his mother, with the usual options should the assured survive the endowment period. About eight years later, the assured directed that the policy should be payable to his wife, and when the policy matured in 1918, the assured being alive, the company issued a check in favor of the wife for the amount of the policy with profits, and sent it to the assured to be delivered to the wife.

The assured returned the check and filed with the company a new designation making the policy payable to his mother, and in a contest between the wife and the mother the Court decided in favor of the latter.

"The company's contract is with the assured," said the Court. "He is the assured, and, whether his designation of the wife as beneficiary had the effect of designating her merely as the person to receive the money in case of his death or designated her also to receive the money (or, instead of receiving the money, to receive—e.g., some money and a new policy) in case he lived, I cannot find in the statute anything to deprive him, during his life and prior to the discharge of the policy by payment or otherwise, of his statutory right to substitute a new beneficiary. Notwithstanding the fact that the company had issued a check, which had not reached the hands of the wife, if she was the proper person to receive payment, the policy was a subsisting policy, and the company's contract with the assured had not been discharged, when, in November, 1918, he attempted to revoke the benefits theretofore conferred upon his wife and to substitute his mother as beneficiary; and I think that his attempt was successful, and that whatever rights the wife had theretofore possessed passed to the mother."

MISCELLANEOUS INSURANCE DECISIONS IN 1919

Robb vs. Merchants' Casualty Co.—North American Accident Insurance Co. vs. Newton—Morran vs. Railway

THE Manitoba Court of Appeals in the case of Robb vs. Merchants' Casualty Company dealt with a policy providing for payment for accidents "caused solely and exclusively by injuries covered by this policy and sustained while riding as a passenger in the enclosed part of any public passenger conveyance provided for the exclusive use of passengers and propelled by steam, compressed air, gasoline, cable or electricity, or while riding as a passenger on board a steam or gasoline vessel for the regular transportation of passengers, and such injuries shall be due directly to or in consequence of the wrecking of such car or vessel." The insured was accidentally killed while being conveyed as a passenger in an elevator in the Marshall Field Annex Building in Chicago, and the question was, whether the injuries were "sustained while riding as a passenger, within the enclosed part of any public passenger conveyance," within the meaning of the policy.

The decision of the Manitoba Court was that the circumstances of the case did not bring it within the terms of the policy and that the company was not liable. "I cannot come to the conclusion," said the Chief Justice of Manitoba, in delivering judgment, "that the provisions of the policy were intended to include a passenger elevator in a building such as the one in which the accident took place. There is a further condition in the clause, which, unless explained away, is fatal to the right of the insured to recover. This condition is in the following words: 'and such injury shall be due directly to or in consequence of the wrecking of such car or vessel.' The elevator car in question was not wrecked, and the accident was not due to any such cause. Clearly, I think, the condition, that the injuries must be due to the wrecking of the car or vessel, applied to this case."

Liability for Personal Injury

In the case of Morran vs. Railway Passengers Insurance Company, a decision of the Appellate Division Supreme Court of Ontario, the facts, briefly stated, were that Morran was insured by an accident policy in the usual form providing that it covered bodily injury through accidental means and as the direct result of some cause not attributable to the

INCORPORATED A.D. 1833

British America Assurance Company

FIRE, AUTOMOBILE, MARINE and HAIL INSURANCE

Assets over - - $4,000,000.00

Losses paid since Organization in 1883 over - $45,000,000.00

DIRECTORS

W. B. MEIKLE, President and General Manager
SIR JOHN AIRD
ROBERT BICKERDIKE (Montreal)
Lt.-Col. HENRY BROCK
ALFRED COOPER (London, Eng.)
H. C. COX
JOHN H. FULTON (New York)
D. B. HANNA
E. HAY
JOHN HOSKIN, K.C., LL.D.
Z. A. LASH, K.C. LL.D.
GEO. A. MORROW, O.B.E.
Lt.-Col. the Hon. FREDERIC NICHOLLS
Brig.-Gen. Sir HENRY PELLATT, C.V.O.
E. R. WOOD

London Offices: 14 Cornhill, London, E.C.

HEAD OFFICES:

British America Assurance Buildings, Corner Scott and Front Streets, TORONTO

W. B. MEIKLE
President and General Manager

JOHN SIME
Assistant General Manager

E. F. GARROW
Secretary

THE

Ocean Accident and Guarantee Corporation, Limited

OF LONDON, ENGLAND

Personal Accident, Health, Liability, Automobile,

Plate Glass, Guarantee, Burglary, and Fire Insurance

Assets, December 31st, 1918 - - - $28,778,660.00

Claims Paid Exceed - - - - - $65,000,000.00

Canadian Head Office: TORONTO

W. T. PERRY, Manager for Canada. J. A. MINGAY, Assistant Manager

Branches at St. John Montreal Winnipeg Regina Calgary Vancouver

Applications for Agencies Invited.

assured's state of health. The assured was permanently injured in a fight, started by "the other fellow," and the decision of the Court was that the insurance company was liable although the assured's health may have been slightly affected before that time and without his knowledge, and that the fact that the assured had changed his occupation to one falling in a more hazardous class without notifying the company did not in this case render the policy void.

"I am satisfied, upon the evidence, that the assured was a land agent, and this only, when the policy was obtained," said the Court. "When the last renewal receipt was issued and thereafter, he was occasionally engaged in handling cattle. This was because land agency business was almost at a standstill. He had not abandoned the calling of a land agent, and he perhaps occasionally put through an occasional transaction, but he was occupied for the time being in what was once one of his regular callings. He was not injured while so engaged. His injuries had no relation to what he had in the meantime been engaged in."

North American Accident Insurance Company vs. Newton, decided by the Supreme Court of Canada, was a case where the insurance company issued an employer's liability policy undertaking to indemnify the firm of N & F against loss from liability for damages on account of bodily injuries suffered by their employees, one condition of the policy being that no action could be brought against the insurance company unless it should be brought for loss actually sustained and paid in money by the assured in satisfaction of a judgment against them for personal injuries to the employee, and after a trial of the issue. An employee of N & F was injured and started suit against them. While the suit was pending N & F made an assignment for the benefit of their creditors under the Manitoba Assignment Act, and when the suit was decided judgment was given in favor of the employee and against N & F. Then B, a friend of the employee, paid to the assignee of N & F the amount of the judgment which the assignee paid to the injured employee in satisfaction of his claim, and then the assignee brought suit against the insurance company for the full amount of the judgment so paid. Then the insurance company set up the defence that, under the circumstances, it was not bound to pay any larger amount than the dividend which the employee would have received from the insolvent estate of N & F if there had been no insurance policy.

The Supreme Court of Canada decided, however, that the insurance company was bound to pay the full amount of the judgment under the terms of the policy. "The contention of the company is that this contract is not only a contract of indemnity but also of previous payment by N & F," said the Court. "But in this case there was a previous payment which had been made and we are not concerned with the question whether that payment had been rightly or legally made by the assignee. The condition of previous payment has been fulfilled, and the company cannot pretend now that it is not bound to reimburse the amount which has been paid by the assignee."

Leading Fire Insurance Decisions in 1919

Shepard vs. British Dominions and Glens Falls Companies — Wetmore vs. British and Canadian Underwriters — Rodgers vs. General Fire and Mercantile Fire Companies — Roth vs. Farmers Mutual — Forsyth vs. Walpole Farmers Assurance Co. — Scott vs. Crinnian — Ross vs. Scottish Union and National

A RATHER interesting fire insurance case is Shepard vs. British Dominions General Insurance Company and Glens Falls Insurance Company, a decision of the Supreme Court of Saskatchewan, where it appeared that the insured property was burned on April 1st, a rather bad and serious joke on the assured, and on April 5th the manager of the Merchants Bank of Canada, to whom the loss was payable, verbally notified the agent of the two companies who sent adjusters to investigate the loss, and, as it appeared to have occurred under suspicious circumstances, the companies refused to pay. Then there was considerable correspondence between the companies and the bank, and finally in October the claim was placed in the hands of the solicitors for the bank who furnished a formal notice and proofs of loss as required by the policies in February and started suit in March.

Proof of Loss

The policies contained the usual conditions providing that the insured "is, forthwith, after loss, to give notice in writing to the company," and is to deliver, as soon afterwards as practicable a proof of loss, containing the particulars set forth in the policy, and the Glens Falls policy provided that the loss should not be payable until thirty days after the completion of the proofs of loss, and the British Dominions policy provided that the loss should not be payable before sixty days after such completion of the proofs. The company set up the defence that the provisions in the policies relating to notice and proofs had not been complied with.

The Court held that while the notice and proofs of loss were not given according to the terms of the policies, the assured was released from that defence under the Saskatchewan Fire Insurance Policy Act, which provides that "where, by reason of necessity, accident or mistake, the condition of any contract of fire insurance as to the proof to be given to the insurance company after the occurrence of a fire has not been strictly complied with, no objection to the sufficiency of such statement or proof shall be allowed as a discharge of the liability of the company."

The assured was therefore in as good a position as if he had given the written notice of loss required by the policies, but he failed to recover, as the proofs were given on February 29th, and the action commenced on the 22nd of the following March, so that thirty days (in the case of the Glens Falls policy), and sixty days (in the case of the British Dominions policy), had not elapsed, and the action was not therefore, brought as required by the policy, the Court holding that this condition must be strictly complied with, and threw the case out of court.

On appeal to the Supreme Court of Canada, however, that Court held that when the trial judge granted the assured the relief which he did under the Saskatchewan Fire Insurance Act, the effect was to put the assured in the same position as if proofs of loss had been furnished "forthwith," and that the provision of the policies that action could not be brought until a certain time after furnishing the proofs, would be of no effect, and that the assured could, therefore, recover.

What Constitutes Notice of Loss

A similar case is Wetmore vs. British and Canadian Underwriters, a decision of the New Brunswick Supreme Court, where it appeared that by the provisions of the policy the assured was required to give notice in writing forthwith after the loss, that he did not do so but verbally notified the agent of the company and the agent of the company notified the company, and the Court held that it was a substantial compliance with the requirements of the policy, and that the assured could recover, in view of the New Brunswick Fire Insurance Act which provides that, "where, by reason of necessity, accident or mistake, the conditions of any contract of fire insurance on property in this province as to the proofs to be given to the assured after the

THE LONDON MUTUAL FIRE INSURANCE COMPANY

ESTABLISHED 1859 IN LONDON, ONTARIO

HEAD OFFICE, 33 SCOTT STREET, TORONTO

Claims Paid Over	**$9,000,000.00**
Security for Policyholders	**699,573.34**
Surplus	**320,144.72**

One of Canada's Oldest and Strongest Fire Insurance Companies

REPRESENTED BY

BRITISH COLUMBIA	HOBSON & CO., LIMITED, VANCOUVER
MANITOBA, SASKATCHEWAN, ALBERTA	CARSON & WILLIAMS BROS., LIMITED, WINNIPEG
ONTARIO	HEAD OFFICE, TORONTO
QUEBEC	Branch Office, W. J. CLEARY, Manager, MONTREAL

Ask them or our Local Agents for Rates on your Property

A. H. C. CARSON - PRESIDENT

occurrence of fire, have not been strictly complied with, the liability of the company shall not be discharged."

"It appeared, therefore, by the evidence, that while the insured did not himself give notice in writing to the company, he informed the agent who had solicited the insurance from him and that agent notified the company in writing," said the Court. "In my opinion, that is a substantial compliance with the provision that any person entitled to make a claim under the policy should forthwith, after loss, give notice in writing to the insurer. In any event it is a partial compliance or attempt at compliance with that provision, and I think it might be regarded in that light by the trial judge, but if he was of the opinion that the condition had not been strictly complied with, he had full authority under the New Brunswick Insurance Act to regard it as having been made by mistake and refuse to allow the objection to the sufficiency of the notice."

Meaning of Additional Insurance

Iu the case of Rodgers vs. the General Fire Insurance Co. and the Mercantile Fire Insurance Co., a decision of the Appellate Division of the Ontario Supreme Court, it appeared that the General Fire Co. issued a $1,000 policy on Rodgers goods in store number one specified in the policy, and later on, by a declaration signed by the authorized agent of the company, it was stated that the property insured under the policy had been removed to store number three, and that such property should in future be held insured in the said store and not elsewhere. Rodgers also had a $1,000 policy in the Mercantile Fire Insurance Co. in store number two, with an indorsement signed by the authorized agent of the company authorizing the removal of the said goods to store number three.

Both policies, however, contained a statutory provision providing that "if the insured now has any other insurance on any property covered by this policy which is not disclosed to the company or hereafter effects any other insurance without the written consent of the company, he shall not be entitled to recover in excess of 60 per cent. of the loss or damage in respect to such property," and the insurance companies set up the defence that the consolidation of the new stock in store number three was "additional insurance" within the meaning of the above statutory condition which would prevent Rodgers from recovering more than 60 per cent. of the loss.

The Court decided in favor of Rodgers, however, holding that such a consolidation, with the consent of the duly authorized agent of the insurance company, was not "additional insurance" within the meaning of the statutory provision quoted above.

"It did not appear to me that this view—namely, that the consolidation of the stock created a 'second insurance,' was open to argument; the insurance having been placed properly upon the goods in separate buildings, the authorized removal afterwards to the one building could not make void a policy which was valid at the time the insurance was taken. There was, in fact, no further insurance," said the judge who tried the case.

Liability When Houses Vacated

In the case of Ross vs. Scottish Union and National Insurance Co., decided by the Supreme Court of Canada, it appeared that the policies covered a number of houses "while occupied by ..... as a dwelling and situated on ..... on the east side of Peel Street, Toronto, and known as house number ..... ." At the time the policies were placed the houses were vacant, and after they were completed they were leased to tenants, some of whom moved out, all the houses were burned, and in an action brought on the policies the Scottish Union defended on the ground that, while the insurance might have been in force as long as the houses were unoccupied, when they were once tenanted and then vacated, the vacancy clause applied, so that the insured could not collect in respect to those houses, and the Supreme Court of Canada upheld this view.

"It may be," said the Court, "that, having regard to the circumstances, had one or more of the houses been burned before it had become tenanted, assuming the lapse of time not to have been greater than the parties might have reasonably taken to have contemplated for the completion of the building and securing of a tenant, the Court would have held the insured entitled to recover in respect to it. But I am quite satisfied that as soon as each house became occupied the suspensive restriction in the policy on it applied, and vacancy thereafter, as long as it lasted, took that particular house out of the risk."

Property Over Insured

In the case of Forsyth vs. Walpole Farmers Assurance Co., the company insured Forsyth against loss by fire on the contents of a barn to the extent of $1,600, and the application stated that not more than two-thirds of the cash value of any building or personal property could be insured by the company in connection with any other company or otherwise, and the policy referred to the application as forming a part of the policy. While the policy was in force the barns were burned, and the insured contents at that time were of the actual cash value of $850, and the company contended that its liability was limited to two-thirds of the actual cash value at the time of the fire.

As the company did not plead or prove that the application contained any misrepresentation, and as the Ontario Insurance Act provides that "the application shall not as against the insured be deemed a part of or be considered with the contract of insurance except in so far as the Court may determine that it contains a material misrepresentation by which the company was induced to enter into the contract," the Appellate Division of the Ontario Supreme Court decided in favor of the assured.

Vendor's Lien Against Property

In the case of Scott vs. Crinnian decided by Judge Falconbridge of the Ontario Supreme Court it appeared that by an agreement of sale between Scott and Crinnian the former sold to the latter certain land, with a house thereon, for $21,000, to be paid in instalments as specified in the agreement of sale, and another clause in the agreement provided that the buyer covenanted with the vendors to insure and to keep insured the said house for its full insurable value, the said insurance to be made out in the name of the buyer with the loss thereunder, if any, payable to the vendors as their interest may appear, in fact, the usual insurance clause which is generally inserted in mortgages of real estate.

The question then was whether the vendors under the above circumstances were entitled to have the insurance money applied as in the case of mortgage money, and the judge decided that they were, on the ground that the Mortgage Act of Ontario providing that "mortgage shall include any charge on any property for securing money or money's worth," applies to the case of a vendor's lien.

Damage Followed Lightning Loss

In the case of Roth vs. Farmers Mutual Insurance Co., the company insured Roth against loss or damage by fire or lightning. Lightning struck the barn, tore out the end, and in five or ten minutes afterwards a violent wind practically destroyed the entire building, which would not have happened had the lightning not given the wind an inlet, and the question for the decision of the Ontario Supreme Court was whether Roth was entitled to recover the total damage, or whether he was limited to the actual amount of damage done by the lightning alone. The decision in this case was in favor of the assured on the ground that the injury caused by the lightning was throughout the operating and continuing cause, the approximate cause of the final damage to the building.

PRINCE EDWARD ISLAND

No new legislation affecting insurance was passed in Prince Edward Island in 1919, and no new licenses were issued. The companies pay a flat rate tax for which they get receipt annually.

INDUSTRIAL

Vancouver

Canada's Fourth City

The Gateway of the Dominion for Trans-Pacific Trade

Australasia and India | **Japan and China** | **Siberia and Russia**

An unexcelled location for Industries Looking for Export Markets

Harbor open the year round.

Climate—Exceptionally favorable—Outdoor work usually possible throughout entire year.

Raw materials from Mine—Forest—Sea—Land—in abundance.

Assistance given legitimate industries by Provincial Government.

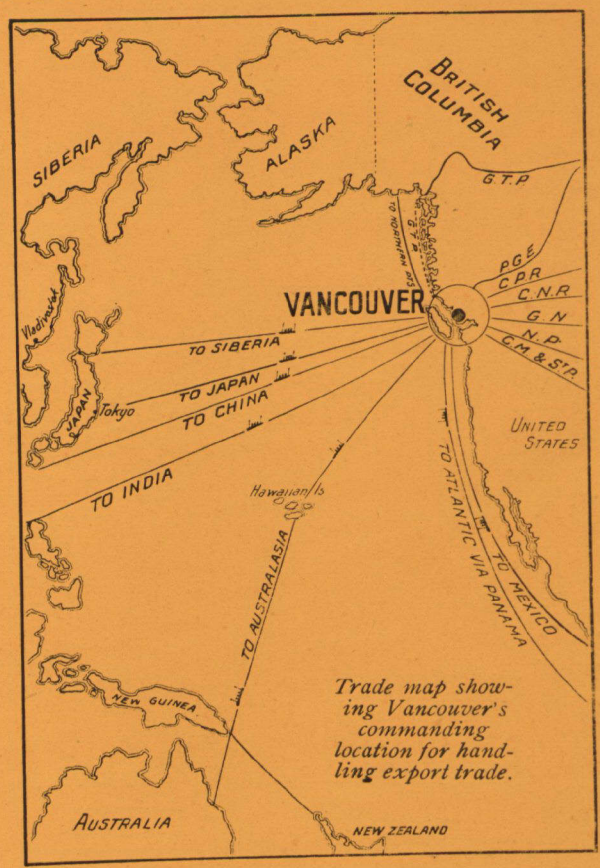

Trade map showing Vancouver's commanding location for handling export trade.

Fuel Supply—abundant and never failing-Coal and Oil by water transport.

Ample supply of Electric Power.

Water supply of exceptional purity.

Rail connections—Pacific terminus of Canadian and States transcontinentals.

Industrial Sites on Government controlled property, only 9 blocks from city's retail business district, available on long lease at low rental.

Bonafide enquiries from intending manufacturers will receive careful attention. State definite points on which information is desired. Address

J. R. DAVISON

Publicity Bureau

VANCOUVER, - B.C.

VISIT VANCOUVER—SEE FOR YOURSELF

Manufactures In First Peace Year

Plants Have Been Kept Busy in Almost All Industries, but Increase in Production is Chiefly Due to Higher Values—Iron and Steel Industry Is Exception—Attention Turned to Export Trade.

By W. L. EDMONDS.

THAT 1919 was a year which in many particulars differed from any that preceded it in respect to the manufacturing industry of the Dominion there can be no doubt. It is equally certain that preconceived opinions as to what the experience of the industry would be have in the main been the opposite of that anticipated.

When 1919 opened less than seven weeks had elapsed since the signing of the armistice and the concurrent cessation of hostilities. Consequently the manufacturing industry had scarcely entered upon the task of converting its activities from war to peace conditions. As to what might happen during the ensuing period of conversion, manufacturers were, therefore, practically in the dark.

Manufacturers hoped there would, in view of the shortage in nearly all lines of merchandise the world over, be at least a fair measure of trade activity. But there was no certainty about the matter, it being recognized that notwithstanding the anticipated need there would be for manufactured goods, both at home and abroad, there were so many complex factors in connection with the machinery of trade and commerce, each of which must harmoniously function if business was to be transacted with freedom, that it was just about as wise to toss a copper as to venture a guess regarding the potential possibilities of the year which lay before them.

The Problem of Finance

The problem of finance was one which was particularly mystifying. Those who best understood the potential financial strength of the country were the most confident of its ability to meet contingencies at least not beyond the ordinary in character. True, manufacturers as a class were in a much stronger position financially than they were when hostilities began a little over four years before. Not only had a great many of them surpluses to their credit in place of large current liabilities formerly existing, but a great number had prepared for the possible advent of a "rainy day" by investing substantial sums out of war trade profits in securities which could readily be turned into cash should adverse conditions demand it. But while this undoubtedly provided a reserve of strength it did not determine how the world's mechanism relating to money and exchange would function during the period of readjustment upon which industry had entered concurrently with the cessation of hostilities.

To Canada the matter of finance was of particular importance. During the four years preceding the war, of the total security flotation of $1,186,481,332, only $131,328,682, or about 11 per cent., had been contributed by home investors. On the other hand, during the four years ending December, 1918, out of a total of $2,195,520,530 borrowed by federal and provincial governments, municipalities, railways and industrial corporations, $1,561,619,000, or over 71 per cent., came from the pockets of the Canadian people. In view of such an undertaking, and particularly by a country ranked in the debtor class, it was only natural that financiers and manufacturers should at least possess a measure of concern as to how the financial mechanism of the Dominion might function during the strain that the period of readjustment might put upon it.

The Labor Problem

Among other problems of importance to which the manufacturers were giving considerable thought a year ago was the problem appertaining to labor. The return of 300,000 to 400,000 soldiers to peace-time vocations was in itself sufficient to give concern. But plus this there was an approximately equal number of persons who had been employed on war trade work. These necessarily had to be provided for in the readjustment process. To such an extent was the public mind obsessed with this two-fold labor problem that the federal and the provincial governments and municipalities gave much thought and attention to the consideration of ways and means for its solution.

That the year which has just passed into history has not been without its disturbing factors there can be no doubt. Some of them were in fact nothing short of alarming. This is particularly true of the revolutionary enterprises launched at several industrial centres by the extreme radical element which had obtained control of organized labor, and were only prevented from subverting constitutional authority by the co-operative effort of the sane citizenship of the country and the assumption of leadership by the conservative element in the ranks of labor.

But this was a species of disturbance that was not anticipated, or at any rate to the extent it occurred for a few weeks during the summer months. What was generally feared at the dawn of 1919 by those who were giving thought to the possible eventualities of the year were a surplus of labor, a gradual, if not a sharp decline in market prices, a period of unsettlement of domestic trade, and a marked decline in exports, and particularly in manufactured products. That in practically none of these respects have the anticipations of a year ago been realized the experience of the past twelve months amply proves.

Experience of Manufacturing Industries

Manufacturers as a whole have during the year had more business on their books than they have been able to fill with promptitude. This has been particularly true of the key industries such as manufacturers of pulp and paper, lumber, textiles, clothing, boots and shoes, and furniture. Practically the only key industry whose experience was not in accord with that of those outlined above was the iron and steel industry. Being engaged more fully than any other in the production of war material, it naturally followed that the iron and steel industry of the country stood to experience the largest measure of disturbance during the period of readjustment. But that which contributed more than any other factor to the quiet trade experienced during the year was the belief on the part of buyers that a gradual decline in the abnormal prices obtaining for steel of all descriptions must follow the cessation of the demand on munitions account. Consequently they naturally bought as sparingly as possible.

Decline in Quantity Production

But while from the standpoint of value the aggregate output of the factories of the Dominion during the past year was probably equal, owing to the abnormal market prices ruling, to that of any previous year in the history of the manufacturing industry of the country, that it was equal in tonnage or quantity to that of two years ago is scarcely probable. Factory production in 1917, according to the special census taken for that period, had an aggregate value of $3,015,506,869, an increase of $1,608,369,729 over 1915.

To the probable decrease in quantity of output during the past year in the factory output of the country there have been two contributing factors; or rather, to be strictly accurate, one factor with two distinct operating phases. The one was the scarcity of labor, a condition that was entirely different from that anticipated a year ago. This was particularly true in respect to skilled labor. According to

authorities consulted, the number of work people employed in the factories of the Dominion during 1919 was practically no larger than five years ago, when the aggregate productive capacity of the plants of the country was much smaller than at present.

Why Labor Is Scarce

When one resorts to a study of the situation in respect to labor the shortage obtaining is not a matter of surprise. There are sixty thousand men who will never return, fully that number having surrendered their lives as a sacrifice to the cause of freedom during the war. But while this is a substantial contributing factor to the inadequacy of the supply of labor, there is a still more potent one to be taken into account. And that is the enormous decline in immigration which has been experienced during the past five years. For example, during the ten-year period preceding the war the annual average number of immigrants to enter the Dominion was 250,000, while in the year 1913 it ran as high as 402,432. On the other hand the total for the four years ended 1918 was but 347,774, and these were mostly farmers.

The second disturbing phase in the labor situation affecting the manufacturing industries of the Dominion during the year was the inefficiency which characterized workmen. During the war period skilled labor employed in the factories of the Dominion demonstrated that it was as high in the quality of efficiency as that employed in the factories of any other country in the world. In fact, if there was any difference it was in favor of the Canadian workmen. But since the armistice was signed the same psychological phenomenon has settled upon the Canadian workman as has possessed the mind of his confreres the world over.

Not only is he less disposed than ever to render 100 per cent. efficiency per hour of service, but less concern is manifested as to the quality of the product he turns out for his employer, thus on the one hand increasing the unit of cost in respect to production and on the other hand lowering the quality of the article produced. That all workmen have not become possessed of these fallacies follows of course. But the trouble is that a larger average than ever before are thus possessed, and to such an extent that sane and intellectual leaders among organized labor, as well as employers, are endeavoring to persuade men of this class that such practices are suicidal for themselves and menacing to the industrial welfare of the country.

That this spirit of inefficiency, both in respect to quality of service and quality of product, has been one of the most immediate disturbing factors in the manufacturing industry during the past year there can be no doubt. It has not been something deemed possible. It has been an actual experience. And unfortunately there is no clearly defined evidence that the tide of this mental fallacy has taken a turn toward a saner and sounder economic condition.

Expansion in Industry

Notwithstanding the scarcity and inefficiency of labor and the extent to which factories have been taxed to fill orders on home and on foreign account, the past year has been one of expansion rather than contraction. Not only by the manufacturing of new lines has the Dominion become more self-sustaining, and therefore less dependent upon foreign markets, but (and that which is more important still) a number of new industrial corporations have come into existence.

In the pulp and paper industry there has been a decided forward movement. Not only has there been during the year an enlargement of existing mills, leading in certain instances to the doubling of output, but several new corporations have appeared in the field and have plants under construction. Two years ago the pulp and paper output of the country had a total value of $96,340,324, an increase of $50,000,000 in the short period of two years. That it is now substantially greater there can be no doubt.

What has just been said of the pulp and paper industry applies equally to the automobile manufacturing industry. Between 1915 and 1917 the value of the output more than doubled, standing at $54,668,255. But the enormous plants which are now being erected at points in western and eastern Ontario would indicate that this particular industry is on the eve of a still greater period of expansion. And that which is particularly noteworthy is the fact that in the expansion which is taking place provision is being made for the manufacture of parts which were hitherto imported from the United States. It is estimated that when the plans now under way are completed over one-half of the parts entering into the production of an automobile will be of home manufacture.

In respect to the iron and steel industry of the Dominion the most outstanding features of the year were the resumption of building operations on the plant of the Canadian branch of the United States Steel Corporation at Ojibway, estimated to cost about $40,000,000; the bringing to near completion of the ship-plate plant of the Dominion Steel Corporation at Sydney, N.S., and the purchase of the big plant of British Forgings, Ltd., Toronto, by Baldwins, Ltd., Swansea, Wales, for the purpose of entering upon the manufacture of tin plate and other sheet metals.

Shipbuilding

A year ago it was anticipated, owing to the cessation of hostilities, that a serious curtailment would take place in the shipbuilding industry, which came in for such extraordinary development three or four years ago. True, there has been a lull in the yards on the Pacific coast, but taking the Dominion as a whole the industry has been maintained upon a high scale. A statement issued from Ottawa during the last month of 1919 showed that the Dominion government had nearly sixty steel steamers on order with the various yards of the country, giving employment to about twenty thousand men.

One significant thing in connection with the manufacturing industry is the increased interest which American manufacturers are taking in the Dominion as a site for branch factories. The writer is informed by one authority that these new branch factories are being at present established at the rate of two to three a week.

Export Trade in Manufactured Goods

When hostilities ceased it was generally anticipated that, with the elimination of the trade in munitions, which during the fiscal year 1917-18 reached $386,340, there would be a serious curtailment in the export trade in manufactured goods. This anticipation has not been so far realized. The latest available figures are those covering the twelve months ended October, but these are sufficient to show that while there have been decreases in certain lines there have been increases in others and that nothing approaching a debacle has been experienced. As a matter of fact a great many manufacturers have been compelled to turn down large export orders because their activities were more than fully occupied with the demand on home account.

The export trade in iron and steel increased during the twelve months ended October last by over $20,500,000, the total amounting to $66,748,000. Printing paper increased from $36,916,000 to $46,959,000; wood pulp, from $31,366,000 to $35,516,000; automobiles, from $3,692,000 to $11,291,000; manufactures of rubber, from $3,814,000 to $8,204,000; canned meats, from $2,146,000 to $5,027,000.

The changes made in the tariff in June last, affecting over forty items, was on the whole beneficial to the manufacturing industry of the country. Even in the case of agricultural implements compensation for the reduction in the tariff was accorded by lowering the duty on certain raw materials and the securing of lower freight rates to competing points in western Canada. Naturally, pending the result of the coming revision of the tariff, a more or less feeling of unsettlement obtains among manufacturers, and particularly in view of the free trade propaganda being carried on by the farmers. As a result of this unsettled feeling instances are not wanting where expansions of plants are being held in abeyance pending the outcome of the agitation. Obviously, the sooner the task of revision is completed the better will it be for all concerned.

Conservation In Post-War Year

Work of Canadian Commission of Conservation Embraces Agriculture, Forestry, Power and Other Primary Industries—Much Valuable Information Gathered—Importance in Country's Future.

By JAMES WHITE.

THE only prophets whose reputations escaped injury during the war were those who studiously avoided the pitfalls of military uncertainties and confined themselves to the safe and patent prediction that the conclusion of peace would find every combatant nation confronted by critical domestic conditions. This inevitable outcome of years of turmoil needed no penetrating vision to foresee, and the first year of peace has amply fulfilled the prophecy in the number and gravity of the national problems that have arisen. While we in Canada have had our share of urgent difficulties to contend with, we have also been extremely fortunate in that our task has been essentially one of readjustment rather than of reconstruction, such as faces great areas of Europe.

The work of the Conservation Commission is intimately associated with the solution of many of our most pressing problems, and it is gratifying to record the very satisfactory progress of different branches of activity during the past year. Special effort has been devoted to the continuation of the immense task of making an inventory of our natural resources. It is realized that authentic data respecting its material assets, both potential and developed, is essential to sound, national growth at all times, and is decidedly at a premium during this period of readjustment. The business community has evidenced the keenest appreciation of the Commission's labors along these lines. Such a stock-taking is indispensable not only to the proper guidance of industrial expansion but equally so to the intelligent determination and exercise of public policies in respect to the administration of our forests, mineral lands, water-powers and other resources.

Forestry Investigations

The report by R. D. Craig and Dr. H. N. Whitford, on the forests of British Columbia, recently published, comprises the results of one of the most important investigations undertaken by the Commission to date. It has been pronounced by the forestry profession and by lumbering interests throughout Canada and the United States as the most complete work available in regard to extent and character of the timber wealth of any province or state on this continent. Approximately 41 per cent. of the area of British Columbia, or about 145,000 square miles is absolute forest land. Of this area, roughly one-seventh is in the coastal region, but, as compared with the interior, it is much more heavily timbered, comprising over 11,000 square miles of timber-land, carrying 10 M. or more b.f. per acre as against less than 3,000 square miles with an equally heavy growth in the interior region. The total resources of raw material in the province are estimated at 350 billion b.f., of which 214 billion b.f. is in the Coast belt. There is also about 16 billion b.f. of material suitable only for piling, poles, pulpwood, etc., making a grand total of 366 billion b.f. as the total visible stand of merchantable timber in the province.

Resources Not Inexhaustible

Stupendous as this total sounds, this splendid natural resource is by no means inexhaustible. Although the annual growth at present is much greater than the annual cut, the permanence of this favorable condition depends entirely on efficient protection of the forests from fire. Two-thirds of the lands once forested, carrying probably 665 billion b.f., has been already swept by fire. Insect enemies must also be guarded against. It must further be borne in mind that, where the forest reproduces itself, it frequently grows up to trees of inferior species. The quality, as well as the quantity, of this natural reproduction is a vital factor.

It is encouraging to note that the forest survey work of the Commission of Conservation meets with the outspoken approval of the men most directly interested. The Canadian Lumbermen's Association, at its eleventh annual convention, passed a resolution endorsing the Commission's work and urging the government to provide the necessary financial support to carry the work to completion. The information gathered is as useful to the government itself as to the operators. To administer our forests wisely, we must know: (1) What lands should be set aside definitely and for all time as forest lands, (2) the amount of timber available for cutting, (3) the annual cut, (4) the rate and character of reproduction and growth, (5) the accessibility of the stands, (6) the best means of "making the forest safe for trees" by controlling fires and insect pests. R. D. Craig is now conducting a similar study of Ontario, and the field work of a Saskatchewan survey is already completed. Some years ago, the Commission published the results of a Nova Scotia survey, the field work for which was conducted by the provincial government.

Pulp and Paper

Owing to the world-shortage of newsprint and the spectacular development of Canada as a source of raw material to meet the demand, exceptional importance attaches to the pulpwood reproduction studies now being conducted under the immediate supervision of Dr. C. D. Howe. These are being carried on in Quebec, Ontario and New Brunswick. The Dominion Entomological Branch is at the same time making a study of insect damage to trees over the same areas.

The support and hearty co-operation accorded to the Commission by the Riordon, Laurentide, Abitibi and Bathurst companies bears witness to the commercial value and necessity of such research. The primary object is to determine the rate of growth of spruce and balsam under different conditions, and the character of the stands which form the second growth as affected by fire and by the various methods of conducting logging operations.

Not only has the growth of pulpwood been shown to be much slower than was formerly supposed, but the constant cutting of conifers only is, over great areas, causing the less valuable hardwoods to become the predominant type. As these hardwoods, in the more remote districts, can seldom be logged at a profit, it becomes a difficult problem to preserve the character of the limits as a source of pulpwood supply.

The crucial question of forest fire protection has been well to the fore during the past season, which has been a particularly bad fire year. Obviously, unless the scourge of fire is kept under control, all efforts to conserve our forests through improved cutting methods will be nullified. Although considerable progress has been made, we still need a much better organized fire protection service. In this connection, the increasing tendency to eliminate the patronage evil is a gratifying feature. Encouraging results have followed experiments with aeroplanes as fire patrols. Mapping of the forests can also be carried on by aerial photography. This will be a useful field of activity for the new Royal Canadian Naval Air Service.

Power and Fuel Problems

There has never been a more pressing need than exists to-day in Canada for thorough examination of our power and fuel resources. A notable contribution to the literature on this subject is the recent publication of "Water Powers of British Columbia," by Arthur V. White. This compendium,

dealing thoroughly with both the extent of the water resources in that province and with the manifold factors affecting their efficient use, has been in the greatest demand from engineers, promoters of industrial enterprises, municipal and government authorities and others associated with the development and management of water powers. It is the final volume of a series published by the Commission of Conservation to afford as complete an inventory as could be obtained of the water-power possibilities of the entire Dominion.

While these reports deal largely with potential water-power resources, the power developments already in existence have not been neglected. These have been catalogued in a separate report, "Electric Generation and Distribution in Canada," by Leo G. Denis. Of 565 plants reported, 358 are in private and 207 in public ownership. Classified as to prime movers, there are 270 hydraulic, 201 steam and 94 internal combustion. The total capacity of all the plants is 2,107,743 h.p., of which 1,806,618 h.p. is developed in the hydro-electric concerns. The demand for power purposes is nearly double that for light, being 632,996 k.w. for the former and 338,253 for the latter. The total length of transmission lines is 5,490 miles.

Special Inquiry in Alberta

A study has been made by the writer of the power situation in Alberta, and a paper on this subject, which was presented to the industrial congress at Calgary last August, has been published in pamphlet form. There are, at present, three important sources of power in that province, namely, coal, water and natural gas. Of these, the first is the most dependable and, having in view the great advance made during recent years in the production of steam power, would be usually also the most economical. Hydro-electric development is hampered by low-water conditions. Natural gas is not suitable for wholesale development of power as it is certain to become exhausted before many years. This gas, once exhausted, cannot be replaced except by manufacturing artificial gas, and hence it should be valued at least as high as coal gas, than which it has a higher heating value. As to petroleum, sufficient quantities have not yet been discovered to make it an important factor, but the chances of such discovery are not remote and he would be a rash man who could venture to predict what may or may not happen in this regard in the near future.

One aid to the solution of Canada's fuel problem, namely, the use of pulverized fuel, is the subject of a treatise by W. J. Dick, till recently mining engineer to the Commission of Conservation. By drying and grinding to an exceedingly fine dust, coal can be made to burn like a gas, after being blown into the fire-box by compressed air. This method eliminates the formation of clinkers and burns the coal most thoroughly, so that no cinders are emitted from the smoke-stack. Its great importance to Canada lies in the field which is thereby opened up for extending the use of lignite coal and also for using up unmarketable slack. The great disadvantage of lignite coals, that they will not bear transportation, due to disintegration after drying, is entirely overcome by the use of pulverized fuel.

Housing and Town Planning

Mr. Thomas Adams, town planning adviser to the Commission, who is also adviser to the Housing Committee of the Cabinet, has been actively engaged in work connected with the framing and administration of the Dominion Housing Act, whereby $25,000,000 is lent to the various provinces at 5 per cent. for the promotion of better housing in towns and cities. In Ontario, more than 90 municipalities have applied for grants, and over 60 have already undertaken building operations. About 1,300 houses are under construction and very little remains to be allotted of the Ontario grant of $10,000,000. Other provinces where much progress is reported are Nova Scotia, Manitoba, New Brunswick, British Columbia and Quebec.

The vital connection between town planning and housing is most intimately realized in Quebec, where the policy adopted is that of lending money only for town planning schemes. Such schemes are being shaped at Sherbrooke, Ste. Anne de Bellevue, Kipawa, Hull and Three Rivers, and an interesting project is in hand for the building of a confederation garden suburb at Quebec.

It speaks well for the effectiveness of the propaganda work of the Town Planning Branch that, whereas, when the branch was inaugurated in 1915, only Nova Scotia and New Brunswick had town planning acts on their statute books, to-day seven provinces have this necessary legislative framework and it is practically certain that before long the remaining two provinces will enact similar measures.

Agricultural Work

Through its agricultural adviser, F. C. Nunnick, the Commission has co-operated with the New Brunswick Department of Lands and Mines in the work of soil classification. That department is conducting a forest survey on its Crown lands and is obtaining as much data as possible respecting the suitability of the soil for agriculture. Such a survey is a primary need to avoid the costly and disastrous error of allowing the colonization of areas which are not and never will be adapted for permanent agriculture. Indiscriminate settlement on unsuitable land is an economic blunder for the country and a tragic experience for the settler.

An account book published as an experiment by the Commission and especially designed for the use of *bona fide* farmers has enjoyed a remarkable degree of popularity and shown conclusively that the average farmer is keenly alive to the value of a thoroughly practical method of book-keeping. There is, of course, room for tremendous expansion in the number of farmers who keep proper accounts, but it is clear that the lack of properly designed and practical account books has hitherto been a decided factor in retarding improvement in the business side of agriculture.

The illustration work previously inaugurated in Dundas County has been continued with very satisfactory results. The various projects of this nature initiated by the Commission have left no doubt regarding the efficacy of demonstrating the advantages of modern methods of agriculture right at home on the farmer's own place or on his neighbor's.

Wild Life and Fur Farming

The proceedings of the National Conference on Conservation of Game, Fur-bearing Animals and other Wild Life, which was held last February, have been published by the Commission. This conference was attended by representatives of the Dominion and provincial governments, and of various game protective associations, as well as by delegates from the United States. As a result of the conference it is expected that better co-operation will take place in future, both between the various authorities themselves and also with sportsmen and others most directly concerned, especially in the administration of such laws as the Migratory Birds Convention Act, which has an international importance.

Conservation and Reconstruction

It will be observed from the foregoing resumé that the Conservation Commission's activities are intimately related to many of the most vital questions of the hour, such as the increase of our primary production, the development of new sources of power, the conservation of our fuel supply, and the provision of homes to overtake our present serious housing shortage. In the serious times of readjustment that lie ahead of us, it is quite evident that we shall need all our resources, but if our problems are scientifically, as well as courageously, tackled, there is no need for pessimism in the outlook.

TORONTO STOCK EXCHANGE

At the annual meeting of the Toronto Stock Exchange, held on June 17th, 1919, the following officers were elected:—President, G. W. Blaikie (G. W. Blaikie and Co.); vice-president, E. G. Wills (Brouse, Mitchell and Co.); secretary, H. Franks (Osler and Hammond); treasurer, C. E. Abbs (A. E. Ames and Co.); committee, J. C. Fraser (F. H. Deacon and Co.), D. S. Cassels (Cassels and Biggar), O. Heron (Heron and Co.).

RECENT PROGRESS IN CANADIAN INDUSTRY

Destructive Influences Have Been Defeated—Room for Application of Science—Preserve Home Markets and Promote Trade Abroad

By Sir John Willison

CANADA to-day is fortunate in the enjoyment of industrial peace. The civic elections at Winnipeg have resulted in another victory for the general public and for constitutional forces, and we may rejoice that One Big Unionism has met with another defeat. As Winnipeg experienced and revealed the destructive effects of class despotism, it is fitting that it should enjoy the further discomfiture of those who would have introduced Bolshevism into Canada and have overthrown established institutions. But great as the services of Winnipeg have been, credit should not be denied to Hon. Gideon Robertson, to the Canadian manufacturers who displayed such public spirit at the industrial conference at Ottawa, and finally to Mr. Tom. Moore, Mr. P. M. Draper, and the other moderate and influential leaders of organized labor who received such striking endorsation at the annual Trades and Labor Congress at Hamilton where the organized workers of the Dominion finally and overwhelmingly denounced One Big Union leaders and followers.

Granted no unwise interference with the tariff, the way now seems clear for thorough industrial reconstruction. The human rights of labor have been recognized. The movement so strongly supported by the Canadian Reconstruction Association and by public-spirited and influential groups and individuals to improve the relations between employers and employees has met with considerable success. Now that we have industrial peace, the reconstruction motto of Canada might well be "Efficiency, Economy and Production." The tremendous increase in national finance obligations during the war period makes thrift imperative. The net national debt is now $1,750,000,000, a per capita charge on every man, woman, and child in the Dominion of $197.85 as compared with $43.49 five years ago. For the same reason new wealth must be created both through increased output from fields and factories and from scientific investigation and utilization of our natural resources.

Much Loss Through Waste

The Canadian Reconstruction Association believes that there should be more generous federal and provincial contributions to scientific and industrial research. The value of such investigations have been amply proved by the Research Council at Ottawa. Already it has demonstrated the commercial feasibility of utilizing the lignite deposits of the prairie provinces as domestic fuel. As a result of its investigations into the utilization of fish waste it has discovered that the annual yield of the Canadian fisheries can be increased by over twenty-five per cent. It estimates the loss in fat and proteins in the 300,000 tons of waste that are thrown away yearly at $10,000,000, and in oil at $2,000,000. It is conducting other important investigations, all designed to make new wealth. Its work has as great value for agricultural as it has for industrial communities. For the past three years it has been conducting very important experiments to produce a variety of wheat less susceptible to the present dangers of early frost and rust-fungus.

Among the supreme considerations of the reconstruction period are the development of home and foreign markets. The experience of the Canadian Trade Commission has already provided abundant proof that there are large new markets for Canadian farm produce and manufactured products if necessary financial credits can be arranged. It rests with the industrial, financial, and business interests to provide the necessary credit machinery. New markets we must have. The Canadian Reconstruction Association strongly supported the action of the federal government in appointing the Canadian Trade Commission at Ottawa and the Canadian Trade Mission in London, and in sending a special Economic Mission to Siberia. It advocated and approved the establishment of export credits with foreign countries for purchases in Canada, and it has persistently urged the creation of industrial groups for the development of foreign trade. In the domestic field it has conducted a comprehensive campaign for purchase of Made in Canada products and development of the home market. It has shown full-size bill-posters throughout the cities and towns in the Dominion, and it has circulated over 5,000,000 specially prepared small pictorial cards amongst employees and purchasers, all advocating public support of the home market. In addition it has made extensive use of motion pictures to stimulate public interest in the national value of industrial development. The pictures deal with various industries and illustrate not only final processes of manufacture but also stages of progress from the employment of raw materials to the finished products. The variety of the subjects is illustrated by the titles, which include the iron and steel, woolen, agricultural implements, pulp and paper, sugar, and cocoa and chocolate industries. The pictures are being shown in seventy-five per cent. of the cities, towns, and villages throughout the Dominion which have moving-picture theatres, and it is estimated that they are seen by over three-quarters of a million people weekly.

Tariff Protection Is Necessary

The Association has emphasized the danger to labor, to production, and to industry of any radical revision of the tariff downward, and has repeatedly called attention to the international economic movement towards protection, and the determination of the great nations of the world to preserve their own markets as far as possible for home industries. Among its general educational activities it has conducted an active campaign against Bolshevism, and its publications this year include:—

> Bolshevism.—The Poison of Production; A Unity Programme for Canadian Women; Standardization and Specialization; Co-operation or Conflict; Tariff, Labor and Unity; Trade and Tariff in the United States; Better Houses for Canadians; Canada Needs Protection; Women of To-day and To-morrow; Bolshevism, the Lesson for Canada; What Shall I Do Now? How to Work for Canada in Peace.

In addition to the above activities, the Association was one of the leading factors in opposing the proposed double taxation by the United States of Canadian branches of American firms. On January 1st, it appealed through the head office and its eastern and western committees, to municipalities and boards of trade throughout Canada to provide "buffer" employment during the reconstruction period by construction at the earliest possible moment of all necessary public works. In February, it appealed again to boards of trade to call reconstruction conferences of representative elements in their communities. It has issued a bulletin service periodically for the information of its members and a weekly press service.

CANADIAN SHIP TONNAGE

Besides the building of ships for the Dominion government merchant marine, described in the article elsewhere in this issue, many additions were also made in 1919 to the Canadian Pacific Ocean Services, Ltd., operated in connection with the Canadian Pacific Railway. Among these are three large passenger ships which will shortly be added. They will be of the "Minnedosa" type, and will be named the "Montcalm," "Matapedia" and the "Montmorency." All three are being built in Scotland, the first two by John Brown and Co., on the Clyde, and the third by the Fairfield Shipbuilding and Engineering Co., Govan, Scotland. They are to be in use before the end of 1920. The "Empress of Britain," which has been under the Imperial government for transport of troops and dependents, is now being reconditioned, and will next season be restored to the St. Lawrence traffic. She also is being fitted up as an oil-burner. The "Melita" and the "Minnedosa" have both been borrowed by Britain for service to India.

Development of the Packing Industry

Trade Figures of Recent Years Illustrate Importance of Packing Houses in Livestock Industry—Total Live Stock Reached Maximum in 1918—Some Disturbing Factors in Price and Markets

By S. E. TODD.

ANY review of the packing house industry in the Dominion is essentially a review of its livestock industry. It is, moreover, allowing for the fluctuations caused by the rapid changes in the cost of feeding grains in the past year, its best index, because the packing houses find the best and steadiest outlet for by far the greater number of cattle, hogs and sheep. What is interesting is the undeviating rate of increase in the livestock export trade for the last few years. This is attributable chiefly to the expansion of packinghouse activities. Indeed, throughout this matter it is imperative to keep in mind the close relationship of the livestock field and the development of the commercial and mechanical means by which the farmers' products find their best outlets, either in the growing home markets or the still greater world markets that they can reach only when prepared therefor in the most modern method and meeting the keenest foreign competition.

No apology is needed in *The Monetary Times* for the massing of figures to show this interdependence of two

CHART A.

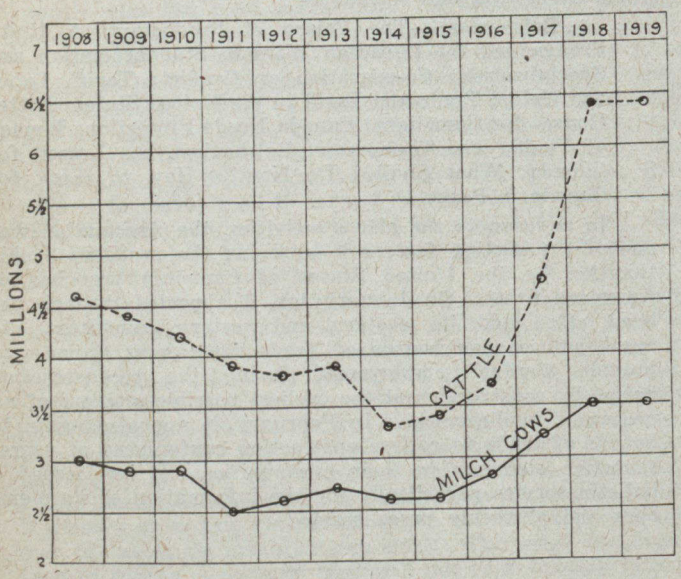

mighty factors in Canada's national prosperity: a balance sheet must always remain, one supposes, two-thirds figures, yet it is the best presentment of a business. One preliminary remark perhaps might be made. If, as the minister of finance stated, "the increase of Canadian exports is the best way of paying off our war debt," our exports of bacon alone prove that the linking of farmer and packing house is of greater importance to the Dominion than many of the general public and too many of the daily newspapers seem willing to acknowledge.

Unquestionably, the most important feature of the livestock industry is the rapidly increasing popularity of the packing plant as a farmers' market. While for a considerable period in the last decade the total numbers of meat animals on farms decreased and the total increase since 1908 is still relatively small, the proportion marketed through the packing houses over the same period has shown astonishing increases. It demonstrates the efficiency of the packer as the one necessary medium between producer and consumer in a way which cannot be refuted, This will be seen at a glance in the comparison of the percentages below:—

	Cattle.	Sheep.	Swine.
Per cent. of increase in total meat animals on farms, 1908-19 ...	31.2	20.8	19.8
Per cent. of increase in slaughterings in packing plants, 1909-19	197.6	107.5	52.2

This may be verified from the tables below, the first showing the last available record of the numbers of meat animals in the Dominion and their distribution by provinces:—

	Cattle.	Milch cows.	Sheep.	Swine.
British Columbia	194,644	51,594	44,985	44,960
Alberta	1,247,448	336,596	364,498	445,858
Saskatchewan .	1,005,501	374,062	146,911	432,367
Manitoba	553,899	227,872	167,170	261,542
Ontario	1,786,175	1,140,016	1,101,740	1,695,487
Quebec	1,213,297	1,056,347	1,007,425	935,425
New Brunswick	211,964	153,053	212,745	104,939
Nova Scotia ...	243,831	162,230	261,529	69,982
P. E. Island ..	79,815	45,662	114,955	49,510
Canada	6,536,574	3,547,432	3,421,958	4,040,070

Livestock totals slaughtered at Canadian inspected establishments since 1909:—

Year ended March 31.	Cattle. No.	Sheep. No.	Swine. No.
1909	298,241	191,792	1,532,796
1910	384,789	257,049	1,261,496
1911	411,308	329,017	1,452,237
1912	408,401	376,437	1,852,997
1913	450,390	455,647	1,607,741
1914	531,994	499,280	1,799,060
1915	530,425	447,173	2,598,338
1916	542,154	403,147	2,363,693
1917	648,859	416,575	2,245,511
1918	739,085	336,987	2,129,682
1919	887,773	397,961	2,333,354

The accompanying charts, A and B, show the fluctuations in live stock since 1908. The steady drop in numbers, especially of cattle and sheep, until the first year of the

CHART B.

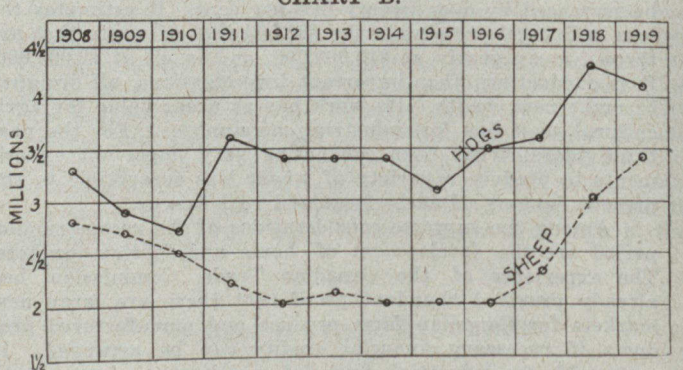

war, is noteworthy. Both hogs and cattle appear to have reached the "peak" in 1918.

Packers' Purchases

The following is the volume of live stock purchased on public stockyards by Canadian packers, from January 1st to December 4th, 1919, inclusive:—

	Cattle.	Calves.	Hogs.	Sheep.
Toronto	220,856	23,335	413,628	207,461
Montreal, Pt. St. Charles	56,906	63,626	78,121	69,499
Montreal, East End	59,946	49,882	46,478	49,645
Winnipeg	100,518	10,486	215,418	26,071
Calgary	71,869	.....	68,623	12,354
Edmonton	11,257	2,270	19,215	2,196
Totals	521,352	149,599	841,483	367,226

For comparison the following tables of the totals for three preceding (full) years are given:—

Cattle.	1918.	1917.	1916.
Toronto (Union Yds.)	302,856	292,972	269,508
Montreal (Pt. St. Charles)	62,762	57,198	60,419
Montreal (East End)	65,092	58,289	60,595
Winnipeg	273,443	256,523	147,245
Calgary	133,793	81,210	71,087
Edmonton	45,099	30,980	.....
	883,025	777,172	608,854
Calves.			
Toronto (Union Yds.)	55,737	46,756	45,804
Montreal (Pt. St. Charles)	63,127	54,083	46,066
Montreal (East End)	48,874	40,773	45,554
Winnipeg	12,169	12,196	11,640
Calgary	5,813	.....	.....
Edmonton	5,417	5,272	.....
	189,137	159,080	149,064
Swine.			
Toronto (Union Yds.)	363,525	445,312	527,489
Montreal (Pt. St. Chas.)	78,131	79,919	86,927
Montreal (East End)	53,047	48,816	64,643
Winnipeg	313,232	278,943	317,683
Calgary	138,549	118,010	121,568
Edmonton	44,284	24,273	.....
	990,768	995,273	1,118,310
Sheep.			
Toronto (Union Yds.)	169,420	165,658	157,818
Montreal (Pt. St. Charles)	67,418	73,603	59,149
Montreal (East End)	63,064	50,650	55,299
Winnipeg	36,141	20,665	20,583
Calgary	51,729	19,826	25,087
Edmonton	5,137	3,416	.....
	392,909	333,858	316,935

Meat Exports

The quantities and values of the classes of Canadian meats exported in the fiscal year ending March, 1919, were as below:—

	Lbs.	Value.
Bacon	120,622,092	$39,046,058
Beef, chilled, fresh or frozen	125,802,733	26,223,955
Beef, pickled, etc.	2,007,561	370,859
Mutton and lamb	1,933,308	441,221
Other meats	5,895,181	588,305
Total, meats, extracts, game, etc.		$85,590,161

The distribution of the total exports of meats in the fiscal year 1919 and for the seven months ending October 31st was:—

	Fiscal year, 1919.	Seven months.
To British Empire	$74,174,938	$49,158,089
To foreign countries	11,415,223	10,312,053

Distribution by Countries

A table showing the countries to which Canadian meats were exported in the year ending in March, and for the first seven months of the present fiscal year exhibits a swing of considerable volume to allied and neutral countries and adds to the assurance that home supplies in these countries as well as in the former enemy lands have been heavily depleted.

	Twelve months ended March 31, '19.	Seven months ended Oct. 31, '19.
Exports of Meats to British Empire Lands:		
United Kingdom	$73,613,471	$48,934,265
Bermuda	46,139	18,087
British South Africa	.....	92
British Guiana	3,021	1,814
British Honduras	4,650	5,150
British Oceania:		
Australia	34,358	25
New Zealand	1,942	.....
British West Indies:		
Barbados	17,598	21,037
Jamaica	2,017	151
Trinidad	10,198	6,670
Other B.W.I.	11,721	4,539
Egypt and Sudan	109,800	.....
Hong-Kong	38,487	36,450
Malta	.....	270
Newfoundland	281,536	129,539
Foreign Countries:		
Austria-Hungary	.....	800
Belgium	9,000	185,368
China	129	33
Cuba	.....	986
Denmark	.....	292,183
Greenland	802	.....
France	1,569,173	99,804
St. Pierre	16,316	6,456
Germany	.....	29,235
Greece	.....	1,107,474
Haiti	.....	1,041
Italy	757,690	3,915,268
Japan	140	44
Netherlands	34,500	124,675
Norway	32,014	67
Panama	.....	260
Russia	78,097	16,735
Sweden	.....	64,122
United States	8,916,737	4,446,639
Alaska	625	20,863
	$85,590,161	$59,470,142
Recapitulation:		
British Empire	$74,174,938	$49,158,089
Foreign countries	11,415,223	10,312,053

Exports of live animals have a close relation to the packing house. The stockyards are the outcome of the centralized demand of the packer. Therefore it is not surprising that the exports of live animals through the stockyards showed an increase of 190 per cent. in butcher cattle, 143 per cent. in stockers and feeders, 100 per cent. in sheep and 63 per cent. in lambs. There was a decrease in hogs by 226 per cent. compared with the same figure for 1918.

In the returns for the 10 months ending October 31st, of live animals exported there is an interesting sidelight on one of the secondary benefits of the stockyards which were made possible on the present scale largely by the steady purchasing for the packers. The official figures show:—

	Cattle.	Calves.	Sheep.	Swine.
Total exports	299,380	70,234	130,177	28,616
Purchased at Canadian yards	201,087	24,893	52,872	1,090
Purchased from farmer direct	98,293	45,341	77,305	27,526

Uncertain Bacon Prices

The fluctuations in the overseas bacon market in 1919 have been, to say the least, disconcerting. In January, when the submarine peril was finally over vast quantities of foods that had been stored up for emergencies in Great Britain were released in a flood and the British food con-

troller announced that he had ceased to buy, at least for a time. There followed a period in which there was actually no movement of Canadian products of pork. Later, when the British markets reopened on a pre-war basis, British and other European buyers came into the American field and purchased heavily. Suddenly, and in an unforeseen way, prices for live hogs soared until the highest point ever touched, $25, was reached. This alarmed the British food controller, who again "took hold," reimposed food control and started national buying, bringing prices down even below what would, if left to itself, have been a normal market. In this way Canadian packers, who had bought roundly 17,000,000 pounds of pork at high live hog prices, were faced with a net loss of over $500,000.

Another disturbing element came from the orders of the Board of Commerce. The board's orders added to the uncertainty of the market and their effect in this respect has not yet been fully felt. They are reacting adversely on the farmer who is all too rapidly disposing of his sows especially. Hog breeders are very anxious over the situation and at the directors' luncheon on December 11th at the Provincial Winter Fair at Guelph, submitted the following resolution which was carried by a unanimous standing vote:—

"We, representing the livestock producers, protest against the action of the Board of Commerce in restricting the selling price of pork and its products, while making no attempt to restrict the price of the commodities which control the cost of production.

"Further, we desire to call the attention of the authorities to the fact that the hog industry in this country is in a most precarious condition because of these restrictions, which interfere with the regular channels of trade and result in thousands of brood sows being sent to the slaughter. Only prompt action will prevent thousands more from going the same way.

"If the maximum production is to be secured and a strong export market built up, we feel that it can only be accomplished by the removal of all restrictions which hamper and discourage individual enterprise."

Stable Conditions Desirable

The difficulty of prices remains this: So long as packers are subject to the erratic and artificial changes in prices for their products that have taken place during the past year, it is impossible for them to do anything towards creating stabilized conditions in the livestock markets.

On the other hand, taking a longer view, the situation never has been so favorable for the building up of the livestock industry in Canada. The tremendous losses of breeding stocks in Europe created a void which Canada should help to fill. The British consumers' marked preference for Canadian bacon assures the continued demand necessary for the healthy expansion of the industry. The one prime necessity is that production shall be increased so that a steady supply may be maintained.

INLAND TRANSPORTATION

One of the most important developments in shipping operations during the year now closing has been the consolidation of the Canada Steamship Lines, with the result that from an inland water transportation company it has been converted into an ocean traffic corporation as well. The establishment of the Compagnie Canadienne Transatlantique, for which the Canada Steamship Lines are the agents on this side, gave it a direct link with France, both for passenger and freight traffic, and the acquisition of the old Quebec Steamship Co., which operated between New York and the West Indies, opened up another service which is attracting much attention in Canada, both as to passenger and freight traffic. But the Canada Steamship Lines have gone further in the latter respect by becoming agents for a big group of steamship lines that are operating between New York and the West Indies, so that any intending passenger to that part may obtain information here on all lines.

UNCERTAIN OUTLOOK IN IRON AND STEEL

Much Buying, Which Was Postponed in Expectation of Lower Prices, Must Have Effect of Stiffening Market— Attitude of the Federal Government

By J. Frater Taylor

IN accordance with my forecast of last year, conditions in the iron and steel trade have been erratic. The sudden suspension of the steel demand for munitions purposes and the hope, rather than the expectation, that prices would fall were the contributing factors. Those who have held off buying in the belief that lower prices would sooner or later prevail must admit that they have miscalculated with the result that, apart altogether from current requirements of steel and steel products, the demand has been and will be somewhat intensified through the aforesaid holding off. The general situation in Canada is very much influenced, naturally, by conditions in the United States.

Orders Ahead of Supplies

Within the last few months the steel business there has been more or less in a state of suspension on account of the strike. The consequence is, that in the States there is an accumulation of orders against a limited steel supply so that the steel business in the United States will have busy times in front of it, also in the direction of making up arrears caused by the diversion of steel to other purposes over the war period.

Railway Situation

The railway situation has an important bearing upon the latter phase, as once the tangle is straightened out there will, of necessity, be considerable buying of iron and steel products by the railways alone, and it must be kept in mind that it is not only steel rails that are involved, but all classes of steel products, notably such as are required in the building of cars, bridges, etc. In connection with cars alone, it is reported that the American car plants will be filled up with the domestic supply to the extent that, even on favorable conditions, comparatively little foreign business can be undertaken. Coming, therefore, to the situation in Canada, the last few months have shown a very distinct improvement, with the result that the steel plants, generally, have either good business booked or in prospect. It is stated, for instance, that one western steel plant is actually booked up until July next.

Domestic Output Should be Encouraged

To anyone interested in the steel business and in the general industrial situation in Canada, the most important element in the whole situation is the necessity for Canada becoming self-contained in the matter of its basic requirements. The writer, in his personal experience, has seen industrial and manufacturing activities held up and suppressed through dependence upon foreign sources of supply. The serious exchange situation is a factor, and nothwithstanding hopes to the contrary it cannot bring about its own solution by making imports too costly, so long as Canadian manufacturers, if they mean to remain in business, are bound to go out of the country for their raw materials. The writer has preached the doctrine of aggressive government action in this connection with a view, especially, to aiding and stimulating the development of Canada's basic industries. It is gratifying to note that, in the east, there will be a modern up-to-date plate mill shortly in operation, that Ontario's central steel plant is better equipped than ever before, through its new by-product coke ovens, and that at Algoma they are actually rolling alloy steel and all classes of shapes up to 15-in., and that they have considerable development in this direction in hand. The writer cannot refrain, in an article upon the iron and steel situation, from calling attention to the fact, once more, that if encouragement could be given to the mining and treatment of Canada's low-grade ores, the backbone of Canada's imports and dependence upon the United States for this basic of all elements would be broken.

Canadian Trade in War and Peace

Restoration of Peace Has Produced Great Changes, But Peace Commodities Have Replaced War Supplies--Exchange Rates Now a Considerable Factor—Canada's Favorable Balance Has Been Retained —Trade With United States, the Empire and Other Countries.

By W. G. CATES.

IN external trade the year 1919 was for Canada a very satisfactory one. During its course the Dominion took a long step forward into new, distant and fruitful fields. To some extent there was an application to trade of the spirit of daring that so much characterized the course of the Dominion in all matters relating to the war. There was a bold bid for trade not only in France and Belgium, but in the Balkan States, in which effort the aggressiveness of expert salesmen was well backed up by substantial national credits. Through the rapid building of new tonnage Canada also gave evidence, during the last year, that she intends to be more of a direct importer than a buyer through intermediary nations. In the volume of her trade she did not set up new figures; indeed, the general volume of her operations was considerably less than in the preceding year, but it showed decided gains in that losses in exports of war supplies, amounting to several hundreds of millions of dollars, were so largely counterbalanced by increases in exports of peace-time products. For the twelve months ending October 31st last there was a favorable trade balance of $349,788,433.

A review of the external trade of Canada during the past year, since it is a study of post-war trade conditions, must necessarily take into consideration the causes that produced the abnormal state under which trade has been conducted since the middle of 1914. To take the returns of imports and exports for either the last fiscal or calendar year and compare them with those for the preceding period would serve but little purpose. In the Canadian trade returns there are certain phenomena that excite both interest and concern. During the war the volume of trade assumed surprising dimensions, and on every hand the question is asked, Will these continue, or will there be a marked decline?

Fluctuating Exchange

In the adverse rate of exchange a new factor has appeared which is bound to affect very materially both the volume and the direction of the trade of the Dominion. To most persons the operations of this factor are surrounded with an air of mystery. Even among those who do to some extent understand international exchange, it is very doubtful whether there is anything like a due appreciation of its importance. Already it has proved to be one of those unforeseen factors that have so upset calculations during recent years.

If the conclusions arrived at are to be of value they must be drawn from the latest possible data. For this purpose the statistics for the last fiscal year, which ended on March 31st, 1919, are not sufficient. Those for the first seven months of the fiscal year, 1919-20, will be examined, which, bringing the subject down to November, will thus make possible the survey of conditions during almost a year from the signing of the armistice.

The new and aggressive attitude assumed towards foreign trade is to be attributed to two causes: the larger conception of national policy that has resulted from Canada's achievements since 1914, and to stern necessity. Having done big things in war, Canada has decided to do equally big things in peace. Having, in point of raw materials, one of the richest countries in the world, she is preparing to work these up, not for one market, but for many. The vision of a rapidly increasing commerce has caused her to provide a national mercantile marine. The will to make these departures has been born of the war.

Balance Has Been Reversed

But necessity has been an important factor in this decision. In the fiscal year, 1912-13, Canada's total trade was $1,047,157,421, but by March 31st, 1918, it had climbed to $2,548,691,639. This tremendous growth changed, within five years, an adverse balance of trade amounting to $293,072,711 into a favorable trade balance of $623.626,046. The huge export trade thus built up has been so profitable that naturally there is a desire to maintain it at high levels. Indeed, leaders in the financial and industrial life of the Dominion are continually declaring that upon this our future prosperity depends. Hence, the large credits to certain overseas customers, such as Great Britain, France, Belgium, Rumania and Greece, and the aggressive pushing after new export business.

Large Trade Maintained

This aggressiveness, together with a continuance of high prices, has maintained trade figures to a surprising degree. It is true that during the fiscal year that ended on March 31st, 1919, the total trade was but $2,176,378,717 as compared with $2,548,691,639 for the previous fiscal period; but the wonder is that, with such a heavy falling off in the export of war supplies following the signing of the armistice, trade has retained the proportions it has. The returns for the last nearly three years are as follows:—

	Fiscal year ending March 31st, 1918.	Fiscal year ending March 31st, 1919.	Twelve mos. ending Oct. 31st, 1919.
Total imports....	$ 962,521,847	$ 916,443,432	$ 902,353,525
Total exports....	1,586,169,792	1,259,935,285	1,252,141,958
Total trade....	$2,548,691,639	$2,176,378,717	$2,154,495,483

Of the decrease of exports during the last fiscal year, amounting to $326,234,507, no less a sum than $141,000,000 is represented by the decline in the shipments of cartridges alone. The exports of breadstuffs also fell off to the extent of $289,000,000. Going into particulars, it is found that the value of wheat exports dropped from $366,341,565 in 1917-18 to $95,905,320 in 1918-19, due not to a lessened demand or to a reduced price, but to the fact that, with the ending of the war and the release of tonnage, the United Kingdom was able to draw wheat from other sources than North America. The classes showing increases were animals and their products, $25,000,000; the forest and its products, $18,000,000; fisheries, $4,500,000, and minerals, about $4,000,000.

Exports Have Been Maintained

Coming to the exports for the first six months of the present fiscal year, that is, to September 30th, and comparing them with those for the first six months of the preceding year, it is found that they actually exceed the latter to the extent of $377,386. The exports of Canadian produce

fell off $5,812,419, but those of foreign produce advanced slightly over $6,000,000 This is a surprising showing when it is recalled that, owing to the ending of the war, the exports of chemicals and allied products, which includes explosives, fell from $157,568,066 in the first period to $18,450,527 in the second, and that the exports of non-ferrous metals, etc., dropped from $41,444,110 to $23,072,776. The large decreases were practically offset by increased exports, chiefly vegetable products, roughly aggregating $68,000,000, and animals and their products to the extent of $56,500,000. As for imports, they fell off about $34,000,000 as compared with those for the same months of the preceding year, the decreases being: Supplies for the army and navy, $34,600,000; iron, other metals and non-metallic minerals, $27,000,000. Against these are set off certain increases.

The general conclusion is that during the last eighteen or nineteen months the export trade of the Dominion has, all things considered, held its own remarkably well. The total trade has fallen possibly $375,000,000 below the record mark of the fiscal year, 1917-18; but through substantial increases in exports it has been held at these figures, and this in spite of the fact that in 1918-19 alone the shipments of explosives fell off to the extent of $140,000,000, while those of all grain exports also went off $295,000,000. Indeed, in that year the total loss indirect war trade could hardly have been less than $575,000,000, and yet increased exports in other lines made up for $200,000,000 of this.

The United States

Dealing with particular countries, the United States receives first consideration, because Canada's trade with that country is, on the 1918-19 figures, equal to 56 per cent. of her total with all the world. The republic takes but 37 per cent. of the Dominion's total exports; but, on the other hand, supplies 80 per cent. of all the goods that this country imports. This makes trade with the United States a matter of great importance. The great war has interlocked the commercial relations of these two countries in a manner that seemed quite impossible eight years ago, and the relationships thus established will undoubtedly continue, to some extent, for a considerable time.

Heavy Adverse Balance

Trade between the two countries is manifestly very one-sided, but during the year it developed steadily in what most Canadians consider to be the right direction. That is, the volume of exports was appreciably increased, while that of imports was, to an even greater extent, contracted. The truth is that for two years this movement has been making itself felt far more powerfully than most people have imagined. From the high point, during the fiscal year 1917, when the balance of trade against Canada was $373,640,880, the adverse balance has steadily declined. For the fiscal year that ended on March 31st, 1919, it was $269,191,850; and on the very latest twelve months' period, which ended on October 31st, the balance had dropped still further to $275,000,000. As compared with the imports, the exports are still too low, but while this is true, some consolation is to be found in the fact that forces are working to reduce the difference. At the present time, with a volume of trade that is over twice as large as it was during the fiscal year ending March 31st, 1913, the balance of trade against this country on the latest returns available (year ending October 31st, 1919), was actually $9,000,000 less than it was for the 1912-13 period. If imports to-day bore the same proportion to exports that they did in 1912-13, then the balance of trade against Canada on last year's trade would be about $850,000,000. That it is only about 30 per cent. of this is the best possible evidence that conditions are gradually righting themselves.

Balance Reduced This Year

As the balance of trade between the two countries is a subject that is receiving much attention, the following table of imports and exports, covering a period of nearly eight years, is of interest:—

Fiscal year ending March 31st.	Imports from United States.	*Total exports to United States.	Excess of imports over total exports.
1913	$435,769,050	$150,961,675	$284,808,406
1914	395,565,328	176,948,299	218,617,029
1915	296,632,486	186,342,850	110,289,656
1916	370,496,574	216,669,262	153,827,312
1917	664,219,653	290,578,773	373,640,880
1918	791,906,125	441,390,920	350,515,205
1919	746,937,509	477,745,659	269,191,850

*Includes both Canadian and foreign products.

What was Canada buying when, in the fiscal years 1916 and 1917, imports from the United States suddenly jumped from $370,496,574 to $664,219,653 and $791,906,125? She was then drawing from a great natural storehouse raw and semi-manufactured materials required in the war and necessary to the production of munitions, the sale of which helped to lay the foundations of Canada's great war industries. In 1917 articles imported for the army and navy were valued at $148,164,280, whereas in 1916 they amounted to but $36,646,716, and in 1914 to no more than $125. In 1918 the value of these classes of imports still stood at $129,242,053. In 1917 and 1918 more coal was required for munition plants, and so the importations rose from $30,656,938 in 1916 to $42,061,834 in 1917, and to $74,285,676 in 1918. Huge quantities of metals and minerals had to be imported for the making of munitions, and thus the value of these imports increased from $96,250,836 in 1916 to $156,333,801 in 1917 and to $197,668,527 in 1918. Textiles, which formerly had been imported from several countries, were, during the war, to be had most readily from the United States, and so the imports of these went up from $40,689,947 in 1916 to $62,519,710 in 1917, and to $79,810,187 in 1918.

It may also be said that it was not until the United States got into the war that Canadian exports to that country began to assume the proportions they have during the last three years. In the fiscal years 1917 and 1918 the Americans began to buy very heavily from this country munitions and other war supplies. This explains why exports jumped to $441,390,920 in 1918 and to $477,745,659 in 1919. In 1917 the United States took $9,449,496 worth of explosives, in 1918 she took $11,629,036, and in the fiscal year ending March 31st, 1919, $57,144,900 worth.

Buying More Canadian Goods

From the Canadian standpoint the most satisfactory feature of the present trade between the two countries is that the abnormal imports from the United States, which were a feature of the war period, are being reduced, while exports to that country are being steadily increased. There seemed to be a danger that as the former fell off the latter would, too, since war supplies formed a considerable percentage of the exports during the fiscal years 1918 and 1919. But such has not been the case. During the twelve months ending October 31st last the exports of munitions and war supplies decreased greatly, but instead of general exports to the United States dropping, as they did to the United Kingdom, they were increased from $424,179,972 in the preceding twelve months to $439,341,339. This is not as rapid an increase as could be desired, but it indicates that the future of this country's export trade with the United States is bright, because the increase recorded since the war has been on peace-time, rather than on war-time, products.

This increased demand from the south may be attributed largely to two factors: First, the possession by Canada of certain natural products which the United States must have; secondly, to the rate of exchange, which, during the latter part of 1919, being as high as 10 per cent. in favor of the republic, has made it very profitable for Americans to purchase in this country.

Newsprint in the Lead

Among the exports that show increase, newsprint paper stands out prominently. During September last Canada sent to the United States $3,636,070 worth, or an amount equal in value to over one-third as much as was sent during the whole of the fiscal year, 1913-14. In wood and wood products the September exports were $10,355,691, or equal to about 30 per cent. of the value for the whole of the 1913-14 fiscal year. During the six months ending September last the exports of animals to the United States totalled $17,097,930 as compared with $6,518,102 for the whole of 1913-14. The export of newsprint, great as it already is, will continue to grow, for American newspapers are doubling their consumption and the American pulp wood areas are being rapidly depleted. The demand for lumber also continues to increase. With the United States embargo against Canadian wheat and flour lifted, appreciable increase in these exports may also be expected. These considerations confirm the belief that, even under present tariff conditions, the export trade with the United States is on a solid basis, and must grow. It is quite probable that with the decline in prices, such as is bound, sooner or later, to come, the money value of exports may fall; but the nature of the more important products now going south warrants the conclusion that their volume will increase rather than diminish as time goes on.

Effect of Exchange

During the past year the adverse rate of exchange undoubtedly stimulated exports to the United States, but hardly to the extent that it probably will do in 1920, the present prospect being for a uniformly higher rate on New York funds than prevailed through 1919. To the extent that the rate of exchange is against a country, to that extent are its exports stimulated, and for the very good reason that a neighboring state, in whose favor the exchange runs, finds it thus more profitable to buy in the other country. And such will be the attitude of the United States towards Canada. While the rate of exchange is against this country Americans will buy certain commodities here because they can get more for their money than they can get at home. The rate of exchange will not right itself completely until the United Kingdom is able to make prompt settlements for what she buys from Canada, and this is unlikely to eventuate during the present year.

The United Kingdom

Trade with the United Kingdom during the last eighteen months has naturally been much reduced through the cessation of hostilities, the difficulty of securing tonnage and the adverse rate of exchange. During the fiscal year 1917-18 the total trade was $942,435,802, while the revised figures for 1918-19 are $613,774,993 or a total decrease of $328,660,809. During the first seven months of the present fiscal year, up to October 31st, the decline continued, though the process of recession was much less marked. During 1918-19 the total exports fell from $861,073,069 in 1917-18 to $552,009,116; imports also fell from $81,302,403 to $73,024,016. Indeed, imports came within $2,341,000 of the lowest mark in ten years, namely, 1909.

In this connection the following statement of trade with the United Kingdom for the period 1914-19 merits attention:—

Fiscal year	Imports for fiscal year ending March 31st.	Total exports, fiscal year ending March 31st.	Excess of exports over imports from United Kingdom.
1913-14	$132,070,362	$235,253,969	$103,183,607
1914-15	90,083,178	211,757,718	121,674,540
1915-16	77,370,682	463,081,241	385,710,559
1916-17	107,071,181	756,071,059	648,999,878
1917-18	81,302,403	861,073,399	780,777,996
1918-18	73,024,016	552,009,116	478,985,100

An examination of the exports is instructive, for it shows how greatly they were swelled by the demands arising out of the war. For example, the decline in exports has been due entirely to the falling off in the shipments of munitions and wheat. In explosives alone exports fell from $261,125,855 in 1917-18 to $165,861,073 in 1918-19; wheat, from $303,776,038 to $85,696,571, and wheat flour from $62,875,839 to $56,270,225. On the other hand, exports of fish rose about $2,000,000; butter, $2,500,000, and wood and its products, $3,300,000. As the preference granted by the Imperial government to certain commodities produced within the empire did not come into operation until September 1st, naturally its effects have not been felt during the period under consideration.

The decline in imports, totalling $8,300,000, is accounted for principally through reduced purchases of beverages and spirits, $1,500,000, which has been more than made up during the last seven months; foodstuffs, $1,200,000; rubber goods, $1,000,000; textiles, $5,000,000; tobacco, $370,000. As compared with 1917-18, the imports of textiles fell off to the extent of $16,000,000. On the other hand, the imports of supplies for the army and navy were increased by $2,200,000 and metals and minerals by $1,500,000.

The total trade returns for the first six months of the present fiscal year, that is, to September 30th, contain a much more hopeful story. It is true that they show a decline of $18,000,000 as compared with the returns for the first six months of the preceding year; but, considering the falling off in the demand for war materials, the wonder is that exports have held their own so well. To begin with, exports of explosives declined from $101,555,378 to $425,475; but increases in other products made up for this. As compared with the same period in 1918-19, the principal increases were as follows: Grains of all kinds, $39,500,000; flour and milled products, $12,200,000; sugar, molasses and confectionery, $9,624,000; fish, $4,300,000; meats of all kinds, $24,000,000; total wood products, including lumber, $16,000,000; iron and steel, $4,100,000. The large increase in the exports of lumber was due to the credit of $50,000,000 made by the Dominion government to the United Kingdom to finance these sales. On the six months' period the total exports to the United Kingdom were $15,600,000 below those for the first six months of 1917-18, whereas imports were up $6,194,000.

British Empire

Canada's trade with the British Empire at large during the fiscal year 1918-19 shows a decrease of 25 per cent. as compared with that for 1917-18, due chiefly to the heavy decline in shipments to the United Kingdom. However, the portions of the empire outside of the Mother Country increased their purchases 50 per cent. in 1918-19, going from $43,408,307 to $64,408,812. Australia increased her purchases by 75 per cent.; South Africa much more than doubled hers; Newfoundland came nearly quadrupling hers; while New Zealand's purchases also went up 50 per cent. In 1918-19 the trade with the empire as a whole stood at $750,056,788, or equal to about one-third of Canada's total trade with the entire world, 86 per cent. of it being with the United Kingdom. So far during the present fiscal year, considerable increases are recorded with South Africa, Gibraltar, Newfoundland, Australia and New Zealand, to say nothing of the United Kingdom.

Foreign Countries

Trade with foreign countries, which constitutes 65 per cent. of the Dominion's trade with all the world, declined from $1,501,859,433 in 1917-18 to $1,425,303,572 in 1918-19. However, in a relative sense, this trade bulked larger in the latter than in the former year. In 1917-18 it was equal to but 58 per cent. of the total trade, whereas in 1918-19 the percentage of the foreign to the total trade had risen to 65, at which point it still remains. It should, however, be remembered that 85 per cent. of this trade means trade with the United States. Outside of the latter, Canada last year did only $200,000,000 worth of business with foreign countries. The falling off in 1918-19 as compared with 1917-18 was due to the decline in exports to France from $201,053,676 to $96,103,142 following the conclusion of the war. Exports to Belgium also declined $4,000,000. On the other hand, there

was a considerable increase in exports to Cuba, the Dutch East Indies, Italy, Japan, Norway and Russia. The first six months of the present fiscal year would have reported a decided increase in this branch of trade had it not been for the restrictions placed on importations into France, which caused exports to that country to fall off $22,500,000 as compared with those for the first six months in the preceding year. During these same periods exports to Belgium increased from nothing in 1917-18 to $4,271,963 in 1918-19; those to Greece, from $3,218 to $6,800,278; to Rumania, from nothing to $2,302,024; to Italy, from $3,744,725 to $10,227,745.

OUR TRADE WITH THE UNITED KINGDOM

Government Commissioner Reviews Year's Developments—British Branch Plants Here—The Imperial Preference

"ONE of the results of the war has been to give both Canadian and British manufacturers a greater appreciation of the value to them of the various markets and natural resources of the British Empire," said F. W. Field, British Trade Commissioner in Ontario, in an interview with a representative of *The Monetary Times Annual*. "Canadian manufacturers and exporters have materially increased their sales in the United Kingdom, which is Canada's best market," he continued. "There is also a marked desire on the part of Canadians to purchase more merchandise in the United Kingdom rather than in foreign countries, when the merchandise cannot be bought at home. We are only beginning to realize what a vast trade can be built up within the British Empire if each unit of that Empire makes itself familiar with the products of the others. Frequently our offices are consulted by Canadian importers and manufacturers for lists of manufacturers or exporters of various commodities in the United Kingdom or one of the other dominions. This is a notable development in business currents and is likely to lead to important trade expansion.

"The post-war readjustment in Canada has been comparatively easy, for obvious reasons, with the result that few industrial difficulties have been experienced here. In the United Kingdom, it has been extremely difficult. Despite the numerous obstacles to the return of more nearly normal conditions, important strides have been taken. Substantial gains have been registered in Great Britain's export trade, and when a further improvement occurs in domestic conditions, her ability to compete in the markets of the world will again be demonstrated.

British Labor Not Revolutionary

"As to labor, it is almost safe to prophesy that labor in Great Britain will, in the future, as in the past, show by its action that it has faith rather in evolution than revolution. The inhabitants of the United Kingdom are mostly of British birth. In the industrial unrest prevalent throughout the world to-day racial solidarity is an asset of the first importance where, as in the United Kingdom, the majority of the community is endowed with sanity and sobriety of judgment.

"Many Canadian business men, manufacturers and representatives of industrial organizations visited the United Kingdom during 1919, with satisfactory results, in most cases, for Canadian export trade. At the same time, we have had a number of British manufacturers, their export managers, directors, and selling agents on visits to Canada. They have come to gather first-hand information as to the possibilities of this valuable and expanding market. It is the best way for the manufacturer to appreciate the position. Representatives of British interests who have made a trip to the Dominion during the past year have been numerous and representative of a wide range of industries and businesses. A delegation of the Managers and Overlookers' Association of Bolton, Lancashire, were also visitors to Montreal and Toronto, under the auspices of Lord Leverhulme. They were interested in the development of the Canadian cotton industry. The present year will undoubtedly see a larger influx of business and financial visitors from the United Kingdom. A delegation of a manufacturers' association of Great Britain have plans under consideration for a tour of the Dominion early in 1920. The Chambers of Commerce of the British Empire will meet in Toronto in August next, and this will be a commercial event of great importance to all sections of the Empire.

Policy of Branch Factories

"During 1919," continued Mr. Field, "there were probably more inquiries in this market than at any previous time, by British firms having in mind the possible establishment of branch plants. One of the largest mills in Wales decided to establish an important branch at Toronto for the manufacture of tinplate which has hitherto not been made in Canada. Other branch plants of British firms were established in various parts of Ontario for the manufacture of felts for paper-making machines, elastic hosiery and web, and silk and cotton labels. There are already branch plants here of British firms making steel sash, cranes, electric motors, window glass, gelatines and glues. British and Canadian capital have joint control of two concerns in Ontario, one making gloves and the other carpets. The tendency is for British capital to take a more direct interest than hitherto in the manufacturing development of the Dominion.

"While, for many reasons, the number of branch plants in Canada of United Kingdom firms will not equal those of United States firms, there is a likelihood that others will be established. In the majority of cases, however, it is probable that British manufacturers will be able best to cater to this market by manufacturing in and exporting from the United Kingdom.

"Several important trade organizations were formed and relations strengthened during the past year. The Federation of British Industries made an arrangement with the Canadian Manufacturers' Association for the exchange of information and views. The Canadian Association of British Manufacturers and their Representatives was organized with branches at Montreal and Toronto, as a result of action taken by the British Trade Commissioners in Canada. The membership is almost 200, representing more than double that number of Birtish firms interested in the Canadian market.

Work of Trade Commissioners

"Many of the Canadian government trade commissioners from British and foreign markets visited the Dominion last year, conferring with manufacturers from Atlantic to Pacific. Under the British government's Department of Overseas Trade (Development and Intelligence), there are three British trade commissioners in Canada, one each at Montreal, Toronto and Winnipeg. A fourth may be appointed later at Vancouver. The duties of a trade commissioner, in a general way, are: to keep in close touch with the government and state authorities in the Dominion to which he is attached; to visit the principal commercial centres in his area and establish touch with the members of the commercial community; to study and report upon the tariff laws, and customs regulations, as well as legislation affecting banking, patents and copyrights, shipping, harbors, etc.; to watch the imports into the Dominion, to furnish reports on the best methods of meeting foreign competition, and to furnish reports on financial and trade conditions; to make an annual general report on the conditions and prospects of trade in his area, and to supplement it by special reports dealing as exhaustively as possible with particular questions which are likely to be of interest to British firms.

"These functions are more or less of a general character. The broad idea of the service is to see that a regular flow of commercial information of value is maintained, and to put Canadian importers and, to some extent, Canadian exporters in touch with manufacturers and others in the mother country and other parts of the Empire.

How many men in *your* line of business are represented in this list?

WHATEVER your business may be, run your finger down the columns in this panel. You will find your business listed there; and with it the number of men in it who are moving to larger success with the help of the Alexander Hamilton Institute's Modern Business Course and Service.

If you feel that your business is different, that what may help others cannot help you, see how many men in your own business are already subscribers to this Course. They have realized that the fundamentals underlying all businesses are the same. They want to know these principles—and how to apply them.

Some of the men whom you have envied are there. Some of the men of whom you have said: "I know as much about our work as he, why is he lifted into an executive position while I stay here?"

And this is the answer:

Executive responsibility demands more than knowledge of one department of business; it requires the all-round knowledge of all departments, which is so rare that the men who have it are *always* in demand.

Over 105,000 men, classified by industries, who are using the Modern Business Course and Service

Manufacturing

2,713	Automobile and Vehicle Manufacturers
786	Bakers and Confectioners
945	Boots and Shoes
586	Brewery, Liquor Dealers and Distillers
1,925	Building Materials
1,964	Clothing and other Wearing Apparel
1,020	Dairy Products
698	Foundries
2,396	Drugs, Chemicals and Toilet Preparations
3,819	Electric and Lighting Appliances and Supplies
1,022	Farm Implements and Supplies
1,128	Furniture and other Household Goods
745	Glassware
654	Millers and Grain Dealers
1,304	Hardware
1,032	Heating Appliances and Plumbers' Supplies
3,668	Iron, Steel and Wire
414	Jewelry
463	Leather
1,706	Lumber
4,098	Machinery
1,001	Metals
568	Music and Musical Instruments
2,231	Office Devices and Supplies
1,645	Oil
1,158	Optical Goods and Photo Supplies
903	Paint
1,124	Paper
341	Pottery
1,218	Powder
772	Printers and Stationers
1,201	Publishing and Periodicals
594	Railroad Equipment
468	Refrigerating and Ice Companies
1,672	Rubber
469	Smelters and Refiners
467	Sugar
1,145	Textiles
703	Tobacco
50,766	

Financial

4,229	Banks
478	Insurance—Fire
1,235	Insurance—Life
936	Insurance—Others
1,578	Stocks and Bonds
1,277	Trust Companies
9,933	

Public Service

943	Electric Railroads
872	Express, Forwarding and Transportation Companies
1,344	Gas Companies
2,518	Power and Light Companies
2,236	Steam Railroads
608	Steamship Companies
2,124	Telephone and Telegraph Companies
468	Water Companies
11,113	

Trading

898	Advertising Agencies
1,753	Automobile and Supplies Dealers
948	Builders and Contractors
912	Commission Merchants
1,985	Department and General Store and Mail Order Houses
776	Dry Goods and Notions
1,578	Groceries and other Food Stuffs
563	Insurance Brokers
980	Packers and Canners
469	Produce Brokers
1,828	Real Estate Companies and Brokers
12,690	

Mining

1,178	Coal
1,361	Copper
1,482	Other Mining
4,021	

Professions

406	Architecture
1,305	Education
1,828	Engineering
748	Law
683	Medicine, Surgery, Dentistry
1,122	Public Accountancy
6,092	

Miscellaneous

240	Amusements
607	Commercial Organizations
545	Farming
2,992	Government, State and City Officials and Employees
454	Hotels, Restaurants, Clubs, etc.
550	Students and Educational Organization Employees
5,698	Men in other Business Activities
11,086	

Total to date 105,701

Business and educational authority of the highest standing is represented in the Advisory Council of the Alexander Hamilton Institute.

Advisory Council

THIS Advisory Council includes Frank A. Vanderlip, the financier; General Coleman duPont, the well-known business executive; John Hays Hammond, the eminent engineer; Jeremiah W. Jenks, the statistician and economist; and Joseph French Johnson, Dean of the New York University School of Commerce.

"Forging Ahead in Business"

—a book for men of action

THE Alexander Hamilton Institute does not seek drifters as its subscribers. It will not knowingly enrol a man who has not in him the capacity for progress. Its successful subscribers are the foundation of its pre-eminence.

To sift out of the many who are merely curious, the few who have the capacity for success, the Institute has prepared a 116-page book entitled "Forging Ahead in Business." It has proved immensely valuable to over 105,000 men; it contains information of value to any man who is earnestly asking himself: "Where will I be ten years from now?"

If you are such a man; if you have in you the serious purpose to put yourself among the successful executives of business, there is a copy of "Forging Ahead in Business" without obligation for you.

Only *you* can decide the question. The coupon gives you the opportunity; send for "Forging Ahead in Business" now.

What department of the business are you in?

FOR years the Alexander Hamilton Institute has specialized in just one thing. It has only one Course. Its business is to train men for the higher executive positions in business.

It takes the man who knows one department—whatever it may be, and adds a knowledge of organization and sales, of merchandising, of credits, of corporation finance, of advertising, of investment, of accounting, of traffic and of costs. It puts at his disposal training and experience that would otherwise take years to acquire.

The test:—Your ability to act

This is a tragic fact about life—that most men have good resolutions, but only a few have the capacity to act.

Of all the men who have read the advertisements of the Alexander Hamilton Institute, and have intended to enrol, over 105,000 have acted by enrolling.

To-day, the opportunity is open to you to act. Of any two men who will read these words, one will act, the other will delay. And in that moment each man will—unconsciously—have passed judgment on himself.

Alexander Hamilton Institute

264 Astor Place New York City

Send me "Forging Ahead in Business" without obligation

Name .....
(*Print Here.*)

Business Address .....

.....

Business Position .....

REVIEW OF THE WHEAT SITUATION, 1919*

Government Guaranteed Price of $2.15—Board of Grain Supervisors Succeeded by Canadian Wheat Board

By F. J. Anderson,
Retiring President, Winnipeg Grain Exchange

At the last two annual meetings of this exchange my predecessors discussed the effects of the war upon the grain trade. With your permission I desire to continue the story and particularly to note how the grain trade has been affected during the past year. On September 5, 1918, the government issued an order-in-council extending the authority of the Board of Grain Supervisors. Certain agreements were then reached between the board, the Wheat Export Co., and the trade, which enabled the trade to some small extent to resume business. Exporters and shippers delivered wheat to the Wheat Export Co. at the Atlantic seaboard—they supplied flour mills in eastern Canada with wheat, and, during the winter months when there were no buyers in the market, they carried and financed the wheat—and for these services they were paid stipulated rates of commission. To this extent the grain trade were enabled to do business, and to this extent the conditions were better than the previous year.

Wanted Open Wheat Market

All the efforts of this exchange during the year were directed towards the restoration of the open markets. We knew that the Board of Grain Supervisors was going out of existence as soon as it could wind up the transactions involved in the handling of the crop. That being the case the main obstacle in the way of opening the markets was the method of buying adopted by the Royal Wheat Commission of Great Britain. There would have been no use in opening the Winnipeg market had that commission decided to put one buyer in the market to buy all the wheat needed both by the United Kingdom and its allies in Europe. What we needed in order to open the market with some prospect of success was that the Royal Wheat Commission should buy the wheat from the grain trade not nearer than the Atlantic seaboard. We considered, too, that, as the war was ended, the British Wheat Commission should not purchase wheat for any country except the United Kingdom, but should leave each country to do its own buying, and we took steps to have our views brought to the attention of the British authorities through Canada's officials in London. The British authorities agreed to buy the wheat from the grain trade at the Atlantic seaboard, and to leave other countries to make their own arrangements for trading, except in the case of France and Italy, and even in regard to these two countries the attitude of the British authorities was not altogether unfavorable to our point of view.

On July 7th, the government announced that the grain markets would be reopened. The chief objection to opening the markets at that time was the probability that if the markets were opened the price of wheat would fall to a degree that would injure the producers. This belief was founded upon the then prospects of the new wheat crops of the United States and Canada. Up to that time record crops were expected in both countries. The estimate for the United States was about a billion and a quarter bushels, and for Canada about three hundred million bushels, and it was argued that because of these abounding crops, and because of the existing stocks of wheat in various parts of the world, the price of wheat was likely to fall considerably, and in addition it was predicted that if the Canadian markets were opened American speculators would bear the price down to $1.40 per bushel for certain purposes of their own. All these things were duly considered, but the decision was that government control of the marketing of wheat should cease and that the markets should be reopened.

*An address at the annual general meeting of the Winnipeg Grain Exchange, September 10, 1919.

Government Reversed Decision

The Winnipeg market was opened on July 21st. In the meantime the estimates of the new crops both in the United States and Canada had been greatly modified. It was estimated that the drought had caused a loss of about four hundred million bushels of wheat in the United States and perhaps of one hundred and fifty million bushels in Canada. When the market was opened this condition immediately reflected itself—instead of the price of wheat falling, it soon showed an increase, until it reached $2.45.

On July 29th the market was closed by the orders of the government. It had been opened only six days, and it was closed in a somewhat peculiar way. The government called a conference in Ottawa on July 28th—a conference at which this exchange was not represented. There was no investigation apparently of the transactions that had taken place while the market was open. No questions were asked of this exchange about the amount of trading done or about the quality of the trading. Without such investigation the government directed that the market should be closed. Further, no provision was made with regard to such trades as had been negotiated. As the market had been opened on the authority of the government, and as it was closed by the government, it is reasonable to assume that the contracts made in good faith will be duly honored.

Why did the government change its plan? It opened the market when all the probabilities pointed to a fall in the price of wheat, and it closed the market when as the result of six days of open trading the price rose to $2.45. Naturally the suggestion is that this increase in price was what led the government to change its plan.

It has been stated that the farmers were in favor of closing the markets, and of the government undertaking to buy and sell the wheat. The farmers are very well organized and they have very many ways of making their views known and effective, and their views on the methods of marketing their produce must always command full consideration. It is probable that so long as there were bumper crops in sight and so long as every indication pointed to a fall in the price of wheat, farmers desired some measure of protection against loss.

The farmers are not ignorant of the effect of the supply of wheat upon the price. They were quite well aware of the loss both in the United States and in Canada caused by drought. They were quite alive to the change in the prospects, and I do not know of any association of farmers, whether local or provincial, that demanded the closing of the market after it had been opened, and after the price had shown a marked tendency upwards. There is no evidence whatever that the producers of grain at that stage asked the Canadian government to close the markets.

It is equally certain that the grain trade did not ask the government to close the market, and so far it has not been stated that the British authorities had changed their proposal to purchase the wheat as they needed it from the grain trade at the seaboard.

What influences were brought to bear upon the government we do not know. So far, however, as exporting the surplus wheat of this country is concerned, we in the grain trade know very well that we could have sold this year's surplus without much difficulty. If the large crops expected had come to maturity, if the United States crop had reached a billion and a quarter bushels and the Canadian crop three hundred millions, as was estimated when the government opened the markets, the sale of our surplus at a high price would have been difficult—but those of us who have been in this business for years know that the selling of fifty to seventy million bushels under present conditions would have been easy. We do not believe that the government was led to close the market either by requests from the farmers or by the difficulty of selling our surplus wheat.

Marketing 1919 Wheat Crop

The armistice was signed on November 11, 1918, and the peace treaty was signed by the Germans on June 28, 1919. Most of us in the grain trade hoped that we should

LETHBRIDGE, ALBERTA

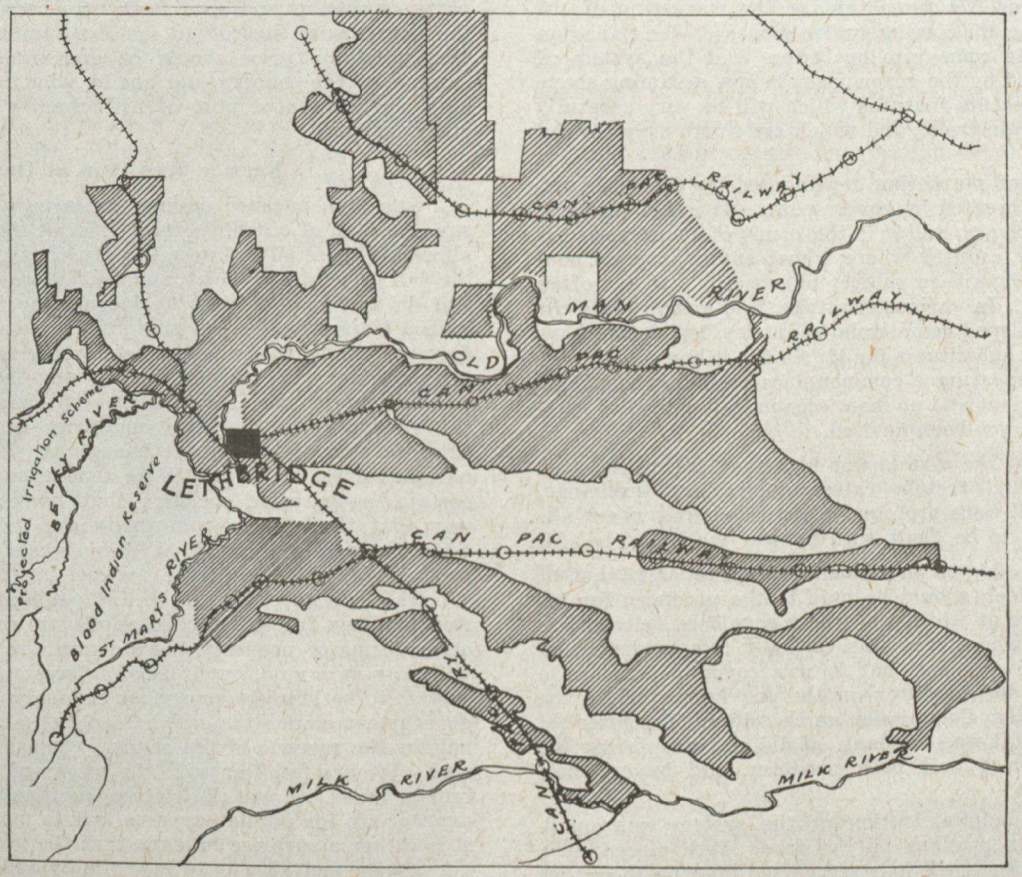

Lethbridge is the centre of the largest irrigated farming district in Canada. The shaded portion of the map shows lands that are now irrigated and irrigable. Over 100,000 acres has been irrigated for many years and its annual production in crops is valued at $100.00 and over per acre. Another 100,000 acres scheme has been voted on and is in a position to be bonded, and construction work is planned to go forward next year.

Two smaller schemes totalling 25,000 acres are now under actual construction. Government preliminary surveys have been made on all the remaining lands and the possibilities of irrigation actually established and detailed surveys are being rushed forward.

Lethbridge will have a total area of approximately 650,000 acres of irrigated land surrounding its municipal boundary. Irrigation triples the productive capacity of land and the principal crops in this district are grain, alfalfa and roots of all descriptions. Think of the steady increase of wealth the Lethbridge district is good for. Prosperous farmers mean steady business.

Lethbridge has seven coal mines almost touching her municipal boundary, one of which is the largest in Canada, outside of one in Nova Scotia. This city is a mining centre and is the warehouse centre, not only for the vast irrigated and dry farming district and numerous small towns, but also for the towns of the famous Crows Nest Pass coal field to the West. The average yearly export for the district of coal, live stock, wheat and wool for three years was $81,678,978.00. Increased business and steady growth is assured for Lethbridge with her irrigation and coal industry.

then at last be freed, so far as business matters were concerned, from the operation of the War Measures Act. Not being statesmen we had the idea that if the government needed exceptional powers for protecting the trade of this country, which might well be the case, the government could have secured these powers at the last session of parliament. We are probably biased, but we prefer acts of parliament to orders-in-council, for the former are at least public. However, on July 31st the government issued an order-in-council under the War Measures Act providing for the marketing of the wheat crop during the coming twelve months. The Canadian Wheat Board has come into operation, and the system of marketing adopted by the government is now assuming shape and form. It presents features which will be very carefully studied by the grain trade, and which are worth very careful study.

The system of marketing represented by the grain exchanges was not created by governments. It is the result of commercial experience, and it is the result of commercial experience in every country where wheat enters international trade. It has always been subject to criticism. It has often been investigated. In various countries, and among these the most highly developed commercial countries, legislators have attempted to find substitutes for it. So far it has stood every test, and I am repeating a commonplace remark when I say that no more efficient and no more economical method of marketing grain has yet been devised.

It is true that the system was disturbed during the war. Ocean tonnage and freight rates, international exchange, finance, prices, all were profoundly disturbed, and wheat like other things had to be dealt with by war methods.

The method adopted in Canada was practically that of fixing a price which should be paid to the producer for his wheat and a price at which the wheat should be delivered to the buyer. The wheat crop was virtually commandeered by the Dominion government, but it was commandeered at a definite price to the producer on the one hand, and to the miller or the British Commission on the other. The price set was generous and it was constant. It did not vary during the twelve-month period and both producer and buyer knew where they stood.

The cost of administration of the system was small, and while certain sections of the trade were placed at a serious disadvantage, still it is recognized even by them that international trading in a commercial sense was impossible during the war.

Minimum Price Guaranteed

The system adopted by the government for this year is somewhat different. The government commandeers the wheat after it is shipped from the farm and taken to the elevator or railway—then having commandeered the wheat, the government acts as agent or commission merchant for the producer. It gives the producer of the grain an advance and a promise of a balance at the end of the year. The advance which has been set at $2.15 per bushel amounts in reality to a fixed minimum price, but as the price of wheat in the international market may vary during the year, the government will not pay each farmer the full price of his wheat, as based on the international price, at the time he delivers his wheat, or at the time the government can sell his wheat in the international market. What the government receives over $2.15 per bushel is to be divided at the end of the year amongst the farmers according to the grade and weight of their wheat. An interesting question may occur to your minds here. Suppose the price of wheat in the international market begins at about $2.24 a bushel Fort William and that a few months later it falls to $2.00 or $1.80 per bushel. The farmer who ships his wheat in time to have it sold at $2.24 will receive an advance of $2.15 and a promise of his share in the pool. The farmer who ships his wheat at a time when the price at Fort William based on international values is $1.80 also receives the minimum advance of $2.15 with a promise of his share in the pool. This pool may be called a fund which is not created out of the general revenue of the country, but is the amount left after the advance of $2.15 has been paid and the expenses of administration have been met.

The farmer who has sold his wheat when it was worth $2.24 a bushel at Fort William may feel that he is entitled to that $2.24. He may feel that he is entitled to the full price of his property, that it is not fair that part of the price of his wheat should be taken and given to another farmer who chose to keep his wheat until the price had declined, that the government has no right to take part of his property or money and give it to somebody else, and that if the government desired to set a minimum price for wheat that minimum price should be guaranteed by the general revenue of the country and not by what may appear to him as a confiscation of part of his property for the benefit of other farmers.

Farmer Was Paid at Once

The plan pursued during the last two years, that is to say, the plan of a definite fixed price at Fort William, had at all events these advantages, namely, that the farmer received the full price of his wheat, and that he was paid immediately, and did not have to wait twelve months for any part of it. In the United States the minimum price will be paid to the farmer during the whole of the year, no matter how the international price varies, and if any loss is incurred the government of the United States will meet it. In Canada the guarantee of the minimum price is levied upon those farmers who are fortunate enough to sell when the international price is high. It is true enough that there are certain co-operative societies that handle produce in this way, but they do so voluntarily and without compulsion, while the new method of handling wheat does not give the producer any choice in the matter.

This is a novel feature in the handling of grain, and one wonders how far it could be applied to other products, and other forms of property. Grain men are not very familiar with law as a rule, but it is of interest to us, and to every citizen, to be brought somewhat suddenly to realize that the government claims the power to take part of our property, not for the revenue of the country, but to give to other persons. We are familiar with the power of the government to impose taxes, we are also fairly familiar with the power to expropriate for public purposes, but to most of us I imagine it is rather a surprise to learn that the government can take our money and give it to other individuals in this way.

Authority has been embodied in the order-in-council creating the wheat board, enabling the board to utilize the ordinary channels of trade as far as possible and to pay them a reasaonable remuneration for their services.

In keeping with this the wheat board is making arrangements whereby the ordinary channels of trade will be utilized. The wheat board does not propose to handle the grain at country points without the services of the country elevators, and arrangements have been made by the board in regard to street prices, storage and handling at country points similar to those put into effect by the Board of Grain Supervisors last year. The country elevators will be utilized by the wheat board, and their owners will be reasonably compensated.

Dealings on the Exchange

The commission rule of the exchange is protected, so that commission merchants may handle such grain as is consigned to them as before. A rate of brokerage has been fixed payable by the seller of the grain, so that cash brokers will be able to do business at that rate. The wheat board also proposes to utilize the trade for the purpose of selling wheat to flour mills in eastern Canada and for the purpose of delivering wheat to the board at the Atlantic seaboard. Negotiations between the trade and the board on some points involved in these arrrangements are still proceeding, and it is hoped and expected that the board will be able to utilize the ordinary trade channels, and pay them a fair rate for their services.

The most outstanding feature of the new method of handling wheat is that the government of Canada becomes directly responsible for the price of wheat, becomes responsible not only because it buys the wheat, but also because it

Canadian Pacific Railway Directorate

Thoroughly Representative of Financial and Commercial Interests of Dominion—Includes Leaders in the World of Industry, Shipping, Milling, Mining, Etc.—Drawn from all Sections of Canada, also Great Britain.

THE recent election of Sir John Eaton as a director of the Canadian Pacific Railway emphasizes once again the composite character of the board of the great transportation system, and indicates the ramifications of the interests which are allied to it. Its directors are all powerful also in the world of banking, public utilities, milling, the paper industry, steel, textiles, shipping, mining and insurance. Although Montreal is the headquarters of the Canadian Pacific system, its directors are representative also of Toronto, Winnipeg, the West, and Great Britain, as well as of both the British and French-Canadian elements.

SIR JOHN EATON

Three of the directors are executive railway men—Lord Shaughnessy, K.C.V.O., chairman of the board and formerly president of the company; Mr. E. W. Beatty, the president, and Mr. Grant Hall, vice-president. Some of the other directors, such as Mr. C. R. Hosmer and Sir Herbert Holt, while now identified with other interests, were formerly connected with the construction or management of phases of the C.P.R. activities.

Sir Herbert Holt is the moving spirit behind some of the most important power development schemes in Canada. Identified with the early construction of the Canadian Pacific as far back as 1883, he is now the president of the Montreal Light, Heat and Power Co., one of the greatest utilities of its kind in Canada. He is also president of the Royal Bank of Canada.

Mr. C. R. Hosmer began life as a telegraph operator, and was at one time manager of the C.P.R. telegraphs. He still is closely connected with several telegraph and cable companies, but twenty years ago extended his interests so that he is now president of the Ogilvie Flour Mills, a director of the Bank of Montreal, the Royal Trust Co., the Sun Life Assurance Co., the Laurentide Paper Co., and many other representative Canadian undertakings.

Another miller is included in Brigadier-General F. S. Meighen, president of the Lake of the Woods Milling Co. As commander of the 14th Battalion he went through several of the most important engagements on the Western Front. In addition to being a C.P.R. director, he is director of the Bank of Toronto, president of the New Brunswick Railway Co., director of the North-West Land Co., etc.

Mr. R. B. Angus is the doyen of the directors, but in spite of his years (he is now 88), he is one of the most active brains controlling the destinies of the C.P.R., and his is generally the most regular attendance at board meetings. The great Angus Shops at Montreal are named after him, and the present outstanding position of the Bank of Montreal in the world's finance is due in no small degree to his foresight and ability.

Sir Thomas Skinner, of London, England, is the publisher of a large number of well-known publications and reference-books such as the weekly Anglo-Canadian journal, "The Canadian Gazette," and "The Stock Exchange Year Book." He is also a director of the Bank of Montreal, and of the Commercial Cable Co.

The Hon. Senator F. L. Beique is a well-known French-Canadian lawyer, who is also vice-president of the Banque d'Hochelaga, and a director of the Canadian Cottons, Ltd. Another lawyer on the board is Captain the Hon. W. J. Shaughnessy, son of Lord Shaughnessy, who saw three years active service overseas. He is one of the two new directors elected this past year.

Sir Edmund Osler, a resident of Toronto, is president of the Dominion Bank, and of the Canadian North-West Land Co., and head of one of the most powerful brokerage firms of Canada. Sir Augustus Nanton, of Winnipeg, is the leading financial authority in the west. He is closely connected with many large western development enterprises, and is chairman of the Canadian Committee of the Hudson's Bay Co.

CAPTAIN THE HONORABLE W. J. SHAUGHNESSY

Sir Vincent Meredith is the president of the Bank of Montreal, and of the Royal Trust Co. Commander J. K. L. Ross has been engaged in running street-railways and in coal-mining; but he is now connected with numerous corporations, including the Dominion Bridge Co., the Canadian General Electric Co., etc.

Sir John Eaton, the new director, is the president of the T. Eaton Co. of Toronto, which operates two of the largest departmental stores in the world, connected with which are great factories employing thousands of workers. By virtue of this Sir John is probably the biggest merchant of Canada.

assumes the responsibility of selling the wheat, and the object of the method adopted is to give the farmer a price as closely approximating to what is called the "world" price as is possible. The world price during the year may vary very considerably. It is the claim of the grain exchanges on this continent that their prices from moment to moment are the immediate reflection of world prices. Under the new scheme the government undertakes to sell wheat in the international market, to obtain the highest possible price, and to pay the farmer accordingly.

Some enthusiastic admirers of this plan seem to think that it is so good that it should be made permanent. We in the grain trade may be somewhat prejudiced in the matter, but we cannot help feeling that any government that undertakes to handle Canadian wheat in this way permanently will very soon tire of it. We cannot help thinking that while so long as what is called the world price is high, and so long as the government can secure a high price, and therefore pay a high price to the farmer, it will be fairly easy going, but that when the price of wheat falls—as fall it will—a different sentiment will soon prevail. Suppose, for example, the government within a year or two offered 80 or 90 cents to the farmer for his wheat—one wonders what would happen to that government at the next election. We cannot help feeling that so long as a government takes upon itself direct responsibility for the price of wheat in times of peace, it will make the whole matter a political issue of the worst kind.

Imperial Sentiment

Then we wonder what would happen should the Canadian and British governments find themselves on the opposite side of the wheat market, one trying to buy as cheaply as possible, and the other, let us assume, trying to sell as high as possible. It is not easy to believe that the British government would agree to give a relatively higher price for Canadian wheat than, say, for Australian wheat, or wheat from any other part of the Empire, or for that matter, from the United States. Possibly in these days of imperialistic sentiment the British government would back that sentiment by a special bonus to her Dominions, and on the other hand the Canadian government would show its loyalty to the flag by offering Canadian wheat to the mother country at a few cents a bushel less than the market price.

Of course these are considerations of high Empire policy, and are far beyond the reach of grain merchants. We are on more familiar ground when we consider what the position of the Canadian government will be if it continues to sell our wheat in the international markets in competition with exporting countries where commercial methods have been reinstated. Let us suppose, for example, that the grain markets of the United States had been opened once more, that the government restrictions had been abolished and that the great exporting houses of the United States had resumed business. The Canadian government would then have to enter into competition with those firms, and with firms in other exporting countries. The successful exporting of wheat means more than buying wheat, for example, at Winnipeg, and selling it at Liverpool. In peace times there are few days in the year when one can buy at Winnipeg and sell on the Winnipeg price at Liverpool. The successful exporter requires to be as expert in regard to ocean freight rates and international exchange as in regard to cash wheat. He also needs to be able to utilize the markets for future delivery as the only means of reducing the risk of price variations.

It goes without saying that if the Canadian government abolished the grain exchange system of international trading in Canada, it could not and would not iself patronize the condemned methods. In exporting wheat in competition with the great firms of the United States, or of the United Kingdom, or of France, it would be like a boxer entering a ring with his right hand tied to his back. We in the trade know what would happen to any company or any government that tried to do business this way. We know that such a company or government would fail to secure the "world" price. We know that it would incur grave risks.

CANADIAN RAILWAYS WILL ACT IN UNISON

Railway Association of Canada Will Continue Work of Canadian Railway War Board—Corresponds to National Management in Great Britain and United States

THE position of the rail transportation machine of Canada at the opening of the new year is, viewed from an operating and efficiency standpoint, a cause for congratulation to the business interests of the Dominion. The disturbed conditions in the American and the British transportation circles are not known in the Dominion. Having come through the extra strain of the war without any operating breakdown, and without having had to be taken over by the government in order to effect proper co-ordination, the Canadian roads are in a position to meet any transportation development, either of internal or export traffic without embarrassment. The situation as regards motive power, car, roadbed and terminal facilities is, on the whole, satisfactory. The advent of winter, while it has brought extreme low temperatures, which operate against motive power efficiency, has so far included only moderate snowfall. The United States coal strike has postponed the delivery of coal to Canadian roads, and this burden will develop in the least favorable months for handling same, i.e., January and February, but no unusual difficulties are anticipated.

Railway Association Now Permanent Body

The most important item of recent railway news, from the standpoint of the shipper, is the announcement that the work of the Canadian Railway War Board will not be dropped, but that, in place of that board, the Railway Association of Canada came into existence on the first of December last.

The Canadian Railway War Board was to the Dominion what so-called national management was in Great Britain and the United States. It was, however, a purely voluntary body formed among the railways themselves, and depending for its success upon the mutual desire of the managements to uphold Canada's now famous record for efficient railway transportation. The board acted as a clearing house for information and opinion and the exchange of material assistance between the roads. While the evils of the car-pooling system, which allows bad-order cars to accumulate rapidly, were avoided in Canada, the benefits of co-operation were secured. One of the especial triumphs of the War Board was its successful and fair handling of the labor situation.

Its Functions

The Railway Association of Canada is intended to carry on the same kind of work which the War Board undertook. "It is not to be regarded as a railway protective association," declared one of the officials, a former War Board officer. "The best description of it is the term, 'Clearing House.' It provides a convenient meeting ground for the thrashing out of railway difficulties. As such it is of vital importance to the public and may be expected to render excellent results."

The honorary chairman of the board is Lord Shaughnessy. Its president is Howard G. Kelley, president of the Grand Trunk Railway. The executive committee consist of Lord Shaughnessy (honorary chairman), Mr. Kelley, D. B. Hanna, president of the Canadian National Railways; E. W. Peatty, president of the Canadian Pacific Railway; A. H. Smith, president Ottawa and New York Railway, and J. W. Beckley, president of the Toronto, Hamilton and Buffalo Railway. The other committees are as follows:—

Operating Committee—Grant Hall, vice-president, Canadian Pacific Railway; W. D. Robb, vice-president, Grand Trunk Railway System; M. H. McLeod, vice-president, Canadian National Railways; F. F. Backus, general manager, Toronto, Hamilton and Buffalo Railway, and J. H. Walsh, general manager, Quebec Central Railway.

Traffic Committee—C. A. Hayes, vice-president, Cana-

ONTARIO

Populous, Prosperous and Progressive

INDUSTRIALLY PRE-EMINENT

RICH IN AGRICULTURE AND MINERAL WEALTH

The Development of Ontario began with the influx of the United Empire Loyalists. Since then it has assumed an ever-growing importance in the national life and work of the Dominion and there is every indication that it will continue to enjoy the reputation it now possesses—that of being the leading agricultural and industrial province in Canada.

Ontario is ideally situated for commercial expansion. Contiguous to some of the most important States in the American Union with its boundaries touching the waters of Lakes Superior, Erie and Ontario, the Ottawa and St. Lawrence Rivers, as well as Hudson's Bay, this Province of Ontario is, so to speak, on the highway of Prosperity. Her climate is attractive and she enjoys every facility for transporting her products, at little cost, to the markets of the world.

In area Ontario is the second largest province in the Dominion. A territory of 407,262 square miles, with a population in 1911 of 2,523,274 people. Recent estimates place the population of Ontario at 2,750,000. There are more than 20,000,000 acres of arable land in the province still awaiting the plough.

Extensive forests of pine and other woods are yet untouched. Practically all minerals excepting coal are found in Ontario, and there are 6,000,000 h.p. in "white coal" still undeveloped. The value of farms in Ontario, including lands, buildings, implements and live stock, is estimated at $1,480,000,000, yielding an annual gross return of at least 23 per cent. of their value.

With Water Power abundant and cheap and easily accessible to its railways, Ontario is primarily an industrial province. And the products of Ontario's industries enjoy a widespread reputation for workmanship, material, design and price.

Agriculturally Ontario is second to none of the other Canadian Provinces. The nearness of Metropolitan centres in practically every point of the province has popularized mixed farming to a very great extent. But in the famous Northern Clay Belt, Wheat, the equal of Western Canada's best, has been successfully produced. In this particular section of Ontario, which is sparsely populated, there are millions of acres of very fine farming land, as well as forest and mineral areas.

A FEW SIGNIFICANT FACTS

Rural Area Assessed	25,000,000 acres
Area cleared	15,000,000 "
Under cultivation	14,000,000 "
Area of Forest Territory	150,000 sq. miles
Steam Railways in Ontario have a total length of	11,057 miles
Electric Railways	767 "

One-half the cheese produced in Canada is made in Ontario.

Ontario furnishes 45% of the mineral production of Canada.

The most valuable nickel mines in the world are in Ontario.

Estimated undeveloped water power ..... 6,000,000 h.p.

Developed water power ..... 985,000 h.p.

Ontario's Hydro-Electric Power Commission has constructed and operates 2,533 miles of high and low transmission lines.

Ontario has 23 cities, 139 towns, 150 villages and 553 townships.

Taxable Property in Ontario Actually Assessed by Municipalities, over $2,054,212,000.

In Manufactures Ontario produces more than half of all the manufactured products of Canada, the figures being: Ontario, $715,000,000; Canada, $1,390,000,000.

Assessed Value	$2,054,000,000
Annual Production	1,152,000,000
Uncultivated Farm Land	20,000,000 acres
Available Timber	19,000,000,000 feet
Available Pulp Wood	300,000,000 cords
Undeveloped Water Powers	6,000,000 h.p.

VALUE OF ONTARIO PRODUCTS

	Ontario.	All Canada.
Value of Farm Products	$ 450,000,000	$1,100,000,000
Value of Mineral Output	52,000,000	138,500,000
Value of Timber Output	50,000,000	172,500,000
Value of Manufactured Products.	715,000,000	1,390,000,000
Total	$1,267,000,000	$2,801,000,000

The ANNUAL PRODUCT of Ontario's farms, mines, forests, industries, etc. (which under the tax power of the Province secures all Ontario Government bonds), would pay off the entire direct bonded debt of the Province over 22 times—and do it each year.

THE GOVERNMENT

Lieut.-Governor: His Honor Lionel H. Clarke

Prime Minister and President of Council: HON. E. C. DRURY

Attorney-General..Hon. W. E. Raney

Treasurer.....Hon. Peter Smith

Secretary and Registrar, ...Hon. H. C. Nixon

Minister of Education, ...Hon. R. H. Grant

Min. of Public Works. Hon. F. C. Biggs

Minister of Lands, Forests and Mines, ...Hon. Beniah Bowman

Minister of Agriculture, ...Hon. M. W. Doherty

Minister of Labor and Health, ...Hon. W. R. Rollo

Minister of Mines.....Hon. H. Mills

Without Portfolio. Hon. D. Carmichael

dian National Railways; J. E. Dalrymple, vice-president, Grand Trunk Railway System; W. R. MacInnes, vice-president, Canadian Pacific Railway; G. C. Martin, general traffic manager, Toronto, Hamilton and Buffalo Railway, and Carl Howe, traffic manager, Canada Southern Railway.

Legal Committee—W. C. Chisholm, general solicitor, Grand Trunk Railway System; W. H. Curle, general solicitor, Canadian Pacific Railway; G. Ruel, counsel, Canadian National Railways; F. E. Robson, general solicitor, Canada Southern Railway, and E. D. Cahill, general solicitor, Toronto, Hamilton and Buffalo Railway.

Financial Committee—I. G. Ogden, vice-president, Canadian Pacific Railway; Frank Scott, vice-president, Grand Trunk Railway System; A. J. Mitchell, vice-president, Canadian National Railways; W. H. Maund, secretary-treasurer, Temiskaming and Northern Ontario Railway, and E. B. Barber, comptroller, Algoma Central and Hudson Bay Railway.

Acreages Increased But Yield is Less

Larger Areas of Most Grains Were Sown in 1919 than in 1918—Yield Per Acre Less in Most Cases, But Wheat Production Slightly Greater—Number of Live Stock in Canada Shows Substantial Increase—Figures By Provinces.

FIGURES of areas sown to crops, and provisional estimates of the yield for all provinces, in 1919, as compared with 1918, have been compiled by the Dominion Bureau of Statistics, as given below. While increases in acreages sown are found in most cases, lower yields reduce the production to about the same as 1918.

The figures are as follows:—

Field crops.	1918, acres.	1919, acres.	1918, bush. per acre.	1919, bush. per acre.	1918, bush.	1919, bush.
Canada—						
F. wheat ...	416,615	678,893	19.00	23.75	7,942,800	16,133,000
S. wheat ...	16,937,287	18,462,444	10.75	9.75	181,132,550	180,228,000
Wheat	17,353,902	19,141,337	11.00	10.25	189,075,350	196,361,000
Oats	14,790,336	14,997,135	28.75	27.50	426,312,500	411,136,000
Barley	3,153,711	2,645,509	24.50	22.00	77,287,240	58,336,000
Rye	555,294	753,511	15.25	14.50	8,504,400	11,003,000
Peas	235,976	224,685	13.25	16.50	4,253,300	3,722,800
Beans	228,577	83,577	15.50	17.75	3,563,380	1,478,000
Buckwheat .	548,097	444,732	20.75	25.50	11,375,500	11,311,000
Flax	1,068,120	1,093,115	5.75	6.25	6,055,200	6,767,000
Mixed grs. .	921,826	900,234	38.75	29.50	35,662,300	26,519,000
Corn	250,000	264,207	56.75	48.00	14,205,200	12,691,000
Potatoes ...	735,192	821,061	142.00	160.75	104,364,200	131,952,200
Turnips, etc.	325,037	314,620	377.50	334.30	122,699,600	105,184,600
			tons	tons	tons	tons
Hay & clover.	10,544,625	10,595,383	1.40	1.55	14,772,300	16,527,800
Fodder corn.	502,069	511,769	9.50	9.15	4,787,500	4,723,000
P.E. Island—			bush.	bush.	bush.	bush.
S. wheat ...	30,352	35,595	20.00	25.25	606,000	899,000
Oats	169,729	174,937	34.50	38.75	5,839,000	6,779,000
Barley	5,672	5,636	28.50	31.50	162,000	178,000
Peas	460	490	16.00	16.00	7,300	7,800
Buckwheat .	5,592	4,094	21.75	30.25	122,000	124,000
Mixed grs. .	13,475	17,522	44.50	35.25	600,000	618,000
Potatoes ...	31,543	36,234	170.00	156.00	5,362,300	5,654,000
Turnips, etc.	8,246	12,337	520.50	430.25	4,292,000	5,308,000
			tons	tons	tons	tons
Hay & clover.	222,691	237,883	1.50	2.00	334,000	479,000
Fodder corn.	420	522	5.25	3.50	2,200	2,000
Nova Scotia—			bush.	bush.	bush.	bush.
S. wheat ...	32,737	28,931	22.25	22.00	728,000	637,000
Oats	145,036	158,838	37.25	36.50	5,403,000	5,798,000
Barley	11,571	13,894	30.00	28.00	347,000	389,000
Rye	531	1,046	14.50	25.25	7,700	26,000
Peas	1,753	1,896	18.75	22.50	33,000	43,000
Beans	8,829	6,859	16.25	19.00	143,000	130,000
Buckwheat .	19,342	17,384	23.00	28.50	445,000	495,000
Mixed grs...	5,407	8,628	36.00	32.00	195,000	276,000
Potatoes ..	51,250	62,060	190.75	161.00	9,776,000	9,992,000
Turnips, etc..	23,823	30,291	391.25	439.75	9,320,700	13,320,000
			tons	tons	tons	tons
Hay & clover.	605,464	678,357	1.45	2.10	878,000	1,425,000
Fodder corn.	4,644	2,960	9.50	3.35	44,000	10,000
N. Brunswick—			bush.	bush.	bush.	bush.
S. wheat ...	49,453	35,641	19.00	21.00	940,250	748,000
Oats	224,442	305,484	31.50	32.25	7,051,400	9,852,000
Barley	6,601	10,662	24.75	25.25	163,140	269,000
Rye	308	353	16.25	17.25	5,000	6,000
Peas	4,077	4,697	14.75	28.00	60,100	132,000
Beans	5,491	6,409	15.50	17.25	85,580	111,000
Buckwheat .	72,483	74,642	20.75	27.25	1,499,500	2,034,000
Mixed grs...	4,292	5,297	32.50	29.50	139,900	156,000
Potatoes ...	57,272	75,573	158.50	178.50	9,077,600	13,489,000
Turnips, etc.	18,507	24,279	350.00	366.50	6,477,500	8,898,800
			tons	tons	tons	tons
Hay & clover.	740,637	786,175	1.50	1.40	1,111,000	1,111,000
Fodder corn.	3,459	5,906	4.50	5.00	15,600	30,000
Quebec—			bush.	bush.	bush.	bush.
S. wheat ...	365,670	251,089	17.25	17.50	6,308,000	4,394,000
Oats	1,932,720	2,141,107	27.25	28.50	52,667,000	61,022,000
Barley ...	189,202	234,892	24.00	24.00	4,551,000	5,237,000
Rye	29,063	33,481	16.25	17.25	472,000	578,000
Peas	107,386	81,642	15.50	15.25	1,664,000	1,245,000
Beans	109,803	43,202	17.00	18.75	1,867,000	810,000
Buckwheat .	227,018	170,043	20.75	26.50	4,711,000	4,506,000
Flax	7,357	11,384	11.25	11.25	83,000	128,000
Mixed grs...	194,288	157,637	27.00	28.40	5,246,000	4,477,000
Corn	54,690	43,603	21.75	27.50	1,190,000	1,199,000
Potatoes ...	264,871	315,590	147.00	181.50	38,936,000	57,280,000
Turnips, etc.	95,526	87,496	295.50	317.50	28,228,000	27,780,000
			tons	tons	tons	tons
Hay & clover.	4,533,266	4,299,360	1.50	1.50	6,799,900	6,449,000
Fodder corn.	86,358	74,007	7.25	8.25	626,100	611,000
Ontario—			bush.	bush.	bush.	bush.
F. wheat ...	362,616	619,494	19.50	24.25	7,054,800	15,023,000
S. wheat ...	351,423	361,150	23.25	16.50	8,186,200	5,959,000
wheat	714,039	980,644	21.25	22.50	15,241,000	20,982,000
Oats	2,924,468	2,674,341	45.00	28.50	131,752,600	76,219,000
Barley ...	660,404	569,183	36.75	24.25	24,247,700	13,803,000
Rye	112,726	140,502	16.00	16.50	1,813,000	2,318,000
Peas	113,862	127,253	21.00	17.00	2,381,000	2,163,000
Beans	100,082	22,920	13.75	15.50	1,387,800	355,000
Buckwheat .	223,662	178,569	20.50	23.25	4,598,000	4,152,000
Flax	15,925	13,717	12.25	15.00	196,200	206,000
Mixed grs...	619,389	628,761	44.25	29.25	27,462,400	18,391,000
Corn	195,310	221,004	66.75	52.00	13,015,200	11,492,000
Potatoes ..	166,203	157,286	116.60	104.00	19,376,000	16,363,000
Turnips, etc.	141,001	120,353	460.25	329.25	64,896,000	39,617,000
			tons	tons	tons	tons
Hay & clover	3,470,036	3,508,266	1.32	1.65	4,596,900	5,728,000
Fodder corn.	380,946	399,549	10.35	9.60	3,944,300	3,837,000
Manitoba—			bush.	bush.	bush.	bush.
F. wheat ...	2,734	6,100	18.00	15.25	49,000	93,000
S. wheat ...	2,980,968	2,874,201	16.25	15.00	48,142,100	43,113,000
Wheat	2,983,702	2,880,301	16.35	15.00	48,191,100	43,206,000
Oats	1,714,894	1,847,267	31.75	34.75	54,473,500	64,193,000
Barley	1,102,965	893,947	25.25	20.50	27,963,400	18,326,000
Rye	240,469	298,932	16.25	16.00	3,935,700	4,783,000
Mixed grs...	30,309	30,355	28.25	25.00	856,000	759,000
Flax	107,961	57,379	10.00	11.00	1,091,000	631,000
Potatoes ..	45,000	42,000	185.00	148.50	8,325,000	6,233,000
Turnips, etc.	9,910	6,045	251.75	199.25	2,494,800	1,205,000
			tons	tons	tons	tons
Hay & clover.	74,000	260,378	1.00	1.50	74,000	391,200
Fodder corn.	12,340	16,867	5.50	5.50	67,900	93,000
Saskatchewan—			bush.	bush.	bush.	bush.
S. wheat ...	9,249,260	10,587,363	10.00	9.25	92,493.000	97,933,000
Oats	4,988,499	4,837,747	21.50	24.25	107,253,000	117,316,000
Barley	699,296	492,586	17.00	18.75	11,888,000	9,236,000
Rye	123,500	190,482	11.50	8.75	1,420,000	1,667,000
Peas	4,251	4,853	20.00	12.50	85,000	61,000
Beans	861	1,820	18.00	10.00	15,000	18,000
Mixed grs...	23,449	22,017	21.00	35.00	492,000	771,000
Flax	840,957	929,945	5.00	6.00	4,205,000	5,580,000
Potatoes ...	59,793	66,176	116.25	170.00	6,950,900	11,250,000
Turnips, etc.	9,760	13,932	225.75	257.75	2,203,300	3,591,000
			tons	tons	tons	tons
Hay & clover.	315,117	265,417	1.15	1.05	362,400	279,000
Fodder corn.	11,186	6,690	5.65	12.50	63,200	84,000
Alberta—			bush.	bush.	bush.	bush.
F. wheat ...	44,065	40,600	15.00	16.75	661,000	680,000
S. wheat ...	3,848,424	4,241,903	6.00	6.00	23,091,000	25,451,000
Wheat	3,892,489	4,282,503	6.00	6.25	23,752,000	26,131,000
Oats	2,651,548	2,767,372	22.75	23.75	60,323,000	65,725,000
Barley	470,073	414,212	16.50	25.50	7,756,000	10,562,000
Rye	47,877	83,804	17.25	18.00	826,000	1,508,000
Peas	1,994	1,603	18.00	18.00	36,000	29,000
Beans	763	690	18.00	18.00	14,000	12,000
Mixed grs...	27,989	26,000	21.50	36.25	602,000	943,000
Flax	95,290	80,690	5.00	2.75	480,000	222,000
Potatoes ...	44,247	45,848	70.50	179.75	3,119,400	8,241,200
Turnips, etc.	12,506	12,500	188.50	221.50	2,357,400	2,768,800
			tons	tons	tons	tons
Hay & clover.	469,000	433,296	0.85	1.10	398,700	476,600
Fodder corn.	700	900	5.50	5.60	3,800	5,000
British Columbia—			bush.	bush.	bush.	bush.
F. wheat ...	7,200	12,699	24.75	26.50	178,000	337,000

PROVINCE OF ALBERTA

ALBERTA FLAX

ALBERTA EXCELS

In the moderate quality of its climate; In its possibilities for northward development; In the amount of free land still open; In the richness of its resources.

The Province produces Fish, Furs, Timber, Minerals and Coal but is

PRE-EMINENT IN AGRICULTURE

It produces heavy yields and a superior quality of grain; Bountiful fodder and roots; is admirably suited to all kinds of Live Stock and is ideal for Dairying.

ESTIMATED YIELD AND VALUE OF AGRICULTURAL PRODUCTS AND LIVE STOCK, 1918

	Acres	Bushels	Yield per Acre	Price	Revenue
Spring Wheat	3,848,424	23,090,544	6 Bu.	$2.00 Bu.	$46,181,088.00
Winter Wheat	44,065	771,137	17⅓	2.00	1,542,275.00
Oats	2,651,548	62,974,265	23¾	90	56,676,838.50
Barley	470,073	8,461,314	18	1.25	10,576,642.50
Flax	95,920	479,600	5	3.25	1,558,700.00
Rye	47,877	873,755	18½	1.50	1,295,632.50
Mixed Grains	27,989	139,845	5	1.00	139,945.00
Hay	469,000	234,500	½ Ton	20.00 Ton	4,690,000.00
Alfalfa	31,390	31,390	1 Ton	23.00 Ton	721,970.00
Potatoes	30,000	3,750,000	125 Bu.	1.10 Bu.	4,125,000.00
Turnips	7,416	1,483,200	200	.40	593,280.00
Mangolds	1,538	307,600	200	.40	123,040.00
Other Roots	2,552	710,400	200	.50	365,200.00
Animals slaughtered and sold					50,000,000.00
Dairy Products					27,500,000.00
Wool Clip (2,500,000 lbs.)					1,625,000.00
Game and Furs					2,250,000.00
Horticultural					200,000.00
Poultry and Products					4,000,000.00
Total acres (grain) 1918	7,727,792		Total		$214,154,611.50

Live Stock	Number	Price	Revenue
Horses	791,246	$100.00	$79,124,600.00
Swine	601,534	20.00	12,030,680.00
Sheep	332,179	12.00	3,986,148.00
Dairy Cows	328,702	80.00	26,296,160.00
Calves	397,670	15.00	5,965,050.00
Steers	195,035	100.00	19,503,500.00
Other Cattle	730,949	50.00	36,547,540.00
Bulls	39,226	100.00	3,922,600.00
Total Live Stock	3,417,141		$187,376,188.00

APPLY FOR INFORMATION TO

HON. DUNCAN MARSHALL,
Minister of Agriculture, EDMONTON, ALTA.

JAMES McCAIG,
Chief Publicity Commissioner.

Field crops.	1918, acres.	1919, acres.	1918, bush. per acre.	1919, bush. per acre.	1918, bush.	1919, bush.
S. wheat ...	29,000	46,571	22.00	23.50	638,000	1,094,000
Wheat	36,200	59,270	22.50	24.00	816,000	1,431,000
Oats	39,000	90,042	39.75	47.00	1,550,000	4,232,000
Barley ...	7,927	10,497	26.50	32.00	209,000	336,000
Rye	820	4,911	30.00	23.75	25,000	117,000
Peas	2,193	2,251	21.50	18.75	47,000	42,000
Beans	2,748	1,677	18.50	25.00	51,000	42,000
Mixed grs..	3,228	4,017	21.50	31.75	69,000	128,000
Potatoes ...	15,013	20,294	228.00	170.00	3,423,000	3,450,000
Turnips, etc.	5,758	7,387	422.00	365.00	2,429,900	2,696,000
			tons	tons	tons	tons
Hay & clover.	114,414	126,251	1.90	1.50	217,400	189,000
Fodder corn.	2,016	4,368	10.10	11.50	20,400	50,000

Dominion Bureau of Statistics, Ottawa, November 29th, 1919.

Live Stock Increased

A census of the number of live stock in Canada gives the following results:—

Province.	1918.	1919.	Increase or decrease in 1919.
Canada—			
Horses	3,609,257	3,667,369	+ 58,112
Milch cows	3,538,600	3,547,437	+ 8,837
Other cattle	6,507,267	6,536,574	+ 29,307
All cattle	10,045,867	10,084,011	+ 38,144
Sheep	3,052,748	3,421,958	+ 369,210
Swine	4,289,682	4,040,070	— 249,612
Poultry	34,159,691	34,645,238	+ 485,547
P.E. Island—			
Horses	32,620	34,576	+ 1,956
Milch cows	41,429	45,662	+ 4,233
Other cattle	69,092	79,815	+ 10,723
All cattle	110,521	125,477	+ 14,956
Sheep	73,046	114,955	+ 41,909
Swine	40,814	49,510	+ 8,696
Poultry	590,613	624,713	+ 34,100
Nova Scotia—			
Horses	70,101	69,589	— 512
Milch cows	157,829	162,230	+ 4,401
Other cattle	249,422	243,831	— 5,591
All cattle	407,251	406,061	— 1,190
Sheep	259,847	261,529	+ 1,682
Swine	68,238	69,982	+ 1,744
Poultry	871,036	854,959	— 16,077
New Brunswick—			
Horses	66,590	77,828	+ 11,238
Milch cows	120,123	153,058	+ 32,935
Other cattle	166,624	211,964	+ 45,340
All cattle	286,747	365,022	+ 78,275
Sheep	140,015	212,745	+ 72,730
Swine	79,814	104,939	+ 25,125
Poultry	674,412	796,698	+ 122,286
Quebec—			
Horses	495,811	463,902	— 32,909
Milch cows	1,163,865	1,056,347	— 107,518
Other cattle	1,245,819	1,213,297	— 32,522
All cattle	2,409,684	2,269,644	— 140,040
Sheep	959,070	1,007,425	+ 48,355
Swine	997,255	935,425	— 61,830
Poultry	5,363,994	3,808,970	—1,555,024
Ontario—			
Horses	732,977	719,569	— 13,408
Milch cows	1,097,039	1,140,016	+ 42,977
Other cattle	1,770,683	1,786,175	+ 15,492
All cattle	2,867,722	2,926,191	+ 58,469
Sheep	972,341	1,101,740	+ 129,399
Swine	1,656,386	1,695,487	+ 39,101
Poultry	12,281,105	11,705,809	— 575,296
Manitoba—			
Horses	384,772	379,356	— 5,416
Milch cows	225,659	227,872	+ 2,213
Other cattle	521,240	553,899	+ 32,659
All cattle	746,899	781,771	+ 34,872
Sheep	136,782	167,170	+ 30,388
Swine	284,596	261,542	— 23,054
Poultry	2,354,023	2,731,166	+ 377,143
Saskatchewan—			
Horses	990,009	1,078,452	+ 88,443
Milch cows	352,989	374,062	+ 21,073
Other cattle	926,342	1,005,501	+ 79,159
All cattle	1,279,331	1,379,563	+ 100,232
Sheep	134,177	146,911	+ 12,734
Swine	521,240	432,367	— 88,873
Poultry	8,000,369	8,515,527	+ 515,158
Alberta—			
Horses	791,246	800,380	+ 9,134
Milch cows	328,702	336,596	+ 7,894
Other cattle	1,362,880	1,247,448	— 115,432
All cattle	1,691,582	1,584,044	— 107,538
Sheep	332,179	364,498	+ 32,319
Swine	601,534	445,858	— 155,676
Poultry	3,022,333	4,426,375	+1,404,042
British Columbia—			
Horses	44,131	43,717	— 414
Milch cows	50,965	51,594	+ 629
Other cattle	195,165	194,644	— 521
All cattle	246,130	246,238	+ 108
Sheep	45,291	44,985	— 306
Swine	39,805	44,960	+ 5,155
Poultry	1,001,806	1,181,021	+ 179,215

Ontario and Quebec Lead in Manufacturing

Feature for Year Has Been Large Amount of American Capital Invested in Industry—British Interests Also Represented—Ontario Makes Record in Establishing Branch Plants—Shipbuilding on the Great Lakes—Pulp and Paper Trades Expanding.

IN spite of the fact that a thorough investigation of the Canadian tariff may be made in 1920, and the increasing power of the farmers as a political party threatens a reduction in import duties, foreign capital has this year displayed confidence in the stability of Canadian industry by establishing new branches here, and by extending plants already operating. The principal source of this capital has, of course, been the United States. Ontario and Quebec, as the two greatest manufacturing provinces of the Dominion, took the greater part of this capital, besides participating largely in the expansion of Canadian industries. The shipbuilding and pulp and paper trades made good progress during the year, and they are rapidly advancing as Canada's leading industries.

Montreal and Toronto, and the other large cities, have continued to secure their share of the new business. Labor difficulties, and the higher cost of living in the larger cities have, however, caused prospective industries to examine carefully the smaller manufacturing centres which have a fair supply of skilled labor, and where the cost of houses is not so high. As a consequence, many of them have decided to locate in these smaller centres, which have competed eagerly for the business; in many cases the competition has been too keen, concessions outweighing natural advantages.

The summaries below are from representative centres in Ontario and Quebec, and are supplied by officers of local boards of trade, or based upon information of this kind received during the year.

Port Arthur, Ont.

The Port Arthur Shipbuilding Plant, employing about 1,400 men, and with an average monthly payroll of $140,000, is one of the largest, most efficient shipbuilding companies in Canada. Since 1916, besides a large amount of repair work, they have turned out 14 ocean-going freighters for the Imperial Munitions Board, 14 trawlers for the Department of Naval Service of Canada, 14 ocean tugs, keels laid for two large ocean freighters (to be cut in two for the passing of the lower locks). When the deep waterway to the sea is completed, full-sized ocean-going vessels can be built at the head of the lakes without this necessity of cutting in order to reach the sea.

The Port Arthur Pulp and Paper Mill is turning out fifty tons of book sulphite pulp per day of a very superior grade, and have plans completed for the paper mill to be built in connection with the pulp mill.

The Great Lakes Paper Co. is about to begin construction just outside the city limits. This pulp and paper plant will manufacture about 100 tons of pulp a day and will have a paper mill of proportionate size. They have contracted for 12,000 h.p. at $17.50 per h.p. from the Hydro Commission, and will get a reduction on this rate on a greater consumption of power on the Nipigon, which is capable of a 200,000-h.p.

development. This mill is in connection with the Pic and Black Sturgeon limits, one of the finest in Canada.

The Government Fish Hatcheries have distributed more fry than any other hatcheries on the continent.

Grain elevators. In 1900 Port Arthur had only 5 per cent. of the elevator storage capacity at the Canadian head of the lakes. Now it is close to 50 per cent. of that capacity, and still increasing. Her grain terminals are the greatest and most modern in the world. All the largest grain terminals constructed during the past eight years at the Canadian head of the Great Lakes have been built at Port Arthur owing to its open seaway to all sites, magnificent harbor foundation, great dock and storage facilities on its frontage. Total elevator capacity of Port Arthur with the additions now being made, is 25,000,000 bushels, including the Port Arthur elevator, government elevator and nine private elevators.

Other industries being carried on successfully are: Fox farming, at Silver Islet; tent and awning manufacture, brass foundry, and wire manufacture.—Secretary, Port Arthur Board of Trade.

Fort William, Ont.

Industrially, the past year has been a very prosperous one for Fort William. While there were no sensational demands for local products, all industries were kept fully engaged and activities well balanced. One of the features worthy of comment is that while the present year has witnessed almost universal unrest throughout the Dominion, Fort William industries were not affected, all industrial disputes were amicably adjusted as they arose and the van of production kept moving steadily.

The plant of the Canada Starch Co. has just completed one of the best years of its history, the increasing demand for their product necessitating large additions to the plant during the past year. The Ogilvie Flour Milling Co. has just completed extensive additions to its plant and has also added a unit for the manufacture of stock foods. The Canada Car and Foundry Co. have had a very good year, the car department being fully engaged in the building of new freight cars and the repairing of used cars. Their shipbuilding department has been greatly developed. Originally designed for the execution of war orders, it will remain as a permanent unit of the plant. The latest product of the plant, the S.S. "E. D. Kingsley," an oil-burning freighter destined for the West Indies trade, is rated one of the most modern freight boats built upon the Great Lakes. Further ship orders have been booked and the company contemplates the erection of additional shipbuilding facilities at once.

All iron foundries and engineering plants have been running to capacity and future prospects are of the best. The Plymouth Cordage Co. are erecting a five-story fireproof warehouse on the harbor front for the storage and distribution of binder twine for the western trade. Wholesale and retail business has been very good, the volume being as great as in any pre-war year. In spite of high building costs, the building trades have been quite active, $500,000 being expended in school buildings alone, additions have been made to several of the grain elevators, a $50,000 skating rink has also been erected, a number of residences were built under the provisions of the federal housing scheme and several higher class residences were erected. There is still a brisk demand for housing accommodation, and additional homes must be erected next spring.

The relatively high prices obtained for farm produce has given quite an impetus to the business of agriculture, and agricultural lands are in good demand. The spring of 1920 will undoubtedly see an influx of settlers to the agricultural lands of this district which is especially adapted to mixed farming, abounding in wood, good water and fertile soil. Since the completion of the Scott Highway connecting Fort William with Duluth and other American cities by automobile route, summer tourist traffic has grown to be quite a feature in the commercial life of the city. Labor conditions have been remarkably well balanced, there being absolutely no unemployment and on the other hand there has been no curtailment of industrial operations due to labor shortage.—Secretary, Fort William Board of Trade.

HIGH GRADE COATED BOOK PAPERS

SUEDE FINISH COATED BOOK

Specially Adapted for Financial and Mercantile Advertising

TRADE COATED R PAPER MARK
REGISTERED

Brought out and Perfected by

Ritchie & Ramsay Limited,
TORONTO
CANADA

Western Selling Agents:
John Martin Paper Co. Ltd., Winnipeg and Calgary

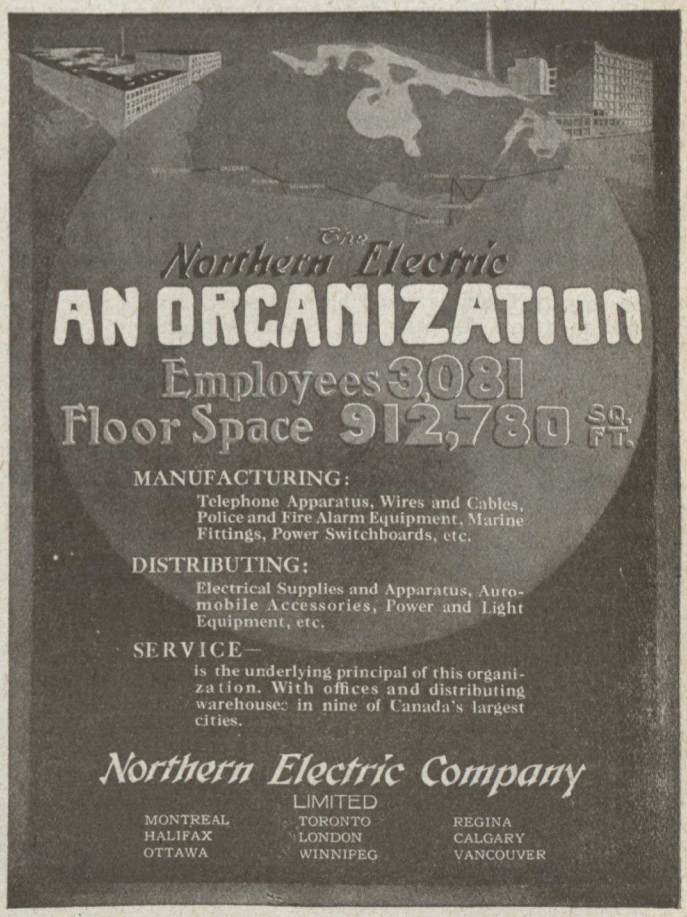

Border Cities

During the first nine months of the present year, no fewer than forty-three new concerns established at the border municipalities of Ford, Walkerville, Windsor and Sandwich. Since that time this record has been more than maintained; and it involves fully one new concern per week!

As is natural, most of such development represents American capital and enterprise. This seems to be the logical location for the establishment of United States branch factories. We are merely eight hundred yards from the city of Detroit; only the river flows between. In addition, we are so conveniently close to a large number of exceedingly important industrial centres in the United States. American manufacturers can much more quickly and conveniently travel from their United States headquarters to their branches at these border cities than would be possible were they located further east.

We have here the Canadian centre of the motor vehicle industry; and, if there were any doubt as to this, it will shortly be placed beyond all peradventure by the operation of the immense new plant of the General Motors Corporation at Walkerville. In all, we have now over thirty concerns manufacturing automobiles, parts and accessories. In addition, we are the Canadian centre of the salt and heavy drug and chemical industry, and for pharmaceutical preparations of every kind.

However, notwithstanding the above outstanding lines, our industrial life is exceedingly varied, and we are striving to maintain it so, while at the same time doing all we can to develop our main lines. For instance, in the comparatively near future we shall have here the only factory in the British Empire that is manufacturing blue denim for overalls from the raw cotton. I refer to the Peabody Sales Corporation.

The future for us is very bright indeed, and it seems quite safe to predict that within the next few years we shall have here a city of which all Canadians may feel justly proud. The completion and operation of the huge plant of the Canadian Steel Corporation at Ojibway will mean very big things for us, and might easily double our population within a couple of years of its actual start. And, there are other large and important propositions now looming up most hopefully upon our horizon.—Commissioner, Border Chamber of Commerce.

New Industries for Stratford

The year 1919 closes with Stratford in a very prosperous position industrially. The city is pre-eminently a woodworking centre and the furniture factories are taxed to capacity in an endeavor to meet the unprecedented demand for their output. Numerous inquiries from overseas have been received, but the Canadian demand has been such that little foreign business could be considered save a few shipments to Great Britain and South Africa.

A large plant with 120,000 feet of floor space, formerly occupied by the Mooney Biscuit and Candy Co., but idle for the past three years, has been acquired by the Canadian Edison Electric Appliance Co., Ltd., who will manufacture electric household appliances of all kinds. The idle plant of the Stratford Desk Co. has been purchased by a felt shoe company who will begin operations early in January. Like the furniture men, manufacturers in other lines are also taxed to capacity, this being particularly true of the knitting companies, harness and saddlery, woollens and brass goods. The year has been a prosperous one, we have no idle factories and the output for 1920 is promising.

The men as they returned have been assimilated by the local industries and there is no unemployment in the city. Ninety-nine per cent. of our labor is British and seventy-five per cent. of our families are home owners, giving a degree of stability to the labor supply not often found. There is no labor unrest in the city and a very friendly spirit prevails between employer and employee. There is no surplus of houses and on the other hand no acute shortage. With the growth incident to the new industries acquired, there will be need of considerable building in the spring and arrangements are now being made to meet this need.

The growth of Stratford as an industrial centre has been steady and substantial and the prospects for the coming year are particularly bright.—Secretary, Stratford Board of Trade.

London, Ont.

The city of London has experienced the biggest building year in its history. At the beginning of the eleventh month, permits have been issued for the erection of buildings valued at over two million dollars and the Dominion government are erecting a military hospital just outside the city which will cost some three million dollars. This is built on a free site furnished by the city and has a spur track from city owned and operated electric railway to London's harbor on Lake Erie, Port Stanley.

Six hundred thousand dollars has been expended in the erection of industrial buildings and additions and well over five hundred thousand for new residences. Two large theatres are nearing completion and the building program of the future includes the replacement of practically every public building, including post office, customs house, city hall, Grand Trunk Railway depot and registry office. A war memorial building calling for an expenditure of $100,000 will probably be built and new buildings for the Y.M.C.A. and Y.W.C.A., are possibilities for the near future. The Western University have plans to erect modern educational buildings on a fine site just outside the city and very large expense is needed to take care of the increase in school population. The Holeproof Hosiery Co. expect to complete their new building early in the spring and McClary's and many other factories are completing extensive additions.

The Republic Co., of Alma, Michigan, the largest of its kind in the world, has decided to build a Canadian plant in London, and this will be proceeded with almost immediately. Several other large concerns including one which has decided to build a $100,000 factory at this point have selected London as the most desirable spot for their Canadian plants. The city has shown interest in the possibilities of industrial development by purchasing land to be held for industries on which the taxes are merely nominal and a public-spirited incorporated association has been formed to assist development by building factories to rent to approved industries.—Secretary, London Chamber of Commerce.

Kitchener, Ont.

The year 1919 has been to Kitchener one of substantial industrial and commerical progress—not a boom, but a healthy, permanent and gratifying growth. The population of the city increased by 1,285, and now stands at 21,052. Assessment increased by $2,201,136, and is now $14,807,202. Commercial progress of the city is shown in a marked degree by the clearing house returns. For the period, January —October, 1918, the clearings were $26,088,175, and for the corresponding period 1919, $37,275,574, an increase of $11,-187,399—40 per cent.

Industry has been exceedingly active and prosperous. Two new industries of magnitude have located in Kitchener since January 1st, viz., the Four Wheel Drive Auto Co. This is the Canadian branch of the parent company at Clintonville, Wis., and is backed and largely managed by local capital. A factory is being erected at the eastern end of the city and the sales organization has been perfected and a large and prosperous industry is indicated. The Ames-Holden Tire Co. is erecting a million-dollar plant for the manufacture of automobile tires and expects to be turning out finished product early in the new year. The Ames-Holden System are also erecting a factory for the manufacture of felt footwear, of which line of industry Kitchener is the Canadian centre. The Dominion Tire Co. is spending about half a million dollars in doubling the capacity of their plant and have, as well, erected this year a large building for office and administrative purposes. The Merchants Rubber Co. and the Lang Tanning Co. have built large additions to their plants, the latter firm now making sole leather as well as being the largest manufacturers of harness leather in the British Empire.—Secretary, Kitchener Board of Trade.

EDMONTON

CAPITAL CITY OF ALBERTA

EDMONTON, the Great Western Metropolis is situated on the Saskatchewan River, 793 miles west of Winnipeg, 774 miles from Vancouver, 946 miles east of Prince Rupert.

Gateway to the Peace River country and Mackenzie Basin, with vast grazing and agricultural areas, Natural Gas, Oil, Salt, Tar Deposits and other Minerals.

EDMONTON is an important Industrial, Agricultural, Railway and Distributing point, with three Transcontinental Railway lines: C. P. R., C. N. R. and G. T. P. and branches, besides the Edmonton Dunvegan and B. C. and Alberta and Great Waterways Railways. Educational Centre: is the seat of University of Alberta; has exceptionally fine Public and High Schools and Colleges. Municipally owned and operated Electric Light and Power, Street Railway, Telephone and Waterworks Utilities. Handsome Legislative Buildings and Government Administration Headquarters. Municipal Golf Links. Exhibition Grounds and Buildings largest in Western Canada.

Manufactures of every description. City underlaid with unlimited supply of lignite Coal. Surrounding district includes some of the most productive mixed farming lands in the West—no crop failures. Important Live Stock Yards and Packing Plant Industries. Population 60,000 - 70,000.

EDMONTON'S Civic owned utilities offer special inducements to large users and yet operate at a profit. Results of operation:

Ten months, 1st Jan. to 31st Oct.	1918	1919
Gross earnings, all Utilities	$1,409,739.53	$1,690,763.69
Operation, Maintenance, Capital and Depreciation Charges	1,401,114.58	1,570,065.85
Net Surplus	$ 8,624.95	$ 120,697.84

Edmonton offers unrivalled opportunities to all classes.

INSERTED BY AUTHORITY OF CITY COMMISSIONERS.

Chatham, Ont.

The Board of Trade has been succeeded by the Chamber of Commerce. As to industrial conditions, Chatham is experiencing an excellent situation at the present time. There is no unemployment, and in fact just at the present there is a considerable unfilled demand for labor. Labor is being paid from forty to fifty-five cents per hour, and mechanics as high as eighty cents in various lines of trade.

During this year, the Wilson Company, Ltd., has located a large plant in Chatham, and plans are under way to practically double the output by enlarging buildings; the Gray-Dort Motors have taken over the large plant of the Wm. Gray-Sons-Campbell Company, and their plans for the coming season call for more than double the output of last season; the Denby Motor Truck Company has made designs for a pleasure car and expect to place it on the market shortly; the Hayes Wheel Company has added a large department for the manufacture of rear axles; the Dowsley Spring and Axle Co. suffered a loss by fire, but they rebuilt for their spring department a larger and absolutely fireproof building; the Canadian Des Moines Steel Company has plans out for the construction of an addition to their plant which will give considerable increase in capacity. Every factory in the city is running full blast, and proprietors declare that they consider the outlook very bright. Chatham did not have any large amount of war-time contracts, but the factories were kept going on regular lines. There have been no slack periods and general conditions would seem to be more favorable than at some times in the past.—Manager, Chatham Chamber of Commerce.

Hamilton, Ont.

Hamilton has enjoyed a year of unprecedented success in the securing of new industries, and may well look forward with confidence to the future prosperity of the city. Since the beginning of 1919 no fewer than thirty industrial concerns have decided to locate their plants here, and while a few of the smaller ones are already in operation, the larger ones have not yet had time to complete their building operations, so that it will be realized that the city has not yet begun to experience the fruits of a year of marked industrial growth.

For the most part the new industries are Canadian branches of American concerns which are coming to Canada, not only to care for and develop the Canadian market, but also with a view to looking after their export trade from within the Empire, there being a widespread feeling among the manufacturers of the United States that a high preferential tariff within the Empire is sure to come in the immediate future, and that they will then not be in a position to compete with Canadian manufacturers for the coveted British trade unless they have had the foresight to establish Canadian branches. While many American manufacturers have already made the plunge, there is no doubt but that scores of others are deterred only by unsettled labor and other conditions from doing likewise. This condition applies not only to Canada, but to the entire continent, if not the whole world. It is not at all surprising that the manufacturer should adopt this attitude, more particularly when it is a case of making an investment in what is, to him, a foreign field, but there are indications that he is preparing for quick action when conditions generally become more settled. This optimistic prediction is borne out by the fact that never in the history of the city's industrial department have inquiries from American manufacturers been more numerous than during the year 1919, while the number of inquiries from Britain and other overseas countries also shows a considerable increase over preceding years.

Among the larger industries that located in Hamilton during the year, but of which the city is not yet feeling the benefit, are: Firestone Tire and Rubber Co., Akron, Ohio; Hoover Suction Sweeper Co., Canton, Ohio; Quaker City Chemical Co., Philadelphia, Pa.; Gerrard Wire Tire Co., New York; Carr Fastener Co., Cambridge, Mass.; Canadian Carbonate Co., Montreal, Que.; Norton Co., Worcester, Mass., and Porritts and Spencer, Bury, England. When the plants of these companies are completed they will represent an invested capital running into millions, and will give employment to upwards of 4,000 people, so that unless something unforeseen happens there is no cause to worry about Hamilton's prosperity for some time to come.—Industrial Commissioner, Hamilton.

St. Catharines, Ont.

The industrial growth of the city of St. Catharines and surrounding district during the past year has been, considering the conditions that have existed, very encouraging. Two new industries have been located here, and while operations are being confined to a few lines at present, it is the intention of these concerns to gradually add other lines to their product, and there is every prospect that they will very rapidly develop into industries of considerable magnitude.

The principal industrial development, however, that has taken place in this district during the past year, is the large increase in the capacity of the majority of the well-established industries. One of the largest concerns has added many new lines to their product which will practically double their capacity. Another company has purchased a site for the erection of a new factory which will enable them to triple their output, while several others are building additions to their plants in order to take care of the increased demand in their different lines.

In so far as the industrial future of St. Catharines is concerned, with its many natural advantages such as an abundance of cheap electric power, rail and water transportation facilities, high-grade labor market, close proximity to large centres, etc., together with the added advantages of being located adjacent to the new Welland Ship Canal now under construction, and within a few miles of the 300,000-h.p. Electrical Development at Queenston, there is every prospect that this city will eventually become the centre of one of the largest industrial sections in the Dominion.—Secretary, St. Catharines Board of Trade.

Guelph, Ont.

There has been great industrial expansion in Guelph during the year 1919. Several local companies are building large additions to their already extensive plants and several new companies are establishing themselves in Guelph. The new companies to come are the Northern Rubber Co., who are now building a large steel and concrete building for making rubber footwear. This company will employ 500 hands as soon as it is in operation. The Dominion Food Products Co. have purchased a four-story red brick building on Paisley St., and have established themselves therein. They are enlarging their output every week and will shortly employ 75 hands. The Lang Mfg. Co. have just finished their St. Patrick's ward factory, which they now occupy. These people make a line of special machinery. The Sherer-Gillett Co., of Chicago, have purchased from the city of Guelph the Suffolk St. property and are to enter into possession at once; also it is expected that they will build, in the spring of 1920, a modern food factory adjoining their new factory building. The Shinn Mfg. Co. are now established in their Woolwich St. factory where they manufacture lightning rods and wire for automobile tires. The Live Wire Co., Ltd., is the latest factory to come, and they are making insulated rubber wire.

The large additions being made to existing factories are a $200,000 addition to the Partridge Rubber Co., makers of automobile tires. A $400,000 addition to the Guelph Carpet and Spinning Mills property, and a large addition to the International Malleable Iron Co. for making iron fittings of all kinds. Also the Sterling Rubber Co. have erected an entirely new factory building adjoining their old premises, and the Taylor-Forbes Co. are about to build large extensions to their radiator works. The Dominion Linens, Ltd., have now under construction additions to their already extensive plant here. These additions and improvements have brought about a situation that will need to be remedied in the spring of 1920, when the erection of 500 new houses will need to be started, if we are to properly house the additional workmen and families expected in the city.

ST. BONIFACE, Manitoba (Canada)

(The Industrial City adjoining Winnipeg)

HAS: The largest Flour Mills in Canada; the largest Stock Yards; several Abattoirs, Sash and Door Factories; Sheet Metal Works; Brick Plants; Dye Works; Foundries, etc.

HAS: The Cheapest Electric Power in America. An unlimited supply of Pure Soft Water. Trackage facilities on five Railroad Systems reaching all points in Canada and the United States.

OFFERS: Special Inducements to Manufacturers. Opportunities for Tanneries, Soap Factories, Glue Factories and other industries incidental to the Live Stock Trade and other lines.

Manufacturers are invited

Enquire: Secretary St. Boniface Board of Trade

The Monetary Times Press

Is thoroughly equipped for the production of printed matter with great attention value.

Users of printed matter are assured of a high standard of workmanship when they place their orders with the MONETARY TIMES PRESS

FIDELITY AND SURETY BONDS

The Guarantee Company of North America

Founded by
Edward Rawlings
1872

Montreal

"Conservation of Commerce" in Canada

This is a Company with a Dominion of Canada Charter, the Home Office in Canada, and an Agency Organization in Canada and the United States, and correspondents in Great Britain.

All premiums and income received in Canada and profits made in Canada are invested and disbursed in Canada.

The business of the Employer in Canada is solicited.

The Board of Directors:

HENRY E. RAWLINGS, Esq., President and Managing Director
WILLIAM McMASTER, Esq., Vice-President.
SIR VINCENT MEREDITH, Bart. — HON. E. C. SMITH
FRANK SCOTT, Esq. — PHILIP STOCKTON, Esq.
JAMES B. FORGAN, Esq. — JOHN MACDONALD, Esq.
THOS. DE WITT CUYLER, Esq. — SIR AUGUSTUS NANTON

At the Agricultural College several large buildings are now in course of erection, and the city of Guelph is now constructing a $100,000 school house to take care of the growing needs in this line. The year has been one of great prosperity for the city of Guelph, and the outlook for 1920 is exceedingly favorable.—Secretary, Guelph Chamber of Commerce.

Brantford, Ont.

Brantford has been fortunate in coming through a very trying period rather better than most industrial centres. The reason for this is largely due to the nature of the manufacturing establishments of this city, they being for the most part those which produce agricultural implements and accessories for the farm, for which there is a steady demand at all times, but just now an unusual one, owing to the enormous demand for the foodstuffs and dairy products of this country by the war-stricken countries of Europe. While some of the Brantford factories were manufacturing munitions of war, the great majority of them continued during the last four years to make their regular lines. Consequently, there has not been any considerable disturbance due to the adjustment of conditions to a peace footing. Following the cessation of hostilities in Europe, orders for agricultural implements have been pouring into this country, and as a result the present outlook industrially in Brantford is exceedingly bright.

While all Brantford's old-established industries continue to be in a healthy and prosperous condition, this city has been fortunate in adding during the last few months a couple of large new industries which promise to become a decided acquisition. The principal among these is the Robbins and Myers Co., of Springfield, Ohio, which is constructing a monster plant in which 1,500 hands are to be employed. They manufacture electric motors and electrical appliances of all kinds. The Dominion Steel Products Co., which is a new industry, created to manufacture war munitions, has one of the most modern plants in Ontario, and has completed arrangements to manufacture some electrical lines and has orders in prospect which will keep this company very busy for a long time to come. In addition, Cash and Co., a large English embroidery firm, has decided to establish in Brantford, and has secured temporary quarters with a view to building a plant in a couple of years. There are two other large buildings constructed to manufacture American munitions, and which are modern plants of the most approved type, at present idle owing to the delay in settlement with the American government. This settlement has now been reached and it is known that these plants will be taken over by American firms establishing Canadian branches, and they will probably be running full-swing in a few months' time.—Secretary, Brantford Board of Trade.

Oshawa an Automobile Centre

The year 1919 has been one of great expansion in the town of Oshawa, Two new industries, the Oldsmobile Co. of Canada Ltd., and the Central Spring and Axle Co., Ltd., have been established here, while practically all the other industries have built additions.

This industrial expansion has led to a large increase in population, and a consequent shortage of houses. The town has taken advantage of the provisions of the Ontario Housing Act, and a great many houses have been built by the manufacturers and private parties. The total building permits for the year aggregated $2,250,000. Labor has been fully employed, and there have been no disputes.—Secretary, Oshawa Board of Trade.

Peterborough, Ont.

The industrial development of Peterborough is steady and reports from the numerous industries already established in the city denote thorough satisfaction in location and general facilities for the ever increasing business. The year of 1919 has particularly been one of marked progress; present established concerns in almost every case have enlarged their productive floor space and local new industries have been incorporated and report remarkable development; two American concerns have established Canadian branches in Peterborough, viz., the Western Clock Co., of Illinois, makers of the "Big Ben" and "Westclox"; and the Nashua Gummed and Coated Paper Co., of Nashua, N.H.

The export trade of Peterborough has developed considerably since the closing of the war and at present the articles include: Dairy machinery from the De Laval Separator Co.; cereals from the Quaker Oats Co., and the Peterborough Cereal Co.; electrical machinery from the Canadian General Electric Co.; woollen goods from the Canadian Woollens Co.; clocks from the Western Clock Co., and coated and gummed paper from the Nashua Gummed and Coated Paper Co.—Secretary, Peterborough Board of Trade.

Belleville, Ont.

We have undoubtedly made substantial progress. Our building permits are quite up to expectation and about the average of cities of our size excepting those that have taken advantage of the Provincial Housing Scheme. At least four new industries have been added to our list, largely through the efforts of the Grahams, Limited, and our new industrial commissioner. We need a reliable government survey and report on our rich mineral resources, especially iron (the basis of all) and fluorspar and talc, of which we have inexhaustible quantities in Hastings. The Tivani Steel Company has great expectations in its electric process.—Secretary, Belleville Board of Trade.

Sherbrooke, Que.

This year, 1919, has been satisfactorily fruitful for the city of Sherbrooke, Quebec. The Connecticut Cotton Mills, who have a very large plant here, will double very shortly their factory. The Julius Kayser Co. are erecting a five-story building which will more than double their capacity. The Cluett and Peabody Co. of Canada are also to establish a plant in a few weeks.

The ratepayers have voted half a million for the paving of our main thoroughfares, and the street railway company is building presently a considerable extension to its line. Sherbrooke will also have a model city for the laboring class; a company capitalized to $500,000, acting under the recent legislation to that effect, is now in operation.—Secretary, Sherbrooke Board of Trade.

FIFTY MILLIONS ADVANCED TO SOLDIERS

The Soldier Settlement Board has gone over the fifty million mark in loans to returned soldiers settling on the land. The returns are completed to November 15th, and show a grand total of $50,699,003. The number of loans approved is 16,175, and the average loan $3,134. Advances were made for the following purposes:—

Land purchase—		
Amount for purchase	$28,125,250	
Improvements	3,528,325	
Stock and equipment	10,336,537	
		$41,990,112
On Dominion lands—		
Improvements	$ 1,375,173	
Stock and equipment	3,882,627	
		5,257,800
On land owned by settlers—		
Encumbrances	$ 1,726,279	
Improvements	583,294	
Stock and equipment	1,141,518	
		3,451,091
		$50,699,003

The board also reports a total of 5,433 soldier grant entries completed up to the 22nd of November.

The Agricultural Branch has received 41,875 applications for certificates, and of these 31,807 have been approved from the following provinces: British Columbia, 3,989; Alberta, 8,827; Saskatchewan, 7,982; Manitoba, 5,342; Ontario, 2,906; Quebec, 925; New Brunswick, 809; Nova Scotia, 644; Prince Edward Island, 383. Total, 31,807.

BRANDON

MANITOBA

THE SECOND CITY OF THE PROVINCE

Population 15,000 **Assessment $15,470,000.00**

Net Debenture Debt $2,236,313.85

THE CITY OF BEAUTIFUL RESIDENCES AND HANDSOME BUSINESS BLOCKS

6½ Miles of Street Paving
20 Miles of Boulevards
55 Miles of Granolithic Sidewalks
35 Miles of Water Mains
30 Miles of Sewers
35 Miles of Graded Streets
Municipally owned **Street Railway** and **Waterworks**

UNEQUALLED AS A
DISTRIBUTING CENTRE

3 MAIN LINES OF RAILWAY

CANADIAN PACIFIC
CANADIAN NATIONAL
GREAT NORTHERN

and several Branch Lines enter the City. With **Grand Trunk Pacific** graded to City Limits.

SPLENDID OPPORTUNITIES
FOR
MANUFACTURERS

Industrial Sites available on all lines of Railway

GEORGE DINSDALE, Mayor
GEO. F. SYKES Treasurer
HARRY BROWN, Clerk

PANORAMIC VIEW OF A PORTION OF WINNIPEG'S BUSINESS DISTRICT

WINNIPEG

THE GATEWAY CITY TO THE WEST

With Its Municipally Owned Power Plant Affords The Cheapest Light and Power on the American Continent

THE Hydro-Electric System owned and controlled by the City of Winnipeg is recognized throughout the whole American Continent as an outstanding example of successful Municipal Ownership.

The exceedingly low rates for power have been a determining factor in influencing many industries in locating sites in the City.

Back in 1905 it was fully appreciated that the rates charged for power at that time by the Winnipeg Electric



POWER STATION, POINT DU BOIS

Railway Company, who controlled a monopoly, were excessive and prohibitive, proving a detriment to the City and retarding industrial growth.

The rate per k.w.h. at this time was 20 cents for lighting purposes, with power in like proportion.

In establishing its own municipal plant Winnipeg had to contend with many difficulties, which had to be overcome. Under its charter the City had no legal authority to expend money for a purpose of this kind outside the boundary of the City, nor could the City, due to existing statutes at this time, sell electrical energy within the City in opposition to the Winnipeg Electric Railway Company, an established company.

It must be borne in mind Winnipeg was literally forced into establishing an electrical power plant of its own by a combination of circumstances. Bidding against other cities in the rapidly expanding West for the stability resulting from industries located in their midst, the chances for preferment were futile, unless the important and lacking requirement, cheap power, was provided.

Some cities offered gas free or at very low rates, others free sites, exemption from taxation or a bonus. The latter being of temporary benefit could not balance permanently high-priced power, and natural gas was not available.

The growth of the City—the Gateway of the West—was being retarded for the want of lower-priced power.

Negotiations with the Winnipeg Electric Railway Company for lower rates were unsuccessful, many plans were suggested and considered, aiming to provide electrical energy for the people at more reasonable rates. Many companies offered to supply the City's electrical requirements at rates varying downwards from existing rates, but each required certain franchise or other rights which Winnipeg was not prepared to grant or consider.

The result of investigation by civic and public bodies contemporaneously with these offers was the creation of a strong public opinion favoring municipal ownership and the operation of an electric utility.

It was generally agreed that the City Council could not afford to await the expiration of existing franchise (in 1927) to obtain control of the properties then in existence, and it was futile to attempt to control the rates by agreement with the existing company.

At this time the Public Utilities Act had not been passed and there was not, as now, an official investigating com-



OVERFLOW CHANNEL, POINT DU BOIS.

plaints, compiling statistics, ascertaining costs and regulating the operation and charges of public utilities.

For these reasons, principally, the City Council decided to enter into competition with the established power company by building a municipally owned hydro-electric plant.

The City approached the Legislature in 1906 and were granted the necessary powers to submit a by-law to the ratepayers to raise $3,250,000 for the construction and operation of a municipal power plant. This was voted on and successfully carried.

The only feasible water-power sites of sufficient capacity within economical transmission distance of Winnipeg are located on the Winnipeg River. Contour surveys were made of the various power sites, the engineers finally recommending the establishing of the plant at Point du Bois.

Actual design was commenced in 1906, and it was originally planned to complete the work in 1909, but unforeseen difficulties were encountered, and the impossibility of marketing bonds in 1907, the year of the financial depression, caused over a year's delay in the completing of Winnipeg's own power plant.

It was in October, 1911, that the plant was sufficiently completed to supply Winnipeg with current generated eighty miles away on the City's own plant.

In the first year approximately 14,600 consumers availed themselves of the extremely low rates and were connected with the system, and it is conservatively estimated that over $800,000.00 less was paid for electrical energy by consumers in that year than would have been paid under the rates existing in 1911 just prior to the commencement of the City's plant.

The second year's results of operation showed a net gain of 11,000 consumers, making approximately 26,000 active consumers patronizing the system on its second anniversary. Since this time the undertaking has enjoyed a record of continual progress and success. The lighting rate which had been reduced in 1907 from 20 cents to 10 cents per k.w.h. was further reduced to 3⅓ per k.w.h., which over 38,000 consumers now enjoy.

The rate to manufacturers is as low as half a cent per k.w.h., the lowest rate in North America.

The plant is now developing 47,000 h.p., with an ultimate capacity of 100,000 h.p.

That the municipal electricity undertaking is a plant of vigorous growth may be gathered from the recent annual report for the year ending last April.

The balance sheet shows assets of ten million dollars while the properties account indicates an investment of over eight million dollars, this amount being six hundred thousand dollars greater than the debenture debt.

This means, of course, that the profits earned by the plant are being invested in capital extensions. The significant feature of the balance sheet is the large accumulation of reserves which now approximate two million dollars, being three times the amount required for Sinking Fund Levies, which take care of the redemption of the debenture debt.

For the last fiscal year the earnings totalled $1,097,196.99, while the total expenses were $1,044,315.99, leaving a surplus for the year of $52,881.00.

Two-thirds of the total expenses are accounted for by fixed charges.

The surplus carried forward to the next year totalled $104,262.00.



TERMINAL STATION, WINNIPEG

It is interesting to note in connection with this surplus that two years ago the plant appropriated a quarter of a million dollars from this revenue surplus and applied it to the reduction of the capital debt.

The undertaking, it will be seen, enjoys a healthy financial position.

These are the outstanding features in the administration of Winnipeg Municipal Power Plant which distinguishes it from many other publicly owned commercial undertakings, namely, the entire absence of political influence and interference and the efficient accounting system in operation. Being operated entirely on a business basis, its accounts kept in a scientific and comprehensive manner, Winnipeg Municipal hydro-electric system is of special interest to the citizens throughout the whole of North America.

The Greater Winnipeg Water District

WITH the official opening by His Royal Highness, the Prince of Wales, of Winnipeg's new soft water system September 19th, 1919, Winnipeg steps anew into world's history—for there are only four other communities in the world who have gone a greater distance for their water supply than has Winnipeg. The work of building its new gigantic water carrier was commenced in 1913 and, in face of the world war, 1914-1918, while the resources of mankind were being tapped to the last degree, Winnipeg continued her ardent task of providing an unlimited supply of pure soft water.



WINNIPEG'S FIRST WATER DISTRIBUTION

The evolution in a few years of Winnipeg's water supply system from a few wells whose combined capacity was measured by barrels, to the very best and most modern system available, capable of delivering 100,000,000 gallons per day of the finest soft water, is another indication of the rapid growth of the City of Winnipeg and district, and an evidence of the faith which our people have in the future.

In the early days in Winnipeg (1878) the citizens obtained water from men who made deliveries from square tanks mounted on wheels, or in the winter season from large barrels drawn on sleighs. The water was taken from wells.

Winnipeg Water Works Co.

The first supply system was installed by a private corporation known as the Winnipeg Water Works Company. In 1880 they were given an exclusive franchise for the supply of water, covering a twenty-year period, but did not commence commercial operations until 1882. The Assiniboine River was the source of supply. Operation of this system remained in the hands of the Water Company until April, 1899, when the City purchased their plant and distributing system for the sum of $237,650.00.

Immediately upon taking over this system the City decided to change the source of supply, and the now

discarded artesian well system was placed in operation in October, 1900.

This system was gradually developed as necessity required until the pumping capacity is about 14,000,000 gallons in 24 hours, and the combined capacity of the three reservoirs about 24,000,000 gallons.

The average daily consumption of water at the present time is about 12,000,000 gallons.

Winnipeg's New Soft Water Supply

The source of Winnipeg's new water supply is Shoal Lake, Ontario, which is an arm of the Lake of the Woods, and has also its own drainage area of 360 square miles, and a water surface of 107 square miles. The Lake of the Woods constitutes an enormous reservoir of pure soft water, and is situated within one hundred miles of the City. The Greater Winnipeg Water Aqueduct is one of the world's major undertakings as the following statistics will show:—

Source of supply	Shoal Lake, Ont.
Area of Shoal Lake	107 square miles.
Area of Lake of the Woods, including Shoal Lake	1,500 square miles.
Drainage basin of Shoal Lake	360 square miles.
Drainage basin of Lake of the Woods	27,700 square miles.
Total length of conduit	96.5 miles.
Difference in elevation between Shoal Lake and the city of Winnipeg's reservoir surface	294 feet.
Method of delivering supply	Gravity.
Area of Greater Winnipeg Water District	92.03 square miles.
Population of Greater Winnipeg Water District	250,000 inhabitants.
Length of cut-and-cover concrete aqueduct with capacity of 85,000,000 Imperial gallons per day	77.5 miles.
Length of river siphons and pressure section of concrete aqueduct with capacity of 85,000,000 Imperial gallons per day	7.1 miles.
Length of reinforced concrete pressure pipe (lock joint type) with capacity of 50,000,000 Imperial gallons per day	9.4 miles.
Length of 48-inch concrete pipe, through streets of Winnipeg	2.3 miles.
Date work commenced on undertaking	October 1st, 1913.
Date of completion	October 31st, 1918.
Maximum size of concrete cut-and-cover aqueduct.	10′ 9″ x 9′.

The quantities of earth handled by the contractors and paid for by the District during the three seasons of aqueduct construction work would be sufficient to fill the Red River to the top of the banks for one and a third miles.

The quantities of concrete poured in the aqueduct structure and its appurtenances during the same period would provide 24 feet of pavement six inches thick over 134 miles of streets, or would provide a concrete walk six feet wide wherever there is now in Winnipeg a sidewalk of plank or of concrete.

The reinforcing steel used in the construction of aqueduct to date, if all rolled into rods five-eighths of an inch in diameter, would stretch from Montreal to Regina, a distance of 1,768 miles.

The Portland cement consumed during the same period would fill a train of freight cars 18½ miles long, and would weigh 4½ times as much as the entire population of the Water District.

The main engineering features of the system, which is some 97 miles in length, comprise a construction railway,



LOADING 66-INCH REINFORCED CONCRETE PIPE FOR CONTRACT 55

The pipe is constructed at manufacturing yards, located in the town of Transcona and is made in sections 8 feet long, each section weighing approximately 8 tons.

with 111 miles of track, including nine sidings, spurs to gravel pits, yards, etc.; a dyke and channel at Indian Bay for the diversion of the Falcon River into Snowshoe Bay; a concrete cut-and-cover gravity aqueduct with appurtenant works 85 miles in length from the intake at Indian Bay to a future 250,000,000-gallon reservoir at Deacon, southeast of Transcona; 10 miles of 5 feet 6 inches diameter reinforced concrete pipe from the reservoir at Deacon to the Red River, and 2.3 miles of 48-inch cast-iron pipe from the Red River to the McPhillips Street reservoir in Winnipeg. The difference in elevation between Shoal Lake and Winnipeg is approximately 300 feet. The conduit west of Deacon has a capacity of 60,000,000 gallons per day.

In the fall of 1913 active work was begun and survey parties were put into the field to locate the most economical line; at the same time the designing of the aqueduct was in progress to find the class of construction most suitable for the conditions of the country through which the line passes. In the spring of 1914 the final location was established over



SHOWING THE CONSTRUCTION OF THE CIRCULAR REINFORCED CONCRETE DEPRESSED SECTION, WHERE THE AQUEDUCT APPROACHES THE RESERVOIR SITE AT DEACON

a right-of-way owned by the Water District, which varies from 300 to 500 feet in width. A large part of this right-of-way was obtained by grants from the Dominion Government.

The year 1914 was spent in clearing the right-of-way and in building the railroad between Shoal Lake and Winnipeg as well as a dyke across Indian Bay. This dyke is approximately 7,000 feet long, and contains about 230,000 yards of material, all of which was obtained from a borrow pit and a quarry located at the north end of the dyke. A large number of drainage and offtake ditches were necessary in order to drain the country properly before actual construction of the aqueduct was commenced. Railway water tanks, miscellaneous railway buildings and engineers' quarters were built. Contracts for 85 miles of the aqueduct proper were let during the year 1914. Contracts for the westerly 12 miles were let in 1916 and 1917.

In the spring of 1915 aqueduct construction was commenced, and during that season 12.3 miles was built, or 12.8%; during the 1916 season 23 miles was built, making 36.5%; during the 1917 season 38.7 miles was built, or 76.77% to date; and the works as planned were completed during 1918, at the expiry of the period originally anticipated as necessary for the work.

The originally estimated cost of the work was $13,500,000 exclusive of interest during construction and purchase price of necessary lands, for a supply of 85,000,000 gallons daily. The total cost on completion was $15,500,000 for all items. The proven capacity of the completed structure is 100,000,000 gallons per day and it is practically watertight, delivering at Winnipeg 99.7% of the water passing through the intake. The water is supplied by the District to all of the included municipalities at a uniform price, the basis of the price being the cost of maintenance, operation and management of the undertaking. Each municipality provides for the distribution of the water within its own limits. The fixed charges for interest and bond sinking fund are levied against the lands within the District. Greater Winnipeg, with a population of 270,000, uses at the present time about 12,000,000 gallons of water per day. Glasgow, Scotland, with a population of one million (four times that of Winnipeg), and world-famed for its industries, has a water supply about equal in quantity to that of Greater Winnipeg.

Professor Chas. S. Slichter, of Wisconsin University, the eminent authority on water supply, says:—

"That great pure supply of yours from those old Laurentian granite rocks around the beautiful lake is something worth boasting about. You need not fear comparison with any supply of any place on earth."

WINNIPEG OFFERS

The Cheapest Power On the Continent

Winnipeg supplies power for manufacturing purposes at as low a rate as one-half cent per k.w.h. Winnipeg has, in the water powers of the Winnipeg River, potential assurance and guarantee of future industrial, commercial and municipal growth. It is feasible to develop more than 400,000 continuous 24-hour h.p. along the Winnipeg River, within a hundred miles of the City.

The Cheapest Electric Light in America

Winnipeg's rate for residence lighting is 31/3 cents per k.w.h. The Hydro-electric Power Plant of the City at present develops 47,000 h.p., with an ultimate capacity of 100,000 h.p.

An Inexhaustible Supply of Pure Water

brought to every citizen's door.

The source of Winnipeg's new water supply is Shoal Lake, in the north-west angle of the Lake of the Woods, within one hundred miles of Winnipeg. The aqueduct is capable of delivering to Winnipeg One Hundred Million gallons of soft water each twenty-four hours; or three barrels to each man, woman and child when Winnipeg reaches the million mark.

For further particulars regarding Winnipeg write to City Light & Power or Board of Trade, WINNIPEG.

CITY LIGHT & POWER

WINNIPEG, MANITOBA

Industrial Survey of the West

General Conditions Satisfactory—Lumber Trade in British Columbia Good—Average Crop in Saskatchewan and Alberta—Scarcity of Money for Public Purposes—Best Future Appears to Rest in More Intensive Agricultural Development and Increase of Population in Farm Territory.

GENERAL conditions in the west appear to be satisfactory and encouraging, according to reports received from the boards of trade. The ordinary crop in Saskatchewan and Alberta this year has had its effect in discouraging investments which might otherwise have been made, and there seems to be a scarcity of money everywhere for public purposes.

A greater development of flour milling, creamery products, live-stock products, and other manufacturing based upon local raw materials, is expected. Good increases were recorded in the building trade, and all provinces participated amply in the distribution of new branch plants. The lumber and shipbuilding trades in the province of British Columbia made great strides, and a larger development in this business is expected.

In the prairie centres the best future appears to rest in more intensive agricultural development and increase of population in the surrounding farm territory. The summaries following are from representative centres in all western provinces.

Victoria, B.C.

When we speak of Victoria it must be understood that we include the municipalities of Oak Bay and Esquimalt, the latter Canada's naval base on the Pacific. Now the twin harbors of Victoria and Esquimalt open upon a wide expanse of water, clean from any shoal or impediment, which stretches from the south shore of Vancouver Island 17 miles across to the mainland of the state of Washington. From the open ocean to the docks at Victoria, a distance of 70 miles, only one change in a ship's course is necessary and that is made in this wide water area referred to above. When a mariner has once made his way into the straits of Juan de Fuca he needs no other guide than his chart to bring him safely to the ocean docks at Victoria. And this holds good for every day in the year.

Vancouver Island, with its immense resources in lumber, coal, iron and other minerals, is ready to supply the markets of the world, through its ocean port of Victoria. Vancouver Island's fisheries have become famous. The value of the fish products of the Island this year will reach five million and a half dollars. The Vancouver Island whaling industry, with headquarters at Victoria, is the largest concern of its kind on the Pacific Coast. Other exports from Victoria include: cement, iron ore, copper ore, pulp and paper, frozen fish, smoked fish, grain and products, rubber manufactures, soap and paint, apples and small fruits.

There are approximately one million acres of agricultural land on Vancouver Island. This is rapidly being taken up, and laid out in farms, large and small. The southern portion of the Island is particularly well adapted to small fruits, but the cultivable land all over the Island is wonderfully rich. The products of the various farms, fruit, vegetables, dairy products and meats and poultry, find a market in Victoria, or by way of the port of Victoria to the prairie cities.

Now that the Victory loan has been so largely oversubscribed, Victoria is beginning to feel the benefit in greater industrial development. It is expected that the shipyards lately utilized for war contracts will be turned over to the building of a merchant marine to operate from this coast to Australia, New Zealand, Japan, China and other Pacific Coast ports, and by way of the Panama Canal to Atlantic Coast cities. In this way we shall work up a large export trade. Victoria is the first and last port of call for all ships sailing in and out of the Straits of Juan de Fuca. This means that we come in personal contact here with representatives from every country on the Pacific Ocean, we discuss with them at first hand all problems directly concerning our mutual interests.—Publicity Writer for Victoria and Island Development Association.

New Westminster, B.C

Business in the city has been very good during the current year; the lumber trade especially being busy. The bank returns show a large increase month by month over those of last year. The following industries have been established in this city this year:—

1. Timberland Lumber Co., employing 150 men with an annual payroll of $200,000; annual cut, 30 million feet.
2. Lumber Products Co., Ltd., employing 100 men with an annual payroll of $120,000, manufacturing boxes, wheelbarrows, etc.

The Canada Western Cordage Co. has awarded a contract for erection of buildings for the sum of $78,000. This company has a capital of $300,000, and the shareholders are exclusively returned soldiers.—Secretary, New Westminster Board of Trade.

Average Crops in Edmonton District

The year 1919 has proved to be one of Edmonton's most successful since 1912. Starting as it did with a general depression in retail trade and no building program in sight, and followed by an exceptionally dry summer, with prospects of crop shortage, something unheard of before in the Edmonton district through drought, it soon became apparent that the apprehension in this respect was more or less unwarranted; with the final result that the Edmonton district harvested a good average crop, with exceptionally large returns in some places. This, together with the fact that crop failures elsewhere brought large shipments of live stock into this district and the Peace River country, and orders for hay and straw to be shipped to the dry belts, has put Edmonton's wholesale and retail trade far beyond the most optimistic expectations.

A fair amount of building has been undertaken during the year, and new industries opened up; the high cost of material only being responsible for delays in construction. The 1920 building program is already fairly large, and when the spring opens up Edmonton will be a hive of activity in the construction of office buildings, warehouses and residences. The Canadian National Railways contemplate building a large new union station and large shops.

Lethbridge Crops and Mining

The year 1919 has been a testing and trying time for Lethbridge and district. The growing season was about as dry as has ever been experienced; and there was but little carry over of moisture in the ground from 1918. But the country had gradually been building up its resources from the time the farmers were firmly established on their feet by the big crop of 1915. Live stock had increased to an extent that was not appreciated by even the closest observers; and the numbers of cattle in the country have been proving rather an embarrassment during the closing months of 1919, owing to the shortage of feed. On the other hand, large amounts are being realized now from the enforced sales of these herds, the natural increase of which during the past few years has been so great. As to the future, there were good rains in the fall, and these were supplemented by heavy snowfall in October, all of which melted slowly and was absorbed in the ground; so that the provision of moisture for the 1920 crop is better than it has been for some years past. Coal production from the large mines close to the city of Lethbridge will show tonnage as high as 1918. The production of this high grade domestic coal,

Homesteads

in the

Banner Home Province

of

ONTARIO

20,000,000 acres of the Finest Agricultural Land in Canada waiting for you in the Northern part of Ontario

THINK OF IT! Homesteads available at 50 cents per acre—close to railroads—close to markets—close to civilization and attending advantages.

Land of opportunity—you can make yourself a home within a short day's journey of Toronto.

Land lies in one of the best belts of Canada along the TEMISKAMING AND NORTHERN ONTARIO RAILWAY, which has connections with the G.T.R., C.P.R., C.N.R. and C.G Railways, thus bringing the settlers within easy reach of the profitable market of the Continent and Europe.

Prosperous towns, growing into cities; in this way local markets available to the settler for buying and selling.

You may have a happy home and a fertile farm at 50 cents per acre in your own home Province of Ontario—why, then, go far afield for these ideal conditions?

Exhibits of the products and of the possibilities of production of New Ontario's land have been shown at Canada's National and other Expositions, so that it is now known as Canada's land of production.

Not only land of agriculture, but embraces large and rich mineral belts, from which, annually, millions of dollars of gold and silver are mined.

Learn more of this land of plenty by sending for free booklets to Geo. W. Lee, Commissioner and General Agent, North Bay, Ont.

Temiskaming & Northern Ontario Railway Commission

Executive Offices: 56 CHURCH ST., TORONTO, ONT.

British Columbia Electric Railway Company, Limited

ELECTRIC POWER

Railway and Gas Service for Manufacturers

131,500 Horse Power

Cities Served: Vancouver, Victoria, New Westminster, North Vancouver, Chilliwack, Abbotsford, Coquitlam, White Rock, Ladner, Etc.

Population served: 300,000.

366 Miles of Electric Railway

in and adjacent to Vancouver, Victoria and New Westminster, handling freight in connection with all steam roads.

GAS SERVICE

at low rates for manufacturers in cities of Vancouver and Victoria.

Write for information on our low power rates.

VANCOUVER NORTH VANCOUVER **B. C. Electric** *VICTORIA NEW WESTMINSTER*

which finds a market as far east as Winnipeg, was 857,092 tons in 1918, and the miners employed ran from 1,300 to 1,593 daily. The district also shares in the business brought by coal exports from Taber and vicinity, and also from the bituminous coal mines in the Crow's Nest Pass in Alberta.

The crops from the 120,000 acres of irrigated land around Lethbridge, Magrath, Raymond and Coaldale were excellent in 1919, and high prices have been realized for such of the alfalfa and timothy as was available for shipment after provision had been made by the irrigation farmers for feed for their own live stock. The old established irrigation tract is now being extended by the addition of 17,000 acres. A new irrigation district, the Lethbridge Northern, has been formed, and it is confidently expected that construction work on the canals to bring water to this further 100,000 acres will be started in 1920.—Secretary, Lethbridge Board of Trade.

Prince Albert, Sask.

During 1918 the city defaulted on its debentures, population had diminished to a point where the city was in an apparently moribund condition, and those who for one reason or another were compelled to reside here were depressed at the outlook for the future. Business is flourishing, big development is in sight and optimism is rampant.

Early in 1919 a meeting of the business men was held and it was decided to reorganize the Board of Trade. A campaign fund was subscribed and a small grant—one-tenth of what was granted in the good old boom years—was made by the city. A paid secretary was appointed in the person of Capt. J. S. Woodward, who had held the position previous to his going overseas. The first efforts of the board were put forward to help to land the provincial government stockyards for Prince Albert. In this, after a strenuous fight in which questionable tactics had to be overcome, the city was successful. As a result Prince Albert is now a busy livestock centre with buyers represented from all over the continent. A delegation was sent down east to see about branch railroad construction in the big territory tributary to the city and which was in need of railroad facilities in the worst way. As a result two or three location surveys have been made this summer and the companies have promised grading for next year.

The settlement of the difficulties in connection with the city finances resulted in a great increase in optimism in civic circles. Taxes have been pouring in and the city has made the record of not having had to borrow one cent from the bank this year for current expenditure.—Secretary, Prince Albert Board of Trade.

Regina, Sask.

It is very gratifying to note the sturdy progress that Regina, the capital city of Saskatchewan, has made continuously since it was incorporated as a city in 1903, although during the war period owing to lack of material and help and to the fact that the mind of the people was directed in other channels, development was not so rapid as it probably would have been under different circumstances. Notwithstanding this it is a fairly correct estimate that places the value of goods shipped from this city during the year at fifty million dollars.

During the war period the following large establishments established themselves in the city: Robert Simpson Western Ltd., with an investment of half a million and an employment list of seven hundred and a turnover, we understand, of about three millions per annum; the Imperial Oil Refinery Co., with a capital investment of one and a half million and a plant covering fifty acres of land, employing a staff of upwards of one thousand. In addition to the large refinery which is in constant operation this company purchased other lands and erected thereon homes for the employees—a very respectable little village; the Prairie Biscuit Co., organized to introduce biscuits, with a staff of something like fifty to one hundred; T. Eaton Co., who purchased property on Broad Street in this city, paying $100,000 cash for same, have erected a portion of their contemplated distributing house, the portion erected being 500 feet long by 125 feet in depth, costing approximately $500,000.

The city has completed a contract with McCaws, Robinson and MacKenzie Co., for an ample supply of gas to be installed within two years.—Secretary, Regina Board of Trade.

Saskatoon, Sask.

General conditions in the city of Saskatoon as compared with last year are satisfactory and encouraging. Regardless of what may be happening in other parts of the country, while the price of wheat remains fixed and the steady increase in population continues the present outlook remains decidedly bright. It seems to be fashionable in these post-war times to be a little pessimistic about the future, but this is rather hard to do with an increased turnover in practically every line of business. How much the actual tonnage shipments from Saskatoon (and that is how we can best judge our business growth) have actually increased within the past year it is hard to say, although there has been some increase; but rising prices have healed many a scar here as elsewhere, and any immediate danger of being obliged to unload stocks at a loss appears to have passed.

The very ordinary crop which was garnered in Saskatchewan this year has had its effect in discouraging investments which might otherwise have been made, and there appears to be a scarcity of money everywhere for public purposes. There is a great necessity for erection of hospital and high school accommodation to take care of the increased resident population, and these matters are receiving the interested consideration, not only of the city administration but of private citizens generally. Public demand for a spacious auditorium for public meetings has also been evident, but no solution of the difficulty has yet been found. Application was made to the local government board for approval for the expenditure of $50,000 in this connection, but such approval was refused.

Citizens here look principally to greater development of flour milling, creamery products, live stock products, and other manufacturing based upon local raw materials. The manufacturing of certain patented thrashing machines and sheaf-loaders appears to be making rapid progress. An important industry which has moved into the city is the A. Stanley Jones firm, manufacturers of thrashing machines, formerly at North Battleford. The Goodyear Tire Co. have opened on a wholesale scale, and some other smaller concerns. The Quaker Oats Co., which has its sole western plant for the production of flour and breakfast foods here, never did better. They are continually expanding. The best future of the city appears to rest in more intensive agricultural development and increase of population in the vast surrounding farm territory.—Commissioner, Saskatoon Board of Trade.

Winnipeg Recovering From Strike

Building in Winnipeg was hampered to a great extent on account of the general strike, covering a period of nearly seven weeks. Many contemplated additions to industrial plants have, as a result, been held over until the beginning of 1920. Indications are that the new year will see a resumption of building in this city on a very large scale. New banks have been erected at the following cost: Bank of Commerce, $68,000; Merchants Bank, $29,500; Union Bank of Canada, $37,000.—Secretary, Board of Trade.

St. Boniface, Man.

St. Boniface, the industrial city adjoining the city of Winnipeg, has shown great activity in its industries during the past year, a number of prominent Canadian firms having located there. Because of its adequate transportation facilities and well laid out streets and homes, this city lends itself to industrial promoters who look with favor on its splendid location on the Red River.

Foresighted policy on the part of the city's administrators has given St. Boniface the cheapest electric power on the continent and an unlimited supply of pure soft water. Located in St. Boniface are the largest stockyards in Canada, and the cheap electric power and soft water available opens

THE CONSUMERS' GAS CO.
OF TORONTO

The Consumers' Gas Company has a perpetual charter for the manufacture and sale of gas in the City of Toronto, Townships of York, Etobicoke, Vaughan, Markham and Scarboro.

The dividend is limited by statute to 10% on the paid-up Capital. After this dividend has been earned, and provision made for repairs and renewals, the Company must reduce the price of gas. The prices have gradually and voluntarily been reduced, during the seventy years of the Company's history, from five dollars per thousand cubic feet to one dollar. Moreover, the Company has acquired one of the finest and most up-to-date plants obtainable.

The output of gas for the year ended September 30, 1919, was nearly 4,700,000 thousand cubic feet, being approximately equal to the combined output of all the other gas companies in Canada. In addition, nearly $450,000 worth of merchandise was sold, and over $1,000,000 worth of residual products.

The present capital of the Company is $5,360,700. There is a reserve fund of $3,119,668.95, and a plant renewal fund of $1,769,577.45. Assets total $11,944,208.60. Profits for the past fiscal year were $965,917.77, after providing for all expenses of management and operation.

The reserve and plant renewal funds together equal 91% of the Company's capital, which funds are invested principally in the Company's business, with no interest charges against them. This means that the Company need earn only about 5% on the money invested in order to meet its dividend requirement of 10% on the capital stock. The Company has steadily maintained its 10% dividend for forty-five years.

The Directors are, Messrs. A. W. Austin, President; Wellington Francis, K.C., Vice-President; A. H. Campbell; F. Le M. Grasett, M.D.; John Hoskin, K.C., LL.D., D.C.L.; Herbert Langlois; Thomas Long; Lieut-Col. J. F. Michie; Sir Edmund Osler. The General Manager is Mr. Arthur Hewitt; the Secretary Mr. John J. Armstrong.

Table Showing Increase of Company's Business

Year	Gas Output M. cu. feet	Increase per cent	No. of Meters in use	Population	Increase per cent.	Cons. per Capital cu. feet	Pop. per Meter	Miles of Main	Price of Gas
1868	38,596		1,254	50,000		478	40	42	$3.00
1878	124,118	221.58	3,285	70,867	41.73	1,227	22	85	2.00
1888	414,672	234.10	10,020	126,169	78.04	2,368	13	163	1.10
1898	707,211	70.55	24,257	190,000	50.59	3,303	8	242	.90
1908	2,006,804	183.76	53,368	320,000	68.42	5,900	6	361	.75
1919	4,686,515	133.53	117,033	520,000	62.5	8,046	4.4	591	.90

opportunities for the establishment of tanneries, soap and glue factories, and other industries connected with the live-stock trade.

Trackage facilities on five railroad systems reaching all points in Canada and the United States are available, and industrial sites for large and small manufactures can be secured. The policy of the city administration is to give the utmost support towards the establishment of factories, while the population is an industrious one and well adapted to factory work.—Secretary, Board of Trade.

Portage la Prairie, Man.

Realizing the absolute necessity of cheap power and light, the city of Portage la Prairie in 1914 took steps to secure data for the building of a hydro-electric transmission line from Winnipeg. By the time the necessary data were secured and plans and specifications submitted the great European war so clouded the horizon that it was thought wise to leave the building of hydro-electric in abeyance until after the war.

Last summer the project was again taken up, and has been followed with such vigor that the Provincial government is now actually constructing the power line, and the citizens are assured, by the Provincial government engineer, that power will be delivered here by January 1st, 1920. The introduction of the power and light from Winnipeg will revolutionize this city, and already manufacturers are favorably considering moving their plants, or a portion of them, to Portage la Prairie. The city will control and operate the current, distribution will be made through the present system, and rates will be gradually cut down until a rate for power will be available which will compare very favorably with any point in Canada.—Secretary, Portage la Prairie Board of Trade.

Industrial Progress in the Maritime Provinces

General Business Conditions Very Favorable — Harbor Facilities in Nova Scotia and New Brunswick Being Brought Up to High Standard—Steel Industry Advancing—Busy Year for Coal Mines—Valuable Furs Obtainable From Prince Edward Island.

REPORTS from the more important centres of the maritime provinces indicate that industry during 1919 made great progress, and speak of a bright outlook. In New Brunswick it seems that a new day is dawning for ship-building, coal mining and other industries, while the harbor facilities in both New Brunswick and Nova Scotia are being brought up to a very high standard. Coal resources of Nova Scotia have been taxed to the limit. A big development in the steel rolling industry is foreshadowed by the plans of the Dominion Iron and Steel Company. It appears that Prince Edward Island has passed through the crucial first period of reconstruction most successfully, and faces a bright outlook. One of the most important industries, the fur industry, is making great headway, which is due chiefly to the white and silver fox pelts which are obtainable there.

The following summaries are from boards of trade in the principal centres of the maritimes:—

P.E.I. Had Good Crops

Charlottetown, the capital of the province of Prince Edward Island, has during the past year passed through the crucial first period of reconstruction most successfully. Business has been exceptionally good. Crops in surrounding district above the average, and as a consequence, the financial state of the community is in an excellent position. During the year now drawing to a close, we have been fortunate in being at last linked up with the standard gauge of the Canadian National Railways. The steamship communication with St. John's, Newfoundland, interrupted by the war, has been resuscitated, and all things give promise of bright prospects for the ensuing year.—Secretary, Charlottetown Board of Trade.

St. John, N.B.

No industrial survey of St. John for 1919 would be complete without a reference to the great work that is being carried on by the St. John Dry Dock and Shipbuilding Co. at East St. John, or Courtenay Bay, as it is locally termed. This work, begun in 1912, by the Norton Griffiths Co., was turned over by the government a year ago to the company now carrying on the operations. Under the direction of Mr. A. R. Dufresne, engineer, excavation for the dry dock site has made rapid progress. This feature of the undertaking calls for the construction of a dock 1,150 feet long and 125 feet wide, with a low-water depth on the sill of 40 feet. This will be as large as the largest in the world, and will be made to accommodate two or more ships. It is expected that with the rate of progress now being made the dock will be completed early in 1921. The completion of a breakwater 7,070 feet long is another feature of the enterprise that is nearing its end. A basin, 22 feet deep at low tide, is being dredged. A large portion of this is now finished. It is proposed to erect three large piers in the eastern harbor. Two of these piers will be on the opposite side of the harbor from the dry dock, and will have direct connection with the rails of the Canadiain National Railways. A spur line of track, now under way, will connect the dry dock site with the main line of the C.N.R. A ship repair plant and a ship-construction yard for steel ships are also features of the contract.

Messrs. T. McAvity and Sons, Ltd., have completed the erection of an immense fonudry plant in the eastern suburbs of the city. A portion of this plant was employed in the production of shells during the war. It is the intention of the firm to concentrate their various city plants at the new works.

A proposal to place the port of St. John in the control of a federal harbor commission, similar to that which is in force in Montreal, has been under consideration this year. Parliament has passed an Act authorizing the commission and agreeing to take over the city's interest in the harbor for two million dollars. The plan is to become effective when the people have voted favorably thereon. The passage of a needed amendment to the original bill to cover the city's operation of the harbor ferry has delayed the holding of the plebiscite.

The city of St. John has entered upon a housing plan which involves the erection of a series of dwellings at three points in the city. A start has been made at Lancaster where homes to the value of about $50,000 will be erected. Many private firms and individuals have also begun construction or are making arrangements therefor. The lime industry, located in and about this city, is prospering. There are now seven lime-kilns in operation here, all of them busy, turning out a total of about 500 casks per day.

Throughout the province, notable progress in industrial and other lines is being made at Moncton, Fredericton, Bathurst, Newcastle, Chatham, Campbellton, Edmundston, Sackville, St. Stephen, Woodstock, and other towns. This year Woodstock adopted the town manager system, being the first town in the maritime provinces to adopt this method of civic management. A young engineer, who recently returned from "doing his bit" in France and Belgium, has been appointed to the office. Very favorable reports from the new system have been received. St. Stephen is now giving consideration to the town manager plan and will likely adopt it.

The coal mining industry in the Grand Lake area of this province, though affected by strikes, has made excellent pro-

QUEBEC

A Province of Notable Resources

THE Province of Quebec offers many attractions to the investor, manufacturer, merchant, home-seeker and the tourist. Quebec is Canada's largest province—703,653 square miles—18 per cent. of the whole Dominion.

Canada's history of four centuries is centred in the Province of Quebec. The provincial Capital, Quebec, is the mother-town of the Dominion and the portal to the Canada that occupies a most important place in the world's affairs.

Quebec—and Water Power

NATURE has proved most generous in the way of hydraulic resources in the Province of Quebec. So far, only 875,000 horse power has been developed, but it is estimated that the province has much more than 6,850,000 h.p. scattered over the different parts of its vast territory. The Gouin dam at the head of the St. Maurice constitutes what is probably the *largest artificial reservoir in the world*, its capacity when full being 160,000,000,000 cubic feet, and the water area, 300 square miles.

Quebec—and Farming

THE Province of Quebec is above all an agricultural country, and farming is the occupation of the majority of its inhabitants. The population of the province is slightly over 50 per cent. rural. The value of field crops in 1918 totalled $271,750,900—from an acreage of 8,201,362. In 1917 there were 598 butter factories, 895 cheese factories, 482 combined butter and cheese factories. The value of the products of these factories was $27,851,253. The total dairy products of the Province approximated $50,000,000. The Provincial Government does everything within reason to develop agriculture.

Quebec for Tourists

THE Province of Quebec is alive with tradition and points of historic interest. The wonderful St. Lawrence, the quaint streets of Quebec City; the Shrines of St. Anne de Beaupre; the Plains of Abraham; the wonderful rivers and capes—the River Saguenay and Cape Trinity, for instance; the resorts at Murray Bay, Ha! Ha! Bay, Chicoutimi; the inviting camping and fishing grounds, the city of Montreal, once the city of Hochelaga visited by Jacques Cartier in 1535,—where Champlain established a trading post in 1611. And an abundance of game for the hunter. These are a few of the innumerable attractions for the tourist.

Quebec for Homeseekers

THE Province of Quebec offers many inducements to homeseekers. It is extremely sound financially, the province is increasingly active industrially; the Provincial Government is encouraging agricultural production and aiding producers, and municipalities are in a flourishing condition. Climatic conditions of the province are suitable to mixed farming, and marketing conditions are ideal. That centres of population are increasing is evidenced by population statistics, and building activities. Educational institutions receive a substantial subsidy every year, and schools are being opened everywhere.

Quebec is a province of tremendous possibilities. Anybody interested in conditions and prospects may write for full particulars to the Government Offices at Quebec City.

Hon. SIR LOMER GOUIN, Premier. **Hon. WALTER MITCHELL, Provincial Treasurer.**
Hon. L. A. DAVID, Provincial Secretary.

gress, and there is a promising outlook for the future. Lumbering is very active, and more men will enter the woods the approaching winter than for five years past. The fishing industry has not been up to the mark this year, owing partly to unfavorable weather conditions along the coast, and partly to the fact that the signing of the armistice found many of the fish-packing concerns with large stocks on their hands, which have not yet been worked off. This is particularly true of the sardine industry. Research, with profitable results, is being pushed in oil shales in the eastern section of the province. In addition to the oil wells that have been in operation near Moncton, several additional wells of a promising nature have recently been sunk near Kent Junction, and oil finds have also been reported in the eastern section of St. John County.

On the whole, there is a well-founded feeling that a new day is dawning for the maritime provinces, and that New Brunswick, with its open ports, fertile fields, varied natural resources, and outstanding scenic beauties, will share in their triumphs.—Secretary, St. John Board of Trade.

Fredericton, N.B.

Business conditions in Fredericton during the year 1919 have been generally satisfactory. Signs of industrial expansion, both in the city and surrounding districts, are encouraging. A leading provision firm of the city will erect a canning factory, thus providing a market for farm produce. The machinery has been purchased and is on the way. This firm is also manufacturing sausages and bologna with modern machinery.

One of our foot-wear manufacturing firms has lately added to the output of ladies' fine boots and shoes; formerly only men's foot-wear of fine grade were marketed. Another factory in the foot-wear business is arranging for necessary additions to buildings to accommodate expanding trade. The manufacture of hardwood last blocks will soon be under way at Mullin's Brook, about 28 miles distant. The manufacture of furniture by this firm is being considered. Arrangements are now being made to free the antimony mines at Lake George, of water, when mining will be resumed on a large scale. A smelter will also be erected, either at the mines or some shipping port. A pulp and paper company is now erecting a concrete dam at Marysville, three miles from the city, on the Nashwaak River, to supply electric power for a mill to be erected at the mouth of that river.

All these undertakings are located on railways, so there is no question of transportation to be arranged. Comparing 1919 with other years, it may be said that Fredericton being surrounded by a large mixed farming community, there are no marked ups and downs in business conditions to be reported. Increase in population keeps pace with industrial expansion.—Publicity Commissioner.

Sydney, C.B.

The past year, industrially speaking, has been a quiet and uneventful one. It has, however, been marked by the erection by the Dominion Iron and Steel Co. of their large ship-plate rolling mill. This mill, which is 1,100 by 350 feet in size, will be in operation in the spring, and its erection points to the likelihood, amounting almost to a certainty, of shipbuilding being actively embarked upon in the near future and in this vicinity. The Sydney Dry Dock and Engineering Co. has been incorporated, and has made application to the government for the subsidy voted by the federal parliament to assist in the construction of dry docks in Canada. This company is backed by ample financial resources, and their dry docking and ship repairing business would no doubt be supplemented by shipbuilding. Although the port of Sydney has not witnessed the activity which marked the years 1917 and 1918, when it was the assembling and sailing port for the large squadrons of store ships which were convoyed across the Atlantic, the present season has been a fairly busy one, and the Dominion Coal Co. has had its resources taxed beyond the limit in supplying bunker coal to the large number of steamers calling for it.—Secretary, Sydney Board of Trade.

Truro, N.S.

The year which is now closing has been an active year in business circles in Truro. Sales have been good and collections prompt. Custom receipts at the port of Truro have been the largest in our history. The railway traffic through Truro has exceeded that of any previous year. Some eighty trains or more pass through daily. The double-tracking of the C.G. Ry. from Truro to Moncton which became necessary on account of the rapidly growing traffic on that road gave rise to considerable work in and around Truro, and thus increased business to some extent. Owing to the high cost of materials coupled with the uncertain conditions of labor very little building was undertaken in the early part of the year. The demand for houses, however, led to considerable building activity later in the year.

No new industries were opened during the year, but all those in operation were kept busy throughout the year. In order to take care of the growing business of the town and county a fourth bank was opened in Truro, and two branches in the county. The farming and lumbering industries throughout the county, and on which the prosperity of Colchester so largely depends were never more prosperous. Shipments of lumber were large despite the fact that shippers were badly hampered by the rate of exchange.—Secretary, Truro Board of Trade.

Building Boom in Halifax

Since the explosion of the ammunition-laden ship, "Mont Blanc," which occurred in December, 1917, destroying, in round numbers, a thousand dwellings, killing practically two thousand persons and injuring scores of others, Halifax has had a building boom probably unprecedented in Canada, and were it not for the terrible loss of life which cannot be replaced, the city, as far as improvement is concerned, gained much by the terrible experience. The building up of the devastated area—comprising about a sixth of the area of the city—has been in the hands of experts, and the new houses going up, constructed of Hydro-stone (compressed concrete blocks) with overhanging roofs of slate, with parked sidewalks and permanent paved streets, give quite an English appearance to this section. In new buildings, repairs to old and payment for damages, etc., some $15,000,000 has already been spent.

The explosion, however, is not altogether accountable for the new building now going on here. It must be remembered that the building of the Halifax Ocean Terminals, under construction since 1913 and still being carried on, removed a number of dwellings and the tenants who occupied same had to be rehabilitated.

Besides the great number of dwellings and business blocks now under erection, there is also the immense plant of the Halifax Shipyards—involving in buildings, plant, etc., an outlay of $10,000,000, and the huge plant of the Imperial Oil Co.—occupying over a hundred acres on the eastern shore of the harbor, which, when completed, will, it is said, be the largest oil refining plant in Canada. The latter will also involve an expenditure of $10,000,000 it is contemplated. The Robert Simpson Co., of Toronto, are also erecting a large warehouse at a cost of upwards of $200,000; this is to accommodate their increasing business in this section. Three large warehouses are to be constructed in the near future by firms from abroad establishing branch businesses in this city, and large additions are being planned for at least two of our largest industries.

Probably the greatest increase has been in shipping tonnage through this port, although, since the cessation of hostilities, same has fallen off considerably. Tonnage was at its peak in 1917, when the total through this port, seagoing only, amounted to 17,092,911 tons; it must be remembered, however, that probably 40 per cent. of this tonnage was made up of ships that came here for examination before proceeding on their transatlantic voyages. The year previous to the war the tonnage of the port amounted to 3,182,000 tons, while for the ten months of the present year it is getting back to normal and amounted to 3,706,400 tons.—Secretary, Halifax Board of Trade.

Assets Exceed **$80,000,000**

Eagle Star and British Dominions
Insurance Company, Limited
OF LONDON, ENGLAND

FIRE *HAIL* *MARINE*

FIRE *AUTOMOBILE*

The British Crown Assurance
Corporation, Limited
OF GLASGOW, SCOTLAND

GUARANTEED BY EAGLE STAR AND BRITISH DOMINIONS INSURANCE COMPANY, LIMITED, OF LONDON, ENGLAND

Head Office for Canada - - - TORONTO

J. H. RIDDEL, Manager E. C. G. JOHNSON, Asst. Manager

Agencies throughout the Dominion

"Old and Tried"

Glens Falls

Preparedness

Ever since 1849, the GLENS FALLS has been prepared for whatever might come to tax its resources, its spirit or its integrity.

Whatever befell, it steadfastly faced the situation and dared the future under the banner of Progress.

Today, while meeting every condition of the moment, the GLENS FALLS is prepared for whatever development may come from world expansion.

Conflagrations, crime waves and outbreaks due to industrial unrest, only serve to point more clearly to the superior quality of GLENS FALLS Service as offered in fire, marine, automobile, tornado, explosion, riot and civil commotion lines.

Just as the GLENS FALLS is always prepared to pay, so it also is always prepared to serve its policyholders and agents.

THERE ARE MANY INSURANCE
COMPANIES BUT ONLY **ONE**

Established in 1849

Abundant Finances

Ample Facilities

Glens Falls

Insurance Company

Glens Falls - N.Y.

SURPLUS TO POLICYHOLDERS, $4,000,000.

Head Office - 24 Toronto Street, TORONTO

R. A. LITTLE, President E. W. WEST, Vice-President H. N. DICKINSON, Secretary

F. L. COWLES, F. M. SMALLEY, J. A. MAVON, H. W. KNIGHT, Assistant Secretaries; R. C. CARTER, Treasurer