

Technical and Bibliographic Notes / Notes techniques et bibliographiques

The Institute has attempted to obtain the best original copy available for filming. Features of this copy which may be bibliographically unique, which may alter any of the images in the reproduction, or which may significantly change the usual method of filming, are checked below.

L'Institut a microfilmé le meilleur exemplaire qu'il lui a été possible de se procurer. Les détails de cet exemplaire qui sont peut-être uniques du point de vue bibliographique, qui peuvent modifier une image reproduite, ou qui peuvent exiger une modification dans la méthode normale de filmage sont indiqués ci-dessous.

Coloured covers/  
Couverture de couleur

Coloured pages/  
Pages de couleur

Covers damaged/  
Couverture endommagée

Pages damaged/  
Pages endommagées

Covers restored and/or laminated/  
Couverture restaurée et/ou pelliculée

Pages restored and/or laminated/  
Pages restaurées et/ou pelliculées

Cover title missing/  
Le titre de couverture manque

Pages discoloured, stained or foxed/  
Pages décolorées, tachetées ou piquées

Coloured maps/  
Cartes géographiques en couleur

Pages detached/  
Pages détachées

Coloured ink (i.e. other than blue or black)/  
Encre de couleur (i.e. autre que bleue ou noire)

Showthrough/  
Transparence

Coloured plates and/or illustrations/  
Planches et/ou illustrations en couleur

Quality of print varies/  
Qualité inégale de l'impression

Bound with other material/  
Relié avec d'autres documents

Continuous pagination/  
Pagination continue

Tight binding may cause shadows or distortion along interior margin/  
La reliure serrée peut causer de l'ombre ou de la distorsion le long de la marge intérieure

Includes index(es)/  
Comprend un (des) index

Title on header taken from:/  
Le titre de l'en-tête provient:

Blank leaves added during restoration may appear within the text. Whenever possible, these have been omitted from filming/  
Il se peut que certaines pages blanches ajoutées lors d'une restauration apparaissent dans le texte, mais, lorsque cela était possible, ces pages n'ont pas été filmées.

Title page of issue/  
Page de titre de la livraison

Caption of issue/  
Titre de départ de la livraison

Masthead/  
Générique (périodiques) de la livraison

Additional comments:/  
Commentaires supplémentaires:

This item is filmed at the reduction ratio checked below/  
Ce document est filmé au taux de réduction indiqué ci-dessous.

10X	14X	18X	22X	26X	30X
<input type="checkbox"/>	<input type="checkbox"/>	<input type="checkbox"/>	<input type="checkbox"/>	<input checked="" type="checkbox"/>	<input type="checkbox"/>
12X	16X	20X	24X	28X	32X

# The Canadian Patent Office

## RECORD

Vol. VI.—No. 3.

MAY, 1878.

{ Price in Canada \$2.00 per An.  
United States - \$2.50 "

### CONTENTS.

INVENTIONS PATENTED.....	67
INDEX OF INVENTIONS.....	LXXIII
INDEX OF PATENTEES.....	LXXIV
ILLUSTRATIONS.....	73

### INVENTIONS PATENTED.

#### No. 8607. Seal Bolt for Car Doors. (*Fermeture scellée pour les portes de wagons.*)

William Burtis, New York, U.S., 30th March, 1878, for 5 years.

*Claim.*—1st. The novel combination of the sliding door C with staple m, staples n n on side post D, bolt J, case or box H, and spring bolt v; 2nd. In a railroad freight car, the internal fastening, consisting of the tongues n n and m, and bolt J, in combination with the spring-locking bolt v, arranged in a close box H, acting as a guide for the bolt J, and provided with an opening z opposite the spring bolt v and seal covering the same, whether said box H is fastened to the roof of the car, or at or near the bottom of the car; 3rd. Passing the bolt J which fastens and unfastens the sliding door of a freight car, through the roof of said car.

#### No. 8608. Improvements on Railway Gates. (*Perfectionnements aux barrières des railoutes.*)

Stephen A. Jenks, Lincoln, (Assignee of Albert R. Sherman, Natick), R. I., U.S., 30th March, 1878, for 5 years.

*Claim.*—1st. The combination of two actuating pistons and cylinders and suitable intermediate mechanism with a pivoted gate; 2nd. The combination of two cylinders I and J, two pistons and rods G and H, two rack bars E and F and gear D, with a pivoted gate; 3rd. The combination of two pipes K and L, two pistons and their cylinder I and J, and suitable intermediate mechanism, with a pivoted gate; 4th. The combination of the piston rod H, rack-bar F and pivoted check hook r, with the pinion D; 5th. The combination of a stop with a piston rod carrying a rack-bar, and the latter provided at its upper and lower end with a lug; 6th. The combination of two force pumps M and N, two pipes K and L, two cylinders I and J and their respective pistons, with a pivoted gate and intermediate mechanism; 7th. The combination of two force pumps M and N, two pipes K and L, two cylinders I and J and their respective pistons, and piston rods G and H, two rack-bars E and F and gear D with a pivoted gate; 8th. The combination of the crank K, rock shaft g, gear Q, rack-bars P and S and piston rods O and R, and their respective pistons or equivalent devices, pump cylinders M and N, and pipes K and L, with cylinders I and J and their pistons, and piston rods G and H, and the gate A and intermediate mechanism; 9th. The combination with a tank W of two or more sets of force pumps provided with mechanism for operating the same simultaneously.

#### No. 8609. Improvements on Cow Stanchions. (*Perfectionnements aux étançons à vaches.*)

Stephen B. Ferguson, Hallowell, Ont., 30th March, 1878, for 5 years.

*Claim.*—The attachment of the stanchion E F G G, to the frame L L L, by means of the eye hinges H H, in combination with the head blocks I I and with the backward inclination of the posts L L.

#### No. 8610. Improvements in Stove Pipe Dampers. (*Perfectionnements dans les clés des tuyaux de poêles.*)

Samuel Selden, Matthew Griswold, Erie, Pa., and Jotham S. Crump, Westfield, N. Y., U.S., 30th March, 1878, for 5 years.

*Claim.*—1st. The damper C and spindle B, provided with the spur b, and notch or socket e, for keying the damper to the spindle and preventing relative rotation; 2nd. The spindle B provided with the lug or spur b, in combination with clamping sleeves c<sup>2</sup> and G, and spring g.

#### No. 8611. Improvements on Saws. (*Perfectionnements aux scies.*)

Eben M. Boynton and Alfred Boynton, New York, U.S., 30th March, 1878, for 5 years.

*Claim.*—1st. A saw provided with teeth A A, each having two points a a dressed to cut in line and two outer cutting edges b b, inclined slightly outward from the points; 2nd. The saw provided with teeth A, each having two points a a dressed to cut in line, a notch or gullet d between said points, and two outer cutting edges b b inclining slightly outward from said points; 3rd. The clearer teeth C bevelled on both sides, on each of their clearing edges.

#### No. 8612. Improvements on Ice Creepers. (*Perfectionnements aux crampons à glace.*)

Wilbur F. Dial and Lucius H. Packard, Montreal, Que., 30th March, 1878, for 5 years.

*Claim.*—1st. The plate B having eye C, and creeper D having eye F, in combination with the pin G and elastic cushion I; 2nd. The eye C and eye F, in combination with the pin I, and cushion I.

#### No. 8613. Process for Manufacturing Paper Pulp. (*Procédé de fabrication de la pâte à papier.*)

Louis C. Bourgeois, (Assignee of Francois Genin), Montreal, Que., 30th March, 1878, for 5 years.

*Claim.*—1st. Digesting straw or similar material in a heated solution of quicklime and salsoda, and after which washing it and treating it to three successive bleachings, and intermediately washing the second, and third bleaching being effected by a weaker agent than the first, after which treating the pulp thus bleached with alumina.

#### No. 8614. Improvements on Medical Compositions. (*Perfectionnements aux composés médicaux.*)

David Manbeck, Des Moines, Iowa, U.S., 30th March, 1878, for 5 years.

*Claim.*—1st. A medical compound for vaporizing or fumigating purposes made of mullein and tar; 2nd. A cigar or cigarette of which the filling is mullein and vegetable tar, prepared in the manner set forth.

#### No. 8615. Machine for Dressing Flour. (*Machine à bluter la farine.*)

George T. Smith, Minneapolis, Min., U.S., 30th March, 1878 (Extension of Patent No. 2257), for 5 years.

#### No. 8616. Machine for Dressing Flour. (*Machine à bluter la farine.*)

George T. Smith, Minneapolis, Min., U.S., 30th March, 1878 (Extension of Patent No. 2257), for 5 years.

#### No. 8617. Machine for Dressing Flour. (*Machine à bluter la farine.*)

George T. Smith, Minneapolis, Min., U.S., 30th March, 1878 (Extension of patent No. 2258), for 5 years.

#### No. 8618. Machine for Dressing Flour. (*Machine à bluter la farine.*)

George T. Smith, Minneapolis, Min., U.S., 30th March, 1878 (Extension of Patent No. 2258), for 5 years.

#### No. 8619. Process of Making Flour from Middlings. (*Procédé pour extraire la farine des gruaux.*)

George T. Smith, Minneapolis, Min., U.S., 30th March, 1878 (Extension of Patent No. 2409), for 5 years.

#### No. 8620. Process of Making Flour from Middlings. (*Procédé pour extraire la farine des gruaux.*)

George T. Smith, Minneapolis, Min., U.S., 30th March, 1878 (Extension of Patent No. 2409), for 5 years.

**No. 8621. Improvements on Packing Rings for the Pistons of Steam Engines.***(Perfectionnements aux garnitures métalliques pour les pistons des machines à vapeur.)*

Loftus Perkins, London, Eng., 30th March, 1878 (Extension of Patent No. 2430), for 5 years.

**No. 8622. Improvement on Seeding Machines.**  
*(Perfectionnements aux semoirs.)*

Charles E. Patric, Springfield, Ohio, U.S., 6th April, 1878 (Extension of Patent No. 2217), for 5 years.

**No. 8623. Shaft Attachment for Carriages.**  
*(Ajout de des l'innombrables des voitures.)*

George B. Stock, Toronto, Ont., 6th April, 1878 (Extension of Patent No. 2419), for 5 years.

**No. 8624. Apparatus for Manufacturing Nitro-Glycerine.**  
*(Appareil à fabriquer la nitro-glycerine.)*

Carl W. Volney, Brockville, Ont., 6th April, 1878 (Extension of Patent No. 2342), for 5 years.

**No. 8625. Improvements in Shingle Machines.**  
*(Perfectionnements dans les moulins à barreau.)*

Isaie Fréchette, St. Hyacinthe, Que., 6th April, 1878 (Extension of Patent No. 2239), for 5 years.

**No. 8626. Machine for Washing Dishes.**  
*(Machine à laver la vaisselle.)*

Emma S. Hampton, (wife of Charles G. Hampton), Detroit, Mich., U.S., 8th April, 1878, for 5 years

*Claim.*—The cage C, with its guard cage C<sub>1</sub> and the dash B, in combination with the boiler A, and its perforated cover A<sub>1</sub>.**No. 8627. Improvements on Pumps.** *(Perfectionnements aux pompes.)*

Tronson Draper, Petrolen, Ont., 8th April, 1878 (Re-issue of Patent No. 8370.)

*Claim.*—1st. The pipe A attached either to the barrel B or pistons E, in combination with the weight F or its equivalent, 2nd. The barrel B provided with a check valve C, guide G and attached to the pipe A, in combination with the piston E, suction pipe D and weight F.**No. 8628. Improvements on Couplings for Shaftings.** *(Perfectionnements aux joints des arbres de couche.)*

John Charlton, Philadelphia, Pa., U.S., 8th April, 1878 (Extension of Patent No. 2473), for 5 years.

**No. 8629. Apparatus for Washing Wool.**  
*(Appareil pour laver la laine.)*

Oscar Low, Chelsea, Mass., U.S., 8th April, 1878, for 5 years.

*Claim.*—1st. In confining the wool within an arbitrary space and acting upon it, while thus confined with liquid under pressure, 2nd. The combination of a closed receiving chamber having suitable inlet and escape openings, with mechanism for forcing water or other liquids through said chamber under pressure, 3rd. The combination with a cleansing chamber and a receiver of suitable mechanism for forcing liquids into said chamber under pressure, whereby the wool is by the current or overflow wholly discharged from said chamber and deposited in the receiver, 4th. The combination of the tank A, chamber B and pumping mechanism R, having draft pipe a and injection pipe a; 5th. The combination with tank A and chamber B of the adjustable sluice-way g; 6th. The combination with tank A and sluice-way g, of the receiver f; 7th. The double diaphragm consisting of the metallic perforated plate b and the foraminous wire screen c, adapted to be placed in the top or bottom or both of the chamber B, 8th. The combination with the chamber B, having a perforated cover d, of the double diaphragm b c; 9th. The combination with a closed chamber having suitable opening for the escape of the liquor of a foraminous diaphragm placed near the bottom of said chamber above the injection pipe, 10th. The combination with tank A and chamber B, of the double diaphragm b c; 11th. The combination of the tank A, chamber B and adjustable sluice-way g, of the dog k, incline S and receiver f; 12th. The method of employing baskets in which to place the wool and placing these baskets in the apparatus, in lieu of depositing the wool directly therein in a mass.*(N.B.)*—For drawing of this number see diagram following 8685.)**No. 8630. Machine for Grinding Cutters of Mowers and Reapers.** *(Machine à affûter les couteaux des faucheuses-moissonneuses.)*

Edward J. Worcester, (co-inventor with Vernon F. Prentice), Worcester, Mass., U.S., 8th April, 1878, for 5 years.

*Claim.*—1st. A yielding grinding wheel or surface, in combination with a firm supporting rest adapted to support the back edge of the cutter-bar and indicate the proper bevel while the knife sections can be rocked towards or from said grinding surface and the point of grinding contact be thereby changed along the edge of the knife, 2nd. A grinding wheel rotating on a shaft capable of longitudinal reciprocative movement and held or pressed forward by a spring or equivalent yielding device, in combination with a head piece or rest for sustaining the cutter-bar in position while the knife sections are presented to grinding action against the disc face of the wheel; 3rd. The grinding wheel A made with conical grinding surface a and bevel periphery a<sub>1</sub> in combination with mechanism for supporting the cutter-bar of a mower or reaper in a position oblique to the axis of revolution of wheel A, and with the knife sections projecting upwards for contact with the grinding surface a; 4th. The grinding wheel A made with grinding surface a on the disc of the wheel and bevel periphery a<sub>1</sub> in combination with one or more jaws or support j<sub>1</sub>es H, having corrugations, projections or grooves K; 5th. In combination of the grinding wheel A, shaft B, spring D, gears E F, head H and frame C c c<sub>1</sub>; 6th. The combination with the wheel A, grooves K, slide plate H<sub>2</sub> and adjusting screw I.**No. 8631. Improvements on Bed Bottoms.**  
*(Perfectionnements aux fonds des lits.)*

Caleb E. Brown, Jackson, Mich., U.S., 8th April, 1878 (Extension of Patent No. 8108), for 5 years.

**No. 8632. Improvements on Bed Bottoms.**  
*(Perfectionnements aux fonds de lits.)*

Caleb E. Brown, Jackson, Mich., U.S., 8th April, 1878 (Extension of Patent No. 8108), for 5 years.

**No. 8633. Spring Catch for Seaming Blocks of Stone.**  
*(Crochet à ressort pour assujettir les blocs de pierre.)*

James H. Trickey, Hamilton, Ont., 9th April, 1878, for 5 years.

*Claim.*—1st. Two non corrosive metallic plates C and J counter-sunk in each block of marble, &c., respectively opposite one another, and fastened by solder P or screws Q in holes bored for the purpose in said blocks of marble, plate C constructed with a socket E, central opening F, hole G, cone H and springs I I and holes D and the male plate J constructed with holes D and with wedge-shaped point projection K, containing hole L, the said projection made to fit the opening F of the plate C and secured therein by the bolts H; 2nd. In combination with blocks of marble, granite or other solid substances, of the plate C and J, constructed with four arms and holes D D or other form, the precise form of the plate not being essential; 3rd. In combination with marble, granite or iron blocks or other solid substances of the plate J, having projection K, and two elongated socket C<sub>1</sub> provided with a recess F<sub>1</sub>, the same being secured together by a pin H<sub>1</sub> for forming building blocks of marble, granite, &c.; 4th. The combination of the elongated socket C<sub>1</sub> and plate J cast or made in one entire piece, for certain kinds of building work.**No. 8634. Improvements on Clothes Wringers.**  
*(Perfectionnements aux essoreuses à linge.)*

Cornelius E. Haynes, Boston, Mass., U.S., 11th April, 1878 (Extension of Patent No. 2253) for 5 years.

**No. 8635. Improvements on Middlings Purifiers.** *(Perfectionnements aux épurateurs de gruau.)*

David Charlesworth, Egmondville, Ont., 12th April, 1878, for 5 years

*Claim.*—1st. The combination of the suction fan M, operating by currents of air through the suction spouts L L, and through the sieves C<sub>1</sub> C<sub>2</sub>, and controlled by the regulating valves I I I I and main valves K K; 2nd. The combination of the shaker and sieves C<sub>1</sub> C<sub>2</sub> clothed with different grades of cloth, and the carrying boards D<sub>1</sub> D<sub>2</sub> for carrying the purified middlings to the discharge spouts E E E and outlets F G H, and the regulating valves I I I I for offal, purified middlings and seconds; 3rd. The combination of the shal<sup>l</sup> and the mode of building the same, in which the sieves C<sub>2</sub> and C<sub>1</sub> are used instead of return boards, the sieves distributing the middlings evenly.**No. 8636. Improvements on Lubricating Oils.**  
*(Perfectionnements aux huiles lubrifiantes.)*

Clark Johnston, Rochester, N. Y., U.S., 12th April, 1878, for 5 years.

*Claim.*—1st. A lubricating compound composed of petroleum or other oil, African palm wax, graphite, mineral extract of petroleum and a suitable alkali; 2nd. The lubricating compound composed of petroleum, powdered graphite, mineral extract of petroleum, Japan wax, myrtle wax gambu wax and a suitable alkali.**No. 8637. Apparatus for Cutting Rock.**  
*(Appareil à couper le roc.)*

John D. Brunton, Kentish Town, Eng., 12th April, 1878, for 5 years.

*Claim.*—1st. Imparting to circular cutters a positive rotation by means of gearing arranged in the interior of the chuck, 2nd. The combination with a hollow chuck carrying a circular cutter or cutters having a positive motion imparted thereto by gearing situated in the interior of the chuck of means controlling and adjusting the speed of the cutter or cutters relatively to the speed of the chuck.**No. 8638. Journal Oil Box Lid for Railway Cars.** *(Couvercle de boîte à huile pour les essieux des wagons de railroads.)*

Francis C. L. G. Susemihl and Herbert H. Hewitt, Detroit, Mich., U.S., 12th April, 1878, for 5 years.

*Claim.*—1st. The cover C having flanged ends and a central rib J and provided with projections; 2nd. The cover C having projections c, in combination with the box A, having formed upon it the grooved ears B.**No. 8639. Machine for Washing Clothes.**  
*(Machine à laver le linge.)*

William H. Sanford, Moncton, N. B., 12th April 1878, for 5 years

*Claim.*—The combination with the conical part A and hollow stem or handle B, of the plug C, valve A and cross arms b.**No. 8640. Improvements on Refrigerators.**  
*(Perfectionnements aux garde-manger.)*

Thomas C. Phillips, Strathroy, Ont., 12th April, 1878, for 5 years

*Claim.*—1st. The combination with a double walled refrigerator of the rows of tapering dishes L, pan L and rack floor M, dividing the food from the ice-chamber and provided with troughs K, channel G and pipe H for carrying off the waste water, and water of condensation; 2nd. The ice-chamber provided with racks N around its vertical walls; 3rd. A refrigerator having a show-case extension R from one or more sides.**No. 8641. Preparation of Distemper Paint.**  
*(Préparation des couleurs à la détrempe.)*

George J. Stephens, Brooklyn, N. Y., U.S., 12th April, 1878, for 5 years

*Claim.*—A prepared dry kalsomine or distemper paint in rigid form of cake tablet, ball or other shape as an improved article of trade.

**No. 8642. Improvements on Buggy Tops.***(Perfectionnements aux soufflets de voitures.)*

James H. Tackaberry, Tilbury East, Ont., 12th April, 1878, for 5 years.

*Claim.*—1st. The construction of the frame so as to form a jointless buggy top in position as a top at all times, whether raised or in a reclining position, in combination with quarter circle G, with the spring N attached as set forth; 2nd. The iron railing H, with eye attachment and quarter circle Y, in combination with the notch or shoulder S; 3rd. The plate F in combination with the pinion or bolt M.

**No. 8643. Improvements on Sewing Machines.***(Perfectionnements aux machines à coudre.)*

Ruben M. Rose, Brooklyn, N.Y., U. S., 12th April, 1878, for 5 years.

*Claim.*—The combination of the presser carrier and guide E, the presser and needle guide G, the spring and the tappet, the whole organized as described, to be attached to and detached from a sewing machine, and when attached thereto to be operated by the action of the needle carrier on said tappet.

**No. 8644. Improvements in Cabinet Desks.***(Perfectionnements aux pupitres-buffets.)*

Joseph A. Moore, Indianapolis, Ind., U. S., 12th April, 1878, for 15 years.

*Claim.*—1st. The two wings pivoted or hinged together; 2nd. The two wings pivoted or hinged to a common shaft, upon which the wings rotate in opening and closing; 3rd. The wings constructed with a recess F therein, for the reception of the ends of the writing table when the desk is closed; 4th. The combination with the table B, of the shaft C and brace B<sub>2</sub>, forming the support for the said table; 5th. The combination with the wings of a cabinet desk, of the upright shaft C forming the hinge pivot therefor; 6th. In combination with the upright shaft C and the wings A, a projecting arm C provided with pivots c c forming the hinge for the desk; 7th. The combination with the upright shaft C and one of the wings A, of the projecting piece C<sub>4</sub>, having pivot c forming the hinge for one of the wings of the desk; 8th. A desk composed of rotating wings, the circular track E attached to either the wings or the base, in combination with said wings; 9th. A cabinet desk so constructed that the top thereof may be used as a standing desk, while the front is used as a sitting desk; 10th. The combination of the table B, provided with downwardly projecting pin b, with the brace B<sub>2</sub> provided with a socket and thumb screw b<sub>1</sub>, for the purpose of adjusting the height of the front edge of the table.

**No. 8645. Improvements on Thimble Skeins.***(Perfectionnements aux cuillers d'essieux.)*

Simeon V. King, Hamilton, Ont., 12th April, 1878, for 5 years.

*Claim.*—1st. A thimble skein having its under or bearing side A thicker at the flange A and nipple B, than at the upper side C; 2nd. In combination with a thimble skein, of a shallow upwardly tapering recess E, for a lubricating reservoir.

**No. 8646. Table for Washing and Ironing.***(Table pour laver et repasser.)*

George W. Williams, Boston, Mass., U.S., 12th April, 1878, for 5 years.

*Claim.*—The combination of the hinged top B and the ironing board C, the hinged tub rest E and the brace F, with the hinge I and pivot G.

**No. 8647. Improvements in Knitting Machines.***(Perfectionnements aux machines à tricoter.)*

Thomas Newbigging, Adam Kay and Richard I. Creelman, Georgetown, Ont., 12th April, 1878, for 5 years.

*Claim.*—1st. The combination of a revolving cam having an inflected groove, and the needles G with upwardly bent ends G<sub>1</sub>, arranged to fit in said groove, with the stationary disc C provided with radially cut grooves; 2nd. A revolving needle operating cam having an inflected groove to receive the upwardly bent ends of the needles, in which cam the bounding edge follows the sinuosity of the groove at such a distance away that the bent ends of the needles may be inserted into or removed from the groove without disturbing the position of the cam; 3rd. The bracket driving arm H attached to the cam cylinder, cog-wheel or other suitably operating part of the machine, in combination with the needle operating cam and its connections; 4th. A ribbing attachment consisting of the bracket arm H, cam E, needles G and disc C, in combination with a cylinder knitting machine.

**No. 8648. Improvements on Sash Pulleys.***(Perfectionnements aux poulies de croisées.)*

Benjamin D. Washburn, Boston, (Assignee of Henry A. Wilbur, Somerville,) Mass., U.S., 12th April, 1878, for 5 years.

*Claim.*—1st. Securing the plates B B of the pulley casing to the face plate A, by means of a strip G cut from the centre of the face plate and bent over the edges of the casing; 2nd. The strip E cut from the centre of the face plate and attached to a rivet F, connecting the two sides of the casing together; 3rd. Connecting the sides B B of the casing to the face plate A by means of the rivets a a; 4th. The combination with the pulley C, composed of the two metal plates or disks of the interposed block D.

**No. 8649. Improvements on Ozone Machines.***(Perfectionnements aux machines à ozone.)*

Amos W. Sangster and Edward M. Jewett, Buffalo, N. Y., U. S., 12th April, 1878, for 5 years.

*Claim.*—1st. The combination of the dome A, frame J and a float for supporting the phosphorus; 2nd. The combination of the dome A, springs B D E, and vessel C, for the purpose of holding the dome vertically and retaining it at one point; 3rd. The combination of the dome A, vessel C, float G, phosphorus K, and the interposed frame J; 4th. A glass dome A, provided with an inwardly projecting flange F.

**No. 8650. Improvement on Stoves, &c.***(Perfectionnement des poêles, etc.)*

James B. Andrews, Jersey, N. J., U. S., 12th April, 1878, for 5 years.

*Claim.*—The suction blower with vanes having their forward ends bent and rear ends curved, the whole mounted and secured to the shaft.

**No. 8651. Improvements in Straw-Carriers.***(Perfectionnements dans les claies à paille.)*

Freedom G. Shepard, Battle Creek, Mich., U. S., 12th April, 1878, for 5 years.

*Claim.*—1st. A straw-stacker for threshing-machines made in sections hinged together and provided with pins, studs, or their equivalent, near the point of hinging; 2nd. The hinged sections of a straw-stacker, provided with pins or studs b b or their equivalent, arranged on opposite sides of the pivots of the hinges, and in close proximity therewith; 3rd. The straw-stacker formed of hinged sections, and provided with pins, studs, or their equivalents, near the point of hinging, in combination with the rope or cord attached to said carrier at a point beyond the hinge or pivot; 4th. The straw-stacker formed of the hinged sections, and provided with the pins, studs, or their equivalent, and the cord, in combination with the windlass.

**No. 8652. Improvements in the Application of Pneumatic, Hydraulic, or Steam Pressure.***(Perfectionnements dans l'application de la pression pneumatique, hydraulique ou de vapeur.)*

John W. Hyatt, Newark, N. J., U. S., 12th April, 1878, for 15 years.

*Claim.*—The flexible chambers composed of elastic metal plates connected alternately centrally and circumferentially.

**No. 8653. Improvements on Bed Bottoms.***(Perfectionnements aux fonds de lits.)*

Norton Adams and Lorenzo D. Mott, Ottawa, Ont., 12th April, 1878, for 5 years.

*Claim.*—1st. The slot C, cross-slot F<sub>1</sub>, slot or opening D, screw B and tightening screw K combined together as a compound bed-slat; 2nd. The compound slot X with tin plates G, washers H, hinges L, cord M, support I and notches J.

**No. 8654. Improvements on Ventilators.***(Perfectionnements aux ventilateurs.)*

James E. Ellison, Leeds, Eng., 12th April, 1878, for 5 years.

*Claim.*—1st. The form of aperture for an air inlet larger in the inside than on the outside, with a tapering connection between; 2nd. The intermediate chamber for the equalizing of the temperature.

**No. 8655. Torch for Lighting Gas.***(Flambeau pour allumer le gaz.)*

William W. Batchelder, New York, U.S., 12th April, 1878, for 5 years.

*Claim.*—1st. A gas torch provided with mechanism operated automatically to withdraw the tape or primer from the magazine and feed and ignite the same by the reaction of a spring operated by means of a cord, wire or chain extending down the interior of the tube of the torch to an operating lever; 2nd. A gas torch having the magazine located upon the same side of the bend as the handle thereof, whereby all injury to the globe or shade is avoided in the use of the instrument, and all danger of the magazine becoming heated and the contents ignited is obviated; 3rd. The combination in a gas torch, of the tubular extension C and tubular section E, riding thereon and operated by means of a spring and a chain, cord or wire extending to a lever near the handle, with the springs H and I and number K, whereby the tape or primer is withdrawn from the magazine and fed forward and ignited; 4th. In combination with the tube A, the longitudinal partition therein dividing the same into two compartments for the passage of the operating wire and the tape or primer, forming a flat guide for the latter; 5th. In combination with the tape or primer, a fastening device for securing the end of the same within the magazine to prevent the tape from being wholly withdrawn therefrom in order to provide for the attachment of a fresh tape or primer; 6th. A portable percussion torch for lightening gas, constructed and arranged to operate as described.

**No. 8656. Music Transposing Board.***(Transpositeur musical.)*

Laing Anderson, Corseley, Ont., 18th April, 1878, for 5 years.

*Claim.*—1st. A musical transposing board with staff lines, having notated letters or characters attached to the ends of wires operated by a key-board; 2nd. In combination with a transposing board having notated characters operated by wires, a plate J and scale L operating slidably; 3rd. The combination with a transposing board having notated characters operated by wires, of a slide J for holding the transposing scale L, and a bell or gong G tuned to operate as set forth.

**No. 8657. Improvements on Harrows.***(Perfectionnements aux herbes.)*

John McKenzie, East Missouri, Ont., 18th April, 1878, (Extension of Patent No. 2256,) for 5 years.

**No. 8658. Process for Treating the Metal of Old Car Wheels.***(Procédé de traitement du métal des vieilles roues de wagons.)*

George W. Swett, Troy, N. Y., U. S., 24th April, 1878, for 5 years.

*Claim.*—In melting the metal in a reverberatory furnace by means of a carbonizing flame until a highly heated state of liquidity is obtained, and in sequence the application of a decarbonizing flame to the extent described, and the subsequent addition of speigle Tranklenite, or number one or number two iron, in the proportions named.

**No. 8659. Combined Rein and Whip-holder.***(Accroche-garde et porte-fouet combinés.)*

John Johnston, Iona, and Mark Silcox, Dutton, Ont., 24th April, 1878, for 5 years.

**Claim.**—The combination of the standard A, the holder E, together with the tooth plate D.**No. 8660. Improvements on Waggon Brakes.***(Perfectionnements aux freins des wagons.)*

Alfred Hart and Desmond P. Hopkins, San-Marco, Texas, U. S., 24th April, 1878, for 5 years.

**Claim.**—The movable waggon body A, the longitudinally adjustable perch C, cranked shaft H, curving shoes G, pivoted supporting arms A, connecting rods E, and a suitable locking device applied to one of said arms, and the waggon body, in combination with the front and rear bolsters F E, front and rear hounds, and running gear.**No. 8661. Improvements in Flying Machines.***(Perfectionnements aux machines volantes.)*

James J. Pennington, Henryville, Ten., U. S., 24th April, 1878, for 5 years.

**Claim.**—1st. The combination of a movable casing B, having air-conduits F and an air-discharge or blast tube C, with a revolving fan E and supporting frame A; 2nd. The gate H, in combination with the discharge nozzle C having the fan-shaped end.**No. 8662. Improvements in Sewing Machines.***(Perfectionnements dans les machines à coudre.)*

Joseph M. Cook, New York, (Assignee of George E. Hart, Newark, N. J.) U. S., 24th April, 1878, for 5 years.

**Claim.**—1st. The combination with a fixed bracket, of the presser foot carrying a fixed laying hub and loop carrier with a vertical shaft operated by a projection upon the needle bar of a sewing machine, and transmitting rotary reciprocating motion to the loop carrier; 2nd. In combination with the presser foot A, carrying the bracket C and the fixed laying hub B, and loop carrier C the spirally grooved shaft F, adapted to be operated by a projection upon the needle-bar of a sewing machine, and the gears D and E.**No. 8663. Improvements in Door Hangers.***(Perfectionnements dans les ferrures des portes.)*

Warren E. Warner, Syracuse, N. Y., U. S., 24th April, 1878, for 5 years.

**Claim.**—1st. A hanger having a suspension device for suspending the door by the edges attached in the manner specified; 2nd. The adjustable hanger consisting of the compound roller carriages connected by a rod D; 3rd. The suspending rods S, attached to the roller frame, provided with the friction roller R and an adjustable device; 4th. In combination with the plate O, the drop stop O, its range of motion being limited by the pins I I, the device being adapted to be fastened on the inner edge of a door to prevent it running out too far.**No. 8664. Improvements on Carriage Seats.***(Perfectionnements aux sièges des voitures.)*

Pierre U. Tétu, St. Pudentienne, Que., 24th April, 1878, for 5 years.

**Résumé.**—Le ressort, l'écrou, le brocho de fer servant de bras, la poutre et la ferrure dans laquelle passe le bras, comprenant les figures ABCDE.**No. 8665. Apparatus for Controlling Gas.***(Appareil à contrôler le gaz.)*

George Weston, Sheffield, Eng., 24th April, 1878, for 5 years.

**Claim.**—1st. The diaphragm e and valve g, in combination with the casing consisting of the discs A f having the inlet e, outlet d and tube h; 2nd. The combination of the casing A; having the inlet i and outlet k, the valve l, spring lever m and adjusting screw r; 3rd. The rubber discs v w, ring q and adjusting screw b, in combination with the valve v; 4th. The combination of the casing C, having the inlet e, outlet d, and liquid chamber e, the tube q and float f; 5th. The combination of the chamber D, having mercury filled recess h, inlet i and outlet j, the cup-shaped valve i and air supply pipe m; 6th. The combination of the diaphragm i, lever r and flexible tube n; 7th. The combination of the electro magnet s, having the armature h, the valve g and diaphragm e; 8th. The electro magnet n, having the armature n, in combination with the flexible tube k; 9th. The protected igniting burner and the burner B, in combination with a device for controlling the flow of gas to the said burner B.**No. 8666. Improvements on Postage Stamps.***(Perfectionnements aux timbres-poste.)*

James Sangster, Robert Dunbar and George H. Dunbar, Buffalo, N. Y., U. S., 24th April, 1878, for 5 years.

**Claim.**—1st. Postage or other stamp having the ink composing the stamp design more easily removable in the treated portions A than in the untreated portions of the stamp; 2nd. A postage or other stamp treated with an alkali or its equivalent, whereby the encircling ink, when put on, becomes indelible in the portions so treated.**No. 8667. Improvements on Hay Knives.***(Perfectionnements aux couteaux à foin.)*

John Grainger, Dunbarton, Ont., 24th April, 1878, for 5 years.

**Claim.**—The combination of the handle D, shank B, foot bar C and blade A.**No. 8668. Improvements in Bridge Building.***(Perfectionnements dans la construction des ponts.)*

Edward Wasell, Digby, N. S., 24th April, 1878, for 5 years.

**Claim.**—1st. The combination of the sheath-like casting F, the rails or bars acting as chords or posts K and J and fastened together; 2nd. The combination of the sheath-like castings A and C, the rails K and I, the

cables A E D B D E C and the pin P fastened together; 3rd. The combination of the castings E D and B, having grooved, or semi-circular, or curved beds H and ears, or lugs b, with the posts I, the chords J and the chains, ropes or cables A E D B D E C.

**No. 8669. Process for Drying and Preserving.***(Procédé pour sécher et conserver.)*

Andrew J. Chase, Boston, Mass., U. S., 24th April, 1878, for 5 years.

**Claim.**—The process for drying and preserving, consisting of passing it through a cooling receptacle, after which it is passed through a moisture-absorbing material and finally rarefied and expanded by means of heat previous to its entering the preserving room.**No. 8670. Machine for Drawing Wire.***(Machine à dégrossir le fil métallique.)*

Charles D. Rogers, Providence, R. I., U. S., 24th April, 1878, for 15 years.

**Claim.**—1st. The combination with the drum and the draw plate, of stopping mechanism, whereby when the wire breaks between the draw plate and drum, the latter will be prevented from revolving; 2nd. The combination with the drum and its driving shaft, of stopping mechanism controlled by a reel standard, whereby when the reel standard is unduly displaced from its proper position the drum will be stopped; 3rd. The combination with the drum of a wire drawing machine, of a presser for preventing the wire from recoiling; 4th. In combination with a drum in a wire drawing machine and stopping mechanism, of a presser whereby, when the drum is stopped the presser is caused to engage with the wire coiled on the drum; 5th. The combination with the driving shaft, the drum and its connecting clutch, of a disc on the shaft, its latch, a spring slide controlled either by a die plate or reel standard, or both a sleeve provided with inclined planes, loosely mounted on the shaft, and a cross head for lifting the drum.**No. 8671. Improvements in Picture Frames.***(Perfectionnements aux cadres d'images.)*

Sylvester C. Bigford, Toronto, Ont., 24th April, 1878, for 5 years.

**Claim.**—A moulding for picture and other frames constructed with the member B, which member is cut from the solid wood of moulding forming an integral portion thereof, and serving the purpose of a retaining strap for the glass, &c., and an inner margin to the frame.**No. 8672. Improvement on Stump Machines.***(Perfectionnement des arrache-souches.)*

James W. Anderson and Charles P. Anderson, Elora, Ont., 24th April, 1878, for 5 years.

**Claim.**—1st. The combination of the grab iron I with the lower chain K and pocket wheel H; 2nd. The combination of the pall A, and trap weight B; 3rd. The combination of the driving wheel D, the driving chain P and the friction pulleys T T.**No. 8673. Improvements on Saw-mill Carriages.***(Perfectionnements aux charriots de scieries.)*

Robert McGuire, Clatham, N. B., 24th April, 1878, for 5 years.

**Claim.**—In combination with an endless rope revolving below the carriage way, a truck C, having one or more frames Q, constructed with clamp blocks R, sliding frame S, having block T and operated by a lever V, for clamping the rope P.**No. 8674. Process for making Pails from Pulp.***(Procédé pour faire des seaux de pulpe.)*

Ezra B. Eddy, Hull, Que., (Assignee of Eber Hubbard, Medina, N. Y., U. S.,) 24th April, 1878, for 5 years.

**Claim.**—1st. The combination of the conical form E with the flaring nozzle G, placed thereon and forming the shoulder at the junction; 2nd. The combination at the conical form E with the flaring ring G, in combination with a series of exterior compressible staves B; 3rd. The combination of the compressible staves B and the retracting spring b, connected thereto; 4th. The combination of the bed A, with post H, staves B, rings C, inner former E G, cover I and key J.**No. 8675. Improvements on Holdbacks and Trace Detachers.***(Perfectionnements aux raygots de limonnières et aux crochets de palaniers.)*

Almon B. Roberts, Brooks, Me., U. S., 25th April, 1878, for 5 years.

**Claim.**—1st. The base plate A formed with the recess a, boss b, hole d ears e e, with slot between them, in combination with the hook B, with the arm B, the latch C, with head C, and the spring D; 2nd. The combination of the recess perforated and slotted base-plate A, having boss b and ears e e, the hook B with arm B and tenon h, the latch C with head C and the spring D; 3rd. In combination with the whistle-tree A, the rotary detacher C, constructed with central projection A, formed or arranged to rest and bear on the top of the whistle-tree, while the traces are drawing upon the quadrantal hooks b<sub>2</sub> b<sub>2</sub>; 4th. In combination with the cross-bar B, the whistle-tree A, and the rotary detacher C, constructed and applied as described, the holding spring D, fixed to the cross-bar and arranged with the bow a.**No. 8676. Improvements on Lawn Mowers.***(Perfectionnements aux faucheuses à bras.)*

William J. Lloyd, William W. Supplee and Coates Walton, Philadelphia, Pa., U. S., 25th April, 1878, for 5 years.

**Claim.**—1st. The sectional ratchet caps fitted to the driving shaft; 2nd. The driving shaft constructed of tubular form and clutched to one of the wheels of the gearing of the rotary cutter; 3rd. The tubular driving shaft with an inclosed stay-rod; 4th. The bearings of the cutter-shaft formed with movable caps which are jointed to the stationary portions and provided with screws, so as to be adjusted in right lines and axially; 5th. The great box

formed in sections of equal or nearly equal parts 6th The stationary knife mounted on bosses through which the holding screws or bolts are passed; 7th. The rotary cutter formed with transversely extending lugs; 8th. The handle attached to the side plates or frame by means of lugs with overlapping portions; 9th. The combination of sectional ratchet caps, driving wheels, tubular shaft, sectional gear box and cutters; 10th. The combination with the side plates or frame of adjustable caps for the shaft of the rotary-cutter and bosses for the stationary cutter

**No. 8677. Improvement on Piston Packing.**  
(*Perfectionnement des garnitures de pistons*)

Archelaus V. Stewart and Herman B. Wells, Cincinnati, Ohio, U. S., 25th April, 1878, for 5 years.

Claim.—A packing ring and lubricating compound composed of slippery elm or other equivalent vegetable substance, and material for absorbing the former material, and holding the same in proper contact with the parts to be packed and lubricated

**No. 8678. Improvements on Bolt-cutters.**  
(*Perfectionnements aux cisailles à boulons*)

William McDavid, Stratroy, Ont., 25th April, 1878, for 5 years.

Claim.—The solid frame A with bevelled edge c, in combination with the cutting bar C handles D and enclosing plates E

**No. 8679. Improvements on School Desks.**  
(*Perfectionnements aux pupitres d'écoles*)

Edward G. Durant, Racine, Wis., U. S., 25th April, 1878, for 5 years.

Claim.—1st. The combination, in a seat or similar article of furniture, of a sustaining arm, or standard provided with lugs, a series of wooden slats applied to said arm and a pin or pins passing through the slats and lugs to hold the former in place; 2nd. The combination of the metal arm A provided with lugs C the slats B and the fastening pin or wire D; 3rd. A cast metal arm or standard A, for seats or similar articles of furniture, provided with lugs C which admit adapt it to receive wooden slats and the fastening pin or wire.

**No. 8680. Improvements in Cooking Stoves.**  
(*Perfectionnements dans les poêles de cuisine*)

James M. Spencer, Great-Village, N.S., 25th April, 1878, for 5 years.

Claim.—1st. In combination with a soft coal or wood burning stove, having an elevated oven, the deep ash pit c r containing ash pan a a, a hanging bale or handle h h; 2nd. The combination and construction of back lugs to stoves, constructed in three triangular pieces, cut by lines c c c having deep ribs R R R.

**No. 8681. Improvements on Horse Shoes.**  
(*Perfectionnements aux fers à cheval*)

George E. Pierce, Colchester, Ont., 25th April, 1878, for 5 years.

Claim.—The combination of the plate a flange b, band c, bolt d and log washer e.

**No. 8682. Improvements in Hay Rakes.**  
(*Perfectionnements dans les râteliers à foin*)

Charles Lundy, Newmarket, Ont., 25th April, 1878, for 5 years.

Claim.—1st The hollow axle tree A with journals L L, upon which the wheels F F revolve in combination with the dump rod D D, connected to each of the wheels F F, and having friction pulleys C C keyed to them; 2nd. The friction band I attached to the pin J, fitting around the friction pulleys C C and connected to the arm K, in combination with the spindle L, arm N and grooved semi-circular lever P, operated by the foot lever O, through the rod P, 3rd. The arm N, pivoted upon the spindle L, and provided with a roller B resting on the lever P, in combination with the notched quadrant M, keyed to the spindle L.

**No. 8683. Improvement on Washing Machines.**  
(*Perfectionnement des machines à laver*)

Albert R. Fowler, Rochester, N. Y., U. S., 25th April, 1878, for 5 years.

Claim.—1st The combination with the standard B B, of the bevel piece c attached to the foot of one of the standards, the socketed block d attached to the bottom of the tub and receiving said bevel piece the curved piece f on the opposite standard resting against the tub, and the loose locking piece g inserted in the space between the standard and the tub above the block d; 2nd The combination with the fluted roller E and the pressing rollers G G, of the bearing plates K K, provided with sockets to receive the journals of the pressing rollers constructed with the brick runs a, resting over the tops of the standards, the thin flanges p extending down between the roller and the standards, and connected by springs s s with the plates t t t, 3rd. The combination with the fluted roller E, of the rubber packing rings k k, resting in grooves at the end of the roller and the covering caps l l serving as clamps to tighten the rings in place; 4th. The combination of the sealing plate K provided with oval lug c, and the bearing I provided with one set n, said bearing I being attached to the top of the standard, and the slot allowing a rocking motion of the lug c thereon.

**No. 8684. Improvement on Fruit Dryers.**  
(*Perfectionnement des séchoirs à fruits*)

William S. Plummer, Portland, Oregon, U. S., 25th April, 1878, for 5 years.

Claim.—The combination of the box N, drum P, pipes Q and coil S, with the lower case A, provided with the lining B, pipes C, and holes D, the continuous platform F, the upper case H, provided with the posts I, the slides J, the doors L, and the cover M

**No. 8685. Mode of Lacing Boots and Shoes.**  
(*Mode de lacer les chaussures*)

Nathaniel Evans, Boston, Mass., U. S., 25th April, 1878, for 5 years.

Claim.—A shoe provided with lace holes along the two edges of the opening, one set of holes being coincident with the other set, together with an auxiliary hole at one side, all adapted to receive a lacing.

List of Patents issued up to 21st May, 1878, but not yet Officially published in the Patent Office Record.

- No. 8686. J. H. Palmer Lodi Wis., U. S. A., "Wind Mill," 25th April, 1878.
- No. 8687. S. Bair, Spencerville, Ind., U. S. A., "Churn," 25th April, 1878.
- No. 8688. O. Williamson, Covington, Ohio, U. S. A., "Picture Exhibitor," 25th April, 1878.
- No. 8689. J. Smith, Hamilton, Ont., "Pruning Knife," 25th April, 1877.
- No. 8690. B. P. Morrison, Abingdon, Virginia, U. S. A., "Thill Coupling," 25th April, 1878.
- No. 8691. F. Clark, Springfield, Mo., U. S. A., "Saw Guide," 25th April, 1878.
- No. 8692. C. Ryan, Montreal, Que., "Pots for Hot Air and Hot Water Furnaces Combined," 25th April, 1878.
- No. 8693. W. H. Radden, Toronto, Ont., "Marking Pots," 25th April, 1878.
- No. 8694. P. H. Lindsey, Lockport, N. Y., U. S. A., "Buggy Top Adjuster," 25th April, 1878.
- No. 8695. G. W. Staker, Monroe, Iowa, U. S. A., "Apparatus for Rescuing Goods from Fire," 25th April, 1878.
- No. 8696. W. H. Doane and G. W. Bugbee, Cincinnati, Ohio, U. S. A., "Blind Stile Boring and Mortising Machine," 25th April, 1878.
- No. 8697. D. B. McRae, Bay City Mich., U. S. A., "Circular Saw," 25th April, 1878.
- No. 8698. Jas. F. McCoy and A. Tyler, Ayer's Flat, Que., "Freight Car Coupler," 29th April, 1878.
- No. 8699. Godfrey Moreau, Victoriaville, Que., "Reservoir or Tank," 30th April, 1878.
- No. 8700. J. N. Coltin and G. Whitefield Bond Biddeford, Me., U. S. A., "Bearers for Harness Collars and Breeching," 30th April, 1878.
- No. 8701. Jas. Wylie Bowmanville, Ont., "Process and Apparatus for Bread Making," 30th April, 1878.

- No. 8702. E. T. Gemert, New York, U. S. A., "Drying Kiln," 30th April, 1878.
- No. 8703. S. Rich, Boston, Mass., U. S. A., "Method of Preserving Cured Fish and Potatoes," 30th April, 1878.
- No. 8704. F. and C. Watkins, Woodstock, Ont., "Pump," 30th April, 1878.
- No. 8705. M. A. Keller, Fremont, Ohio, U. S. A., "Grain Raking and Binding Machine," 30th April, 1878.
- No. 8706. F. J. T. Dixon, St. Alphonse, Que., "Animal Power for Churns, &c.," 30th April, 1878.
- No. 8707. W. E. Henderson, Winona, Minn., U. S. A., "Furnace," 30th April, 1878.
- No. 8708. C. and B. H. Dusenbury, New York, U. S. A., "Apparatus for Casting Metal," 30th April, 1878.
- No. 8709. J. F. Allen, Brooklyn, N. Y., U. S. A., "Riveting Holding-on Bar," 30th April, 1878.
- No. 8710. Jno. A. McMartin, Montreal, Que., "Pump," 30th April, 1878.
- No. 8711. R. H. McQuoid, Frankford, Ont., "Hay Press," 30th April, 1878.
- No. 8712. W. E. Nickerson, Somerville, Mass., U. S. A., "Circular Saw Making Machine," 30th April, 1878.
- No. 8713. R. Strange, Point Edward, Ont., "Instrument for Curing Piles," 30th April, 1878.
- No. 8714. Jno. Mos., New York, Jno. H. Smith and G. J. Hill, Buffalo, N. Y., U. S. A., "Cash Recording Machine," 30th April, 1878.
- No. 8715. W. S. Plummer, Portland, Oregon, U. S. A., "Fruit Drier," 30th April, 1878.
- No. 8716. H. E. Thompson Jr., Pittsfield Mass., U. S. A., "Temporary Binders," 30th April, 1878.
- No. 8717. J. Chittock, Cleveland, Ohio, U. S. A., "Transparent Burial Casket," 30th April, 1878.

- No. 8718. E. T. Gennert, New York, U.S.A., "Evaporating Pan," 30th April, 1878.
- No. 8719. Jas. M. Lusater, Manchester, Ten., U.S.A., "Fish Trap and Bucket Combined," 30th April, 1878.
- No. 8720. B. Holly, Lockport, New York, U.S.A., "Street Pipes for Supplying Large Districts with Heat for Warming Buildings," 30th April, 1878.
- No. 8721. Jno. Kinleyside, M. Wilson and C. Schoonmaker, Hamilton, Ont., "Gardening Implement," 30th April, 1878.
- No. 8722. W. H. Doane and G. W. Bugbee, Cincinnati, Ohio, U.S.A., "Band Saw," 30th April, 1878.
- No. 8723. H. K. Flugler, (Assignee of R. R. Atchison), Boston, Mass., U.S.A., "Engraving, Cutting and Chasing Machine," 30th April, 1878.
- No. 8724. M. G. Field and Jas. Finigan, Syracuse, N.Y., U.S.A., "Apparatus for Constructing Sewers, &c.," 30th April, 1878.
- No. 8725. B. Holly, Lockport, N.Y., U.S.A., "Steam Generator for Warming Buildings, &c.," 30th April, 1878.
- No. 8726. G. H. and Jno. F. Kitchon, Rye, and F. McLewee, New York, (Assignees of Jno. R. Scattergood, New Jersey), U.S.A., "Gas Lighter," 30th April, 1878.
- No. 8727. F. M. Sheppard, New York, (Assignee of B. B. Douglass, Newark), U.S.A., "Garden Hose Reel," 30th April, 1878.
- No. 8728. B. French, Rochester, N.Y., U.S.A., "Lubricating Compound," 30th April, 1878.
- No. 8729. H. Ransford, Brighton, Eng., "Brine Evaporator," 30th April, 1878.
- No. 8730. R. Moore, Kingsville, Ont., "Fruit Drier," 30th April, 1878.
- No. 8731. I. Davis, St. Paul, Min., U.S.A., "Tobacco Pipe," 30th April, 1878.
- No. 8732. W.W. Kitchen, Grimsby, Ont., "Calendar," 30th April, 1878.
- No. 8733. B. Holly, Lockport, N.Y., U.S.A., "Meter Valves of Apparatus for Warming Buildings," 30th April, 1878.
- No. 8734. F. W. Brooks, New York, U.S.A., "Postal Card," 30th April, 1878.
- No. 8735. W. Shaw, Kingman, Me., U.S.A., "Bark Cutting Machine," 30th April, 1878.
- No. 8736. H. C. Goodrich, Chicago, Ill., U.S.A., "Slates," 30th April, 1878.
- No. 8737. J. Russell, Newark, and J. J. Reimer and C. E. Moller, Hoboken, N.J., U.S.A., "Horse Shoe," 30th April, 1878.
- No. 8738. S. T. F. Turnbull and C. N. Armstrong, Montreal, Que., (Assignees of E. Grivel, Paris, France), "Compressed Lamp," 2nd May, 1878.
- No. 8739. W. McKenzie, New York, U.S.A., "Improvement in the Manufacture of Tubing," 2nd May, 1878.
- No. 8740. P. Fitzgibbons, Oswego, N.Y., U.S.A., "Steam Boiler," 2nd May, 1878.
- No. 8741. Jno. B. Fayette, Oswego, N.Y., U.S.A., "Lifting Jack," 2nd May, 1878.
- No. 8742. J. Roberts, Leon, Iowa, U.S.A., "Boot Jack," 2nd May, 1878.
- No. 8743. E. C. Jones, Warrenburg, Miss., U.S.A., "Invalid Chair," 2nd May, 1878.
- No. 8744. G. Royal, Truexo, Cal., U.S.A., "Device for Cleaning Switches," 2nd May, 1878.
- No. 8745. H.W. King, Alden, N.Y., U.S.A., "Barrel Trussing Machine," 2nd May, 1878.
- No. 8746. J. Brown, Malahide, Ont., "Threshing Attachment to Grain Thrashers," (Extension of Patent No. 7546,) 2nd May, 1878.
- No. 8747. J. Brown, Malahide, Ont., "Threshing Attachment to Grain Thrashers," (Extension of Patent No. 7546,) 3rd May, 1878.
- No. 8748. G. W. Ainsworth, Montpelier, Vt., U.S.A., "Clothes Drier," (Extension of Patent No. 2315,) 4th May, 1878.
- No. 8749. E. W. Lee, Stanstead, Que., "Sap Pan Elevator and Car," (Extension of Patent No. 2332,) 6th May, 1878.
- No. 8750. T. H. Risden and W. W. Tyler, Mount Holly, N. J., U.S.A., "Turbine Wheel," 7th May, 1878.
- No. 8751. T. S. Brown and J. P. Adriance, Poughkeepsie, N. Y., U.S.A., "Harvester," 7th May, 1878.
- No. 8752. J. S. Kemp, Magog, Que., and W. McK. Burpee, Derby, Vt., U.S.A., "Manure Spreading Machine," 7th May, 1878.
- No. 8753. H. Woodman, Saco, Me., U.S.A., "Positive Motion Loom," 7th May, 1878.
- No. 8754. C. Fockler, Dubuque, Iowa, U.S.A., "Vehicle Top," 7th May, 1878.
- No. 8755. G. J. Kantz, Emporium, Pa., U.S.A., "Circular Sawing Machine," 7th May, 1878.
- No. 8756. G. P. Sheffield, Ontario, N.Y., U.S.A., and G. W. McKee, Brooklyn, N.Y., U.S.A., "Stove," 7th May, 1878.
- No. 8757. W. W. Butcher, London, Ont., "Swinging Baby's Chair," (Extension of Patent No. 2312,) 8th May, 1878.
- No. 8758. A. J. Alexander, J. T. Davis and J. T. Scofield, "Furnace Grate," (Extension of Patent No. 2349,) 9th May, 1878.
- No. 8759. C. T. Cliff and A. Shaw, Hespeler, Ont., "Ribbing Attachment for Circular Knitting Machines," 11th May, 1878.
- No. 8760. W. S. Buston, Uxbridge, Ont., "Door Saddle," 13th May, 1878.
- No. 8761. G. Dollamy, Newtonville, Ont., "Running Gear," 13th May, 1878.
- No. 8762. W. W. Lang, Toronto, Ont., "Abdomino Uterine Supporters," 13th May, 1878.
- No. 8763. R. C. Barnes, London, Ont., "Base-Ball and Cricket Bat," 13th May, 1878.
- No. 8764. C. H. McCaw and T. Brown, Port Perry, Ont., "Stove," 13th May, 1878.
- No. 8765. F. Hacknell, New Orleans, La., U.S.A., "Cigar Machine," 13th May, 1878.
- No. 8766. F. Hacknell, New Orleans, La., U.S.A., "Cigar Wrapper Cutter," 13th May, 1878.
- No. 8767. D. MacKinnon, Lucknow, Ont., "Whiffletree," 13th May, 1878.
- No. 8768. E. T. Booth and D. J. Esser, Manch-Chunk, Pa., U.S.A., "Gas Purifier and Regulator," 13th May, 1878.
- No. 8769. J. Muirhead, Jr., Westminster, Eng., "Electric Telegraph," 13th May, 1878.
- No. 8770. H. Hutchins, Minneapolis, Min., U.S.A., "Washing Machine," 13th May, 1878.
- No. 8771. J. J. Bonney, Fulton, N. Y., U.S.A., "Feather Renovator," 13th May, 1878.
- No. 8772. J. M. Palmer, Cambridge, Mass., U.S.A., and C. A. Shaw, Salem, Mass., U.S.A., "Loom Shuttle," 13th May, 1878.
- No. 8773. B. P. Snider, Bertie, Ont., "Plough Coulter," 13th May, 1878.
- No. 8774. J. Léveillé, Montreal, Que., "Sounding Machine," 13th May, 1878.
- No. 8775. E. T. Gennert, New York, U.S.A., "Improvement in Extracting Sugar from Vegetable Substances," 13th May, 1878.
- No. 8776. G. L. Witsil, Philadelphia, Pa., U.S.A., "Table Game," 13th May, 1878.
- No. 8777. B. Armstrong, St. George, Ont., "Washing and Wringing Machine," 13th May, 1878.
- No. 8778. J. L. Bogert, Flushing, N.Y., U.S.A., "Feed Water Heater," 13th May, 1878.
- No. 8779. T. Walsh, Montreal, Que., "Meter Indicator," 13th May, 1878.
- No. 8780. J. E. Smith, Shilok, Ohio, U.S.A., "Grain Separator," 13th May, 1878.
- No. 8781. W. Stafford, Montreal, Que., "Sink and Stench Trap," 13th May, 1878.
- No. 8782. T. DeWitt, Ridgetown, Ont., "Washing Machine," 13th May, 1878.
- No. 8783. R. McDonald, Belgrave, Ont., "Water Gauge," 13th May, 1878.
- No. 8784. R. T. Osgood, Orland, Me., U.S.A., "Jib-Sheet Traveler Clutches," 13th May, 1878.
- No. 8785. J. Milne, Hamilton, Ont., "Stop-Cock Box," 13th May, 1878.
- No. 8786. D. H. Campbell, Pawtucket, R.I., U.S.A., "Sewing Machine," 13th May, 1878.
- No. 8787. J. Beard, Franklin, Ind., U.S.A., "Fire Kindling Apparatus," 13th May, 1878.
- No. 8788. R. Brayton, D. June and O. S. French, Fremont, Ohio, U.S.A., "Spark Arrester," 15th May, 1878.
- No. 8789. R. H. Dewar, Stoney-Creek, Ont., "Cultivator," 16th May, 1878.
- No. 8790. J. S. Hulett, Napanee, Ont., "Machine for, and Process of, Colouring, Building up and Retouching Photographic Pictures to the Concave Surface of Convex Glasses for Mounting," 16th May, 1878.
- No. 8791. S. H. Stockton, St. John, N.B., "Anchor," 16th May, 1878.
- No. 8792. T. W. Williams, Sranseca, Glamorgan Co., Wales, Great Britain, "Furnace," 16th May, 1878.
- No. 8793. N. Nilson, Minneapolis, Min., U.S.A., "Rotary Engine," 16th May, 1878.
- No. 8794. J. Brown, Aylmer, Ont., "Grain and Clover Thrasher," 16th May, 1878.
- No. 8795. B. P. Bower, Cleveland, Ohio, U.S.A., "Sewer Trap," 16th May, 1878.
- No. 8796. L. V. Sikes, (Assignee of T. F. Brown,) East Otto, N.Y., U.S.A., "Portable Cider Mill," 16th May, 1878.
- No. 8797. C. F. Trout, Boston, Mass., U.S.A., "Coin Envelope," 16th May, 1878.
- No. 8798. J. Lay, Olmstead Falls, Ohio, U.S.A., "Broom," 16th May, 1878.
- No. 8799. A. D. Cable and W. L. Thompson, Montreal, Que., "Bench," 16th May, 1878.
- No. 8800. C. C. Richmond, Boston, Mass., U.S.A., "Lamp Burner," 20th May, 1878.
- No. 8801. S. Smith, East Bridgewater, Pa., U.S.A., "Stove and Furnace Grate," (Extension of Patent No. 2960,) 20th May, 1878.
- No. 8802. "The Self-Adjusting Millstone Co." (Assignee of W. M. Woodbury and G. W. Baker, Rochester, Min., U.S.A.) "Elastic Self-Adjusting Mill-Stone Setting," (Extension of Patent No. 6339,) 20th May, 1878.
- No. 8803. "The Self-Adjusting Millstone Co." (Assignee of W. M. Woodbury and G. W. Baker, Rochester, Min., U.S.A.) "Elastic Self-Adjusting Mill-Stone Setting," (Extension of Patent No. 6339,) 21st May, 1878.
- No. 8804. E. E. Carpenter, J. C. Porter, V. A. Rice and M. J. Porter, Olmstead Falls, Ohio, U.S.A., "Broom," 21st May, 1878.



INDEX OF INVENTIONS.

Axle skelns, S. V. King.....	8645
Bed bottoms, C. E. Brown .....	8631 8632
"    N. Adams et al .....	8653
Bolt cutters, W. McDade.....	8678
Boots and shoes, lacing, N. Evans .....	8685
Brakes, waggon, A. Hart et al.....	8660
Bridge building, E. Wasell .....	8668
Buggy tops, J. H. Tackaberry.....	8642
Carriage seats, P. U. T6tu.....	8664
"    shaft, G. B. Stock .....	8623
"    tops, J. H. Tackaberry .....	8642
Cars, railway, F. C. L. G. Susemihl.....	8638
Catch spring, J. H. Trickey.....	8633
Couplings for shaftings, J. Charlton.....	8628
Cow stanchions, S. B. Ferguson .....	8609
Dampers, S. Selden et al.....	8610
Desks, cabinet, J. A. Moore .....	8644
"    school, E. G. Durant.....	8679
Dishes, washing, E. S. Hampton.....	8626
Door bolt, W. Burtis .....	8607
"    hangers, W. E. Warner .....	8663
Dryers, fruit, W. S. Plummer.....	8684
Drying and preserving, A. J. Chase .....	8669
Engines, steam, L. Perkins.....	8621
Flour dressing, G. T. Smith .....	8615, 8616, 8617
"    from middlings, G. T. Smith.....	8619
Flying machines, J. J. Pennington .....	8661
Frames, picture, S. C. Bigford.....	8671
Gas controlling, G. Weston .....	8665
"    lighting, W. W. Batchelder .....	8655
Gates, railway, S. A. Jenks .....	8608
Grinding cutters, E. J. Worcester.....	8630
Harrows, J. McKenzie .....	8657
Hay knives, J. Granger.....	8667
Holdbacks, A. B. Roberts .....	8675
Horse shoes, G. E. Pierce .....	8681
Hydraulic pressure, J. W. Hyatt.....	8652
Ice-creepers, W. F. Dial et al .....	8612
Ironing table, G. W. Williams .....	8646
Journal box lid, F. C. L. G. Susemihl et al .....	8638
Knitting machine, T. Newbigging .....	8647
Knives, hay, J. Granger.....	8667
Medical compounds, D. Manbeck.....	8614
Metal treating, old, G. W. Swett.....	8658
Middlings purifiers, D. Charlesworth .....	8665
Mowers, lawn, W. J. Lloyd et al.....	8676
"    and reapers, E. J. Worcester .....	8630
Music transposing board, L. Anderson .....	8656
Nitro-glycerine apparatus, C. W. Volney.....	8624
Oils, lubricating, C. Johnston.....	8636
Oil box lid, F. C. L. G. Susemihl et al.....	8638
Ozone machines, A. W. Sangster et al.....	8649
Pails from pulp, E. B. Eddy .....	8674
Paint, distemper, G. I. Stevens.....	8641
Piston packing, A. V. Stewart et al .....	8677
"    L. Perkins.....	8621
Pneumatic pressure, J. W. Hyatt.....	8652
Postage stamps, J. Sangster et al.....	8666
Preserving and drying, A. J. Chase .....	8669
Pulleys, sash, B. D. Washburn.....	8648
Pulp, paper, L. C. Bourgeois.....	8613
Pumps, T. Draper.....	8627
Rakes, hay, C. Lundy .....	8682
Reapers and mowers, E. J. Worcester.....	8630
Refrigerators, T. C. Phillips .....	8640
Rein holder, J. Johnston et al.....	8659
Rock cutting, J. D. Brunston.....	8637
Saws, E. M. and A. Boynton.....	8611
Sawmill carriages, R. McGuire.....	8673
Seal bolt, W. Burtis.....	8607
Seats, carriage, P. U. T6tu.....	8664
Seeding machines, C. E. Patric.....	8622
Sewing machines, J. M. Cook .....	8662
"    R. M. Rose.....	8643
Shaft attachment, G. B. Stock .....	8623
Shafting, couplings for, J. Charlton.....	8628
Shingle machines, I. Fr6chet.....	8625
Stamps, postage, J. Saugster et al .....	8666
Stanchions, cow, S. B. Ferguson .....	8609
Steam pressure, J. W. Hyatt.....	8652
Stone securing, J. H. Trickey.....	8633
Straw carriers, F. G. Shepard .....	8651

Stoves, J. B. Andrews.....	8650
"    cooking, J. M. Spencer .....	8680
Stamp machine, J. W. and C. F. Anderson.....	8672
Table, ironing, G. W. Williams.....	8646
Thimble skelns, S. V. King .....	8645
Torch, gas, W. W. Batchelder .....	8655
Trace detachors, A. R. Roberts.....	8675
Ventilators, J. E. Ellison .....	8654
Washing machines, A. R. Fowler .....	8683
"    "    E. S. Hampton .....	8626
"    "    W. H. Sanford.....	8630
"    table, G. W. Williams .....	8646
"    wool, O. Low.....	8620
Wheels, old car, G. W. Swett.....	8658
Whip holder, J. Johnston et al.....	8659
Wire drawing, C. D. Rogers .....	8670
Wringers, clothes, C. E. Haynes .....	8634

INDEX TO PATENTEES.

Adams, N., et al., bed-bottoms.....	8653
Anderson, J. W., and C. F., stump machines.....	8672
"    L., music transposing board.....	8656
Andrews, J. B., stoves .....	8650
Batchelder, W. W., gas lighting .....	8655
Bigford, S. C., picture frames .....	8671
Bourgeois, L. C., paper pulp.....	8613
Boynton, E. M. and A., saws.....	8611
Brown, C. E., bed-bottoms .....	8631 8632
Brunton, J. D., rock cutting.....	8637
Burtis, W., seal bolt.....	8607
Charlesworth, D., middlings purifiers.....	8665
Charlton, J., couplings for shaftings .....	8628
Chase, A. J., drying and preserving .....	8669
Cook, J. M., sewing machines .....	8662
Creelman, K. I., et al., knitting machines.....	8647
Crumph, J. S., et al., dampers .....	8610
Dial, W. F., et al., ice creepers.....	8612
Draper, T., pumps.....	8627
Dunbar, R. and G. H., et al., postage stamps.....	8666
Durant, E. G., school desk.....	8679
Eddy, E. B., pails from pulp.....	8674
Ellison, J. E., ventilators.....	8654
Evans, N., lacing boots and shoes.....	8685
Ferguson, S. B., cow stanchions.....	8609
Fowler, A. R., washing machines.....	8683
Fr6chette, I., shingle machines .....	8625
Genin, F., paper pulp .....	8613
Granger, J., hay knives .....	8667
Griswold, M., et al., dampers.....	8610
Hampton, E. S., washing dishes .....	8626
Hart, A., et al., wagon brakes.....	8660
"    G. E., sewing machines .....	8662
Haynes, C. E., clothes wringers .....	8634
Hewitt, H. H., et al., oil box lid .....	8653
Hopkins, D. P., et al., wagon brakes.....	8660
Hubbard, E., pails from pulp.....	8674
Hyatt, J., steam pressure.....	8652
Jenks, S. A., railway gates .....	8608
Jewett, E. M., ozone machines .....	8649
Johnston, C., lubricating oils.....	8636
"    J., et al., rein-holder.....	8659
Kay, A., et al., knitting machines .....	8617
King, S. V., thimble skelns .....	8645
Lloyd, W. J., et al., lawn mowers.....	8676
Low, O., washing wool.....	8629
Lundy, C., hay rakes.....	8682
McDade, W., bolt cutters.....	8678
McGuire, R., saw-mill carriages.....	8673
McKenzie, J., harrows.....	8657
Manbeck, D., medical compounds.....	8614
Moore, J. A., cabinet desks.....	8644
Mott, L. D., et al., bed bottoms .....	8653
Newbigging, T., et al., knitting machines.....	8647
Packard, L. H., et al., ice-creepers.....	8612
Patric, C. E., seeding machines.....	8622
Pennington, J. J., flying machines.....	8661
Perkins, L., piston packing .....	8621



Phillips, T. C., refrigerators.....	8640	Stewart, A. V., et al., piston packing .....	8677
Pierce, G. E., horse shoes .....	8681	Stock, G. B., shaft attachment.....	8623
Plummer, W. H., fruit dryers.....	8681	Supplee, W. W., et al., lawn mowers.....	8676
Prentice, G. W., grinding cutters.....	8630	Susemihl, F. C. L. G., et al., oil box lid.....	8638
Roberts, A. B., trace detachors.....	8675	Swett, G. W., old car wheels .....	8658
Roger, C. D., wire drawing.....	8670	Tackaberry, J. H., carriage tops.....	8642
Rose, R. M., sowing machines.....	8643	Tatu, P. U., carriage seats.....	8661
Sandford, W. H., washing machine.....	8639	Trickey, J. H., stone securing.....	8633
Sangster, A. W., et al., ozone machines.....	8649	Volney, C. W., nitro-glycerine apparatus.....	8624
"    J., et al., postage stamps .....	8666	Warner, W. E., door hangers.....	8663
Selden, S., et al., dampers.....	8610	Washburn, B. D., sash pulleys.....	8648
Shepard, F. G., straw-carriers .....	8651	Wasell, E., bridge building.....	8665
Sherman, A. R., railway gates.....	8608	Wells, H. B., et al., piston packing .....	8678
Silcox, M., et al., rein-holder .....	8659	Weston, G., gas controlling.....	8667
Smith, G. T., flour dressing.....	8615 8616 8617	Wilbur, H. A., sash pulleys.....	8648
"    "    "    from middlings.....	8619	Williams, G. W., washing table.....	8616
Spencer, J. M., cooking stoves .....	8030	Wilson, C., et al., lawn mowers.....	8676
Stevens, G. I., distemper paint.....	8641	Worcester, E. J., grinding cutters.....	8630

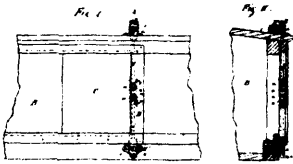
THE  
**CANADIAN PATENT OFFICE RECORD.**

ILLUSTRATIONS.

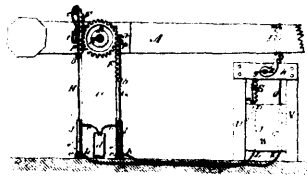
Vol. VI

MAY, 1878.

No. 5.




8607 Burtis' Seal Bolt for Car Doors.




8608 Sherman's Improvements on Railway Gates.



8609 Ferguson's Improvements on Cow Stanchions.



8610 Selden, Griswold & Crump's Improvements in Stove-Pipe Dampers.



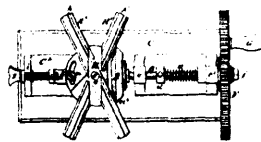
8611 Boynton's Improvements on Saws.



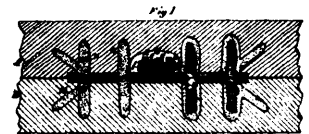
8612 Dist & Packard's Improvements on Ice Creepers.



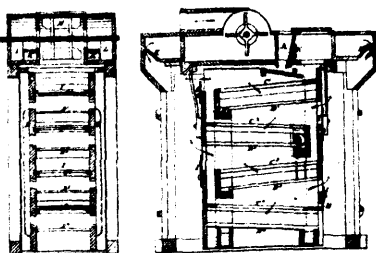
8628 Hampton's Machine for Washing Dishes.



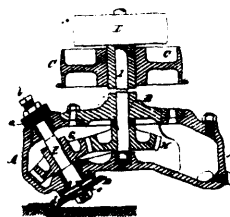
8680 Worcester's Machine for Grinding Cutters of Mowers and Reapers.



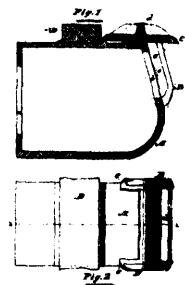
8633 Trickey's Spring Catch for Securing Blocks of Stone.



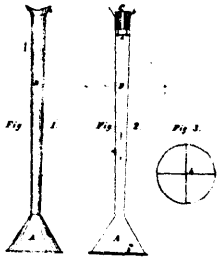
8635 Charlesworth's Improvements on Middlings Purifiers.



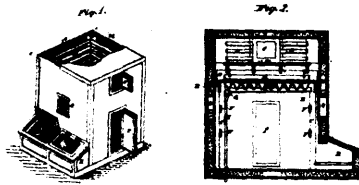
8637 Brunton's Apparatus for Cutting Rock.



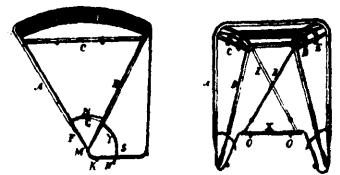
8638 Susemihl & Hewitt's Journal Oil Box Lid for Railway Cars.



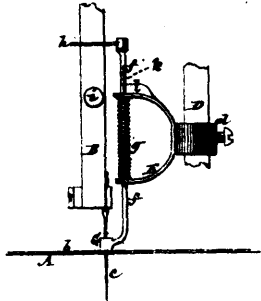
8638 Sanford's Machine for Washing Clothes.



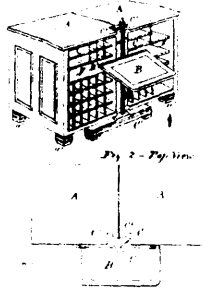
8640 Phillips' Improvements on Refrigerators.



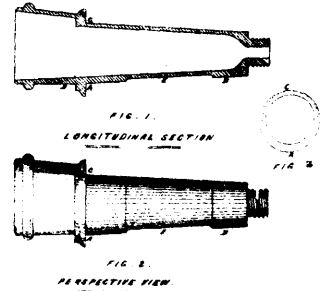
8642 Tackaberry's Improvements on Buggy Tops.



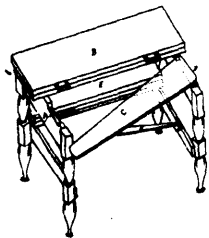
8643 Rose's Improvements on Sewing Machines.




8644 Moore's Improvements in Cabinet Desks.




8645 King's Improvements on Thimble Skeins.



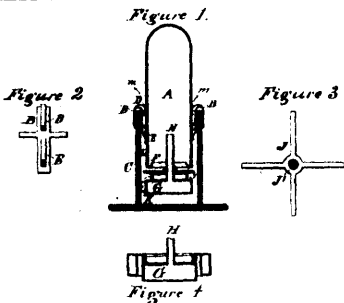
8646 Williams' Table for Washing and Ironing.



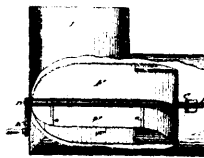
8647 Newbigging, Kay & Creelman's Improvements in Knitting Machines.



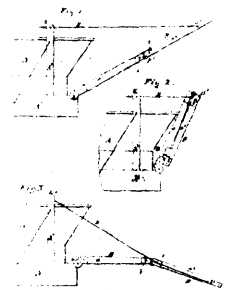
8648 Wilour's Improvements on Sash Pulleys.



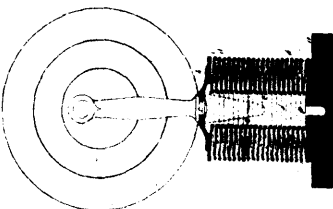
8649 Sangster & Jewett's Improvements on Ozone Machines.



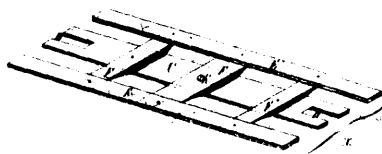
8650 Andrews' Improvement on Stoves, &c.



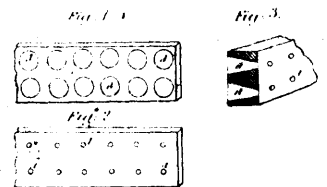
8651 Shepard's Improvements in Straw-Carriers.



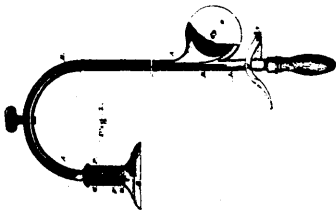
8652 Hyatt's Improvements in the Application of Pneumatic, Hydraulic or Steam Pressure.




8653 Adams & Mott's Improvements on Bed Bottoms.



8654 Ellison's Improvements on Ventilators.



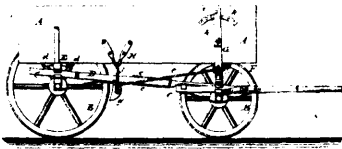
8655 Batchelder's Torch for Lighting Gas.



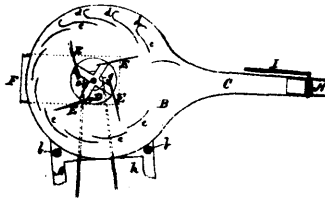
8656 Anderson's Music Transposing Board.



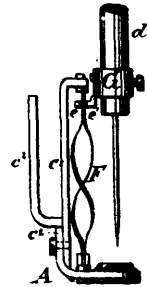
8659 Johnston & Silcox's Combined Rein and Whip-Holder.



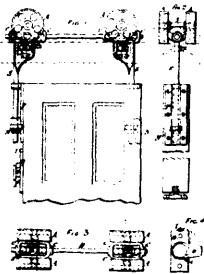
8660 Hart & Hopkins' Improvements on Waggon Brakes.



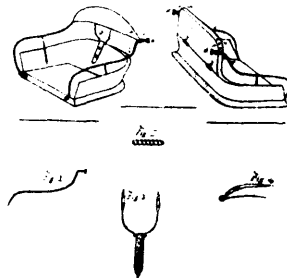
8661 Pennington's Improvements in Flying Machines.



8662 Hart's Improvements in Sewing Machines.




8663 Warner's Improvements in Door Hangers.



8664 Tétu's Improvements on Carriage Seats.



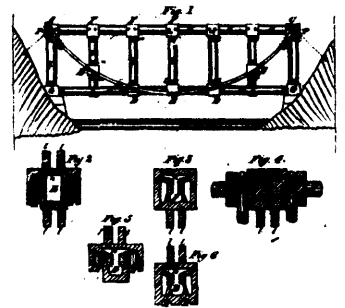
8665 Weston's Apparatus for Controlling Gas.



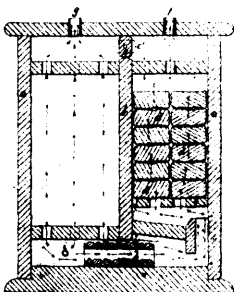
8666 Sangster & Dunbar's Improvements on Postage Stamps.



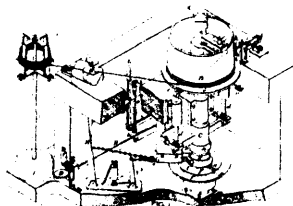
8667 Granger's Improvements on Hay Knives.




8668 Wasell's Improvements in Bridge Building.



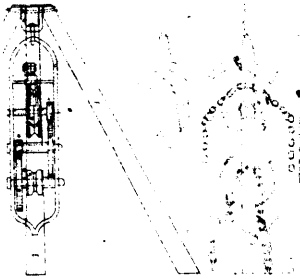
8669 Chase's Process for Drying and Preserving.



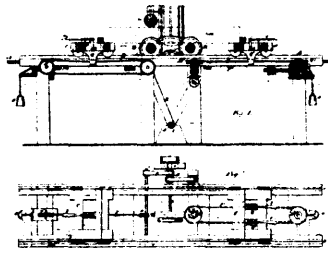
8670 Rogers' Machine for Drawing Wire.



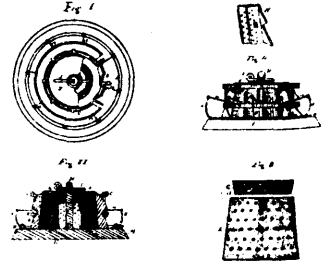
8671 Bigford's Improvements in Picture Frames.



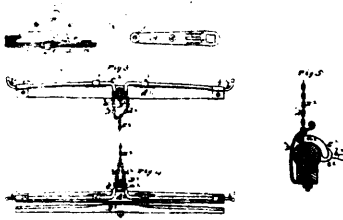
8672 Anderson's Improvement on Stump Machines.



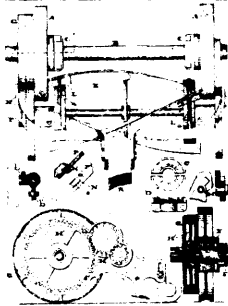
8673 McGuire's Improvements on Saw-mill Carriages.



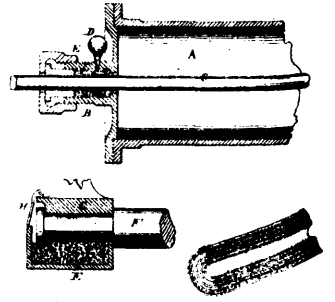
8674 Hubbard's Process for Making Pails from Pulp.



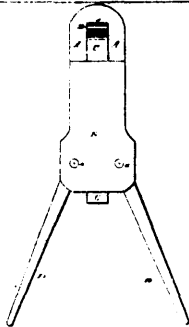
8675 Roberts' Improvements on Holdbacks and Trace Detachers.



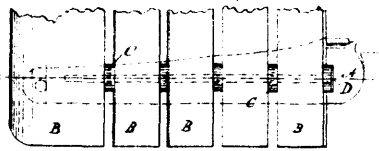
8676 Lloyd, Supplee & Walton's Improvements on Lawn Mowers.



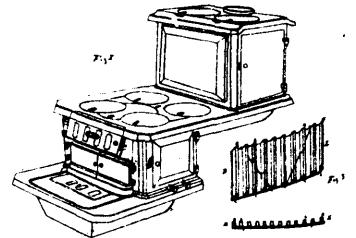
8677 Stewart & Wells' Improvements on Piston Packing.



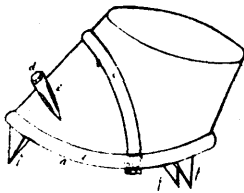
8678 McDade's Improvements on Bolt-Cutters.



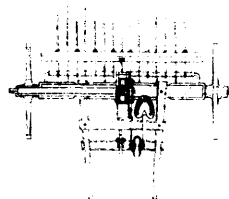
8679 Durant's Improvements on School Desks.



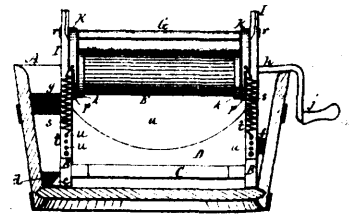
8680 Spencer's Improvements in Cooking Stoves.



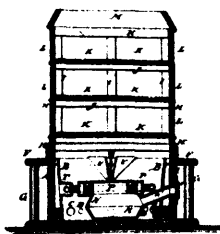
8681 Pierce's Improvements on Horse Shoes.



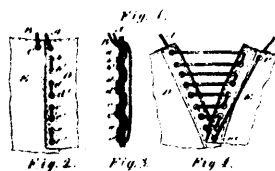
8682 Lundy's Improvements in Hay Rakes.



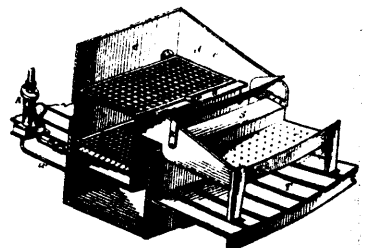
8683 Fowler's Improvement on Washing Machines.



8684 Plummer's Improvement on Fruit Dryers.



8685 Evans' Mode of Lacing Boots and Shoes.



8629 Law's Improvements on Process and Apparatus for Treating Wool.