

**CIHM
Microfiche
Series
(Monographs)**

**ICMH
Collection de
microfiches
(monographies)**



Canadian Institute for Historical Microreproductions / Institut canadien de microreproductions historiques

© 1996

Technical and Bibliographic Notes / Notes techniques et bibliographiques

The Institute has attempted to obtain the best original copy available for filming. Features of this copy which may be bibliographically unique, which may alter any of the images in the reproduction, or which may significantly change the usual method of filming, are checked below.

L'Institut a microfilmé le meilleur exemplaire qu'il lui a été possible de se procurer. Les détails de cet exemplaire qui sont peut-être uniques du point de vue bibliographique, qui peuvent modifier une image reproduite, ou qui peuvent exiger une modification dans la méthode normale de filmage sont indiqués ci-dessous.

Coloured covers/
Couverture de couleur

Covers damaged/
Couverture endommagée

Covers restored and/or laminated/
Couverture restaurée et/ou pelliculée

Cover title missing/
Le titre de couverture manque

Coloured maps/
Cartes géographiques en couleur

Coloured ink (i.e. other than blue or black)/
Encre de couleur (i.e. autre que bleue ou noire)

Coloured plates and/or illustrations/
Planches et/ou illustrations en couleur

Bound with other material/
Relié avec d'autres documents

Tight binding may cause shadows or distortion along interior margin/
La reliure serrée peut causer de l'ombre ou de la distorsion le long de la marge intérieure

Blank leaves added during restoration may appear within the text. Whenever possible, these have been omitted from filming/
Il se peut que certaines pages blanches ajoutées lors d'une restauration apparaissent dans le texte, mais, lorsque cela était possible, ces pages n'ont pas été filmées.

Additional comments: /
Commentaires supplémentaires:

Coloured pages/
Pages de couleur

Pages damaged/
Pages endommagées

Pages restored and/or laminated/
Pages restaurées et/ou pelliculées

Pages discoloured, stained or foxed/
Pages décolorées, tachetées ou piquées

Pages detached/
Pages détachées

Showthrough/
Transparence

Quality of print varies/
Qualité inégale de l'impression

Continuous pagination/
Pagination continue

Includes index(es)/
Comprend un (des) index

Title on header taken from: /
Le titre de l'en-tête provient:

Title page of issue/
Page de titre de la livraison

Caption of issue/
Titre de départ de la livraison

Masthead/
Générique (périodiques) de la livraison

This item is filmed at the reduction ratio checked below/
Ce document est filmé au taux de réduction indiqué ci-dessous.

10X	12X	14X	16X	18X	20X	22X	24X	26X	28X	30X	32X
						✓					

The copy filmed here has been reproduced thanks to the generosity of:

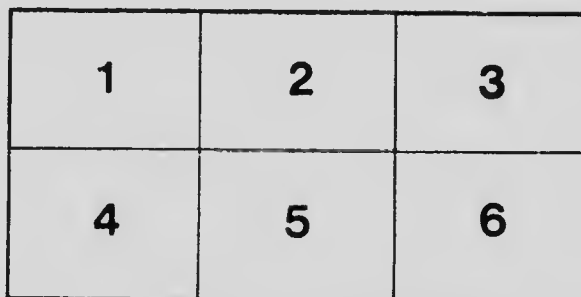
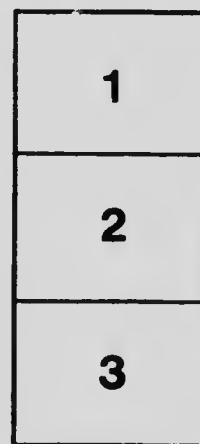

Thomas Fisher Rare Book Library,
University of Toronto Library

The images appearing here are the best quality possible considering the condition and legibility of the original copy and in keeping with the filming contract specifications.

Original copies in printed paper covers are filmed beginning with the front cover and ending on the last page with a printed or illustrated impression, or the back cover when appropriate. All other original copies are filmed beginning on the first page with a printed or illustrated impression, and ending on the last page with a printed or illustrated impression.

The last recorded frame on each microfiche shall contain the symbol \rightarrow (meaning "CONTINUED"), or the symbol ∇ (meaning "END"), whichever applies.

Maps, plates, charts, etc., may be filmed at different reduction ratios. Those too large to be entirely included in one exposure are filmed beginning in the upper left hand corner, left to right and top to bottom, as many frames as required. The following diagrams illustrate the method:



L'exemplaire filmé fut reproduit grâce à la générosité de:


Thomas Fisher Rare Book Library,
University of Toronto Library

Les images suivantes ont été reproduites avec le plus grand soin, compte tenu de la condition et de la netteté de l'exemplaire filmé, et en conformité avec les conditions du contrat de filmage.

Les exemplaires originaux dont la couverture en papier est imprimée sont filmés en commençant par le premier plat et en terminant soit par la dernière page qui comporte une empreinte d'impression ou d'illustration, soit par le second plat, selon le cas. Tous les autres exemplaires originaux sont filmés en commençant par la première page qui comporte une empreinte d'impression ou d'illustration et en terminant par la dernière page qui comporte une telle empreinte.

Un des symboles suivants apparaîtra sur la dernière image de chaque microfiche, selon le cas: le symbole \rightarrow signifie "A SUIVRE", le symbole ∇ signifie "FIN".

Les cartes, planches, tableaux, etc., peuvent être filmés à des taux de réduction différents. Lorsque le document est trop grand pour être reproduit en un seul cliché, il est filmé à partir de l'angle supérieur gauche, de gauche à droite, et de haut en bas, en prenant le nombre d'images nécessaire. Les diagrammes suivants illustrent la méthode.



MICROCOPY RESOLUTION TEST CHART
NATIONAL BUREAU OF STANDARDS
STANDARD REFERENCE MATERIAL 1010a
(ANSI and ISO TEST CHART No. 2)

CATALOGUE
of
MEDICAL WORKS

PUBLISHED AND IMPORTED BY
GEORGE N. MORANG &
COMPANY LIMITED



90 WELLINGTON ST. WEST, TORONTO
TELEPHONE, MAIN, 2530

(circa 1890)

Kirkes' Hand-Book of Physiology 

HAND-BOOK OF PHYSIOLOGY

BY

W. D. HALLIBURTON, M.D., F.R.S.

Professor of Physiology, King's College, London

Sixteenth Edition

With upwards of six hundred and fifty illustrations,
including some colored plates.

Extracts from the Author's Prefaces :

Fourteenth Edition

The present edition of this Hand-book has been re-arranged, and to a great extent re-written. In fact, with the exception of numerous illustrations, and a few pages here and there, which treat of anatomical detail or describe instruments, and which have only been subjected to minor alterations, the book is a new one. In re-writing the book, I have endeavored to bear in mind, that it is intended for the use of medical students, and I have also retained what has always been one of its special features, namely, that it treats of Histology as well as of Physiology proper.

Fifteenth Edition

Considerable activity has characterized all branches of physiological research during the short time that has elapsed since the publication of the last edition of this Hand-book. All the important facts which have been thus discovered I have endeavored to incorporate in the present edition. I am much indebted to numerous correspondents in this country and in America for pointing out a number of minor errors, which escaped me when correcting the last edition for press; these I have taken the opportunity to rectify. I have especially to thank Dr. Leonard Hill, who has given me much assistance in amplifying the chapter on the Circulation of the Blood. I have also modified the order in which the subjects are treated; the Central Nervous System is now placed towards the end of the book. This step has been taken in response to the wishes of numerous teachers.

Sixteenth Edition

The rapid sale of the fifteenth edition has necessitated the issue of another. The present, the sixteenth edition, is, however, not a mere reprint, but where necessary the subject-matter has been brought fully up-to-date.

Every chapter seems to have been brought up-to-date with equal care, and the volume stands not only as the most recent, but as one of the best books on Physiology extant. *The Lancet.*

Demy 8vo. 896 Pages

Price, Leather, \$3.75 Cloth, \$3.00

George N. Morang & Company
Limited

90 Wellington St. West, Toronto

T. J. M. S.

102

7/20/1900



DR. HOWARD A. KELLY OPERATING.

TELEPHONE:
TWO-ONE-ONE-THREE: 18TH STREET.

CATALOGUE

OF

MEDICAL WORKS

AULDE.

The Pocket Pharmacy, with Therapeutic Index.

A *Résumé* of the Clinical Applications of Remedies adapted to the Pocket-Case, for the Treatment of Emergencies and Acute Diseases. By JOHN AULDE, M. D., Member of the American Medical Association; of the Medical Society of the State of Pennsylvania, of the Philadelphia County Medical Society, etc. Cloth, \$2.00.

BAILEY.

Accident and Injury: Their Relations to Diseases of the Nervous System.

By PEARCE BAILEY, A. M., M. D., Attending Physician to the Department of Correction and to the Alms-house and Incurable Hospitals; Assistant in Neurology, Columbia University; Consulting Neurologist to St. Luke's Hospital, New York City. With 55 Illustrations. 8vo, 430 pages. Cloth, \$5.00; sheep, \$6.00. *Sold only by subscription.*

THE original purpose of the author in this undertaking was to furnish a systematic description of the nervous affections which result from injury and fright, and which, under the generally familiar term of "the traumatic neuroses," exist independently of any as yet demonstrated lesion in the nervous system. These disorders are of sufficiently common occurrence to constitute a comprehensive chapter in internal medicine, and they have obtained a position of legal prominence from the frequency with which they are associated with questions of liability. Yet, in spite of their importance, that they are not always clearly understood by physicians generally is shown by the contradictory views expressed concerning them when they become the subjects of litigation.

"Dr. Bailey has performed a valuable work in bringing together what is known about the relation between injury and diseases of the nervous system."—*Montreal Medical Journal.*

"Dr. Bailey deserves the highest credit for having presented a work written without passion or prejudice, in which he has clearly stated facts, and brushed away so many of the fallacies which have heretofore attached to medico-legal medicine along the line of accidents to the nervous system."—*Medical Sentinel.*

BARKER.

The Nervous System and its Constituent Neurones.

LEWELLYS F. BARKER, M. B.

Designed for the Use of Practitioners of Medicine and of Students of Medicine and Psychology. By LEWELLYS F. BARKER, M. B., Tor., Associate Professor of Anatomy in the Johns Hopkins University and Assistant Resident Pathologist to the Johns Hopkins Hospital. With 2 Colored Plates and 676 Illustrations in the Text. 8vo, 1122 pages. Cloth, \$6.00; sheep, \$7.00. Sold only by subscription.

THIS book has been written in the light of the revelations of the most recent investigations in neuropathology, and constitutes the most scientific and complete work on the subject ever published, and one of inestimable value to the practitioner and student of medicine.

"This work is entirely original in purpose and execution. It will doubtless do more than anything yet published to determine the present latitude and longitude of the neurone theory, and to stamp with the seal of authority what has been already accomplished toward making that theory the established basis of neurological study. It deals with the finer details than the grosser constituents of the nervous system, and is not intended to, nor will it, displace other valuable works upon (grosser) neurological anatomy. It will, however, amplify the histological basis of all, and distinctly modernize and advance that of some of these text-books, and will greatly add to the histological foundation of this line of study."—*Medical Age*.

"This is a masterly exposition of a subject now awakening the interest of the general practitioner. It has long been a theme of most intense interest to the specialist and to one interested in nervous and psychological phenomena. . . . The author has been wise in profusely illustrating his text, and he correctly states that all experience teaches that, in morphological studies especially, the former relations are more easily grasped from the examination of good pictures and models than in any other way, and that one well-chosen illustration with a satisfactory legend is often of greater value to the student than many pages of laborious and exact description."—*Hahnemannian Monthly*.

"We have been most favorably impressed by the work, which is the most lucid and comprehensive on the subject which we have seen in English. It is certainly destined to make its mark, and will have many purchasers, more especially from the ranks of neurologists and psychiatrists. The publishers have done everything which liberality and skill could do to make a handsome volume. The illustrations are particularly good and well brought out."—*St. Louis Medical and Surgical Journal*.

"No man who desires to be abreast of the times should fail to read this book. The gradual development of the subject, new to many, makes it easy of comprehension. The publishers bring out the work in a lavish manner, sparing neither pains nor expense."—*Charlotte Medical Journal*.

"A feature that at once attracts attention, and gives confidence in the book, is the evident thorough acquaintanceship the author has with the literature upon the subject. To say this is to say a great deal, for the literature upon the nervous system is now a most extensive one. It is apparent, however, that no one has been overlooked. . . . It may be said of the work, what can be said of very few works, that the best has been garnered from all fields."—*Canadian Practitioner*.

"This volume of 1122 pages forms the most important contribution to the anatomy of the nervous system of late years. . . . In the first part of this volume the newer conceptions of the histology of the central and peripheral nervous organs are reviewed. In the succeeding chapters the attempt has been made to apply the neurone conception to a description of the complex structure of the nervous system. The author especially accents the statement that the term neurone is used throughout in the widest sense to mean the cell belonging to the nervous system with all its parts. . . . The conception of the neurone as held in this book is one that brings the pathology and physiology of the nervous system into line with cellular pathology in general. Neurone is everywhere to be translated by the word cell. The work is well issued, adequately illustrated, and is quite essential to any one who would keep abreast with the late advances in neural anatomy."—*Medicine*.

BARTHOLOW.

A Treatise on the Practice of Medicine.

For the Use of Students and Practitioners of Medicine. By ROBERTS BARTHOLOW, M. A., M. D., LL. D., Professor Emeritus of Materia Medica, General Therapeutics, and Hygiene, in the Jefferson Medical College of Philadelphia, etc. Eighth edition, revised and enlarged. 8vo. Cloth, \$5.00; sheep, \$6.00.

"The deserved popularity of this work is attested by the fact that the first edition was issued in 1830, that a second was demanded in three months, and that the others have followed them in rapid succession and been met by appreciative students always. The author says, in his preface to this edition, that he has sought to make it worthy of the approbation of his readers by increasing the practical resources of his work, devoting his attention chiefly to the clinical aspects of medicine, without overlooking the advances made in the scientific branch. This book, like the previous editions of the work, is the product of a master and an honored authority, and in its new form, with such of the latest ideas as the author can conscientiously indorse or present for consideration, continues to hold its place among the standard text-books on all matters included in it."—*North Carolina Medical Journal*.



ROBERTS BARTHOLOW, M. D.

A Practical Treatise on Materia Medica and Therapeutics.

By ROBERTS BARTHOLOW, M. A., M. D., LL. D., Professor Emeritus of Materia Medica, General Therapeutics, and Hygiene, in the Jefferson Medical College of Philadelphia; Fellow of the College of Physicians; Member of the American Philosophical Society; Honorary Fellow of the Royal Medical Society of Edinburgh; Honorary Member of the Société Médico-pratique de Paris, and of various National, State, and County Medical Societies; Author of a Treatise on the Practice of Medicine; of a Treatise on Medical Electricity; of a Manual of Hypodermatic Medication; of the Russell and Jewett Prize Essays, and Prize Essays of the American Medical Association and of the Rhode Island Medical Society, etc. Tenth edition, revised and enlarged. 8vo, 866 pages. Cloth, \$5.00; sheep, \$6.00.

"In evidence of the esteem in which this work is held by the medical profession generally, it is sufficient to note that after twenty-three years since the first edition was issued—it having in that period run through ten editions—the work yet maintains its place as one of the most valuable and serviceable if not, indeed, the most practically useful work on the subject extant. If there is any other work on the subject of materia medica and therapeutics containing a greater number of observations relative to the administration of medicines, which are based on clinical knowledge, we have not yet seen it. . . . This tenth edition of this work has an added chapter on Prescription Writing, which is terse, practical, and contains valuable suggestions. Among the newer drugs we find only those which have obtained a recognized place in the physician's armamentarium, and which are not likely to be displaced by the coming revision of the pharmacopœia."—*Chicago Clinical Review*.

"There is good reason for saying this work by Dr. Bartholow comes as an old friend for a kindly hand-shake. Tenth edition, and the first bearing date of 1876, shows a popularity that places it beyond criticism and in the realm of standard literature. . . . The tenth edition is up to date, and still stands as a monument to the author's erudition and marvelous industry."—*Lancet-Clinic*.

BASTIAN.**Paralyses: Cerebral, Bulbar, and Spinal.**

A Manual of Diagnosis for Students and Practitioners. By H. CHARLTON BASTIAN, M. A., M. D., F. R. S., Fellow of the Royal College of Physicians; Examiner in Medicine at the Royal College of Physicians; Professor of Clinical Medicine and of Pathological Anatomy in University College, London, etc. With 136 Illustrations. Small 8vo, 671 pages. Cloth, \$4.50.

"In unfolding this great theme, the author not only sets forth with care the symptomatology of the affections in hand, but passes in review all essential factors in the anatomy, physiology, and pathology of the nervous system. The reader of this work will find many points hitherto obscure in diagnosis made clear, and in practice will be able to rest his prognosis and treatment in not a few of the forms of paralysis upon a firmer scientific basis."—*American Practitioner and News.*

A Treatise on Aphasia and Other Speech Defects.

By H. CHARLTON BASTIAN, M. A., M. D. Lond., F. R. S., Author of "The Brain as an Organ of Mind," "Paralysis from Brain Disease," etc.; Emeritus Professor of the Principles and Practice of Medicine and of Clinical Medicine in University College, London, etc. With Illustrations. 8vo, 366 pages. Cloth, \$4.00.

THE work is a reproduction, with many additions, of the author's Lumleian Lectures, and represents the views which long experience and study have led him to entertain. The subjects are treated in a more complete way than has hitherto been attempted by writers.

THE AMERICAN JOURNAL OF MEDICAL SCIENCE says:

"Perhaps no one is better fitted to deal with speech defects than is the author of this book, and certainly no one has given us a more comprehensive view of the subject. Many of the chapters have appeared before in the columns of 'The Lancet,' but much new material has been added."

Paralysis from Brain Disease in its Common Forms.

By H. CHARLTON BASTIAN, M. A., M. D., Fellow of the Royal College of Physicians; Professor of Pathological Anatomy in University College, London. With Illustrations. 12mo, 340 pages. Cloth, \$1.75.

"These lectures were delivered in University College Hospital, at a time when I was doing duty for one of the senior physicians, and during the same year—after they had been reproduced from very full notes taken by my friend Mr. John Tweedy—they appeared in the pages of 'The Lancet.' They are now republished at the request of many friends, though only after having undergone a very careful revision, during which a considerable quantity of new matter has been added. It would have been easy to have very much increased the size of the book by the introduction of a larger number of illustrative cases, and by treatment of many of the subjects at greater length, but this the author has purposely abstained from doing, under the belief that in its present form it is likely to prove more acceptable to students, and also perhaps more useful to busy practitioners."—*Extract from Preface.*

The Brain as an Organ of Mind.

By H. CHARLTON BASTIAN, M. A., M. D., Fellow of the Royal College of Physicians; Professor of Pathological Anatomy in University College, London. With 184 Illustrations and an Index. 12mo, 708 pages. Cloth, \$2.50.

"Dr. Bastian's new book is one of great value and importance. The knowledge it gives is universal in its claims, and of moment to everybody. It should be forthwith introduced as a manual into all colleges, high schools, and normal schools in the country; not to be made a matter of ordinary mechanical recitations, but that its subject may arrest attention and rouse interest, and be lodged in the minds of students in connection with observations and experiments that will give reality to the knowledge required."—*Popular Science Monthly.*

ARL-
e of
ans;
Uni-
8vo,

of the
ology
mosis
forms

The
ner-
ical
8vo,

sents
ed in

, and
have

ege
ge,

y for
full
are
l re-
easy
ative
osely
le to

e of
ge,
es.

ersal
o all
man-
inds
dge



FIG. 43.—AN IDIOT OF THE MACROCEPHALIC CLASS. The head is large, symmetrical, though the cranial arch is unusually high. The circumference is 58; the antero-posterior measurement (with tape) is 35; over the arch is 36 centimetres. With the compasses the measurements are: antero-posterior, 21; transverse, 16; giving an index of 76. Articulate language is limited to a few simple words. The bones of the inferior extremities show a number of posture distortions. The thyroid gland is palpable.

BERKLEY.

A Treatise on Mental Diseases.

Designed for the Use of Practitioners and Students of Medicine. By HENRY J. BERKLEY, M. D., Clinical Professor of Psychiatry, Johns Hopkins University; Chief Visiting Physician to the City Insane Asylum, Baltimore. With Frontispiece, Lithographic Plates, and Illustrations in the Text. 8vo, 624 pages. Cloth, \$5.00; sheep, \$6.00. Sold only by subscription.



HENRY J. BERKLEY, M. D.

THE absence of a comprehensive practical work in the English language on Mental Diseases—one adapted to the student and busy practitioner—has led the author to prepare this treatise embodying all the principal forms of alienation. The work opens with a section containing the most necessary points in the gross anatomy and histology of the cerebrum from the modern standpoint, and in which especial attention is given to the all-important lymphatic circulation of the brain.

Then follows a section on the general pathology of mental maladies, the lesions of the vascular apparatus meeting with especial consideration. Next comes a clinical section of over 500 pages. This comprises four distinct divisions, with numerous subdivisions, it being considered by the writer that a definite classification helps materially to fix upon the mind the details of a disease, rather than to group all diseases having a common series of symptoms.

"Practitioners should be delighted with this handsome and helpful work. The author's comprehension of his subjects is intimate and complete. His style of presentation is most perspicuous and entertaining. The exceptional attention given to anatomy, histology, and pathology in the first two parts is a good omen of distinct progress in this obscure field of medicine. The general remarks by the author on etiology, symptomatology, and treatment are very comprehensive. The major portion of the text is concerned naturally with the various groups of psychoses, classified as idiopathic, organic, intoxication, bacterial, autoxigenic, and physical degenerate insanities, psychoses accompanying or following constitutional neuroses, states of arrested psychical development, and the psychoses of childhood. There is also an addendum on the relation of tropical climates to psychoses, which is of special interest to American readers having friends in the Philippines. Another striking and practical addendum is that on cranial measurements and the stigmata of degeneration."—*Denver Medical Times*.

"The work opens with a section containing the most necessary points in the gross anatomy and histology of the cerebrum from the modern standpoint, and in which especial attention is given to the all-important lymphatic circulation of the brain. Then follows a section on the general pathology of mental maladies, the lesions of the vascular apparatus meeting with especial consideration. Next comes a clinical section of over 500 pages. This comprises four distinct divisions, with numerous subdivisions, it being considered by the writer that a definite classification helps materially to fix upon the mind the details of a disease rather than to group all diseases having a common series of symptoms—excitement of depression, for example—in one common class, and permit the clinician to make the sub-groups according to what seems right in his own eyes. Such an ill-defined segregation of the different forms of insanity has hitherto been productive of untold confusion in the nomenclature of mental medicine among English-speaking people. The definite classification given by the author will unquestionably do much to relieve the present disorder.

"The groupings are: I. Mental diseases without ascertainable pathological foundation, the so-called idiopathic insanities. II. Insanities following organic lesion of the cerebral substance. III. Insanities of the psychical degenerate. IV. States of retarded psychical development (idiocy, etc.). To these main groups is appended a chapter on the Insanities of Childhood.

"Some of the chapters, like those on the senile psychoses, the organic dementias, the insanities following bacterial and toxalbumic poisoning, as well as those on the febrile psychoses, the important syphilitic insanities, the psychoses following uræmia, diabetes, and autointoxication from the intestinal canal, treat of an almost unexplored field of medicine. Descriptions of the gross and fine pathology of the tissues in the various forms of mental disease have been given, and here and there these findings have been illustrated and confirmed by experimental work. The illustrations have been carefully prepared."—*Toledo Medical and Surgical Reporter*.

BILLINGS.**The Relation of Animal Diseases to the Public Health, and their Prevention.**

With a Brief Historical Sketch of the Development of Veterinary Medicine from the Earliest Ages to the Present Time; and a Critical Historical Sketch of the Leading Schools of the World, showing the Reasons which led to their Foundation, and with the Endeavor to draw from their Experiences Teachings of Value toward the Establishment of a General Veterinary Police-hygienic System and Veterinary Schools in this Country. By FRANK S. BILLINGS, Veterinary Surgeon, Graduate of the Royal Veterinary Institute, Berlin; Member of the Royal Veterinary Association of the Province of Brandenburg, Prussia; Honorary Member of the Veterinary Society of Montreal, Canada, etc. 8vo. Cloth, \$4.00.

"This handsome volume does great credit to its author and publishers. It is an excellent book in most respects, an extraordinary one in many, and an objectionable one in very few. It at the very least should be in the libraries of every national, State, city, town, and county Board of Health. It certainly should be studied by every teacher and scientific practitioner of veterinary medicine, and will be of great service to every stock and cattle holder and dealer. . . . It is evidently written by a man of ability and high culture, well versed both in the literature and science as well as the practical bearings of his subject. Such a man has an inalienable right to have opinions of his own; and he has them, and does not hesitate to express them. . . . We hope and believe that the volume will be received by all, except perhaps by those especially attacked, with the great welcome that its author and publishers must expect for it. It will take its stand alongside of the popular treatises of Hilliard and Robertson, and on all purely scientific matters will lead them. Either of these works, together with Dr. Billings's, will make almost a complete library on veterinary medicine."—*Journal of Comparative Medicine and Surgery.*

BILLROTH.**General Surgical Pathology and Therapeutics.**

In Fifty-one Lectures. A Text-Book for Students and Physicians. By Dr. THEODOR BILLROTH, Professor of Surgery in Vienna. With Additions by Dr. Alexander von Winiwarer, Professor of Surgery in Lütich. Translated from the fourth German edition with the special permission of the Author, and revised from the tenth edition, by Charles E. Hackley, A. M., M. D., Physician to the New York and Trinity Hospitals; Member of the New York County Medical Society, etc. 8vo, 835 pages. Cloth, \$5.00; sheep, \$6.00.

IN the present English edition, the articles which were in an appendix in the last edition, as well as various new matter, have been incorporated in the text or added on the ends of the appropriate chapters. It will be noticed that two German editions have appeared since Professor Billroth's valedictory, so that his successor has had an opportunity of going very thoroughly over the work and making all the changes he thought advisable. It is believed that the present edition represents the existing state of knowledge in pathology.

BOAS.**Diseases of the Intestines.**

By Dr. I. BOAS, Specialist for Gastro-Intestinal Diseases in Berlin. Authorized Translation from the first German edition, with Special Additions, by SEYMOUR BASCH, M. D.



Dr. I. Boas.

BOYCE.**A Text-Book of Morbid Histology.**

For Students and Practitioners. By RUBEK BOYCE, M. B., M. R. C. S., Assistant Professor of Pathology in University College, London. With 130 Colored Illustrations. 8vo, 477 pages. Cloth, \$7.50.

"The work is thoroughly up to date, helpful, and useful."— *The New York Medical Journal.*

BRAMWELL.**Diseases of the Heart and Thoracic Aorta.**

By BYROM BRAMWELL, M. D., F. R. C. P. Edin., Lecturer on the Principles and Practice of Medicine and on Medical Diagnosis in the Extra-Academical School of Medicine, Edinburgh; Pathologist to the Royal Infirmary, Edinburgh, etc. Illustrated with 226 Wood Engravings and 68 Lithograph Plates showing 91 Figures—in all, 317 Illustrations. 8vo. 783 pages. Cloth, \$8.00; sheep, \$9.00.

"As it stands, it may fairly be taken as representing the standpoint at which we have arrived in cardiac physiology and pathology."— *The Lancet.*

BUCK.**Contributions to Reparative Surgery.**

Showing its Application to the Treatment of Deformities produced by Destructive Disease or Injury; Congenital Defects from Arrest or Excess of Development; and Cicatricial Contractions following Burns. Illustrated by 30 Cases and fine Engravings. By GURDON BUCK, M. D. 8vo, 237 pages. Cloth, \$3.00.

"Accuracy of description and clearness of statement have been aimed at in the following pages; and if, in his endeavor to attain this important end, the author has incurred the reproach of tediousness, the difficulty of the task must be his apology."— *Extract from Preface.*

BRYANT.**Operative Surgery.**

JOSEPH D. BRYANT, M. D.

By JOSEPH D. BRYANT, M. D., Professor of the Principles and Practice of Surgery, Operative and Clinical Surgery in the University and Bellevue Medical College; Consulting Surgeon to the Hospital for Ruptured and Crippled; Visiting Surgeon to Bellevue and St. Vincent's Hospitals, etc. With 1,500 Illustrations, 100 of which are in Color. 2 vols., 8vo, over 1,300 pages. Cloth, \$5.00; sheep, \$6.00, each volume. *Sold only by subscription.*

THIS edition of Bryant's "Operative Surgery" is virtually a new work. The entire book has been rewritten, and much material that is absolutely new has been added. Particularly is this true of the chapters on the Brain and Nervous System, the Abdominal Operations, and Visceral Surgery. The text is fresh, clear, and conspicuous for its

simplicity. The illustrations are profuse, many of them in colors, and by their number and the clearness of their execution they render effective aid in obtaining a grasp of the subject. Half-tone illustrations of the special instruments required for various operations are a unique and valuable feature of the book, saving the time of the busy practitioner, who may determine at a glance the instruments needed. A practical clinical tone, derived from the author's wide experience, pervades the entire work. As it now stands this text-book is without a rival in the field of operative surgery.

"Bryant's 'Surgery,' as presented in the previous editions, early achieved a merited popularity alike with practitioner, student, and teacher. The new edition, practically a new work, combines the individual excellence of former editions with an exhaustiveness that will give it front rank among American works on surgery."—*Western Clinical Recorder.*

"This elegant and complete work contains the latest and best operative methods in the practice of surgery. . . . It is essentially a book for the general practitioner, and in it he will find ample guidance for all work in surgery which does not strictly belong to the gynecologist or ophthalmologist."—*Colorado Medical Journal.*

"He has produced a work which may rank with the best."—*Therapeutic Gazette.*

BURT.**Exploration of the Chest in Health and Disease.**

By STEPHEN SMITH BURT, M. D., Professor of Clinical Medicine and Physical Diagnosis in the New York Post-Graduate Medical School and Hospital; Physician to the Outdoor Department (Diseases of the Heart and Lungs), Bellevue Hospital. With Illustrations. 8vo, 210 pages. Cloth, \$1.50.

"A thorough, plain, well-presented manual on physical diagnosis, clearly written, with understandable illustrations, well printed and bound. The author states that his manual is the outcome of requests from his students for an embodiment of his methods of instruction in physical diagnosis. He recognizes the necessity of a thorough preliminary knowledge of anatomy to the acquirement of expertness in exploration of the chest, and, this premised, he discusses the physical methods of diagnosis, percussion, auscultation, diagnosis by physical signs of diseases of the lungs, etc."—*Medical Age.*

BUTLER.**The Diagnostics of Internal Medicine.**

By GLENTWORTH REEVE BUTLER, A. M., M. D., Chief of the Second Medical Division, Methodist Episcopal Hospital; Attending Physician to the Brooklyn Hospital; Consulting Physician to the Bushwick Central Hospital; formerly Associate Physician, Departments of Diseases of the Chest and Diseases of Children, St. Mary's Hospital, Brooklyn, N. Y.; Fellow of the New York Academy of Medicine; Member of the Medical Society of the County of Kings, etc.

A CLINICAL treatise upon the recognized principles of medical diagnosis, prepared for the use of students and practitioners of medicine.

CAMPBELL.**The Language of Medicine.**

A Manual giving the Origin, Etymology, Pronunciation, and Meaning of the Technical Terms found in Medical Literature. By F. R. CAMPBELL, A. M., M. D., Professor of Materia Medica and Therapeutics, Medical Department of Niagara University. 8vo, 325 pages. Cloth, \$3.00.

"This is not only a very interesting but a very instructive book, and fulfils the object intended by the author, to 'provide the medical student with a suitable means of acquiring the vocabulary of his science.' Like Shakespeare, the great majority of medical students have but 'small Latin and less Greek.' It is not necessary for us to give a synopsis of the work, nor to dwell at length upon any particular part. We can only advise our readers to procure the book and read it with care. We believe it will be useful to old and young, and especially to medical students."—*Columbus Medical Journal*.

CARMICHAEL.**Disease in Children.**

A Manual for Students and Practitioners. By JAMES CARMICHAEL, M. D., F. R. C. P. Edin, Physician Royal Hospital for Sick Children. Illustrated with Thirty-one Charts. 12mo, 591 pages. (The Students' Series.) Cloth, \$3.00.

CARPENTER.**Principles of Mental Physiology,**

With their Applications to the Training and Discipline of the Mind and the Study of its Morbid Conditions. By WILLIAM B. CARPENTER, M. D., LL. D., Registrar of the University of London, etc. 8vo, 737 pages. Cloth, \$3.00.

"Among the numerous eminent writers this country has produced, none are more deserving of praise for having attempted to apply the results of physiological research to the explanation of the mutual relations of the mind and body than Dr. Carpenter."—*The Lancet*.

CASTRO.**Elements of Therapeutics and Practice according to the Dosi-
metric System.**

By Dr. D'OLIVEIRA CASTRO. 8vo, 488 pages. Cloth, \$4.00.

"This translation [of Dr. Castro's work] has been made for several laymen of New York and Boston, who, having derived great benefit themselves from the daily use of the alkaloids as recommended by Dr. Burggraave, are desirous of bringing this admirable book to the knowledge of the physicians of the United States."—*From Preface to the American Edition.*

COMBE.**The Management of Infancy,**

Physiological and Moral. Intended chiefly for the Use of Parents. By ANDREW COMBE, M. D. Revised and edited by Sir James Clarke, K. C. B., M. D., F. R. S., Physician-in-ordinary to the Queen. First American from the tenth London edition. 12mo, 302 pages. Cloth, \$1.50.

CHAUVEAU.**The Comparative Anatomy of Domesticated Animals.**

By A. CHAUVEAU, M. D., LL. D., Member of the Institute (Academy of Sciences); Inspector-General of Veterinary Schools in France. Revised and enlarged with the co-operation of S. Arloing, Director of the Lyons Veterinary School. Second English edition. Translated and edited by George Fleming, C. B., LL. D., F. R. C. V. S. With 585 Illustrations. 8vo, 1084 pages. Cloth, \$7.00.

"No author has equaled Chauveau in accuracy, thoroughness, or clearness of description."—*Medical News.*

Health.**CORFIELD.**

By W. H. CORFIELD, Professor of Hygiene and Public Health, at University College, London. 12mo. Cloth, \$1.25.

"Few persons are better qualified than Dr. Corfield to write intelligently upon the subject of health, and it is not a matter for surprise, therefore, that he has given us a volume remarkable for accuracy and interest."—*Philadelphia Item.*

CORNING.**A Treatise on Brain Exhaustion.**

With some Preliminary Considerations on Cerebral Dynamics. By J. LEONARD CORNING, M. D. Crown 8vo. Cloth, \$2.00.

Local Anæsthesia in General Medicine and Surgery.

Being the Practical Application of the Author's Recent Discoveries in Local Anæsthesia. By J. LEONARD CORNING, M. D. With 14 Illustrations. Small 8vo, 103 pages. Cloth, \$1.25.

Dosi-

Boston.
nded by
icians of

. By
Clarke,
First
Cloth,

emy of
evised
Lyons
ted by
ations.

-Medical

Univer-

subject of
ole for ac-

cs. By

eries in
Illustra-



FIG. 119.—ABDOMINAL HYSTERECTOMY FOR CANCER OF THE CERVIX.

The stump of the left ovarian vessels is seen at the pelvic brim. That of the round ligament is in front near the bladder. The uterus is grasped by meso-forceps and drawn forcibly to the right, while the uterine artery is being traced to its origin. The ureter held rigid by a bougie is plainly seen and felt on the pelvic floor just beneath the uterine artery. (After J. G. CLARK.)

CULLEN.

Cancer of the Uterus.

Its Pathology, Symptomatology, Diagnosis, and Treatment. Also, the Pathology of Diseases of the Endometrium. By THOMAS STEPHEN CULLEN, Associate Professor of Gynæcology in the Johns Hopkins University. Illustrated by Max Brödel and Hermann Becker. Complete in one royal octavo volume of about 700 pages. Twelve Colored Plates, and 300 Illustrations in the Text. 8vo. Cloth, \$7.50; half morocco, \$8.50. Sold only by subscription.



THOMAS STEPHEN CULLEN, M. D.

THIS work contains a complete history of the development of Cancer of the Uterus, gives in detail the various pathological conditions that have to be differentiated from cancer, and deals fully with the newer methods of treatment. It embraces a careful examination of the pathological material from the Gynæcological Department of the Johns Hopkins Hospital for the last seven years.

"The aim of the author in presenting this work has been 'to give the family physician as clear an idea as possible of the early signs of carcinoma, so that he may be always on his guard, and may not treat too lightly any suspicious indications that may be present.' The improvement in the technic, rapidity, and operative skill in this class of surgery has been so marked of recent years that it hardly seems possible to do more in that direction—the operations of Werder, Clark, Pryor, and Polk seeming to be about as thorough and radical as it is possible to make them. Notwithstanding these facts, the mortality of the dread diseases appears to be increasing with a rapidity that is simply appalling. The fatal neglect of so many of these cancer patients by the general profession is due not so much to ignorance, but rather to carelessness and inexact methods of diagnosis. So that this book is not only a valuable acquisition to the literature of this very important subject, but is also most timely in its appearance, and it is to be hoped that it will be appreciated by the profession, and they—the general practitioners to whom these cases usually first present themselves—may be aroused to a realization of the grave responsibility lying at their door for the small progress made in the early diagnosis of uterine cancer and its successful treatment."—*American Gynecological and Obstetrical Journal, New York City.*

"This elegant volume is founded mainly upon the author's observations of the pathological work at the Johns Hopkins Hospital during the past seven years. The anatomy and pathology of the uterus are clearly described and beautifully illustrated. Practical methods for the removal and examination of uterine tissues are furnished. The main body of the text is taken up with the consideration of the different varieties of carcinoma, their pathology, symptomatology, differential diagnosis, and treatment. Nearly a hundred pages are devoted to the differential diagnosis of carcinoma of the body of the uterus. Many illustrative clinical reports are presented in *résumé*. The newer surgical methods are fully described and illustrated, particularly those which are employed at Johns Hopkins. The work is exceptionally rich in microscopic specimens, so important in diagnosis, and comprises, indeed, a pathologic atlas of the uterus. The plates and drawings are among the best ever executed by the artists Brödel and Becker. For the general practitioner this book will be a revelation along a line of vital importance. To the pathologist it will clear up much that is misty, and the surgeon will find the work without a parallel in its special province."—*Denver Medical Times.*

"The different varieties of carcinoma are considered in detail; their pathology, symptomatology, differential diagnosis, and treatment being fully discussed in separate chapters. Much care has been taken in the chapters on Differential Diagnosis of Carcinoma of the Body of the Uterus, nearly one hundred pages being devoted to this alone. This book naturally appeals to the wants of the general practitioner, who frequently comes in contact with numerous cases of this dread malady. To the surgeon the newer methods of treatment, the discussion of implantation, and the exhaustive consideration of the prognosis will be of much interest. The pathologist is often baffled in making a diagnosis from uterine scrapings. Here he can find illustrations of the mucosa at different periods of life, of degenerate changes that result from poor hardening, and of practically every pathological condition that might in any way be confused with cancer of the uterus, whether developing in the cervix or body.

"The names of Max Brödel and Hermann Becker are a sufficient guarantee for the excellence of the illustrations. This work deserves the close attention of every practitioner of medicine, as it is a most excellent work."—*Medical Brief, New York City.*

CURRIER.

The Menopause.

A Consideration of the Phenomena which occur to Women at the Close of the Childbearing Period, with Incidental Allusions to their Relationship to Menstruation. Also a Particular Consideration of the Premature (especially the Artificial) Menopause. By ANDREW F. CURRIER, A. B., M. D., New York City. 12mo, 284 pages. Cloth, \$2 00.

"This is a remarkably interesting treatise upon a subject but scantily dealt with by writers upon general medicine. The author has taken great pains to make a thorough study of the topic, and his conclusions are arrived at by logical methods of reasoning. He shows, what many medical men have long suspected, that the climacteric is not of itself a cause of disease, and that normally it passes by without observable effect."—*Northwestern Lancet*.

"Such a universally important topic as the menopause deserves the extended consideration given it in this volume. The author takes the ground that this period of woman's life is not so fraught with danger as taught in previous works on the subject. He also corrects the prevalent idea of an intimate relationship between cancer and the menopause. Artificial menopause is carefully considered. It is a most valuable book, and should be in the hands of every physician."—*Nashville Journal of Medicine and Surgery*.

DAVIDSON.

Geographical Pathology.

An Inquiry into the Geographical Distribution of Infective and Climatic Diseases. By ANDREW DAVIDSON, M. D., F. R. C. P. Ed., late Visiting and Superintending Surgeon, Civil Hospital, Mauritius. Part I. Europe, Northern and Western Asia, India, Ceylon, Burmah. Part II. South-eastern Asia, Indian Archipelago, Australia, Polynesia, Africa, America. 8vo, 1005 pages. Cloth, \$7.50.

"The object of this work is to sketch the geographical distribution of infectious and climatic diseases, and at the same time to trace the influence of temperature, rainfall, altitude, and soil conditions on their prevalence, character, and epidemic spread. The fulfillment of such a purpose by the author is the highest praise that can be given for patient research and widespread study. The system which he has adopted has enabled him to present the subject in a light which can not fail to interest the physician, philosopher, naturalist, sanitarian, statesman, and general student. Indeed, any effort intended to study the natural laws of disease on a comprehensive scale can not fail of wide appreciation by a large class of thoughtful readers. To such this admirable work appeals with striking force and novel interest. No work we have seen has approached it in thoroughness of detail or comprehensiveness in design."—*Medical Record*.

DEXTER.

The Anatomy of the Peritonæum.

By FRANKLIN DEXTER, M. D., Assistant Demonstrator of Anatomy, College of Physicians and Surgeons, New York. With 39 Colored Illustrations. 12mo. Cloth, \$1.50.

DENCH.

Diseases of the Ear.

A Text-Book for Practitioners and Students of Medicine. By EDWARD BRADFORD DENCH, Ph. B., M. D., Professor of Otolaryngology in the University and Bellevue Hospital Medical College; Aural Surgeon to the New York Eye and Ear Infirmary; Consulting Otologist to St. Luke's Hospital; Consulting Otologist to the New York Orthopædic Dispensary and Hospital. Second edition, revised. With 8 Colored Plates and 152 Illustrations in the Text. 8vo, 645 pages. Cloth, \$5.00; sheep, \$6.00. *Sold only by subscription.*



EDWARD BRADFORD DENCH, M. D.

In this work the author has endeavored to supply the needs of the general practitioner as well as those of the special surgeon. Minute pathology has therefore been extensively considered, and for the benefit of those unfamiliar with the various manipulative procedures much space and attention are given to them. The importance of thorough functional examination of the ear is emphasized, and the results of the most recent and reliable investigations are placed before the reader in a manner best suited to make them available and helpful in diagnosis.

The fact that many diseases of the ear are only local manifestations of systemic conditions is not lost sight of. Much attention is given to operative procedures upon the middle ear and to the gross pathological lesions of the conducting apparatus, and also to the various manipulative measures instituted for their relief.

The illustrations are numerous and well executed, and contribute largely to a clear understanding of the author's descriptions of operative measures and of normal and pathological conditions.

In preparing the second edition of the work the author has carefully revised each chapter, correcting errors that may have existed and supplying omissions that may have occurred in the first edition, thereby placing the work abreast the present state of knowledge of the science of otology. The work is confidently offered as a reliable guide to practitioners and as a text-book for students.

"An examination of the contents will prove that this volume carries its *raison d'être*. It embodies in a most satisfactory manner the known facts of otology, having incorporated most successfully, and with little bias, the recent advancements that have been made in this branch. Recognizing the aid which comes from a faithful reproduction of the anatomical structures concerned, and from showing the site of operative procedures, the plates have been prepared with all the care and precision of modern engraving art from the specimens themselves. The high class of illustrations in the work is worthy of special praise. The text maintains a character that will rank the author as one of our best otological writers. He has paid marked attention to the physiological basis of aural studies, and to the functional examination in cases of ear disease. In mentioning treatment, he has gone into manipulative details that other writers have omitted, and yet which are very necessary to the student and practitioner who may never have had a chance to study and observe these matters in special aural clinics. The author is perhaps more fond of operative procedures in middle-ear disease than some of his colleagues, but he has given us what we have desired—a good, modern *résumé* on the benefits to be derived from such operations."—*Columbus Medical Journal*.

"This is a work of excellence, and well adapted, as its name implies, for both the practitioner and the student. The chapters on Anatomy and Physiology are complete, and the facts are presented with a clearness that will certainly aid the student. . . . The work is a valuable addition to otological literature, and will prove of great service to every practitioner and student."—*Cincinnati Lancet-Clinic*.

DOTY.**A Manual of Instruction in the Principles of Prompt Aid to the Injured.**

Including a Chapter on Hygiene and the Drill Regulations for the Hospital Corps, U. S. Army. Designed for Military and Civil Use. By ALVAH H. DOTY, M. D., Major and Surgeon, Ninth Regiment, N. G. S. N. Y.; late Attending Surgeon to Bellevue Hospital Dispensary, New York. Third edition, revised. With 121 Illustrations 12mo. Cloth, \$1.50.

THIS book has been thoroughly revised, and enlarged by the addition of chapters on Hygiene, Antiseptics, and Disinfection, and the substitution, by authority of the Surgeon-General, of the United States Ambulance Corps Drill, now in force in the Army, for the original chapter on Transportation of the Wounded. As it stands it is without doubt the best work of its kind now published, and is especially adapted to the needs of the Ambulance Corps of the National Guards of the United States.

DOWN.**Health Primers.**

Edited by J. LANGDON DOWN, M. D., F. R. C. P.; HENRY POWER, M. B., F. R. C. S.; J. MORTIMER-GRANVILLE, M. D.; JOHN TWEDY, F. R. C. S. In square 16mo volumes. Cloth, 40 cents each.

THOUGH it is of the greatest importance that books upon health should be in the highest degree trustworthy, it is notorious that most of the cheap and popular kind are mere crude compilations of incompetent persons, and are often misleading and injurious. Impressed by these considerations, several eminent medical and scientific men of London have combined to prepare a series of HEALTH PRIMERS of a character that shall be entitled to the fullest confidence. They are to be brief, simple, and elementary in statement, filled with substantial and useful information suitable for the guidance of grown-up people. Each primer will be written by a gentleman specially competent to treat his subject, while the critical supervision of the books is in the hands of a committee who will act as editors.

As these little books are produced by English authors, they are naturally based very much upon English experience, but it matters little whence illustrations upon such subjects are drawn, because the essential conditions of avoiding disease and preserving health are to a great degree everywhere the same.

Volumes now ready.

- I. EXERCISE AND TRAINING. II. ALCOHOL: ITS USE AND ABUSE. III. PREMATURE DEATH: ITS PROMOTION AND PREVENTION. IV. THE HOUSE AND ITS SURROUNDINGS. V. PERSONAL APPEARANCE IN HEALTH AND DISEASE. VI. BATHS AND BATHING. VII. THE SKIN AND ITS TROUBLES. VIII. THE HEART AND ITS FUNCTIONS. IX. THE NERVOUS SYSTEM.

EVANS.**Handbook of Historical and Geographical Phthisiology,**

With Special Reference to the Distribution of Consumption in the United States. Compiled and arranged by GEORGE A. EVANS, M. D., Member of the Medical Society of the County of Kings, New York; Member of the American Medical Association, etc. 8vo, 294 pages. Cloth, \$2.00.

"This work of Dr. Evans's presents a comprehensive view of the subject of phthisis. The historical sketch of the disease is complete and entertaining, the account of the geographical distribution, both in this country and abroad, very instructive, and the conclusions drawn are logical and concise. Considerable space is given to the topography and meteorology of different parts of the United States with reference to consumption. The book should meet with a large sale."—*Pittsburg Medical Review.*

EVETZKY.

The Physiological and Therapeutical Action of Ergot.

Being the Joseph Mather Smith Prize Essay for 1881. By ETIENNE EVETZKY, M. D. 8vo. Limp cloth, \$1.00.

"In undertaking the present work my object was to present in a condensed manner all the therapeutic possibilities of ergot. In a task of this nature original research is out of the question. No man's evidence is sufficient to establish the merits of a drug considered in the manner indicated, and no one man's opportunities are sufficient to grasp the entire subject. Consequently it remained to gather from the volumes of past and current periodical literature the testimony of the multitude of physicians that had been led to use ergot in different morbid conditions. I have recorded everything that has come to my notice. I have grouped and classified the immense material in our possession. In all cases in which the action of ergot could be explained I have attempted to do so, although this task is frequently difficult, if not impossible. . . . The reader will see that ergot has been used in a large number of diseases; some of these uses have little or no practical value, yet it is very important to know them, as they serve to illustrate the therapeutic properties of the drug. They have been brought to the notice of the reader without any comments, but those that are essential and of the greatest practical importance have been dealt with more fully. Among the latter may be mentioned the use of ergot in inflammation, aneurism, cardiac diseases, the post-parturient state, uterine fibroid tumors, rheumatism, etc."—*From the Preface.*

EWALD.

The Diseases of the Stomach.

By Dr. C. A. EWALD, Extraordinary Professor of Medicine at the University of Berlin. Translated and edited, with numerous Additions, from the third German edition, by Morris Manges, A. M., M. D., Assistant Visiting Physician to Mount Sinai Hospital; Lecturer on General Medicine, New York Polyclinic, etc. Thoroughly revised, rearranged, largely rewritten, and brought up to date from the most recent literature on the subject. 8vo, 602 pages. Cloth, \$5.00; sheep, \$6.00.

Sold only by subscription.

"This work as it now stands is the best on the subject of stomach diseases in the English language. No physician's library is complete without it. It is in every way well adapted to the requirements of the general practitioner, although complete enough to meet also the requirements of the specialist."—*American Medico-Surgical Bulletin.*

"Dr. Ewald's book has met with a very cordial reception by the medical profession. Within a short period three editions have appeared, and translations published in England, Spain, France, Italy, and the United States. To the present edition the author has not only added considerable new matter, but he has also entirely rewritten the work. The arrangement of the chapters has been somewhat changed, and many new personal observations and therapeutic experiences added. The desirability of surgical interference is carefully considered, and the *pros* and *cons* given so far as would be necessary to enable a physician to determine whether the aid of the surgeon might be required. The translator has done his work well, and has incorporated much new matter into the text and footnotes."—*North American Journal of Homoeopathy.*

"Only commendation can be given this translation of the third edition of Professor Ewald's work, as its high character is acknowledged as well in this country as in Europe. The subject is clearly and fully treated in accordance with the latest scientific views. The translator adds to the text all facts of interest brought forward since the German edition was published, thus bringing the work up to date. In these days when the field of the general practitioner is being so greatly limited by specialists, it becomes necessary for every physician to keep informed in regard to the advances being made both in diagnosis and treatment in this important branch, lest it, too, be lost to him. For this reason, if for no other, this work should be in the library of every general practitioner. We can most heartily commend it."—*Southern Medical Record.*

"The appearance of the first edition of this work in 1892 by Professor Ewald acted as a stimulus to further and more general study of pathological conditions of the stomach. In this volume will be found much matter that is new and that is well illustrated, which brings the subject-matter down to date. The author directs special attention to the progress made during the past few years in gastric surgery, and discusses the various diseases in which there are indications for operative interference. This work of Professor Ewald will hold its own as one of the most valuable of the monographs that can find a way to a physician's library."—*Lancet-Clinic.*

FLINT.**A Text-Book of Human Physiology.**

AUSTIN FLINT, M. D.

For the Use of Students and Practitioners of Medicine. By AUSTIN FLINT, Jr., M. D., LL. D., Professor of Physiology and Physiological Anatomy in the Bellevue Hospital Medical College, New York; Fellow of the New York State Medical Association, etc. Fourth edition. Entirely rewritten. One large 8vo volume of 872 pages, elegantly printed on fine paper, and profusely illustrated with 2 Lithographic Plates and 316 Engravings on Wood. Cloth, \$6.00; sheep, \$7.00.

"In general plan and scope the present edition does not differ from its predecessors, and it is not notably different in the arrangement of matter, but it presents the facts of human physiology as they are accepted at the present day, stated in such clear language and in such a natural sequence that it is easy for the student to make himself master of the subject. The author's many years of experience as a teacher

of physiology in one of our largest medical schools have taught him to know just what the medical student and the medical practitioner want in a text-book of that science; they have enabled him to solve most judiciously the difficult question of drawing the line between the facts and doctrines necessary to be presented, and unnecessary details of methods and means of investigation that would add inconveniently to the bulk of such a book and prove little more than confusing to the reader. As it stands, this text-book, we think, has no superior in its proper field. It is trustworthy in its statements, sufficiently comprehensive, free from irrelevant and cumbersome matter, and easily understood. The publishers are to be commended for bringing it out in so handsome a form. The excellence of their work shows both in the typography and in the presswork. The pictorial illustrations are numerous, well adapted to their purpose, and exceedingly well made."—*New York Medical Journal*.

Medicine of the Future.

An Address prepared for the Annual Meeting of the British Medical Association in 1886. By AUSTIN FLINT, Sr., M. D., LL. D. With Steel Engraving of the Author. 12mo, 37 pages. Cloth, \$1.00.

"The late Dr. Austin Flint was appointed to read the address on Medicine before the British Medical Association at its meeting in 1886. The manuscript was found among his papers, and the address is printed precisely as it was written. The proof was reverently read by his son, who dedicates this, his father's last literary work, to the profession he so loved and admired. The book contains an excellent portrait of the late Dr. Flint. It is a most fitting memorial volume. The address itself is a most scholarly work, and should be added to the library of every practitioner."—*Buffalo Medical and Surgical Journal*.

The Source of Muscular Power.

Arguments and Conclusions drawn from Observations upon the Human Subject under Conditions of Rest and of Muscular Exercise. By AUSTIN FLINT, Jr., M. D., LL. D., Professor of Physiology in the Bellevue Hospital Medical College, New York, etc. 8vo, 103 pages. Cloth, \$1.00.

"There are few questions relating to philosophy of greater interest and importance than the one which is the subject of this essay. I have attempted to present an accurate statement of my own observations, and what seem to me to be the logical conclusions to be drawn from them, as well as from experiments made by others upon the human subject under conditions of rest and of muscular exercise."—*From the Preface*.

FLINT.

Medical Ethics and Etiquette.

By AUSTIN FLINT, Sr., M. D. 12mo. 60 cents.

THE Code of Ethics adopted by the American Medical Association.

Manual of Chemical Examination of the Urine in Disease.

With Brief Directions for the Examination of the Most Common Varieties of Urinary Calculi, and an Appendix containing a Diet-Table for Diabetics. By AUSTIN FLINT, Jr., M. D., LL. D., Professor of Physiology and Microscopy in the Bellevue Hospital Medical College; Fellow of the New York Academy of Medicine, etc. Fifth edition, revised and corrected. 12mo, 77 pages. Cloth, \$1.00.

THE chief aim of this little work is to enable the busy practitioner to make for himself, rapidly and easily, all ordinary examinations of urine; to give him the benefit of the author's experience in eliminating little difficulties in the manipulations, and in reducing processes of analysis to the utmost simplicity that is consistent with accuracy.

On the Physiological Effects of Severe and Protracted MuscularExercise:

With special reference to its Influence upon the Excretion of Nitrogen.

By AUSTIN FLINT, Jr., M. D., LL. D. 8vo, 91 pages. Cloth, \$1.00.

THIS monograph on the relations of urea to exercise is the result of a thorough and careful investigation made in the case of Mr. Edward Payson Weston, the celebrated pedestrian. The chemical analyses were made under the direction of R. O. Doremus, M. D., Professor of Chemistry and Toxicology in the Bellevue Hospital Medical College, by Mr. Oscar Loew, his assistant. The observations were made with the co-operation of professors of the Bellevue Hospital Medical College.

FOSTER.

Reference-Book of Practical Therapeutics.

By Various Authors. Edited by FRANK P. FOSTER, M. D., Editor of "The New York Medical Journal" and of Foster's "Encyclopædic Medical Dictionary." In two large 8vo volumes. Cloth, \$10.00; sheep, \$12.00; half morocco, \$13.00. *Sold only by subscription.*

THIS work is intended as a ready-reference book, in which the physician can find the most recent information concerning the uses and application of remedies; their indications and counter-indications; the various conditions in which they are indicated; the forms in which drugs are best used, their doses, and the methods of administration.

"It is essentially a book for the practitioner, and is an up-to-date work of reference. Only so much of the physiological properties of drugs, their chemical, mineralogical, botanical, and zoological relations as are of direct bearing on their use in practice have been considered in the compilation of this work. . . . The ambitious physician will be pleased with this work."—*Canadian Medical Record.*

"With the second volume this excellent work is completed, and is rendered immediately available, by means of the general index and index of diseases and remedies, as a book of therapeutic reference. A supplement of nearly fifty pages bears witness to the rapid strides in medical science, since it is filled with matter relating to knowledge acquired since the appearance of the first volume. The work is well printed and well bound, and the brief articles on every subject relating to the treatment of disease are excellently written, and in the main satisfactory as to the information they impart."—*Medical Record.*

FOSTER.

An Illustrated Encyclopædic Medical Dictionary.

Being a Dictionary of the Technical Terms used by Writers on Medicine and the Collateral Sciences, in the Latin, English, French, and German Languages. By FRANK P. FOSTER, M. D., Editor of "The New York Medical Journal," Librarian of the New York Hospital. With the collaboration of William C. Ayres, M. D., New Orleans; Edward B. Bronson, M. D., New York; Charles Stedman Bull, M. D., New York; Henry C. Coe, M. D., M. R. C. S., L. R. C. P., New York; Andrew F. Currier, M. D., New York; Alexander Duane, M. D., New York; Simon H. Gage, Ithaca, N. Y.; Henry J. Garrigues, M. D., New York; Charles B. Kelsey, M. D., New York; Russell H. Nevins, M. D., New York; Burt G. Wilder, M. D., Ithaca, N. Y. Complete in Four Imperial Octavo Volumes of about 750 pages each. Illustrated with several hundred Original Wood Engravings and 4 Chromolithographic Microscopical Plates. Per volume, cloth extra, \$9.00; library leather, \$10.00; half Turkey morocco, \$11.00. *Sold only by subscription.*

"There is no question about the position this work will take among scholars. There has never been anything like it in any language, and though future editions will include new terms rendered necessary by the developments of science, the work already accomplished will stand the test of the severest criticism."—*New York Medical Times.*

"We hardly know whether to admire most the courage and public spirit which enabled the publishers to face such a gigantic enterprise, the splendid organizing power of the chief editor, or the zeal and industry of his subordinates. All are admirable, and have resulted in the production of a work which will last as a standard one on the subject, and without which no medical library can be considered complete."—*Edinburgh Medical Journal.*

"It is without doubt the dictionary of medical dictionaries, and is one of the few books of which it can be said with truth that it is absolutely unsurpassed by any other work in medicine. Some medical dictionaries give definition without pronunciation, while others sacrifice definition to pronunciation, or to derivation; whereas, in Foster's work everything that can be properly required of a dictionary is offered to the reader. Such a book must ever be a classic in the literature of the world, and every means in our power should be used to give honor to its distinguished editor and his colleagues, not forgetting the publishers, who by their publication of the work have placed the profession under lasting obligations."—*Therapeutic Gazette.*

FOURNIER.

Syphilis and Marriage.

Lectures delivered at the St. Louis Hospital, Paris. By ALFRED FOURNIER, Professeur à la Faculté de Médecine de Paris; Médecin de l'Hôpital Saint-Louis. Translated by P. Albert Morrow, M. D., Physician to the Skin and Venereal Department, New York Dispensary, etc. 8vo. Cloth, \$2.00; sheep, \$3.00.

"The book supplies a want long recognized in medical literature, and is based upon a very extended experience in the special hospitals for syphilis of Paris, which have furnished the author with a rich and rare store of clinical cases, utilized by him with great discrimination, originality, and clinical judgment. It exhibits a profound knowledge of its subject under all relations, united with marked skill and tact in treating the delicate social questions necessarily involved in such a line of investigation. It is a book to buy, to keep, to read, to profit by, and to lend to others."—*Boston Medical and Surgical Journal.*

FRIEDLAENDER.

The Use of the Microscope in Clinical and Pathological Examinations.

By Dr. CARL FRIEDLAENDER, Privat-Docent in Pathological Anatomy in Berlin. Translated from the enlarged and improved second edition by Henry C. Coe, M. D., etc. With a Chromolithograph. With copious Index. 12mo, 195 pages. Cloth, \$1.00.

"We are very much pleased to see Dr. Friedlaender's little book make its appearance in English dress. As we have a practical acquaintance with the German edition since its appearance, we can speak of it in terms of unqualified praise. . . . Every one doing pathological work should have this little book in his possession. . . . The translator has done his work well, and has certainly conferred a great favor on all microscopists by placing within the reach of every one the work of so accomplished a teacher as Dr. Carl Friedlaender."—*Canada Medical and Surgical Journal*.

FUCHS.

A Text-Book of Ophthalmology.

A revised and enlarged edition of a Text-Book of Ophthalmology. By Dr. ERNEST FUCHS, Professor of Ophthalmology in the University of Vienna. Second American edition, translated and revised from the seventh enlarged and improved German edition by A. Duane, M. D., Assistant Surgeon, Ophthalmic and Aural Institute, New York. 8vo. Cloth, \$5.00; sheep, \$6.00. *Sold only by subscription.*

DR. FUCHS'S great opportunities for clinical observation, combined with his thorough practical knowledge of anatomical and pathological science, have enabled him to write a treatise which for scientific accuracy and all-round completeness will compare favorably with any work of its character; and his experience as a teacher and lecturer has enabled him to present the matter in a form eminently suited to the needs of the medical student and general practitioner.

"We know of no text which goes as deeply into the technical points involved in ophthalmic problems, and yet can be so easily followed by the reader as this. . . . Taken all in all, the views expressed in this work are remarkably well balanced, and the changes of text in the new edition assure the popularity of the work."—*Columbus Medical Journal*.

GARMANY.

Operative Surgery on the Cadaver.

By JASPER JEWETT GARMANY, A. M., M. D., F. R. C. S. Attending Surgeon to Outdoor Poor Dispensary of Bellevue Hospital; Visiting Surgeon to Ninety-ninth Street Reception Hospital; Member of the British Medical Association, etc. With 2 colored Diagrams showing the Collateral Circulation after Ligatures of Arteries of Arm, Abdomen, and Lower Extremity. Small 8vo, 150 pages. Cloth, \$2.00.

"To the more advanced student who has the opportunity of operating on the cadaver this work will be of great value, since it reduces to a system the procedure of ordinary surgical operations. To the practitioner it will be valuable as a work of easy reference as to the best methods of operation. In fact, it should have been named a manual of surgical operations. The instructions given are full, yet very plain and concise, and we predict for it a wide circulation."—*Peoria Medical Monthly*.

GAMGEE.**Yellow Fever a Nautical Disease.**

Its Origin and Prevention. By JOHN GAMGEE. 8vo, 207 pages. Cloth, \$1.50.

"The author discusses, with a vast array of clear and well-digested facts, the nature and prevention of yellow fever. The work is admirably written, and the author's theories plausible and well sustained by logical deductions from established facts."—*Homœopathic Times*.

"The theory is certainly shown to be a plausible one; and every reader, whether he be convinced or not, can not but be interested, instructed, and set to thinking."—*Lancet-Clinic*.

GIBSON AND RUSSELL.**Physical Diagnosis.**

A Guide to Methods of Clinical Investigation. By G. A. GIBSON, M. D., D. Sc., F. R. C. P. Edin., and WILLIAM RUSSELL, M. D., F. R. C. P. Edin. With 101 Illustrations. 12mo, 376 pages. (The Students' Series.) Cloth, \$2.50.

"No book takes the place of the living teacher, but a good book greatly aids the student to comprehend and remember the lessons given by the teacher. Such a book is the one before us. No student who masters its contents can fail of being greatly benefited. Its numerous accurate illustrations materially enhance its teaching power."—*American Lancet*.

GOULEY.**Diseases of the Urinary Apparatus.**

Phlegmasic Affections. Being a Series of Twelve Lectures delivered during the Autumn of 1891. By JOHN W. S. GOULEY, M. D., Surgeon to Bellevue Hospital. 12mo, 342 pages. Cloth, \$1.50.

"The gravity and frequency of diseases of the urinary apparatus makes them worthy of the closest attention and study. The twelve lectures delivered by Dr. Gouley, comprising the book, are divided into two sections under the heads of General Considerations and Special Considerations. The author handles his subjects in a manner which very clearly shows that he is most thoroughly acquainted with the same."—*Memphis Medical Monthly*.

GROSS.**A Practical Treatise on Tumors of the Mammary Gland:**

Embracing their Histology, Pathology, Diagnosis, and Treatment. By SAMUEL W. GROSS, A. M., M. D., Surgeon to and Lecturer on Clinical Surgery in the Jefferson Medical College Hospital and the Philadelphia Hospital, etc. With 28 Illustrations. In one handsome octavo volume of 246 pages. Cloth, \$2.50.

"We know of no book in the English language which attempts to cover the ground covered by this one; indeed, the author seems to be the first who has sought to handle the whole subject of mammary tumors in one systematic treatise. How he has succeeded will best be seen by a study of the book itself. In the early chapters, the classification and relative frequency of the various tumors, their evolution and transformations, and their etiology, are dealt with; then, each class is studied in a separate chapter, in which the result of the author's work is compared with that of others, and the general conclusions are drawn which give to the book its great practical value; finally, a chapter is devoted to diagnosis, one to treatment, and one to the tumors in the mammary gland of the male."—*New York Medical Journal*.

"Altogether, the work is one of more than ordinary interest to the surgeon, gynecologist, and physician."—*Detroit Lancet*.

GRUBER.

A Text-Book of the Diseases of the Ear.

By Dr. JOSEF GRUBER, Professor of Otology in the Imperial Royal University of Vienna. Translated from the second German edition, and edited, with additions, by Edward Law, M. D., C. M. Edin., M. R. C. S. Eng., and by Coleman Jewell, M. D., C. M. Edin., M. R. C. S. Eng. Second American edition. With 165 illustrations and 70 colored Figures on 2 Lithographic Plates. 8vo, 648 pages. Cloth, \$6.50.

"The book is prominent, if not pre-eminent, among an array of excellent works. In this character of literature it is destined long to stand as a monumental landmark. Its character is such that it may not only be relied on by specialists, but may be appealed to with confidence and satisfaction by the general practitioner, who is not infrequently called upon to correct disorders of this part of the human anatomy. The subjects coming within the scope of the work have been dealt with in every detail, and the book is profusely and excellently illustrated."—*Pacific Medical Journal*.

HAMMOND.

A Treatise on Insanity,

In its Medical Relations. By WILLIAM A. HAMMOND, M. D., late Surgeon-General U. S. Army; Professor of Diseases of the Mind and Nervous System in the New York Post-Graduate Medical School; President of the American Neurological Association, etc. 8vo, 767 pages. Cloth, \$5.00; sheep, \$6.00.

"Dr. Hammond is a bold and strong writer, has given much study to this subject, and expresses himself so as to be understood by the reader, even if the latter does not coincide with him. We like the book very much, and consider it a valuable addition to the literature of insanity. We have no hesitancy in commending the book to the medical profession, as it is to them it is specially addressed."—*Therapeutic Gazette*.

A Treatise on the Diseases of the Nervous System.

By WILLIAM A. HAMMOND, M. D., late Surgeon-General U. S. Army; late Professor of Diseases of the Mind and Nervous System in the New York Post-Graduate Medical School and Hospital, etc. With the Collaboration of GRAEME M. HAMMOND, M. D., Professor of Diseases of the Mind and Nervous System in the New York Post-Graduate Medical School and Hospital; Fellow of the New York Academy of Medicine, etc. Ninth edition, with Corrections and Additions. With 118 illustrations. 8vo, 932 pages. Cloth, \$5.00; sheep, \$6.00.

"A book which has passed through eight large editions needs no introduction to the medical profession, no words of praise, and hardly any adverse criticism; the medical public has long ere this reviewed its pages and noted the points of strength and of weakness. This ninth edition has been carefully revised and brought up to the present time by the author's son, Dr. Graeme M. Hammond, and consequently stands in the front rank of text-books in neurology."—*Buffalo Medical and Surgical Journal*.

"The ninth edition of this well-known work has been thoroughly revised and brought up to our present knowledge of this intricate and extensive subject. Dr. Hammond's work has always enjoyed a popularity not only on this continent but also on the continent of Europe, as is evidenced by its translation into the French, Italian, and Spanish languages. From the care bestowed by the learned author, with the assistance of his son, on the present edition, there is no doubt that it will be as cordially welcomed as its predecessors have been. The work is profusely and well illustrated, and reflects credit on the well-known publishers."—*Montreal Medical Journal*.

HAMMOND.**Clinical Lectures on Diseases of the Nervous System,**

Delivered at the Bellevue Hospital Medical College. By WILLIAM A. HAMMOND, M. D., late Professor of Diseases of the Mind and Nervous System, etc. Edited, with Notes, by T. M. B. Cross, M. D., Assistant to the Chairs of Diseases of the Mind and Nervous System, etc. In one handsome volume of 300 pages. Cloth, \$3.50.

THESE lectures have been reported in full, and together with the histories of the cases, which were prepared by the editor after careful study and prolonged observation, constitute a clinical volume which, while it does not claim to be exhaustive, will nevertheless be found to contain many of the more important affections of the kind that are commonly met with in practice.

As these lectures were intended especially for the benefit of students, the author has confined himself to a full consideration of the symptoms, causes, and treatment of each affection, without attempting to enter into the pathology or morbid anatomy.

HARVEY.**First Lines of Therapeutics**

As Based on the Modes and the Processes of Healing as occurring spontaneously in Diseases; and on the Modes and the Processes of Dying as resulting naturally from Disease. In a Series of Lectures. By ALEXANDER HARVEY, M. A., M. D., Emeritus Professor of Materia Medica in the University of Aberdeen, etc. 12mo, 278 pages. Cloth, \$1.50.

"We may say that, as a contribution to the philosophy of medicine, this treatise, which may be profitably read during odd moments of leisure, has a happy method of statement and a refreshing freedom from dogmatism."—*Medical Record*.

HIRT.**Diseases of the Nervous System.**

A Text-Book for Physicians and Students. By Dr. LUDWIG HIRT, Professor at the University of Breslau. Second American edition, translated, with permission of the Author, and revised from the second German edition, by August Hoch, M. D., assisted by Frank R. Smith, A. M. (Cantab.), M. D., Assistant Physicians to the Johns Hopkins Hospital. With an Introduction by William Osler, M. D., F. R. C. P., Professor of Medicine in the Johns Hopkins University, and Physician in Chief to the Johns Hopkins Hospital, Baltimore. With 181 illustrations. 8vo, 715 pages. Cloth, \$5.00; sheep, \$6.00.

THE book has been carefully and thoroughly revised from the second German edition; many changes and additions have been made, and the new discoveries in neurotherapeutics which have been made since the publication of the first edition have been introduced, including a section on osteoarthropathy. Several new illustrations have been added, and some of the original illustrations have been replaced by others of greater excellence.

"The author of this volume has long been recognized as one of the ablest writers on neurology in Germany. This translation brings to the American reader one of the best studies of this subject for immediate reference. . . . The illustrations and type are excellent, and altogether this is one of the best works that can be placed in any working library."—*Journal of Inebriety*.

"A delightful book to study, and of the utmost value to the general practitioner."—*Medical Record*.

M. A.
vous
stant
In

were
olum-
more

him-
tempt-

erring
es of
By
edica
50.
may be
g free-

Pro-
rans-
cond
mith,
obkins
C. P.,
ician
stra-

anges
made
pathy.
ced by

ogy in
ect for
he best

ecord.



FIG. 165.




FIG. 164.

VACCINE VESICLES.

FIG. 164 shows typical vaccine vesicles upon the tenth day, life-size, giving also the exact size of the scarification, and an areola of average appearance. FIG. 165 shows vesicles also upon the tenth day, with the exact size of the scarification, and illustrates the relation between the two. There are several small vesicles near the large one, and an unnecessarily large sore has resulted. Both vesicles were produced with the same lymph. (After photographs by William C. Cutler, M. D.)

HOFMANN AND ULTZMANN.

Analysis of the Urine.

With Special Reference to the Diseases of the Genito-Urinary Organs. By K. B. HOFMANN, Professor in the University of Grätz, and R. ULTZMANN, Docent in the University of Vienna. Translated by T. Barton Brune, A. M., M. D., late Professor of the Practice of Medicine in the Baltimore Polyclinic and Post-Graduate Medical School, etc., and H. Holbrook Curtis, Ph. B., M. D., Fellow of the New York Academy of Medicine, etc. Third edition, revised and enlarged. With 8 Lithographic Plates. 8vo, 310 pages. Cloth, \$2.00.

HOLT.

The Diseases of Infancy and Childhood.

For the Use of Students and Practitioners of Medicine. By L. EMMETT HOLT, A. M., M. D., Professor of Diseases of Children in the New York Polyclinic; Attending Physician to the Babies' Hospital and to the Nursery and Child's Hospital, New York; Consulting Physician to the New York Infant Asylum and to the Hospital for Ruptured and Crippled. With 7 full-page Colored Plates and 203 Illustrations. Cloth, \$6.00; sheep, \$7.00; half morocco, \$7.50. Sold only by subscription.



L. EMMETT HOLT, M. D.

A WELL-KNOWN teacher in New York, on being asked his opinion of a certain English work on Diseases of Children, published within the few years, said: "It is a most excellent book in the field which it covers; but it has one serious defect: *the writer's children are all over two years old.*" The defect referred to has been a common one in all recent works upon pædiatrics. It has been the author's purpose, in the preparation of the present book, to supply what has long been needed—a work in which full and adequate space is given to the "Diseases of Infancy and Childhood."

This work is devoted pre-eminently to the diseases of infancy and young childhood, but, while the emphasis of the author is laid upon disease as it is seen in very young children, it aims to cover the entire field of pædiatrics. It contains no exhaustive articles on rare diseases, but the space of the book is devoted to a consideration of those subjects which are of most importance to the general practitioner and the medical student, because they are questions which relate to everyday experience. It is essentially an original work, representing eleven years of hospital experience among young children.

"It is seldom that we have experienced so much pleasure in the course of book reviewing as in the case of this volume by Dr. Holt. The work is a credit to American medical authorship. Perhaps its most prominent characteristic is its intimate blending of wide personal experience with extensive knowledge of and large use of pædiatric literature. In consequence the reader feels that, in the statements placed before him, he is made acquainted not only with the author's well-grounded views, but with the generally accepted opinion also. . . . The American practitioner who desires to be fully acquainted with what American pædiatrics is accomplishing can not afford to be without this volume."—*Medical News.*

HOLT.**The Care and Feeding of Children.**

A Catechism for the Use of Mothers and Children's Nurses. By L. EMMETT HOLT, M. D., Professor of Diseases of Children in the New York Polyclinic; Attending Physician to the Babies' Hospital and the Nursery and Child's Hospital, New York. Second edition, revised and enlarged 16mo, 108 pages. Cloth, 50 cents.

"In the matters discussed, it is the needs of the well child, not the sick one, which have been considered. The well child must in the great majority of cases be left to the care of the mother or nurse for whose guidance and assistance these pages are intended."—*From the Preface to the second edition.*

HOWE.**The Breath, and the Diseases which give it a Fetid Odor.**

With Directions for Treatment. By JOSEPH W. HOWE, M. D., Clinical Professor of Surgery in the Medical Department of the University of New York, etc. Second edition, revised and corrected. 12mo, 108 pages. Cloth, \$1 00.

"This little volume well deserves the attention of physicians, to whom we commend it most highly."—*Chicago Medical Journal.*

"To any one suffering from the affection, either in his own person or in that of his intimate acquaintances, we can commend this volume as containing all that is known concerning the subject, set forth in a pleasant style."—*Philadelphia Medical Times.*

Emergencies, and how to Treat Them.

The Etiology, Pathology, and Treatment of the Accidents, Diseases, and Cases of Poisoning which demand Prompt Action. Designed for Students and Practitioners of Medicine. By JOSEPH W. HOWE, M. D., Author of "The Breath, and the Diseases which give it a Fetid Odor"; Clinical Professor of Surgery in the Medical Department of the University of New York, etc. Fourth edition, revised. 8vo, 265 pages. Cloth, \$2.50.

HUEPPE.**The Methods of Bacteriological Investigation.**

By FERDINAND HUEPPE, Docent in Hygiene and Bacteriology in the Chemical Laboratory of R. Fresenius, at Wiesbaden. Written at the request of Dr. Robert Koch. Translated by Hermann M. Biggs, M. D., Instructor in the Carnegie Laboratory, and Assistant to the Chair of Pathological Anatomy in Bellevue Hospital Medical College. With 31 Illustrations. 8vo, 218 pages. Cloth, \$2.50.

"This is the best book so far available in English, being better adapted to the general student who undertakes the study from first principles."—*North Carolina Medical Journal.*

"As a whole, the book, written at Professor Koch's request, reflects credit on the master's choice of author, and is one which no student of pathology can afford to be without. The translation seems to have been most acceptably made."—*Medical Press of Western New York.*

HUXLEY.

The Anatomy of Vertebrated Animals.

By THOMAS HENRY HUXLEY, LL. D., F. R. S. Illustrated. 12mo, 431 pages. Cloth, \$2.50.

"The present work is intended to provide students of comparative anatomy with a condensed statement of the most important facts relating to the structure of vertebrated animals which have hitherto been ascertained. The *Vertebrata* are distinguished from all other animals by the circumstance that a transverse and vertical section of the body exhibits two cavities completely separated from one another by a partition. The dorsal cavity contains the cerebro-spinal nervous system; the ventral, the alimentary canal, the heart, and usually a double chain of ganglia, which passes under the name of the 'sympathetic.' It is probable that this sympathetic nervous system represents, wholly or partially, the principal nervous system of the *Annulosa* and *Mollusca*. And, in any case, the central parts of the cerebro-spinal nervous system—viz., the brain and the spinal cord—would appear to be unrepresented among invertebrated animals."—*The Author*

JACCOUD.

The Curability and Treatment of Pulmonary Phthisis.

By S. JACCOUD, Professor of Medical Pathology to the Faculty of Paris; Member of the Academy of Medicine; Physician to the Lariboisière Hospital, Paris, etc. Translated and edited by Montagu Lubbock, M. D. (London and Paris), M. R. C. P. (England), etc. 8vo, 407 pages. Cloth, \$4.00.

JOHNSTON.

The Chemistry of Common Life.

By the late JAMES F. W. JOHNSTON, F. R. S., Professor of Chemistry in the University of Durham. A new edition, revised and brought down to the Present Time, by ARTHUR HERBERT CHURCH, M. A., Oxon. Illustrated with Maps and numerous Engravings on Wood. 12mo, 592 pages. Cloth, \$2.00.

SUMMARY OF CONTENTS: The Air we Breathe. The Water we Drink. The Soil we Cultivate. The Plants we Rear. The Bread we Eat. The Beef we Cook. The Beverages we Infuse. The Sweets we Extract. The Liquors we Ferment. The Narcotics we Indulge in. The Poisons we Select. The Odors we Enjoy. The Smells we Dislike. The Colors we Admire. What we Breathe, and Breathe for. What, How, and Why we Digest. The Body we Cherish. The Circulation of Matter.

JOHNSTONE.

Botany.

A Concise Manual for Students of Medicine and Science. By ALEX. JOHNSTONE, F. G. S. With 164 Illustrations and a Series of Floral Diagrams. 12mo, 260 pages. (The Students' Series.) Cloth, \$1.75.



HOWARD A. KELLY, M.D.

KELLY.**Operative Gynecology.**

By HOWARD A. KELLY, A. B., M. D., Fellow of the American Gynecological Society; Professor of Gynecology and Obstetrics in the Johns Hopkins University, and Gynecologist and Obstetrician to the Johns Hopkins Hospital, Baltimore; formerly Associate Professor of Obstetrics in the University of Pennsylvania; Corresponding Member of the Société Obstétricale et Gynécologique de Paris, and of the Gesellschaft für Geburtshilfe zu Leipzig. With 24 Plates and 550 Original Illustrations. In 2 royal octavo volumes. Cloth, \$15.00; half morocco, \$17.00. Sold only by subscription.

which it had aroused is no faint praise. . . . If they were less instructive one might be tempted to say that they were almost too profuse. But of such good work it would seem ungrateful to say that there is a superabundance, and their accuracy and artistic value certainly much enhance the value of the text, and go far in helping to render clear some of the more intricate steps in the various procedures."—*Cleveland Medical Gazette*.

"In clearness of expression as to the text, and in beauty and lucidity as to the pictorial portion, this work leaves little to be desired."—*New York Medical Journal*.

"Recently English works of the kind have been remarkable for good diagrams and fine chromolithographs, but the illustrations to Dr. Kelly's work can defy all rivals. . . . The text of the first volume includes sepsis, bacteriology, topographical anatomy, instruments and examination, anaesthesia, plastic operations and surgical procedures in the neighborhood of the vulva, vagina, cervix, and bladder, and vaginal hysterectomy. Dr. Kelly's views are known far and wide, and he knows how to convey his ideas to others. . . . The beauty of the drawings illustrating 'Kelly's method' and also total hysterectomy for cancer are in keeping with the rest of this remarkable work."—*British Medical Journal*.

"The book, which is in two volumes, has now been published, and is undoubtedly the most important work upon this subject which has yet been written in the English language. Not only the great excellence of the letterpress, but also the artistic merit of the very numerous illustrations with which it is furnished, render the work one well worthy of the American school of gynecology and of the high reputation of its author. . . . Of the plates and illustrations it is impossible to speak too highly. Many of them are triumphs of the illustrator's art, and the author is to be congratulated not only on his artists, but also upon his publishers, who have reproduced the artists' drawings in such a remarkable manner. . . . The volumes are of the highest merit, will long remain the standard work upon the subject of which they treat, and should be in the hands of all gynecologists and surgeons performing pelvic operations."—*Lancet*.

"In Howard Kelly's work, to the publication of which the entire professional world has been looking forward, it is quite unnecessary to go on the 'still hunt' for deficiencies or errors, as of such there are none."—*Canadian Journal of Medicine and Surgery*.

"We consider this work, so far as it goes, the most valuable, the most trustworthy, as it is the most advanced that has yet appeared in our language. . . . No one who consults it can fail to learn something new, or to find something old put in a new light."—*Glasgow Medical Weekly*.

"Essentially a practical book in every sense of the word."—*Medical Review of Reviews*.

"No surgeon's literary outfit is complete without this latest addition to surgical knowledge."—*Philadelphia Medical Journal*.

"A work that exceeds any that as yet has been issued in this special department. . . . Should not only be found on the shelves of the specialists, but every general practitioner should have it at hand for ready reference."—*University Medical Magazine*.



KEYES.**A Practical Treatise on the Surgical Diseases of the Genito-Urinary Organs,**

Including Syphilis. Designed as a Manual for Students and Practitioners. By E. L. KEYES, A. M., M. D., Professor of Genito-Urinary Surgery, Syphilology, and Dermatology in Bellevue Hospital Medical College. Being a revision of a Treatise, bearing the same title, by Van Buren and Keyes. Second edition, thoroughly revised and enlarged. With Engravings. 8v. pages. Cloth, \$5.00; sheep, \$3.00.



E. L. KEYES, M. D.

"Since 1874 the advances in the department of surgery included under the term genito-urinary have been so considerable that the work before us is practically a new book.

... To mention a few subjects that are essentially new, we may allude to litholapaxy, suprapubic cystotomy (the modified and revised older operation), renal surgery, the modern methods of dealing with hydrocele, and the radical cure of varicocele. The book may well challenge favorable comparison with similar works by other authors, and if so examined it will not be found wanting in all that is essential to a reliable, readable, and instructive manual on a highly important branch of the healing art."
—*Medical Record.*

The Tonic Treatment of Syphilis.

By E. L. KEYES, A. M., M. D., Adjunct Professor of Surgery and Professor of Dermatology in the Bellevue Hospital Medical College, etc. Second edition. 8vo, 83 pages. Cloth, \$1.00.

"My studies in syphilitic blood have yielded results at once so gratifying to me and so convincing as to the tonic influence of minute doses of mercury, that I feel impelled to lay this brief treatise before the medical public in support of a continuous treatment of syphilis by small (tonic) doses of mercury. I believe that a general trial of the method will vindicate its excellence."—*Extract from Preface.*

KINGSLEY.**A Treatise on Oral Deformities,**

As a Branch of Mechanical Surgery. By NORMAN W. KINGSLEY, M. D. S., D. D. S., President of the Board of Censors of the State of New York, late Dean of the New York College of Dentistry and Professor of Dental Art and Mechanism, etc. With over 350 Illustrations. 8vo. Cloth, \$5.00; sheep, \$6.00.

"A casual glance at this work might impress the reader with the idea that its contents were of more practical value to the dentist than to the general practitioner or surgeon. But it is by no means a mere work on dentistry, although a practical knowledge of the latter art seems to be essential to the carrying out of the author's views regarding the correction of the different varieties of oral deformities of which he treats. We would be doing injustice to the work did we not make particular reference to the masterly chapter on the treatment of fractures of the lower jaw. The whole subject is so thoroughly studied that nothing is left to be desired by an surgeon who wishes to treat these fractures intelligently and successfully. The work, as a whole, bears marks of originality in every section, and impresses the reader with the painstaking efforts of the author to get at the truth, and apply it in an ingenious and practical way to the wants of the general practitioner, the surgeon, and the dentist."—*Medical Record.*

LEGG.

On the Bile, Jaundice, and Bilious Diseases.

By J. WICKHAM LEGG, M. D., F. R. C. S., Assistant Physician to St. Bartholomew's Hospital, and Lecturer on Pathological Anatomy in the Medical School. With Illustrations in Chromolithography. 8vo, 719 pages. Cloth, \$6.00; Deep, \$7.00.

LITTLE.

Medical and Surgical Aspects of In-Knee

(Genu-Valgum): Its Relation to Rickets; its Prevention; and its Treatment, with or without Surgical Operation. By W. J. LITTLE, M. D., F. R. C. P., late Senior Physician to and Lecturer on Medicine at the London Hospital; Visiting Physician to the Infant Orphan Asylum at Wanstead; the Earlswood Asylum for Idiots; Founder of the Royal Orthopædic Hospital, etc. Assisted by E. Muirhead Little, M. R. C. S. With complete Index, and illustrated by upward of 50 Figures and Diagrams. 8vo, 161 pages. Cloth, \$2.00.

LORING.

A Text-Book of Ophthalmoscopy.

By EDWARD G. LORING, M. D. PART I. THE NORMAL EYE, DETERMINATION OF REFRACTION, AND DISEASES OF THE MEDIA. With 131 Illustrations, and 4 Chromolithograph Plates containing 14 Figures. 8vo, 267 pages. Cloth, \$5.00.

PART II. Edited by F. B. LORING, M. D. DISEASES OF THE RETINA, OPTIC NERVE, AND CHORIOID: Their Varieties and Complications. With Illustrations and Chromolithographic Plates. 8vo. Cloth, \$5.00.

"Since the first part of this work appeared, the profession has looked forward to its completion with much interest, for it was known that the sudden death of the distinguished author would in no wise interfere with its appearance, as he had left the manuscript nearly ready for publication. This has been issued under the supervision of his brother, Dr. F. B. Loring, and constitutes the volume before us. The *first part* treated of the normal eye, determination of refraction, diseases of the media, physiological optics, and theory of the ophthalmoscope. The *second part* (the present volume) treats of diseases of the retina, optic nerve, and chorioid, their varieties and complications, so that the subject of ophthalmoscopy is fully covered; and, treated of in the lucid and attractive style of the author, with his attention to minute details, an abundance of original illustrations, and the hearty co-operation of a liberal publisher, a work of great excellence has been produced. It is the work of a master, the crowning labor of a man of rare scientific attainments, keen perception, discriminating judgment, close observation, and large experience, combined with clearness of expression seldom seen; and is a fitting monument to his previous work in this direction, which has made the 'Loring ophthalmoscope' known wherever ophthalmology is practiced."—*Memphis Journal of Medical Sciences.*

LUSK.

The Science and Art of Midwifery.

By WILLIAM THOMPSON LUSK, M. A., M. D., late Professor of Obstetrics and Diseases of Women and Children in the Bellevue Hospital Medical College; Obstetric Surgeon to the Maternity and Emergency Hospitals; and Gynæcologist to the Bellevue Hospital. New edition, revised and enlarged. With 246 Illustrations. 8vo. Cloth, \$5.00; sheep, \$6.00.

"To the many familiar with the early editions of this classical work its reissue will be a matter of gratification, which will be increased by noting the many valuable additions to the text and the thorough revision of the entire book. The acceptance of this text-book in the medical schools abroad was not needed to stamp its value, and it is not saying too much to insist that in its present form it is the leading treatise upon midwifery in the English language. It would be a matter of supererogation to again point out its practical worth and its thoroughly systematic make-up."—*Chicago Medical Recorder*.

"This well-known text-book and book of reference needs no indorsement from us. It is generally admitted to be one of the very best in the English language. The present edition (the fourth) has been carefully revised, so that it is presented by the author as 'essentially a new book,' and fully up to date."—*Maryland Medical Journal*.

LUYS.

The Brain and its Functions.

By J. LUY, Physician to the Hospice de la Salpêtrière. With Illustrations. 12mo. Cloth, \$1.50.

MARKOE.

A Treatise on Diseases of the Bones.

By THOMAS M. MARKOE, M. D., Professor of Surgery in the College of Physicians and Surgeons, New York, etc. With 66 Plates and 34 Woodcuts. 8vo, 416 pages. Cloth, \$4.50.

THIS valuable work is a treatise on diseases of the bones, embracing their structural changes as affected by disease, their clinical history and treatment, including also an account of the various tumors which grow in or upon them. None of the *injures* of bone are included in its scope, and no joint diseases, excepting where the condition of the bone is a prime factor in the problem of disease. As the work of an eminent surgeon of large and varied experience, it may be regarded as the best on the subject, and a valuable contribution to medical literature.

MATHEWS.

A Treatise on Diseases of the Rectum, Anus, and Sigmoid Flexure.

By JOSEPH M. MATHEWS, M. D., of Louisville, Ky., Professor of the Principles and Practice of Surgery, and Clinical Lecturer on Diseases of the Rectum, in the Kentucky School of Medicine, etc. With 6 Chromolithographs and numerous Illustrations in the text. Second edition. 8vo, 537 pages. Cloth, \$5.00; sheep, \$6.00. *Sold only by subscription.*

THE work is illustrated by six chromolithographs, showing operations on fistula, hæmorrhoids, and other affections of the rectum, and by numerous cuts in the text. Dr. Mathews has devoted many years to the study and teaching of the diseases which are the subject of the treatise, and has written a work that is unique in its excellence and fully up to date. His prominence in the medical profession, as a surgeon, teacher, and specialist, insures the success of the work.

MAUDSLEY.

Body and Mind.

An Inquiry into their Connection and Mutual Influence, especially in reference to Mental Disorders. An enlarged and revised edition, to which are added Psychological Essays. By HENRY MAUDSLEY, M. D. London. 12mo, 275 pages. Cloth, \$1.50.

THE general plan of this work may be described as being to bring man, both in his physical and mental relations, as much as possible within the scope of scientific inquiry.

"Many and valuable books have been written by English physicians on insanity, idiocy, and all the forms of mental aberration. But derangement had always been treated as a distinct subject, and therefore empirically. That the phenomena of sound and unsound minds are not matters of distinct investigation, but inseparable parts of one and the same inquiry, seems a truism as soon as stated. But, strange to say, they had always been pursued separately, and been in the hands of two distinct classes of investigators. The logicians and metaphysicians occasionally borrowed a stray fact from the abundant cases compiled by the medical authorities; but the physician, on the other hand, had no theoretical clew to his observations beyond a smattering of dogmatic psychology learned at college. To effect a reconciliation between the psychology and pathology of the mind, or rather to construct a basis for both in a common science, is the aim of Dr. Maudsley's book."—*London Saturday Review*.

The Physiology of the Mind.

Being the First Part of a third edition, revised, enlarged, and in great part rewritten, of "The Physiology and Pathology of the Mind." By HENRY MAUDSLEY, M. D., London. 12mo, 547 pages. Cloth, \$2.00.

CONTENTS: Chapter I. On the Method of the Study of the Mind. II. The Mind and the Nervous System. III. The Spinal Cord, or Tertiary Nervous Centers; or, Nervous Centers of Reflex Action. IV. Secondary Nervous Centers, or Sensory Ganglia; Sensorium Commune. V. Hemispherical Ganglia; Cortical Cells of the Cerebral Hemispheres; Ideational Nervous Centers; Primary Nervous Centers; Intellectorium Commune. VI. The Emotions. VII. Volition. VIII. Motor Nervous Centers, or Motorium Commune and Actuation or Effection. IX. Memory and Imagination.

"The 'Physiology of the Mind,' by Dr. Maudsley, is a very engaging volume to read, as it is a fresh and vigorous statement of the doctrines of a growing scientific school on a subject of transcendent moment, and, besides many new facts and important views brought out in the text, is enriched by an instructive display of notes and quotations from authoritative writers upon physiology and psychology, and by illustrative cases, which add materially to the interest of the book."—*Popular Science Monthly*.

Responsibility in Mental Diseases.

By HENRY MAUDSLEY, M. D., London. 12mo, 313 pages. Cloth, \$1.50.

"This book is a compact presentation of those facts and principles which require to be taken into account in estimating human responsibility—not legal responsibility merely, but responsibility for conduct in the family, the school and all phases of social relation, in which obligation enters as an element. This work is new in plan, and was written to supply a wide-felt want which has not hitherto been met."—*Popular Science Monthly*.

The Pathology of Mind.

Being the third edition of the Second Part of the "Physiology and Pathology of Mind." Recast, enlarged, and rewritten. By HENRY MAUDSLEY, M. D., London. 12mo, 580 pages. Cloth, \$2.00.

CONTENTS: Chapter I. Sleeping and Dreaming. II. Hypnotism, Somnambulism, and Allied States. III. The Causation and Prevention of Insanity; (a) Etiological. IV. The same continued. V. The Causation and Prevention of Insanity; (b) Pathological. VI. The Insanity of Early Life. VII. The Symptomatology of Insanity. VIII. The same continued. IX. Clinical Groups of Mental Disease. X. The Morbid Anatomy of Mental Derangement. XI. The Treatment of Mental Disorders.

THE new material includes chapters on "Dreaming," "Somnambulism and its Allied States," and large additions in the chapters on the "Causation and Prevention of Insanity."

"Dr. Maudsley has had the courage to undertake and the skill to execute what is, at least in English, an original enterprise."—*London Saturday Review*.

McSHERRY.**Health, and How to Promote it.**

By RICHARD McSHERRY, M. D., Professor of Practice of Medicine, University of Maryland; President of the Baltimore Academy of Medicine, etc. 12mo, 185 pages. Cloth, \$1.25.

"This little book seems to us very well adapted to its purpose, and will, we hope, have a wide circulation, when it can not fail to do much good."—*American Journal of the Medical Sciences.*

"It contains a great deal of useful information, stated in a very simple and attractive way."—*Baltimore Gazette.*

MILLS.**A Text-Book of Comparative Physiology.**

For Students and Practitioners of Veterinary Medicine. By WESLEY MILLS, M. A., M. D. Cloth, \$3.00.

"This work, though one of many on the subject of comparative physiology, is destined to take a position in the foremost ranks of authorities on comparative physiology, for the subject is deftly handled by a man well calculated to elucidate the maze of Nature's laboratory and her wonderful modes. The work, though not voluminous, is concise, lucid, and well presented. His subdivisions are all scientifically made, and presented in such plain though classic English, and well-made plates, that what he lacks in voluminousness is fully compensated for by masterly cuts and diagrams, with which his work abounds."—*Southern Medical Record.*

A Text-Book of Animal Physiology.

With Introductory Chapters on General Biology and a Full Treatment of Reproduction, for Students of Human and Comparative Medicine. By WESLEY MILLS, M. A., M. D., Professor of Physiology in McGill University and the Veterinary College, Montreal. With 505 Illustrations. 8vo. Cloth, \$5.00; sheep, \$6.00.

"I am delighted with Dr. Mills's book, the plan of which is excellent and the details well worked out. It will give students in human physiology a new insight into the relations of the subject."—WILLIAM OSLER, M. D., *Professor of Physiology in Johns Hopkins University.*

MORROW.**A System of Genito-Urinary Diseases, Syphilology, and Dermatology.**

Consisting of Three Volumes, as follows: Vol. I. Genito-Urinary Diseases. Vol. II. Syphilology. Vol. III. Dermatology. By Various Authors. Edited by PRINCE A. MORROW, M. D. Cloth, \$19.50; sheep, \$22.50; half morocco, \$24.00. *Sold only by subscription.*

"The remarkable growth in the magnitude of volumes devoted to each special branch in medicine is well calculated to discourage the beginner, as it is sometimes believed to be carried to excess by many who are not beginners. But no one who has attempted to make diagnoses in the multifarious forms of skin disease has yet found reason to complain of fullness of description. In the volume before us this feature is presented in apparent perfection. . . . The work need hardly be commended to the specialist in its department: doubtless every one has it. It is to him indispensable. It is only to the general practitioners (outside of large cities, who have all classes of diseases to pass upon, that it need be commended as supplying means, by its accuracy, clearness, and fullness of description, to diagnose whatever well-marked cases may be met with in his experience."—*American Practitioner and News.*

"As a complete and systematic treatise on Syphilis and Chancroid this book is without a rival. It is in every sense modern and eminently practical. An especial feature of this work is the large number of excellently executed illustrations."—*University Medical Magazine.*

NEUMANN.

Handbook of Skin Diseases.

By Dr. ISIDOR NEUMANN, Lecturer on Skin Diseases in the Royal University of Vienna. Translated from the second German edition, with Notes, by Lucius D. Bulkley, A. M., M. D., Surgeon to the New York Dispensary, Department of Venereal and Skin Diseases; Assistant to the Skin Clinic of the College of Physicians and Surgeons, New York, etc. 8vo, 467 pages. With 66 Woodcuts. Cloth, \$4.00; sheep, \$5.00.

NIEMEYER.

A Text-Book of Practical Medicine.

With Particular Reference to Physiology and Pathological Anatomy. By the late Dr. FELIX VON NIEMEYER, Professor of Pathology and Therapeutics; Director of the Medical Clinic of the University of Tübingen. Translated from the eighth German edition, with special permission of the Author, by George H. Humphreys, M. D., one of the Physicians to Trinity Infirmary, Fellow of the New York Academy of Medicine, etc., and Charles E. Hackley, M. D., one of the Physicians to the New York Hospital and Trinity Infirmary, etc. Revised edition of 1880. 8vo, 1628 pages. Cloth, \$9.00; sheep, \$11.00.

"This new American edition of Niemeyer fully sustains the reputation of previous ones, and may be considered, as to style and matter, superior to any translation that could have been made from the latest German edition. It will be recollected that since the death of Professor Niemeyer, in 1871, his work has been edited by Dr. Eugene Seitz. Although the latter gentleman has made many additions and changes, he has destroyed somewhat the individuality of the original. The American editors have wisely resolved to preserve the style of the author, and adhere as closely as possible to his individual views and his particular style. Extra articles have been inserted on chronic alcoholism, morphia-poisoning, paralysis agitans, scleroderma, elephantiasis, progressive pernicious anæmia, and a chapter on yellow fever. The work is well printed, as usual."—*Medical Record*.

NIGHTINGALE.

Notes on Nursing.

What it is, and what it is not. By FLORENCE NIGHTINGALE. 12mo, 140 pages. Cloth, 75 cents

THESE notes are meant to give hints for thought to those who have personal charge of the health of others. Everyday sanitary knowledge, or the knowledge of nursing, or, in other words, of how to put the constitution in such a state that it will have no disease, or that it can recover from disease, is recognized as the knowledge which every one ought to have—distinct from medical knowledge, which only a profession can have.

OSLER.

The Principles and Practice of Medicine.

Designed for the Use of Practitioners and Students of Medicine. By WILLIAM OSLER, M. D., Fellow of the Royal College of Physicians, London; Professor of Medicine in the Johns Hopkins University and Physician in Chief to the Johns Hopkins Hospital, Baltimore; formerly Professor of the Institutes of Medicine, McGill University, Montreal; and Professor of Clinical Medicine in the University of Pennsylvania, Philadelphia. Third edition, revised, rewritten, reset, enlarged, and brought up to date in all departments. 8vo. Cloth, \$5.50; sheep, \$6.50; half morocco, \$7.00. *Sold only by subscription.*



WILLIAM OSLER, M. D.

IN preparing the revision the author has depended not only upon his own inexhaustible resources, but has been assisted by men who are especially qualified in certain lines of medical practice and in pathological investigation.

He has in all sections tried to maintain the thoroughly practical character of the work, as a guide in diagnosis, symptomatology, and treatment.

The work is already the standard text-book of nearly every reputable medical college in this country, being recognized and accepted as a safe, sure, and scientific teacher for the student of medicine, as it is also an indispensable work of reference and a reliable guide to the physician who wishes to occupy a place in the front rank of medical practice.

"The first edition was great, the second greater, and this last greatest of all."—*Cincinnati Lancet-Clinic*.

"We have little to add to our notice of the second edition (*vide Journal*, November 30, 1895, page 66). The criticisms then made hold good now, but we regarded the work as one of the ablest contributions to the literature of the subject in this country—an opinion which we still hold."—*Journal of the American Medical Association*.

"There are few books which receive professional confidence and esteem to the extent of that received by Dr. Osler's well-known work, for three large editions have been presented to us in a period of about six years."—*Therapeutic Gazette*.

Lectures on the Diagnosis of Abdominal Tumors.

Delivered to Post-Graduate Class, Johns Hopkins University. By WILLIAM OSLER, M. D., Professor of Medicine, Johns Hopkins University; Physician in Chief to the Johns Hopkins Hospital, Baltimore. Small 8vo. Cloth, \$1.50.

THE sources to which we turn for evidence respecting the existence and nature of abdominal tumors are: The form and appearance presented to the eye; the form still further discovered by the touch; the resistance ascertained by pressure; the sounds elicited by percussion; and, in a few instances, the sounds perceptible to the ear, either alone or by the aid of the stethoscope; and besides these local and physical signs, we look to the general condition of the system and of the various excretions, as rendering us most important assistance, and being frequently indispensable toward the formation of a tolerably correct diagnosis.

OSLER.**Lectures on Angina Pectoris and Allied States.**

Delivered to the Graduating Class in Medicine at the Johns Hopkins Hospital. By WILLIAM OSLER, M. D., Professor of Medicine, Johns Hopkins University, etc. With slight additions and corrections. Small 8vo. Cloth, \$1.50.

"The subject of angina, after passing through the stage of elaborate treatises, comes before us once more in the concise form of lectures in Professor Osler's neat volume. Within a comparatively few pages it is presented to us in that terse and yet attractive style of which he is a master. He is equally known to us as a polished writer, and as an enthusiastic inquirer into neglected chapters of the history of medicine. In both directions he has made the best use of the opportunity with which his present subject furnishes him."—*British Medical Journal*.

OSWALD.**Physical Education; or, The Health Laws of Nature.**

By FELIX L. OSWALD, M. D. 12mo. Cloth, \$1.00.

"It is a good sign that books on physical training multiply in this age of mental straining. Dr. Felix L. Oswald, author of the above book, may be somewhat sweeping in his statements and beliefs, but every writer who, like him, clamors for simplicity, naturalness, and frugality in diet, for fresh air and copious exercise, is a benefactor. Let the dyspeptic, and those who are always troubling themselves and their friends about their manifold ailments, take Dr. Oswald's advice, and look more to their ailments and their exercise."—*New York Herald*.

PELLEW.**A Manual of Practical Medical Chemistry.**

By CHARLES E. PELLEW, E. M., Demonstrator of Chemistry and Physics, College of Physicians and Surgeons, New York. With Illustrations. 12mo. Cloth, \$2.50.

"Taken in its entirety, we consider the work before us an excellent guide for a laboratory course in medical chemistry. . . . The author has supplied a needed manual, and is to be congratulated over his success. The publishers have got the book up in excellent manner. The plates are splendid and the typography fine."—*Buffalo Medical and Surgical Journal*.

PHELPS.**Injuries of the Brain and its Membranes.**

With a Special Study of Pistol-Shot Wounds of the Head in their Medico-Legal and Surgical Relations. By CHARLES PHELPS, M. D., Surgeon to Bellevue and St. Vincent's Hospitals. Second edition, revised and enlarged. With 49 Illustrations. 8vo, 616 pages. Cloth, \$5.00. *Sold only by subscription.*

THIS work is based upon the author's observation of five hundred consecutive cases of brain injury from external violence, and is designed to be an exposition of the injuries which the brain suffers from such causes. The work is one that will interest not only the surgeon, but will prove of service to the general practitioner who occasionally finds himself in need of the aid to be derived from a wider clinical observation than his opportunities have afforded him.


"We have no hesitation in saying that it is the most complete work on this division of brain surgery which has yet appeared in America."—*Journal of the American Medical Association*.

"The book, taken as a whole, is an exceptionally able one, and should be in the library of every practicing surgeon. It is not a repetition, but an additional contribution to surgery. The author's style is clear and concise."—*International Medical Magazine*.

From Phelps's "Injuries of the Brain and its Membranes."



FIG. 14.—0.32 Cal. Range, 3 ft. Free Powder Grains.



PIFFARD.**A Practical Treatise on Diseases of the Skin.**

By HENRY G. PIFFARD, A. M., M. D., Clinical Professor of Dermatology, University of the City of New York; Surgeon in Charge of the New York Dispensary for Diseases of the Skin, etc.; assisted by ROBERT M. FULLER, M. D., Lecturer on Dermatology, University of the City of New York, etc. With 50 full-page Original Plates and 33 Illustrations in the Text. 4to. Half morocco, \$15.00. *Sold only by subscription.*

"It is unqualifiedly the best photographic atlas of skin diseases which has been published, and this alone is sufficient to commend it to the favorable notice of every one practicing medicine. The author has demonstrated the fact that colored plates are not absolutely essential to the pictorial representation of skin diseases. The plates in this work are gems of the photographic art, being handsome large artotypes made from negatives by the author, who has demonstrated in his atlas the perfection that may be attained by the use of the 'flash-light.' We can find only one fault with the work, if fault it can be called, viz., the limited number of plates. Those that are given are so good that we would like to see a larger number, and we hope that a supplementary volume of such will be issued at some future date not far removed. The publishers have not been behind in their share of the work. The typography is most excellent and clean, the paper of the best, and the binding neat and durable. The work should meet with a large and ready sale, as it combines merit, value, and cheapness in a manner seldom seen."—*St. Louis Medical and Surgical Journal.*

POMEROY.**The Diagnosis and Treatment of Diseases of the Ear.**

By OWEN D. POMEROY, M. D., Surgeon to the Manhattan Eye and Ear Hospital, etc. New edition, revised and enlarged. With 100 Illustrations. 8vo. Cloth, \$3.00.

"The several forms of aural disease are dealt with in a manner exceedingly satisfactory. The work is quite exhaustive in its scope, and will represent an authority on this subject which we believe will be duly appreciated by the profession."—*Medical Record.*

"This second edition has been carefully revised, and a number of pages as well as some illustrations have been added so as to render the volume an accurate representative of the science of aural surgery as it exists to-day."—*Medical and Surgical Reporter.*

POORE.**Osteotomy and Osteoclasis,**

For the Correction of Deformities of the Lower Limbs. By CHARLES T. POORE, M. D., Surgeon to St. Mary's Free Hospital for Children, New York. With 50 Illustrations. 8vo. 202 pages. Cloth, \$2.50.

"By reason of the simple and condensed style in which Dr. Poore has written this monograph, its moderate size can not be taken as an index either of the importance of the subject or of the amount of investigation and personal experience which it represents. For a number of years past the author has made excellent use of exceptional opportunities for a practical and critical study of the operative treatment of deformities of the lower limbs. In several lesser contributions to literature he has shown himself eminently clear-headed and fair in his estimation of facts, and his readers will not now be disappointed in their expectation of finding those qualities in his treatment of such important subjects as osteotomy and osteoclasis. While the book is one from which specialists may learn much, it is also one that will serve as a safe guide to the general practitioner, who is often called upon for advice in these cases. Scarcely less noteworthy than Dr. Poore's strict adhesion to the logic of facts are his evident purpose to present the views of other authors with fairness, and the pains that he has taken to get at pertinent facts in pathology as illustrated by rare specimens in the possession of his fellow-practitioners. He has taken great care, too, that the drawings in his book should be true to nature, and illustrative of the most practical points relating to the subject under discussion. The volume is an excellent specimen of the publisher's art."—*New York Medical Journal.*



SIR RICHARD QUAIN, M. D.

QUAIN.
Dictionary of Medicine.

A Dictionary of Diseases: Their Ætiology, Pathology, Symptoms, Diagnosis, and Treatment. By Various Writers. Edited by Sir RICHARD QUAIN, Bart., M. D., LL. D., etc., late Physician Extraordinary to Her Majesty the Queen; Consulting Physician to the Hospital for Diseases of the Chest, Brompton, etc. Assisted by Frederick Thomas Roberts, M. D., B. Sc., and J. Mitchell Bruce, M. A., M. D., Fellows of the Royal College of Physicians, etc. With an American Appendix by Samuel Treat Armstrong, Ph. D., M. D., Visiting Physician to the Harlem, Willard Parker, and Riverside Hospitals, New

York. New, thoroughly revised, and enlarged edition. In 2 volumes. Half morocco, \$14.00. *Sold only by subscription.*

"It is not to be expected to find here an exhaustive account of any topic, but the salient and most important features are in shape to be easily and conveniently grasped."—*American Lancet.*

"As a useful, practical reference book of medicine, Quain's 'Dictionary' must be regarded as a standard of the highest value."—*Atlanta Medical and Surgical Journal.*

"It is by far the most complete dictionary of medicine in two volumes extant."—*Buffalo Medical and Surgical Journal.*

RANNEY.

The Applied Anatomy of the Nervous System.

Being a Study of this Portion of the Human Body from a Standpoint of its General Interest and Practical Utility. Designed for Use as a Text-Book and as a Work of Reference. By AMBROSE L. RANNEY, A. M., M. D., late Adjunct Professor of Anatomy and Lecturer on the Diseases of the Genito-Urinary Organs and on Minor Surgery in the Medical Department of the University of the City of New York, etc. Second edition, thoroughly revised. Profusely illustrated. 8vo. Cloth, \$5.00; sheep, \$6.00.

"When compared with the first edition, this is virtually a new work. We observe, particularly with reference to the section on the brain, a great deal of new matter, dealing with the recent progress made in the anatomy and physiology of this important organ. This volume is enlarged, and profusely illustrated by many new cuts and diagrams, which fully represent the author's methods of teaching, and afford the student a most ready means of acquiring a thorough knowledge of neurological anatomy and physiology. In treating the present subject, Professor Ranney has simplified the most prelix department of medicine, viz., neuropathology. In the collection and arrangement of the material he seems to recognize that no anatomical or physiological fact is worthy of consideration unless possessed of some important practical bearing in medicine. Were all books on medicine written after this manner, we would have less literature but more knowledge. We have no hesitancy in pronouncing this the representative work in the English language on the applied anatomy of the nervous system."—*Sacramento Medical Times.*

REED.**A Text-Book of Gynecology.**

Edited by CHARLES A. L. REED, A. M., M. D., Gynecologist and Lecturer on Diseases of Women at the Cincinnati Hospital; President of the American Medical Association (1900-1901); Fellow of the American Association of Obstetricians and Gynecologists; Fellow of the British Gynecological Society; Corresponding Member of the National Academy of Medicine of Peru, etc. Illustrated with about 400 Original Drawings by Roy J. Hopkins. 8vo, 1000 pages. Cloth, \$5.00; sheep, \$6.00. *Sold only by subscription.*



CHARLES A. L. REED, M. D.

THIS work is an exposition of the practice of medicine, in its broadest sense, as applied to diseases peculiar to women. Nearly one half of the volume is from the pen of the editor, while the remainder is based upon contributions from distinguished British and American writers and teachers, not only of gynecology, but of the cognate subjects of pathology, bacteriology, neurology, dermatology, general surgery, and internal medicine.

The various contributions, while duly accredited to their respective authors, do not appear as an aggregation of dissociated monographs, but are blended into a consecutive text, harmoniously arranged to fulfill in the highest degree the requirements of a comprehensive, practical, and up-to-date text-book for both practitioners and students.

RIBOT.**Diseases of Memory: An Essay in the Positive Psychology.**

By TH. RIBOT, Author of "Heredity," etc. Translated from the French by William Huntington Smith. 12mo. Cloth, \$1.50.

"'Memory,' says M. Ribot, 'is a general function of the nervous system. It is based upon the faculty possessed by the nervous elements of conserving a received modification, and of forming associations.' And again: 'Memory is a biological fact. A rich and extensive memory is not a collection of impressions, but an accumulation of dynamical associations, very stable and very responsive to proper stimuli. . . . The brain is like a laboratory, full of movement, where thousands of operations are going on all at once. Unconscious cerebration, not being subject to restrictions of time, operating, so to speak, only in space, may act in several directions at the same moment. Consciousness is the narrow gate through which a very small part of all this work is able to reach us.' M. Ribot thus reduces diseases of memory to law, and his treatise is of extraordinary interest."—*Philadelphia Press.*

RICHARDSON.**A Ministry of Health, and Other Addresses.**

By B. W. RICHARDSON, M. D., M. A., F. R. S., etc. 12mo, 354 pages. Cloth, \$1.50.

"The author is so widely and favorably known that any book which bears his name will receive respectful attention. He is one of those highly educated yet practical, public-spirited gentlemen who adorn the profession of medicine and do far more than their share toward elevating its position before the public. This book, owing to the character of the matter considered and the author's attractive style, affords means for relaxation and instruction to every thoughtful person."—*Medical Gazette.*

RICHARDSON.

Diseases of Modern Life.

By B. W. RICHARDSON, M. D., M. A., F. R. S., etc. 12mo, 520 pages.
Cloth, \$2.00.

"In this valuable and deeply interesting work Dr. Richardson treats the nervous system as the very principle of life, and he shows how men do it violence, yet expect immunity where the natural sentence is death."—*Charleston Courier*.

ROBERTS.

Notes on the Modern Treatment of Fractures.

By JOHN B. ROBERTS, M. D., Professor of Surgery in the Philadelphia Polyclinic; Mutter Lecturer on Surgical Pathology of the College of Physicians of Philadelphia. With 39 Illustrations. Small 8vo, 162 pages. Cloth, \$1.50.

THIS book deals only with matters of practical interest to, and conditions that are likely to arise daily in, the work of the surgeon. It gives a terse yet clear exposition of the modern treatment of fractures, and enters into the practical details of varying conditions. The work gives evidence of intelligent and careful observation on the part of the author, and it will be found to be of great assistance to the general practitioner as well as to the surgeon.

"It is a book which will prove of the highest interest to surgeons, and in which they will find many useful hints interspersed throughout the notes."—*St. Louis Medical and Surgical Journal*.

"We think that the title alone of this book will make it sell, as there is no subject which will so appeal at once to the practitioner as the modern treatment of fractures. There are few duties to be performed by the medical man which require the exercise of so much judgment and common sense as the scientific setting of a fractured limb."—*Canadian Journal of Medicine and Surgery*.

"This book is one of the most satisfactory treatises which has yet been written upon this important subject, and it should be in the library of every surgeon, practitioner, and student. . . . Physicians will be especially gratified at the simplicity everywhere urged, at the few and simple appliances recommended, and at the mildly sarcastic references to the complicated splints and devices which have hitherto been considered necessary by many surgeons, and which have been so little short of barbarous, that in many cases the treatment has been a much worse calamity than the fracture itself."—*Journal of Medicine and Science*.

"The work is modern in every respect, and the methods of treating different fractures are up to date, and such as physicians of to-day should know and carry out. . . . Every chapter is very important. The work is clearly and neatly printed and bound. . . . It will be most valuable to all practicing physicians."—*North Carolina Medical Journal*.

"The writer is fresh, clear, and practical, covering thoroughly, in the fullest manner, all that is known of real value on the subject of fractures. His methods are modern and contain much that is original, and his opinions are worthy of most careful consideration."—*Hahnemannian Monthly*.

"The nineteen essays which go to make up this little book contain an astonishing amount of sound observation and advice that can not fail to interest and instruct the reader. Although some of Dr. Roberts's doctrines may sound overbold, as his advocacy of the rather free resort to incision upon closed fractures, and his statement that most cases of Colles's fracture need no splint, nevertheless the book is one which no one can read without profit, and which should be in the hands of every general practitioner."—*Northwestern Lancet*.

ROBINSON.

A Manual of Dermatology.

By A. R. ROBINSON, M. B., L. R. C. P. and S. (Edinburgh), Professor of Dermatology at the New York Polyclinic; Professor of Histology and Pathological Anatomy at the Woman's Medical College of the New York Infirmary. Revised and corrected. 8vo, 647 pages. Cloth, \$5.00.

ROGER.

Introduction to the Study of Medicine.

By G. H. ROGER, Professor Extraordinary in the Faculty of Medicine of Paris; Member of the Biological Society, and Physician to the Hospital of Porte-D'Aubervilliers. Authorized Translation by J. S. Gabriel, M. D., with Additions by the Author. 8vo, 545 pages. Index. Cloth, \$5.00; sheep, \$6.00. *Sold only by subscription.*

THE Medical Faculty of the University of Paris having instituted a course of lectures especially intended for those entering upon the laborious study of the Medical Sciences, Professor Roger was asked to carry out this plan. He delivered the lectures in 1897 and 1898. Dr. Gabriel says:

"He has accomplished the task most admirably. With this book he reveals to the student an immense horizon, presenting to him a comprehensive view of ENSEMBLE, and constantly arresting his attention with facts and principles of paramount importance. Not alone the student, but also the practitioner who would ever keep fully abreast with the times, will find in this work a masterful résumé of recent medical advancement."

Dr. Roger having received a copy of the American edition, wrote Dr. Gabriel a cordial letter to the following effect:

Dear and Honor I am glad: I have just received the translation of my work, which you have been so kind to make and I listen to thank you most sincerely. I have gone over your volume, and can bear witness that you have rendered as faithfully as possible the author's thought. Permit me, therefore, to thank you again for your kindness in bringing my book before the American public, and in commending it (though too eulogistically) in your preface.

Believe me, dear confrère, yours faithfully, ROGER.

"This work is that of a master, and is intensely interesting."—*Southern California Practitioner.*

"It is just such works as this that will do more than anything else to lift medicine out of the slough of empiricism."—*Southern Practitioner.*

ROOSEVELT.

In Sickness and in Health.

A Manual of Domestic Medicine and Surgery, Hygiene, Dietetics, and Nursing. Dealing in a Practical Way with the Problems relating to the Maintenance of Health, the Prevention and Treatment of Disease, and the most Effective Aid in Emergencies. By Various Writers. Edited by J. WEST ROOSEVELT, M. D. Cloth, \$5.00. *Sold only by subscription.*

THIS work has been prepared in response to what appeared to be a general demand for a reference book which, while pertaining to the needs of the household, should be of service to physicians, medical students, and trained nurses. The articles were contributed by medical men especially qualified to write each on his particular subject; and while they are presented in a popular and attractive form, they are thoroughly practical.

ROSCOE AND SCHORLEMMER.

A Treatise on Chemistry.

By H. R. ROSCOE, F. R. S., and C. SCHORLEMMER, F. R. S., Professors of Chemistry in the Victoria University, Owens College, Manchester. 8vo. Illustrated.

INORGANIC CHEMISTRY. Vol. I, Non-Metallic Elements, cloth, \$5.00. Vol. II, Metals—Part I, cloth, \$3.00. Part II, cloth, \$3.00.

ORGANIC CHEMISTRY. Vol. III, The Chemistry of the Hydrocarbons and their Derivatives—Part I, cloth, \$5.00. Part II, cloth, \$5.00. Part III, cloth, \$3.00. Part IV, cloth, \$3.00. Part V, cloth, \$3.00.

"The authors are evidently bent on making their book the finest systematic treatise on modern chemistry in the English language—an aim in which they are well seconded by their publishers, who spare neither pains nor cost in illustrating and otherwise setting forth the work of these distinguished chemists."—*London Athenæum*.

"It is difficult to praise too highly the selection of materials and their arrangement, or the wealth of illustrations which explain and adorn the text. In its woodcuts, in its technological details, in its historical notices, in its references to original memoirs, and in its clear type, smooth paper, and ample margins, the volume under review presents most commendable features. Whatever tests of accuracy as to figures and facts we have been able to apply have been satisfactorily met. It is most satisfactory to find that the progress of this valuable work toward completion is so rapid that its beginning will not have become antiquated before its end has been reached."—*London Academy*.

ROSENTHAL.

General Physiology of Muscles and Nerves.

By Dr. I. ROSENTHAL, Professor of Physiology at the University of Erlangen. With 75 Woodcuts. 12mo. Cloth, \$1.50.

"Dr. Rosenthal claims that the present work is the 'first attempt at a connected account of general physiology of muscles and nerves.' This being the case, Dr. Rosenthal is entitled to the greatest credit for his clear and accurate presentation of the experimental data upon which must rest all future knowledge of a very important branch of medical and electrical science. The book consists of 317 pages, with 75 woodcuts, many of which represent physiological apparatus devised by the author or by his friends, Professor Du Bois-Reymond and Helmholtz. It must be regarded as indispensable to all future courses of medical study."—*New York Herald*.

ROMANES.

Animal Intelligence.

By G. J. ROMANES. (No. 44, International Scientific Series.) 12mo. Cloth, \$1.75.

Mental Evolution in Animals.

With a Posthumous Essay on Instinct. By CHARLES DARWIN. 8vo. Cloth, \$3.00.

Mental Evolution in Man.

Origin of Human Faculty. 8vo. Cloth, \$3.00.

Jelly-Fish, Star-Fish, and Sea-Urchins.

Being a Research on Primitive Nervous Systems. (No. 49, International Scientific Series.) 12mo. Cloth, \$1.75.

SCHROEDER.**A Manual of Midwifery.**

Including the Pathology of Pregnancy and the Puerperal State. By Dr. CARL SCHROEDER, Professor of Midwifery and Director of the Lying-in Institution in the University of Erlangen. Translated from the third German edition by Charles H. Carter, B. A., M. D., B. S. London, Member of the Royal College of Physicians, London. With 26 Engravings on Wood. 8vo, 388 pages. Cloth, \$3.50; sheep, \$4.50.

"The translator feels that no apology is needed in offering to the profession a translation of Schroeder's 'Manual of Midwifery.' The work is well known in Germany, and extensively used as a text-book; it has already reached a third edition within the short space of two years, and it is hoped that the present translation will meet the want, long felt in this country, of a manual of midwifery embracing the latest scientific researches on the subject."

SCHULTZE.**The Pathology and Treatment of Displacements of the Uterus.**

By Dr. B. S. SCHULTZE, Professor of Gynæcology, Director of the Lying-in Institution, and of the Gynæcological Clinic, in Jena. Translated from the German by Jameson J. Macan, M. A., M. R. C. S. Eng., etc.; and edited by Arthur V. Macan, M. B., M. Ch., etc., Master of the Rotunda Hospital, Dublin. With 120 Illustrations. 8vo, 378 pages. Cloth, \$3.50.

SHAFFER.**Brief Essays on Orthopædic Surgery.**

Including a Consideration of its Relation to General Surgery, its Future Demands, and its Operative as well as its Mechanical Aspects, with Remarks on Specialism. By NEWTON M. SHAFFER, M. D., Surgeon in Chief to the New York Orthopædic Dispensary and Hospital, etc. 12mo, 81 pages. Cloth, \$1.00.

SHEILD.**Surgical Anatomy for Students.**

By A. MARMADUKE SHEILD, M. B. (Cantab.), F. R. C. S., Senior Assistant Surgeon, Aural Surgeon, and Teacher of Operative Surgery, Charing Cross Hospital. 12mo, 226 pages. Cloth, \$1.75.

THE book is intended for students to use with the living model.

"The book represents a full diet of meat; there are no side dishes. It represents the actual facts boiled down, so that the residue is simply the facts and points in surgical anatomy most tersely and accurately expressed. . . . We advise every medical student to purchase a copy and always keep it handy as a book of ready reference."—*Lancet-Clinic.*



JOHN V. SHOEMAKER, M. D.

SHOEMAKER.**A Text-Book of Diseases of the Skin.**

By JOHN V. SHOEMAKER, A. M., M. D.,
Professor of Dermatology in the Medi-
co-Chirurgical College of Philadelphia.
Third edition, revised and enlarged.
With 8 Chromolithographs and nu-
merous Engravings. 8vo, 894 pages.
Cloth, \$5.00; sheep, \$6.00.

"This large and elaborate work, which constitutes the third edition of the author's practical treatise of Diseases of the Skin, contains an enormous amount of well-arranged information regarding skin affections, and also gives a fair notion of the labor expended in its production."—*Buffalo Medical Journal*.

"Dr. Shoemaker's excellent work will be especially acceptable to the profession as being free from cumbrous technicality, and as having been prepared to interest and instruct the practitioner, and not to embarrass him with burdensome details."—*College and Clinical Record*.

SHURLY.**A Treatise on the Diseases of
the Nose and Throat.**

By ERNEST L. SHURLY, M. D.,
Professor of Laryngology and
Clinical Medicine in the Detroit
College of Medicine; Laryngolo-
gist to Harper Hospital, to St.
Mary's Hospital, and the Woman's
Hospital; Consulting Physician
to St. Luke's Hospital, Detroit,
Mich.; Fellow of the American
Laryngological Association, etc.
With numerous Illustrations and
6 Colored Plates. 8vo. Cloth,
\$5.00; sheep, \$6.00. *Sold only
by subscription.*



ERNEST L. SHURLY, M. D.

THIS work, eminently practical and free from statistical and theoretical details, is especially designed for the use of general practitioners and medical students. It is based upon the experience of a general practitioner who for many years as a teacher has given particular attention to the diagnosis and treatment of the forms of disease that are manifested in the nasal and laryngeal cavities. The author recognizes that the lines of separation between general medicine and the so-called specialties are becoming less clearly defined, and he has prepared this work in a way that makes it interesting and helpful to the general practitioner, without lessening its value to the throat and nose specialist.



FIG. 195.—Feeding intubated child by suction of fluids through rubber catheter.



FIG. 194.—Feeding intubated child with nursing bottle; the head being lower than the shoulders (the Casselberry position).



SKENE.

A Treatise on the Diseases of Women.

By ALEXANDER J. C. SKENE, M. D., LL. D., late Professor of Gynecology in the Long Island College Hospital, Brooklyn, N. Y., etc. Third revised and enlarged edition, rewritten and reset, with many new Illustrations. With 290 Engravings and 4 Plates in Colors. 8vo, 991 pages. Cloth, \$6.00; sheep, \$7.00. *Sold only by subscription.*

THIS attractive work, which has been thoroughly revised and rewritten, and brought to date, is the outcome and represents the experience of a long and active professional life, the greater part of which has been spent in the treatment of the diseases of women. It is especially adapted to meet the wants of the general practitioner, by enabling him to recognize this class of diseases as he meets them in everyday practice and to treat them successfully.

"This work, which is one of the most popular as well as one of the best text and reference books on the subject, has been thoroughly revised, and is now up to date in every particular. Professor Skene has the rare faculty of writing in an attractive strain as well as instructively, and he has excelled himself in this last production."—*Richmond Journal of Practice.*

"The style of Dr. Skene is terse, simple, and charming. He looks at things in a large way, as is expected of a man who is a successful teacher, technical author, and at the same time capable of writing introspective novels. The third edition gives the latest views, theoretical and practical, of the surgical diseases of women."—*Indiana Medical Journal.*

"In the third edition of this excellent book there are many improvements over the last edition by omissions, changes, and additions. The book has been made more exhaustive, more modern, and is in keeping with the rapid progress in practical gynecology and the demand for higher medical education which have caused the general adoption by all reputable medical colleges of the four years' graded course of lectures of from six to nine months each. . . . This book is sufficiently minute and comprehensive for the requirements under this extended system of study, but its simplicity and practicability especially commend it to the students; and as a book of reference, and for the busy general practitioner, it is not surpassed by any book upon the subject recently published."—*Louisville Medical Monthly.*

"This, as is well known, is one of the most popular of American works on gynecology, and it is a growing popularity, as the first edition came out in 1882, the second in 1892, and now we have the third. . . . The book is in use as a text-book in many of the schools, and is well worthy of such use. It is suited to the needs of the student as well as of the practitioner. Throughout its nearly 1,000 pages the book gives evidence of the sincerity of the author and his desire to serve those who may use his book. It deserves its popularity."—*Cleveland Journal of Medicine.*

Medical Gynecology.

A Treatise on the Diseases of Women from the Standpoint of the Physician. By ALEXANDER J. C. SKENE, M. D., late Professor of Gynecology in the Long Island College Hospital, Brooklyn, N. Y.; formerly Professor of Gynecology in the New York Post-Graduate Medical School; Gynecologist to the Long Island College Hospital, etc. With Illustrations. 8vo, 536 pages. Cloth, \$5.00; sheep, \$6.00. *Sold only by subscription.*

"We have never read a more entertaining and profitable book. The purpose of its popular author in contributing this his latest volume on gynecology is to outline the purely medical aspect of the subject, and especially to draw the line clearly between medical and surgical indications for treatment. . . . The general principles underlying heredity, sexual types, and functions are described at length. All the functional and organic disorders peculiar to women are discussed in an exceptionally rational and practical manner. Throughout the pages of the book hygiene and prophylaxis are given special attention. The book is altogether valuable and desirable, and ought to be read by every medical student and practitioner, particularly the latter."—*Denver Medical Times.*

"This is not a text-book, but better than a text-book to the practitioner. It is the record of a ripe experience, and gives many facts and calls attention to many conditions that the mere text-books of the day can not reach. In short, it is a book that ought to be read by the practitioner, and then there will be the need of many references to its pages to refresh memory."—*Virginia Medical Monthly.*

SKENE.

Electro-Hæmostasis in Operative Surgery.

By ALEXANDER J. C. SKENE, M. D., LL. D., late Professor of Gynecology in the Long Island College Hospital, Brooklyn, N. Y., etc.: Author of "Medical Gynecology" and "A Treatise on the Diseases of Women." Being a work Supplementary to his "Treatise on the Diseases of Women." With 80 Illustrations. 8vo, 173 pages. Cloth, \$2.50.
Sold only by subscription.

"This contribution, relating to electro-hæmostasis and the electric cautery in general and special surgery, is issued to supplement the third edition of my work on diseases of women, in which the subject was referred to, but altogether too briefly discussed.

"The interest manifested by the profession in this subject, the employment of the new methods of operating in other than gynecological surgery, a number of recent improvements in instruments and in the technic of operating, and a larger experience confirmatory of the value of the principles and practice advocated, both prompted the undertaking and raise the hope that the results will be acceptable to the profession."—*From Author's Preface.*

"No one can read the work and not recognize that the method has much to commend it, and that it is applicable to a large class of cases. That it will ever supplant the ligature entirely one must doubt, but that it has a wide field of usefulness seems evident. It is well worthy of every one's careful attention."—*Lancet-Clinic.*

"To one interested in the class of abdominal surgery and the surgery of more or less inaccessible regions this work will appeal. It gives the technic to perfection, and one has only to read in order to understand."—*Western Medical Review.*

"The reader will be well paid by a study of Dr. Skene's excellent monograph, for the variety of the operations to which electro-hæmostasis is adapted, and the certainty of its results, justify us in predicting for the new method a wide adoption by the surgeons of the future."—*Medical Dial.*

"The book is one which will prove a most valuable adjunct to any work on general diseases of women or general surgery, and we bespeak for the publishers a large and comprehensive sale."—*Canadian Journal of Medicine and Surgery.*

"To the surgeon who does abdominal sections this book will be found of great value. The thinking, reading, working members of the profession are to be congratulated that Dr. Skene has perfected and presented this method of controlling hæmorrhage in such a clear, masterly manner, avoiding special pleading and declamations regarding its merits. We predict that this volume will be in much demand, especially by those who have the former work to which this is a supplement."—*Georgia Journal of Medicine and Surgery.*

SMITH.

Health: A Handbook for Households and Schools.

By EDWARD SMITH, M. D., F. R. S., Fellow of the Royal College of Physicians and Surgeons of England, etc. Illustrated. 12mo, 198 pages.
Cloth, \$1.00.

IT is intended to inform the mind on the subjects involved in the word health, to show how health may be retained and ill-health avoided, and to add to the pleasure and usefulness of life.

"The author of this manual has rendered a real service to families and teachers. It is not a mere treatise on health, such as would be written by a medical professor for medical students; nor is it a treatise on the treatment of disease, but a plain, common-sense essay on the prevention of most of the ills that flesh is heir to. There is no doubt that much of the sickness with which humanity is afflicted is the result of ignorance, and proceeds from the use of improper food, from defective drainage, overcrowded rooms, ill-ventilated workshops, impure water, and other like preventable causes. Legislation and municipal regulations may do something in the line of prevention, but the people themselves can do a great deal more—particularly if properly enlightened; and this is the purpose of the book."—*Albany Journal.*

SMITH.**On Foods.**

By EDWARD SMITH, M. D., LL. B., F. R. S., Fellow of the Royal College of Physicians and Surgeons of London, etc. 12mo, 485 pages. Cloth, \$1.75.

"Since the issue of the author's work on 'Practical Dietary,' he has felt the want of another which would embrace all the generally known and some less known foods, and contain the latest scientific knowledge respecting them. The present volume is intended to meet this want, and will be found useful for reference by both scientific and general readers. The author extends the ordinary view of foods, and includes water and air, since they are important both in their food and sanitary aspects. The book contains a series of diagrams displaying the effects of sleep and meals on pulsation and respiration, and of various kinds of food on respiration, which, as the results of Dr. Smith's own experiments, possess a very high value. We have not far to go in this work for occasions of favorable criticism; they occur throughout, but are perhaps most apparent in those parts of the subject with which Dr. Smith's name is especially linked."—*London Examiner*.

STEINER.**Compendium of Children's Diseases.**

A Handbook for Practitioners and Students. By Dr. JOHANN STEINER, Professor of the Diseases of Children in the University of Prague. Translated from the second German edition by Lawson Tait, F. R. C. S., Surgeon to the Birmingham Hospital for Women. 8vo. Cloth, \$3.50; sheep, \$4.50.

"Dr. Steiner's book has met with such marked success in Germany that a second edition has already appeared, a circumstance which has delayed the appearance of its English form, in order that I might be able to give his additions and corrections.

"I have added as an Appendix the 'Rules for Management of Infants,' which have been issued by the staff of the Birmingham Sick Children's Hospital, because I think that they have set an example, by freely distributing these rules among the poor, for which they can not be sufficiently commended, and which it would be wise for other sick children's hospitals to follow. I have also added a few notes, chiefly, of course, relating to the surgical ailments of children."—*Extract from Translator's Preface*.

STEVENS.**Functional Nervous Diseases: Their Causes and their Treatment.**

Memoir for the Concourse of 1881-1883, Académie Royale de Médecine de Belgique. With a Supplement on the Anomalies of Refraction and Accommodation of the Eye, and of the Ocular Muscles. By GEORGE T. STEVENS, M. D., Ph. D., Member of the American Medical Association, of the American Ophthalmological Society, etc.; formerly Professor of Ophthalmology and Physiology in the Albany Medical College. With 6 Photographic Plates and 12 Illustrations. Small 8vo, 217 pages. Cloth, \$2.50.

"A careful study of this work will undoubtedly clear up many hitherto illy understood cases of nervous troubles, and will lead to a more successful treatment of such."—*Feoria Medical Monthly*.

"We heartily commend this book to all thoughtful students of nervous diseases, feeling sure that they can not fail of finding in it most valuable suggestions."—*Medical and Surgical Reporter*.

STRAHAN.**Marriage and Disease.**

A Study of Heredity and the more Important Family Degenerations. By S. A. K. STRAHAN, M. D., Barrister at Law; Member of the Council of the Medico-Psychological Association of Great Britain and Ireland, etc. 12mo, 326 pages. Cloth, \$1.25.

STRECKER.**Adolph Strecker's Short Text-Book of Organic Chemistry.**

By Dr. JOHANNES WISLICENUS. Translated and edited, with Extensive Additions, by W. H. Hodgkinson, Ph. D., and A. J. Greenaway, F. I. C. 8vo, 789 pages. Cloth, \$5.00.

"Let no one suppose that in this 'Short Text-Book' we have to deal with a primer. Everything is comparative, and the term 'short' here has relation to the enormous development and extent of recent organic chemistry. This solid and comprehensive volume is intended to represent the present condition of the science in its main facts and leading principles, as demanded by the systematic chemical student. We have here, probably, the best extant text-book of organic chemistry. Not only is it full and comprehensive, and remarkably clear and methodical, but it is up to the very latest moment, and it has been, moreover, prepared in a way to secure the greatest excellences in such a treatise."—*Popular Science Monthly*.

STRÜMPELL.**Text-Book of Medicine.**

For Students and Practitioners. By Dr. ADOLF STRÜMPELL, Professor and Director of the Medical Clinique at Erlangen. Third American edition. Translated by permission from the second, third, and sixth, and thoroughly revised from the thirteenth German edition, by Herman F. Vickery, A. B., M. D., Instructor in Clinical Medicine, Harvard University; Physician to Out-Patients, Massachusetts General Hospital; Fellow of the Massachusetts Medical Society, etc.; and Philip Coombs Knapp, A. M., M. D., Clinical Instructor in Diseases of the Nervous System, Harvard University; Physician to Out-Patients with Diseases of the Nervous System, Boston City Hospital; Member of the American Neurological Association; Fellow of the Massachusetts Medical Society, etc. With Editorial Notes by Frederick C. Shattuck, A. M., M. D., Jackson Professor of Clinical Medicine, Harvard University; Visiting Physician to the Massachusetts General Hospital; Member of the Association of American Physicians; Fellow of the Massachusetts Medical Society, etc. With 119 Illustrations. 1043 pages. Cloth, \$6.00; sheep, \$7.00.

"Of the German text-books of practice that have been translated into English, Professor Strümpell's will probably take the highest rank. Between its covers will be found a very complete and systematic description of all the diseases which are classed under the head of internal medicine. Unlike most of the larger works on practice, we do not find the preliminary discourse on general pathological subjects—an omission which is very much to be commended, because there are at the present day so many special treatises upon pathological subjects that there is no longer a necessity for such a section in a work of this kind. The chapter on Typhoid Fever is especially valuable, because of the careful description of its clinical history and of its treatment. It is one of the most valuable works on practice that we have, and one which every studious practitioner should have upon his shelves."—*New York Medical Journal*

STONE.

Elements of Modern Medicine.

Including Principles of Pathology and Therapeutics, with many Useful Memoranda and Valuable Tables of Reference. Accompanied by Pocket Fever Charts. Designed for the Use of Students and Practitioners of Medicine. By R. FRENCH STONE, M. D. Professor of Materia Medica and Therapeutics and Clinical Medicine in the Central College of Physicians and Surgeons, Indianapolis; Physician to the Indiana Institute for the Blind; Consulting Physician to the Indianapolis City Hospital, etc. In wallet-book form, with pockets on each cover for Memoranda, Temperature Charts, etc. Cloth, \$2.50.

"This is an abridged work in wallet-book form, presenting the more advanced views of leading authorities, with reference to general pathology and therapeutics. . . . The work contains a fund of useful information culled from the best authorities in the Old and New World."—*Canada Lancet*.

TAYLOR.

The Law in its Relations to Physicians.

By ARTHUR N. TAYLOR, LL. B., of the New York Bar. 12mo. Cloth, \$2.00.

THE object of this work is to place within the reach of every physician a systematic treatment of those questions of law with which he is most frequently confronted in his practice as a physician.

"Every Galenist should clearly understand what this neat volume concisely unfolds: 'The Right to Practice Medicine and Surgery,' 'Contract of Physician with Patient,' 'Contract of Patient with Physician,' 'Rights and Liabilities of Third Parties,' 'Right to Compensation,' 'Recovery of Compensation,' 'Civil Malpractice, including General Liability of Physician to Patient,' 'Criminal Liability,' and 'Privileged Communications.' Indeed, the practicality of such knowledge, especially along financial lines, can hardly be overestimated."—*Massachusetts Medical Journal*.

THAYER.

Lectures on the Malarial Fevers.

By WILLIAM SYDNEY THAYER, M. D., Associate Professor of Medicine in the Johns Hopkins University. With 19 Charts and 31 Illustrations. Plates showing the Parasite of Tertian, Quartan, and Æstivo-Malarial Fevers. Small 8vo, 326 pages. Cloth, \$3.00.

THIS is the only work in the English language which contains a full record and exposition of the subject of malaria.

"The work is valuable as being the clearest and most comprehensive book that has been published on this subject. We can not too highly recommend it, and believe it will find a place in the library of every progressive physician who has malarial fevers coming under his observation."—*Medical Sentinel*.

"This is unquestionably a strong and able presentation of the advance thought and teaching upon this important subject, covering the ground comprehensively, if not exhaustively. It is clearly written in a clear, forceful manner, calculated to impress upon the reader the salient ideas. The writer, in considering the conditions under which malaria prevails, recognizes that we are absolutely ignorant of the form in which the malarial parasite exists outside of the human body, and equally ignorant of the manner in which it enters. An excellent study is given of its presence in the body. The work is one of unusual interest to the advanced clinician."—*Hahnemannian*.

"This work contains 326 pages, and is probably one of the most valuable and readable books that we have had the pleasure of reviewing. Particularly to the Southern physicians will it be of special benefit, malaria being their most prevalent and often difficult disease to manage. The work contains nine lectures, written clearly and to the point. The book is well printed on good paper, and makes a neat volume."—*Charlotte Medical Journal*.

THOMAS.

Abortion and its Treatment,

From the Standpoint of Practical Experience. A Special Course of Lectures delivered before the College of Physicians and Surgeons, New York, Session of 1889-'90. By T. GAILLARD THOMAS, M. D., Emeritus Professor of Obstetrics and Gynæcology. From Notes by P. Brynberg Porter, M. D. Revised by the Author. Cloth, \$1.00.

THOMPSON.

Practical Dietetics,

W. GILMAN THOMPSON, M. D.

With Special Reference to Diet in Disease. By W. GILMAN THOMPSON, M. D., Professor of Materia Medica, Therapeutics, and Clinical Medicine in the University of the City of New York; Visiting Physician to the Presbyterian and Bellevue Hospitals, New York. Illustrated. Large 8vo, 800 pages. Cloth, \$5.00; sheep, \$6.00. Sold only by subscription.

THE subject is one which does not receive proper attention either in medical colleges or in the standard works upon the theory and practice of medicine; the directions given in the latter being of a very general and vague character, and in the former it is dismissed in one or two lectures. In hospitals and in the training of nurses too little attention is paid to the subject, while in works on food and dietetics the practical application of dietetics to disease receives but slight notice. This work is intended to remedy

these shortcomings, and to furnish to the practitioner a text-book containing instructions as to the appropriate diet in diseases which are influenced by right feeding.

"The arrangement of this treatise is such that a busy practitioner can turn in a moment to a dietary which is adapted to any disease he may have under treatment and there find specific directions. We commend the book to every physician, believing that its frequent use will relieve him from a part of his professional work which has in the past been most unsatisfactory both to himself and to his patient."—*Brooklyn Medical Journal*.

"This book strikes us as a very important contribution to medical literature. We are greatly mistaken if it does not meet with a very large sale. All classes of practitioners will find it of the greatest practical value to them in their daily work."—*Pacific Medical Journal*.

"This is at once the best and most exhaustive book upon this subject with which we are familiar. The best, because, in the first place, it is written by a teacher of therapeutics who knows the needs of the practicing physician, and yet who has taught in previous years as a professor of physiology all that one needs to know in regard to the principles of digestion and assimilation. For this reason the author is unusually well qualified to prepare a useful manual, but it is not until one has perused the volume that he thoroughly grasps the scope and depth of the manner in which Dr. Thompson has treated his subject."—*Therapeutic Gazette*.

"Without any exception we believe this work to be one of the best, if not the best, for practical usefulness that has issued from any press by any author in the last ten years. It is particularly useful because it supplies a vacancy in the library which every physician finds whenever he has a case to treat, and where diet occupies a part in the treatment and the recuperation of the patient. . . . It is complete in every department, each chapter being a model of conciseness and perfectness. With a book like this at hand many a day's sickness will be prevented, by the attending physician being able to prescribe a proper diet."—*Medical Current*.

· THOMSON.**Outlines of Zoölogy.**

By J. ARTHUR THOMSON, M. A., F. R. S. E., Lecturer on Zoölogy in the School of Medicine, Edinburgh, etc. With 32 full-page Illustrations. 12mo, 641 pages. Cloth, \$3.00. (The Students' Series)

"This book is intended to serve as a manual for the use of students in the lecture room, museum, and laboratory, and as an accompaniment to certain other works. The first seven chapters treat of a general survey of the animal kingdom, physiology, morphology, reproduction and life history, palæontology, geographical distribution, and etiology; the next seven chapters are devoted to the characters and classification of the invertebrates; the remaining chapters to the vertebrates."—*Medical and Surgical Reporter*.

TILLMANN'S.**A Text-Book of General Surgery.**

By Dr. HERMANN TILLMANN'S, Professor of the University of Leipsic. Vol. I. The Principles of Surgery and Surgical Pathology. 800 pages. *A new edition in preparation.* Vols. II and III. Regional Surgery. 833 and 929 pages. Translated by John Rogers, M. D., and Benjamin T. Tilton, M. D. Edited by Lewis A. Stimson, M. D., Professor of Surgery in the New York University. With many Illustrations. 8vo. Cloth, \$5.00; sheep, \$6.00 each volume. *Sold only by subscription.*



HERMANN TILLMANN'S, M. D.

DR. HERMANN TILLMANN'S, Professor of Surgery in the University of Leipsic, possesses as a teacher those rare qualities which enable him to instruct the student, step by step, beginning by the laying of a firm, broad foundation, upon which is built the solid surgical structure. On account of these exceptional qualities of the author his work was selected as the best for the use of students, and at the same time well adapted to the needs of the practitioner.

"To those who can read German, Tillmann's Surgery has for long been a valuable book of reference; and the more so since there is no English text-book on the subject which can in any way be compared with it. . . . Indeed, there has been nothing issued at all comparable to this work."—*Practitioner*.

"The translators are to be congratulated on their selection of this work as a medium through which to bring the current views of German surgeons before the English-reading medical public. . . . In reviewing the second volume we were able to express our appreciation of the subject-matter of the work, the satisfactory manner in which the translators had brought it before us, and the share which the publishers had taken in making it attractive and useful. The volume now to hand equally merits our warm commendation, and we have before us the concluding installment of one of the best works on modern surgery available in the English language."—*Scottish Medical and Surgical Journal*.

TRACY.**Handbook of Sanitary Information for Householders.**

Containing Facts and Suggestions about Ventilation, Drainage, Care of Contagious Diseases, Disinfection, Food, and Water. With Appendices on Disinfectants and Plumbers' Materials. By ROGER S. TRACY, M. D., Sanitary Inspector of the New York City Health Department. Second edition, revised. 16mo. Cloth, 50 cents.

TUSON.

Cooley's Cyclopædia of Practical Receipts,

And Collateral Information in the Arts, Manufactures, Professions, and Trades, including Medicine, Pharmacy, and Domestic Economy. Designed as a Comprehensive Supplement to the Pharmacopœia, and General Book of Reference for the Manufacturer, Tradesman, Amateur, and Heads of Families. Sixth edition, revised and partly rewritten by RICHARD V. TUSON, Professor of Chemistry and Toxicology in the Royal Veterinary College. With Illustrations. Complete in Two Volumes, 1796 pages. Cloth, \$9.00.

COOLEY'S "Cyclopædia of Practical Receipts" has for many years enjoyed an extended reputation for its accuracy and comprehensiveness. The sixth edition is larger than the last by some six hundred pages. Much greater space than hitherto is devoted to hygiene (including sanitation, the composition and adulteration of foods), as well as to the arts, pharmacy, manufacturing chemistry, and other subjects of importance to those for whom the work is intended. The articles on what is commonly termed "household medicine" have been amplified and numerically increased.

The design of this work is briefly but not completely expressed in its title-page. Independently of a reliable and comprehensive collection of formulæ and processes in nearly all the industrial and useful arts, it contains a description of the leading properties and applications of the substances referred to, together with ample directions, hints, data, and allied information, calculated to facilitate the development of the practical value of the book in the shop, the laboratory, the factory, and the household. Notices of the substances embraced in the materia medica, in addition to the whole of their preparations, and numerous other animal and vegetable substances employed in medicine, as well as most of those used for food, clothing, and fuel, with their economic applications, have been included in the work. The synonyms and references are other additions which will prove invaluable to the reader. Lastly, there have been appended to all the principal articles referred to brief but clear directions for determining their purity and commercial value, and for detecting their presence and proportions in compounds. The indiscriminate adoption of matter, without examination, has been uniformly avoided, and in no instance has any formula or process been admitted into this work unless it rested on some well-known fact of science, had been sanctioned by usage, or come recommended by some respectable authority.

TYNDALL.

Essays on the Floating Matter of the Air,

In Relation to Putrefaction and Infection. By Prof. JOHN TYNDALL, F. R. S. 12mo. Cloth. \$1.50.

CONTENTS: Chapter I. On Dust and Disease. II. Optical Department of the Atmosphere in Relation to Putrefaction and Infection. III. Further Researches on Department and Vitality of Putrefactive Organisms. IV. Fermentation, and its Bearings on Surgery and Medicine. V. Spontaneous Generation. Appendix.

"Professor Tyndall's book is a calm, patient, clear, and thorough treatment of all the questions and conditions of nature and society involved in this theme. The work is lucid and convincing, yet not prolix or pedantic, but popular and really enjoyable. It is worthy of patient and renewed study."—*Philadelphia Times*.

"In the book before us we have the minute details of hundreds of observations on infusions exposed to optically pure air: infusions of mutton, beef, haddock, hay, turnip, liver, hare, rabbit, grouse, pheasant, salmon, cod, etc.; infusions heated by boiling water and by boiling oil, sometimes for a few moments and sometimes for several hours, and, however varied the mode of procedure, the result was invariably the same, with not even a shade of uncertainty. The fallacy of spontaneous generation and the probability of the germ theory of disease seem to us the inference, and the only inference, that can be drawn from the results of nearly ten thousand experiments performed by Professor Tyndall within the last two years."—*Pittsburg Telegraph*.

"The matter contained in this work is not only presented in a very interesting way, but is of great value."—*Boston Journal of Commerce*.

ULTZMANN.**Pyuria; or, Pus in the Urine, and its Treatment.**

Comprising the Diagnosis and Treatment of Acute and Chronic Urethritis, Prostatitis, Cystitis, and Pyelitis, with especial reference to their Local Treatment. By Dr. ROBERT ULZMANN, Professor of Genito-Urinary Diseases in the Vienna Poliklinik. Translated, by permission, by Dr. Walter B. Platt, F. R. C. S. (Eng.), Baltimore. 12mo. Cloth, \$1.00.

"Those of the profession who are familiar with the works of Professor Ultzmann will welcome this translation as constituting a real addition to our literature on genito-urinary diseases. It can not be too highly recommended to the attention of the profession, not only on account of its scientific value, but also for the many practical suggestions regarding treatment to be found in the chapter on Therapeutics. The translator is to be congratulated upon the excellent manner in which his work has been accomplished. The book is neatly and tastefully got up by the publishers."—*Maryland Medical Journal*.

VAN BUREN.**Lectures on the Principles of Surgery.**

Delivered at the Bellevue Hospital Medical College. By the late W. H. VAN BUREN, M. D., LL. D. Edited by Dr. Lewis A. Stimson. 8vo, 588 pages. Cloth, \$4.00; sheep, \$5.00.

"If we are to judge of the interesting style by the mere reading of these lectures, how greatly they must have been appreciated by those who heard them by the teacher! There is nothing dry or prosy in them. The illustrations of principles are drawn from the clinical material of the teacher, and are always fresh and apropos. Past and present theories are compared in such a way as to give the student an interest in the work of older pathologists, and to point out progress made, without wearying him with a dry narration at a time when he is not able to comprehend the underlying philosophy. Dr. Van Buren's popularity as a teacher can be easily understood from a study of this volume. His manner is vivacious, his matter select, and his fullness of knowledge easily discernible. He writes like one in authority, full of enthusiasm, and possessed of the skill of imparting to students just that sort of knowledge best suited to their future intellectual growth. The work is handsomely printed, with full-faced, clear type and leaded lines, and is in every way a credit to the publishers."—*North Carolina Medical Journal*.

Lectures upon Diseases of the Rectum and the Surgery of the Lower Bowel.

Delivered at the Bellevue Hospital Medical College. By the late W. H. VAN BUREN, M. D., Professor of the Principles and Practice of Surgery in the Bellevue Hospital Medical College, etc. Second edition, revised and enlarged. With 27 illustrations and Complete Index. 8vo, 412 pages. Cloth, \$3.00; sheep, \$4.00.

"The reviewer too often finds it a difficult task to discover points to praise in order that his criticisms may not seem one-sided and unjust. These lectures, however, place him upon the other horn of the dilemma, viz., to find somewhat to criticise severely enough to clear himself of the charge of indiscriminating laudation. Of course, the author upholds some views which conflict with other authorities, but he substantiates them by the most powerful of arguments, viz., a large experience, the results of which are enunciated by one who elsewhere shows that he can appreciate, and accord the due value to, the work and experience of others."—*Archives of Medicine*.

VON ZEISSL.

Outlines of the Pathology and Treatment of Syphilis and Allied Venereal Diseases.

By HERMANN VON ZEISSL, M. D., late Professor at the Imperial-Royal University of Vienna. Second edition, revised by Maximilian von Zeissl, M. D., Privat-Dozent for Diseases of the Skin and Syphilis at the Imperial-Royal University of Vienna. Authorized edition. Translated, with Notes, by H. Raphael, M. D., Attending Physician for Diseases of the Genito-Urinary Organs and Syphilis, Bellevue Hospital Out-Patient Department, etc. 8vo, 402 pages. Cloth, \$4.00; sheep, \$5.00.

"We regard the book as an excellent text-book for student or physician, and hope to hear of its adoption as such. In therapeutic detail the recommendations are all good."—*Virginia Medical Monthly*.

"It is scarcely necessary to refer to the talented author of the above-named work, since his lifelong labor as a teacher and writer upon venereal diseases has made him known and quoted wherever these affections exist and are treated."—*Polyc'inic*.

"It is a most thorough and practical manual, and translator and publishers both have done well in their respective capacities in thus issuing it."—*Medical Press of Western New York*.

"The book is a most excellent one in every respect, and the translator has done his work well."—*Columbus Medical Journal*.

"Medical science suffered a severe loss when, in September, 1884, Hermann von Zeissl died. Happily for us, this master in his chosen specialty had embodied the results of his vast experience in a text-book on syphilis and venereal diseases and published it some years before his death. The book now before us is a second edition of the former book, revised and in large part rewritten by Maximilian von Zeissl, and issued in the original some seven months before the father's death. It is a masterly treatise, and thoroughly practical. We can commend it to all who are interested in venereal subjects. . . . Dr. Raphael has made a smooth and readable translation, and has added much valuable matter to the book, adapting it to the use of American physicians. The chapter on Galloping Syphilis is entirely by him."—*New York Medical Journal*

WAGNER.

Manual of Chemical Technology.

By RUDOLPH VON WAGNER. Translated and edited by William Crookes, F. R. S., from the thirteenth enlarged German edition as remodeled by Dr. Ferdinand Fischer. With 596 Illustrations. 8vo, 968 pages. Cloth, \$7.50.

UNDER the head of Metallurgic Chemistry, the latest methods of preparing iron, cobalt, nickel, copper, copper salts, lead and tin and their salts, bismuth, zinc, zinc salts, cadmium, antimony, arsenic, mercury, platinum, silver, gold, manganates, aluminium, and magnesium, are described. The various applications of the voltaic current to electro-metallurgy follow under this division. The preparation of potash and soda salts, the manufacture of sulphuric acid and the recovery of sulphur from soda waste, of course occupy prominent places in the consideration of chemical manufactures. It is difficult to overestimate the mercantile value of Mond's process, as well as the many new and important applications of bisulphide of carbon. The manufacture of soap will be found to include much detail. The technology of glass, stoneware, limes, and mortars will present much of interest to the builder and engineer. The technology of vegetable fibers has been considered to include the preparation of flax, hemp, cotton, as well as paper-making; while the application of vegetable products will be found to include sugar-boiling, wine and beer brewing, the distillation of spirits, the baking of bread, the preparation of vinegar, the preservation of wood, etc.

WALTON.**The Mineral Springs of the United States and Canada,**

With Analyses and Notes on the Prominent Spas of Europe, and a List of Seaside Resorts. By GEORGE E. WALTON, M. D., Lecturer on Materia Medica in the Miami Medical College, Cincinnati. Second edition, revised and enlarged. With Maps. 12mo, 414 pages. Cloth, \$2.00.

THE author has given the analyses of all the springs in this country, and those of the principal European spas, reduced to a uniform standard of one wine-pint, so that they may readily be compared. He has arranged the springs of America and Europe in seven distinct classes, and described the diseases to which mineral waters are adapted, with references to the class of waters applicable to the treatment; and the peculiar characteristics of each spring as near as known are given; also the location, mode of access, and post-office address of every spring are mentioned. In addition, he has described the various kinds of baths, and the appropriate use of them in the treatment of disease.

"Precise and comprehensive, presenting not only reliable analyses of the waters, but their therapeutic value, so that physicians can hereafter advise their use as intelligently and beneficially as they can other valuable alterative agents."—*Sanitarian*.

WEBBER.**A Treatise on Nervous Diseases:**

Their Symptoms and Treatment. A Text-Book for Students and Practitioners. By S. G. WEBBER, M. D., Clinical Instructor in Nervous Diseases, Harvard Medical School; Visiting Physician for Diseases of the Nervous System at the Boston City Hospital, etc. With 15 Illustrations. 8vo, 415 pages. Cloth, \$3.00.

"This book is admirably adapted for students and those practitioners of medicine who wish to obtain in the smallest possible space a good general idea of nervous diseases as they are now studied. Condensation has been carried almost to an extreme, and yet the work is more than a mere compendium, its author evidently being an accomplished specialist. Much valuable information with reference to nervous diseases has been contracted into 415 pages, and what is presented has the great merit of reliability."—*Polyclinic*.

WEEKS.**A Text-Book of Nursing.**

For the Use of Training Schools, Families, and Private Students. Compiled by CLARA S. WEEKS-SHAW, Graduate of the New York Hospital Training School; Superintendent of Training School for Nurses, Paterson, N. J. Second edition, revised and enlarged. With 42 Illustrations. 12mo, 391 pages. Cloth, \$1.75.

"The book deserves to be in the possession of every trained nurse and in every training-school library."—*Medical News*.

"The new edition of this very practical little text-book is a distinct improvement, and will serve to commend it to more extended adoption. If families were supplied with such a book, instead of the ponderous tomes called 'The Family Doctor,' etc., and taught how to care for the sick rather than to study their diseases and lose valuable time in ill-advised efforts at treatment, it would be a great advantage to the sick."—*Chicago Medical Recorder*.

"This is one of the most exhaustive works on the subject that have yet been issued. It is thoroughly practical and up to date, and contains in an attractive form the substance of most other works of a like nature."—*Denver Medical Times*.

WORCESTER.

Monthly Nursing.

By A. WORCESTER, M. D., Fellow of the Massachusetts Medical Society.
Second edition, revised. Cloth, \$1.25.

"This is the very best little book it has been our pleasure to read for many a day. As its title indicates, it contains directions to and outlines the duties of the nurse during the first month after childbirth. The author does this in a thorough, complete, and practical way. His language is pointed, and his style has made the subject interesting. Though written for the student-nurse, the physician will find many useful suggestions in it, and fathers and mothers will be made better parents by its perusal."—*Memphis Medical Monthly*.

"The author has succeeded in presenting a very excellent, readable, and practical little work, setting forth the principles of action in the order in which the nurse will need them, and telling what kind of service the physician and the patient have the right to expect from the monthly nurse."—*College and Clinical Record*.

WYETH.

A Text-Book on Surgery:

General, Operative, and Mechanical.

By JOHN A. WYETH, M. D., Professor of General and Genito-Urinary Surgery in the New York Polyclinic; Visiting Surgeon to Mount Sinai Hospital, etc. Third revised and enlarged edition, entirely rewritten and reset. With 938 illustrations. Large 8vo, 997 pages. Cloth, \$7.00; sheep, \$8.00. *Sold only by subscription.*



JOHN A. WYETH, M. D.

gent performance of many operations and to treat many surgical lesions with which he may feel he is not sufficiently familiar.

"The term 'revised,' as applied to a medical or surgical work, is only too often a mere advertising dodge. Not so with the present edition of Wyeth's 'Surgery.' Every chapter shows the imprint of a masterly revision. Wyeth's text-book has enjoyed a wide popularity, more especially because of the evident conscientiousness of the author and the eminently practical character of his teaching. . . . Taken as a whole, there is no better guide for the student and practitioner of surgery than Wyeth's text-book."—*Medicine*.

"Wyeth's 'Surgery' is too well and favorably known to require extended review. It has been a standard text-book ever since its first appearance twelve years ago. The third edition is more than one hundred pages larger than the previous edition. . . . The book is in all respects satisfactory, and worthy of the time, skill, and care lavished upon it by author and publisher."—*Medical Standard*.

"Professor Wyeth's classical work continues to receive well-merited indorsement by all who make use of it. The first edition was arranged more particularly for general practitioners. . . . The author is always lucid and well-balanced, and shows thorough familiarity with every topic considered. The subject-matter is distributed in proper proportion on practical themes. Mechanically the book is a typographic triumph."—*Denver Medical Times*.

"Dr. Wyeth, being one of the foremost teachers and surgeons of America, therefore thoroughly understands how and what to impress upon his readers. He realizes the importance of fully understanding the cause of disease, and therefore devotes much space to the discussion of surgical pathology; for it is upon this special part of surgery that most advances have been made, and its thorough comprehension is necessary to the up-to-date surgeon."—*Texas Medical News*.

INDEX

	PAGE
Abortion.	
THOMAS. Lectures on Abortion.....	48
Anæsthesia.	
CORNINO. Local Anæsthesia in General Medicine and Surgery	10
Anatomy.	
BARKER. The Nervous System and its Con- stituent Neurones.....	2
CHAUVEAU. The Comparative Anatomy of Domesticated Animals	10
DEXTER. The Anatomy of the Peritoneum..	12
HUXLEY. The Anatomy of Vertebrated Ani- mals.....	25
RANNEY. The Applied Anatomy of the Nervous System.....	36
SHEILD. Surgical Anatomy for Students....	41
THOMSON. Outlines of Zoölogy.	49
Bacteriology.	
HUEPPE. The Methods of Bacteriological Investigation.....	24
Brain.	
BASTIAN. The Brain as an Organ of Mind..	4
BERKLEY. A Treatise on Mental Diseases...	5
CARPENTER. Principles of Mental Physiology	9
CORNING. A Treatise on Brain Exhaustion.	10
HAMMOND. A Treatise on Insanity	21
LUYS. The Brain and its Functions	29
MAUDSLEY. The Physiology of the Mind....	30
PHELPS. Injuries of the Brain and its Mem- branes.....	34
RIBOT. Diseases of Memory	37
Cancer.	
CULLEN. Cancer of the Uterus.....	11
Chemistry.	
JOHNSTON. The Chemistry of Common Life	25
PELLEW. A Manual of Practical Medical Chemistry.....	34
ROSCOE AND SCHORLEMMER. A Treatise on Chemistry.....	39
WAGNER. Manual of Chemical Technology.	52
WISLICENUS. Adolph Strecker's Short Text- Book of Organic Chemistry.....	46

	PAGE
Children's Diseases.	
CARMICHAEL. Disease in Children.....	9
HOLT. Diseases of Infancy and Childhood..	23
The Care and Feeding of Children.....	24
STEINER. Compendium of Children's Dis- eases.....	45
Dermatology.	
MORROW. A System of Genito-Urinary Dis- eases, Syphilology, and Dermatology....	31
NEUMANN. Handbook of Skin Diseases.....	32
PIFFARD. A Practical Treatise on Diseases of the Skin.....	35
ROBINSON. A Manual of Dermatology.....	38
SHOEMAKER. A Text-Book of Diseases of the Skin.....	42
Diagnosis.	
BURT. Exploration of the Chest in Health and Disease	8
BUTLER. The Diagnostics of Internal Med- icine	9
GIBSON AND RUSSELL. Physical Diagnosis.	20
POMEROY. The Diagnosis and Treatment of Diseases of the Ear.....	35
Dictionaries.	
CAMPBELL. The Language of Medicine.....	9
FOSTER. An Illustrated Encyclopædic Medi- cal Dictionary.....	18
QUAIN. Dictionary of Medicine.....	36
Dietetics.	
HOLT. The Care and Feeding of Children..	24
SMITH. On Foods.....	45
THOMPSON. Practical Dietetics.....	48
Ear.	
DENCH. Diseases of the Ear.....	13
GRUBER. Text-Book of Diseases of the Ear.	21
POMEROY. The Diagnosis and Treatment of Diseases of the Ear.....	35
Electricity.	
SKENE. Electro-Hæmostasis in Operative Surgery	44
Emergencies.	
DOTY. A Manual of Instruction in the Prin- ciples of Prompt Aid to the Injured.....	14
HOWE. Emergencies, and how to Treat Them	24

	PAGE		PAGE
Eye.		Materia Medica and Therapeutics.	
FUCHS. A Text-Book of Ophthalmology....	19	AULDE. The Pocket Pharmacy.....	1
LORING. A Text-Book of Ophthalmology..	28	BARTHOLOW. A Practical Treatise on Materia Medica and Therapeutics.....	3
Genito-Urinary Diseases.		CASTRO. Elements of Therapeutics and Practice according to the Dosimetric System..	9
GOULEY. Diseases of the Urinary Apparatus	20	EVETZKY. The Physiological and Therapeutical Action of Ergot.....	15
KEYES. A Practical Treatise on the Surgical Diseases of the Genito-Urinary Organs...	27	FOSTER. Reference-Book of Practical Therapeutics.....	17
The Tonic Treatment of Syphilis.....	27	HARVEY. First Lines of Therapeutics.....	22
MORROW. A System of Genito-Urinary Diseases, Syphilology, and Dermatology....	31	Medicine.	
ULTZMANN. Pyuria; or, Pus in the Urine, and its Treatment.....	51	BARTHOLOW. A Treatise on the Practice of Medicine.....	3
VON ZEISSL. Outlines of the Pathology and Treatment of Syphilis and Allied Venereal Diseases.....	52	EWALD. The Diseases of the Stomach.....	15
Gynecology.		FLINT. Medicine of the Future.....	16
CULLEN. Cancer of the Uterus.....	11	LEGG. On the Bile, Jaundice, and Bilious Diseases.....	28
CURRIER. The Menopause.....	12	MARKOE. A Treatise on Diseases of the Bones.....	29
KELLY. Operative Gynecology.....	26	NIEMEYER. A Text-Book of Practical Medicine.....	32
REED. A Text-Book of Gynecology.....	37	OSLER. The Principles and Practice of Medicine.....	33
SCHULTZE. The Pathology and Treatment of Displacements of the Uterus.....	41	ROGER. Introduction to the Study of Medicine	39
SKENE. A Treatise on the Diseases of Women Medical Gynecology.....	43	ROOSEVELT. In Sickness and in Health.....	39
Health.		STONE. Elements of Modern Medicine.....	47
BILLINGS. The Relation of Animal Diseases to the Public Health, and their Prevention	6	STRUMPELL. A Text-Book of Medicine.....	46
CORFIELD. Health.....	10	Microscopy.	
DOWN. Health Primers.....	14	FRIEDLAENDER. The Use of the Microscope in Clinical and Pathological Examinations.	19
McSHERRY. Health, and How to Promote it.	31	Nervous Diseases.	
RICHARDSON. A Ministry of Health.....	37	BAILEY. Accident and Injury.....	1
SMITH. Health.....	44	BARKER. The Nervous System and its Constituent Neurones.....	2
Health Resorts.		BASTIAN. A Treatise on Aphasia and Other Speech Defects.....	4
WALTON. The Mineral Springs of the United States and Canada.....	53	Paralyses: Cerebral, Bulbar, and Spinal... Paralysis from Brain Disease in its Common Forms.....	4 4
Heart.		BRKLEY. A Treatise on Mental Diseases... HAMMOND. A Treatise on the Diseases of the Nervous System.....	5 21
BRAMWELL. Diseases of the Heart and Thoracic Aorta.....	7	Clinical Lectures on Diseases of the Nervous System.....	22
OSLER. Lectures on Angina Pectoris and Allied States.....	34	HIRT. Diseases of the Nervous System....	22
Intestines.		RANNEY. The Applied Anatomy of the Nervous System.....	36
BOAS. Diseases of the Intestines.....	7	ROSENTHAL. General Physiology of Muscles and Nerves.....	40
Manuals.		STEVENS. Functional Nervous Diseases....	45
DOTY. A Manual of Instruction in the Principles of Prompt Aid to the Injured.....	14	WEBBER. A Treatise on Nervous Diseases..	53
FLINT. Manual of Chemical Examination of the Urine in Disease.....	17	Nose and Throat.	
PELLEW. A Manual of Practical Medical Chemistry.....	34	SHURLY. A Treatise on the Diseases of the Nose and Throat.....	42
ROBINSON. A Manual of Dermatology.....	38		
SCHROEDER. A Manual of Midwifery.....	41		
SHEILD. Surgical Anatomy for Students....	41		

Nursing.	PAGE
NIGHTINGALE. Notes on Nursing.....	32
WEEKS-SHAW. A Text-Book of Nursing...	53
WORCESTER. Monthly Nursing.....	54

Obstetrics.

LUSK. The Science and Art of Midwifery...	29
SCHROEDER. A Manual of Midwifery.....	41

Orthopædics.

LITTLE. Medical and Surgical Aspects of In-Knee.....	28
POORE. Osteotomy and Osteoclasia.....	35
SHAFFER. Essays on Orthopædic Surgery..	41

Pathology.

BILLROTH. General Surgical Pathology and Therapeutics.....	6
BOYCE. A Text-Book of Morbid Histology..	7
DAVIDSON. Geographical Pathology.....	12
MAUDSLEY. The Pathology of Mind.....	30
SCHULTZE. The Pathology and Treatment of Displacements of the Uterus.....	41
VON ZEISSL. The Pathology and Treatment of Syphilis and Allied Venereal Diseases..	52

Phthisis.

EVANS. Handbook of Historical and Geographical Phthisiology.....	14
JACCOUD. The Curability and Treatment of Pulmonary Phthisis	25

Physiology.

CARPENTER. Principles of Mental Physiology.	9
FLINT. A Text-Book of Human Physiology. The Physiological Effects of Severe and Protracted Muscular Exercise.....	16
MAUDSLEY. The Physiology of the Mind....	17
MILLS. A Text-Book of Comparative Physiology.....	30
A Text-Book of Animal Physiology	31
ROSENTHAL. General Physiology of Muscles and Nerves.....	31
	40

Rectum.

MATHEWS. A Treatise on Diseases of the Rectum, Anus, and Sigmoid Flexure....	29
VAN BUREN. Diseases of the Rectum and the Surgery of the Lower Bowel.....	51

Stomach.

EWALD. The Diseases of the Stomach.....	15
---	----

Surgery.

BRYANT. Operative Surgery.....	8
BUCK. Contributions to Reparative Surgery.	7
CORNING. Local Anæsthesia in General Medicine and Surgery	10
GARMANY. Operative Surgery on the Cadaver	19

Surgery.

	PAGE
GROSS. A Practical Treatise on Tumors of the Mammary Gland.....	20
KEYES. A Practical Treatise on the Surgical Diseases of the Genito-Urinary Organs...	27
KINGSLEY. A Treatise on Oral Deformities.	27
ROBERTS. Notes on the Modern Treatment of Fractures.....	38
SHEILD. Surgical Anatomy for Students....	41
SKENE. Electro-Hæmostasis in Operative Surgery.....	44
TILLMANNS. Text-Book of General Surgery.	49
VAN BUREN. Lectures on the Principles of Surgery.....	51
WYETH. A Text-Book on Surgery.....	54

Syphilis.


FOURNIER. Syphilis and Marriage.....	18
KEYES. The Tonic Treatment of Syphilis...	27
MORROW. A System of Genito-Urinary Diseases, Syphilology, and Dermatology....	31
VON ZEISSL. The Pathology and Treatment of Syphilis and Allied Venereal Diseases .	52

Urinalysis.

FLINT. Manual of Chemical Examination of the Urine in Disease.....	17
HOFMANN AND ULTMANN. Analysis of the Urine	23

Miscellaneous.

COMBE. The Management of Infancy.....	9
COOLEY. Cyclopædia of Practical Receipts..	30
FLINT. The Source of Muscular Power.....	16
FLINT. Medical Ethics and Etiquette.....	17
GAMGEE. Yellow Fever a Nautical Disease..	20
HOWE. The Breath, and the Diseases which give it a Fetid Odor.....	24
JOHNSTONE. Botany.....	25
MAUDSLEY. Body and Mind.....	30
Responsibility in Mental Diseases.....	30
OSLER. The Diagnosis of Abdominal Tumors	33
OSWALD. Physical Education.....	34
RICHARDSON. Diseases of Modern Life....	38
ROMANES. Animal Intelligence.....	40
Mental Evolution in Animals.....	40
Mental Evolution in Man.....	40
Jelly-Fish, Star-Fish and Sea-Urchins....	40
STRAHAN. Marriage and Disease.....	46
TAYLOR. The Law in its Relations to Physicians.....	47
THAYER. Lectures on the Malarial Fevers..	47
TRACY. Handbook of Sanitary Information for Householders.....	49
TYNDAL. Essays on the Floating Matter of the Air.....	50



THE HISTORY OF FREEMASONRY IN CANADA

**In two large volumes, Royal 8vo., limited
to 2,000 numbered sets**

To the preparation of this work the author devoted sixteen years. It is a monument of Canadian research and industry. The two volumes (which are separately indexed) together extend to more than two thousand pages, and contain four hundred and thirty-seven original engravings of great rarity and value.

Price of Set, Cloth, - \$ 9.00
Price of Set, Half Leather, \$12.00

TRAVELS AND ADVENTURES IN CANADA AND THE INDIAN TERRITORIES

Between the years 1760 and 1776

BY

ALEXANDER HENRY

FUR TRADER

*New Edition, Edited with Notes, Illustrative and Biographical,
by JAMES BAIN, Chief Librarian, Toronto
Public Library.*

Cloth, 347 pp. large octavo, with fine Photogravure Portrait of Henry, four half-tone illustrations and two interesting maps. Price \$3.50 net.

Limited edition of 700 copies, signed and numbered, of which 250 have been bought by Messrs. Little, Brown & Co., the well-known publishers of Boston, Mass., leaving, after other sales, only about 400.

Note.—As no more of this work will be printed, and it is sure to appreciate in value, the Publishers reserve the right to increase the price at any time without notice.

THE BEST MAGAZINE IN
THE WORLD

The **Monthly Review**

This is the new Review. It aims to be neither "dull" nor "heavy." It is edited by Henry Newbolt, and is published in London by John Murray, in Canada by George N. Morang & Co., Limited. It is issued monthly.

It shows radical and striking departures. It uses illustrations to elucidate and to teach. It has an editorial department.

The Editorial Department will give a continuous personal element to the Review from month to month. All interesting questions of the hour will be surveyed, discussed, criticized. The Editorial Department will contain unsigned articles from eminent authorities who are prevented by official position from writing under their own names.

In each number there will be an instalment of a serial novel, which will make the Monthly Review attractive to a large class of readers.

The contributors to the Monthly Review are writers of excellence. The majority of them are well-known. The articles are attractively written, and this quality, rather than mere greatness of name, is the standard of choice.

In Great Britain the Monthly Review is published at £1 10s., (\$7.50) per annum, but Morang's Canadian subscription price is only \$5.00 for the year.

Circulars giving full particulars on application.

Sample copies sent on approval.

George N. Morang & Company
Limited
90 Wellington St. West, Toronto

