

## Technical and Bibliographic Notes / Notes techniques et bibliographiques

The Institute has attempted to obtain the best original copy available for filming. Features of this copy which may be bibliographically unique, which may alter any of the images in the reproduction, or which may significantly change the usual method of filming are checked below.

- Coloured covers / Couverture de couleur
- Covers damaged / Couverture endommagée
- Covers restored and/or laminated / Couverture restaurée et/ou pelliculée
- Cover title missing / Le titre de couverture manque
- Coloured maps / Cartes géographiques en couleur
- Coloured ink (i.e. other than blue or black) / Encre de couleur (i.e. autre que bleue ou noire)
- Coloured plates and/or illustrations / Planches et/ou illustrations en couleur
- Bound with other material / Relié avec d'autres documents
- Only edition available / Seule édition disponible
- Tight binding may cause shadows or distortion along interior margin / La reliure serrée peut causer de l'ombre ou de la distorsion le long de la marge intérieure.
- Blank leaves added during restorations may appear within the text. Whenever possible, these have been omitted from filming / Il se peut que certaines pages blanches ajoutées lors d'une restauration apparaissent dans le texte, mais, lorsque cela était possible, ces pages n'ont pas été filmées.
- Additional comments / Commentaires supplémentaires:

L'Institut a microfilmé le meilleur exemplaire qu'il lui a été possible de se procurer. Les détails de cet exemplaire qui sont peut-être uniques du point de vue bibliographique, qui peuvent modifier une image reproduite, ou qui peuvent exiger une modification dans la méthode normale de filmage sont indiqués ci-dessous.

- Coloured pages / Pages de couleur
- Pages damaged / Pages endommagées
- Pages restored and/or laminated / Pages restaurées et/ou pelliculées
- Pages discoloured, stained or foxed / Pages décolorées, tachetées ou piquées
- Pages detached / Pages détachées
- Showthrough / Transparence
- Quality of print varies / Qualité inégale de l'impression
- Includes supplementary material / Comprend du matériel supplémentaire
- Pages wholly or partially obscured by errata slips, tissues, etc., have been refilmed to ensure the best possible image / Les pages totalement ou partiellement obscurcies par un feuillet d'errata, une pelure, etc., ont été filmées à nouveau de façon à obtenir la meilleure image possible.
- Opposing pages with varying colouration or discolourations are filmed twice to ensure the best possible image / Les pages s'opposant ayant des colorations variables ou des décolorations sont filmées deux fois afin d'obtenir la meilleure image possible.

This item is filmed at the reduction ratio checked below / Ce document est filmé au taux de réduction indiqué ci-dessous.

<b>10x</b>		<b>14x</b>		<b>18x</b>		<b>22x</b>		<b>26x</b>		<b>30x</b>
<input type="checkbox"/>	<input type="checkbox"/>	<input type="checkbox"/>	<input type="checkbox"/>	<input type="checkbox"/>	<input type="checkbox"/>	<input type="checkbox"/>	<input checked="" type="checkbox"/>	<input type="checkbox"/>	<input type="checkbox"/>	<input type="checkbox"/>
	<b>12x</b>		<b>16x</b>		<b>20x</b>		<b>24x</b>		<b>28x</b>	<b>32x</b>

APPENDIX, No. 4,

TO THE

THIRTEENTH VOLUME.

# APPENDIX TO THE THIRTEENTH VOLUME

OF THE

# JOURNALS

OF THE

# LEGISLATIVE ASSEMBLY

OF THE

# PROVINCE OF CANADA.

---

From the 5th SEPTEMBER, 1854, to 30th MAY, 1855, both days inclusive,

IN THE EIGHTEENTH YEAR OF THE REIGN OF OUR SOVEREIGN LADY

QUEEN VICTORIA.

---

Being the 1st Session of the 5th Provincial Parliament of Canada.

SESSION, 1854-5.

---

PRINTED BY ORDER OF THE LEGISLATIVE ASSEMBLY.

---

VOL. 13.

THE UNIVERSITY OF TORONTO

LIBRARY

100 ST. GEORGE STREET

TORONTO, CANADA

PRINTED BY ROLLO CAMPBELL, GARDEN STREET, QUEBEC

UNIVERSITY OF TORONTO

PRINTED BY ROLLO CAMPBELL, GARDEN STREET, QUEBEC

UNIVERSITY OF TORONTO

PRINTED BY ROLLO CAMPBELL, GARDEN STREET, QUEBEC

0 920885

---

---

# FIRST REPORT

OF THE

SECRETARY

OF THE

BOARD OF REGISTRATION AND STATISTICS,

ON THE

CENSUS OF THE CANADAS,

FOR

1851-52.

~~~~~  
Printed by Order of the Board.  
~~~~~



QUEBEC:

PRINTED BY JOHN LOVELL, AT HIS STEAM PRINTING ESTABLISHMENT.

MOUNTAIN STREET.

1853.



## BOARD OF REGISTRATION AND STATISTICS.

### FIRST REPORT.

OFFICE OF REGISTRATION AND STATISTICS,

15th August, 1853.

To the Honorable MALCOLM CAMERON,	} <i>Members of the Board of Registration and Statistics.</i>
“ “ A. N. MORIN,	
“ “ E. P. TACHÉ,	

GENTLEMEN,—In compliance with the request of the Honorable the Chairman of your Board, I have the honor to present my First Report upon the Census of 1851. Its very incomplete state will, at the present time, compel me to deal very generally with some of the subjects embraced, as the only parts really perfected are the Returns of the Origins, the Religions, and the Agricultural Produce of both Provinces.

An immense amount of work has been performed in the Office, as will be shewn hereafter, but until the Abstracts of each portion are completed, it will be impossible to draw any accurate deductions, or compile such comparative Tables as will necessarily suggest themselves.

Before entering upon the results of this great work, it will be well perhaps to make some observations as to the machinery whereby so much valuable information has been collected and condensed.

In the months of November and December, 1851, the Commissioners for each County and City in the Provinces received their appointments, and at once proceeded to select a sufficient number of Enumerators for their respective localities. In the performance of this there were employed in Upper Canada, 45 Commissioners and 597 Enumerators; in Lower Canada, 38 Commissioners and 476 Enumerators. To each were furnished printed instructions with “Forms” of Schedules ready filled up for their guidance.

The Census is supposed to have been taken on the 12th day of January, 1852, and great credit is due to most of the parties engaged for the prompt and efficient

manner in which their duties were discharged. On the whole the Census of Lower Canada has been taken with greater care than that of the Upper Province, where, unfortunately, many of the Enumerators proved themselves wholly unfit for the duties assigned to them; and the negligence and ignorance displayed in the work of these has added materially to the labours of the Office, in the classification and arrangement of the Tables. From this charge, however, a great number of the Counties are wholly exempt, and in many the work has been performed most admirably by both Commissioners and Enumerators.

In reference to the degree of accuracy which may be attributed to the Returns, it must be borne in mind that they are chiefly dependent on voluntary information,—tested, however, to some extent by the observation and local knowledge of the Enumerators. It is, however, a curious fact, and one to which most of them bear testimony, that a very general feeling was found to prevail throughout the Colony, that the Census had some direct or indirect reference to taxation—and in this belief the Enumerators were frequently received most ungraciously, and the information sought was, not only partially, but, in some cases, altogether withheld. It is much to be regretted that the value of this important work which displays the progress of a Colony, in which the elements of improvement are working with such increasing and almost unexampled energy, and which affords the only available means of satisfactorily proving the production, distribution, and consumption of its natural wealth, and the moral and physical condition of its people, should have been thus to some extent counteracted by ignorance and prejudice. It is, however, an evil which exists in other Countries, and in taking the last Census of the United States, it became necessary, in some districts, to put in force the Act of Congress for refusal to reply to the Interrogatories of the Enumerators. The only remedy for this, perhaps, is to be found in the increasing intelligence and education of the community.

With reference to a similar work in another Country, it was remarked that “People are slow to see that questions relating to themselves and their households can have any bearing on the general good, and forget that, in accounts of large numbers, the individual is wholly lost sight of in the average, but that the average can only be obtained by an accurate knowledge of all that pertains to the individual.”

In all countries, the interval between the taking and publishing of a Census is thought to be unnecessarily long, and at this time the complaint is made respecting that of Great Britain and the United States. Of the former, taken as that of Canada for 1851, the details of the numbers and distribution of the population alone were published, and we are told that all the information collected relative to the Ages, Occupations, Civil condition, and Birth places of the population, with the number of the Blind, the Deaf, and the Dumb, will not be published for a considerable time. In the United States, where the Census was taken in 1850, we believe that the publication is confined to General Abstracts, and that no detail has, as yet, been given to the public. In fact, the Abstracts have only very recently been published.

It must not be forgotten, that the materials for a Census are obtained by means of a personal return from each family, and each of such returns has to be passed in



review, and checked, before any of the tables can be prepared. The following remarks may give some little idea of the labour this involves :

The Returns were with a few exceptions sent by the Commissioners through the medium of the Post Office, (and of the immense bulk of papers thus transmitted not one was received at the Office in a mutilated condition, or in any way injured.) The first Returns were received on the 28th of February, 1852, from the City of Hamilton, and the County of Lotbinière, and from that time the most difficult part of the Office work commenced.

The population of the two Provinces amounts to, .....	1,842,265
That of the Cities and Towns was taken on slips, left at every house,	171,034
That of the Counties and Villages, on sheets of 50 each, .....	1,671,231

giving 33,425 sheets, each containing 40 columns which had to be carefully examined and analysed, being no less than 1,337,000 columns, and averaging the slips at eight each, we have 21,380 slips, which had to be submitted to the same test. In addition to these, the Agricultural Returns occupied about 7000 sheets of 55 columns each, making a total of 1,722,000 columns and 21,380 slips.

The mode of proceeding in the analysis was as follows :—

*1st. Personal Census.*

The first duty was to examine every sheet to ascertain if the classification as to Origins and Religions, given in the Abstracts furnished by the Commissioners, were correct, and in many cases very great discrepancies were discovered; in others where no Abstract had been furnished by the Commissioners, they were prepared in the Office. This portion of the Census alone, which is published, occupies 143 pages of printed matter, and on reference to this the immense amount of labour bestowed upon it will be apparent, each Municipality being entered separately. In this part of the work there are 1755 columns and 2178 cross castings.

The trade or occupation of every individual was then extracted from each sheet, and classified as to Counties and Townships.

The most difficult and tedious part of the work has however been the classification of the Ages, Births, Deaths, Number attending School, Deaf, Dumb, Blind, Lunatics, Number of Families, Members and not Members of Families, of each Municipality—and the arrangement occupies no fewer than 150 columns, and was rendered the more difficult and tedious as it was necessary to distinguish the Married and Single, the Widows and Widowers, and the ages at which the deaths occurred.

Two persons working the whole day could, in some cases, analyse 3000 names,—and in others not more than 2000, according to the correctness with which the Returns were made—and where the Married and Single were not distinguished in the Enumerators sheets, in the column for that purpose, not more than 1000 names could be taken. Taking the average however at 2500, and this was found to be the aver-

age of two of the most rapid and attentive Clerks in the Office, the analyzation of this part alone would occupy two Clerks over 700 days.

These Abstracts, when made, had to be entered in a tabular form,—examined, proved, and prepared for the printer. This part of the work will occupy about 340 pages of printed matter.

The next duty was the classification of the Census of Deaths.

Then the number of Houses, distinguishing their materials, those vacant, and those in course of building and the number of families occupying them.

Then the Public Buildings and Places of Worship according to the Sects to which they belong.

And lastly the extracting from each sheet a list of every Shop, Store, Mill and Manufactory, with their return of capital, produce, rent, number of hands employed, &c., and the arranging of them in tabular forms.

#### *2nd. The Agricultural Census.*

The labour attendant upon this part of the Census has been immense, owing to the gross negligence of some of the Enumerators. In many cases the figures were almost illegible—in few cases were the castings correct, and in many there were none—and with few exceptions this part of the Census was taken in a more careless and imperfect manner than the Personal Census. The Agricultural Tables, when printed, will occupy about 204 pages; and it is believed that the whole of the tables will occupy between 600 and 700 pages of printed matter.

The present state of the work is as follows:—

#### *Of the Personal Census.*

1st. The *Origins* and *Religions* are printed.

2nd. The Census by *Ages, Births, Deaths, &c.*, of all the Counties of Upper Canada (with the exception of Wentworth and York, which are in an advanced state, and the Cities and Towns of Toronto, Hamilton, Kingston, Bytown, and London) are printed. In Lower Canada the greater part are entered into the tables and ready for the printer—and the whole are taken from the sheets, with the exception of the County of Terrebonne, and the City of Montreal.

3rd. *Trades and Occupations.*—In Lower Canada, the whole of them are extracted and ready for tabular arrangement. In Upper Canada, the majority of them are also extracted.

4th. *Causes of Death.*—The whole are taken in both Provinces.

5th. *The Number of Houses and Families occupying.*—The whole of these are extracted in Lower Canada, and the greater part in Upper Canada.

6th. *The Churches and Public Buildings.* are also extracted in the Lower Province, and the greater part in the Upper Province.

7th. *The Grist and Saw Mills, and Manufactories,* are all extracted in both Provinces and ready for tabular arrangement.

8th. *The Agricultural Census.*—The whole of this in both Provinces is extracted; that of Upper Canada ready for the printer, and more than half of Lower Canada. Abstracts of this part of the Census have been furnished to the public.

It would be impossible to form any correct estimate of the time necessary for the completion of this work, but it is highly satisfactory to be able to state that, although the number of the Clerks in the Office has been greatly reduced, the classification of the Returns proceeds rapidly, and the printer is kept fully occupied. It may be well to remark here, that the duties of the Office have not been confined to the preparation of the Census, for a great amount of time and labour has been expended upon the Returns called for by the Legislature—in the compilation of the General Abstracts which have been published from time to time—and in furnishing information to the various Railway Companies in both Provinces—the demands of the latter, although in many cases calling for Statistical Tables, extremely voluminous, and requiring considerable research and calculation, have been promptly attended to, although interfering materially with the ordinary work of the Office.

In the compilation of the United States Census, it has not been deemed necessary to divide the population into divisions other than by Counties, Cities, Wards or Boroughs. In our own, the population by Origins and Religions, already published, has been given by Townships. The Agricultural Census has also been prepared in the same way, but it becomes a question for serious consideration how far it may be advisable, in the completion of the work, to deviate from the original plan, and classify the various Tables by Counties alone. The subdivision of this matter may be interesting to the man of science, but can be of little general utility if published. The original Returns will be carefully preserved—the various Abstracts will at all times be accessible for reference in the Office—and, by adopting a more general classification of the matter, the expense of printing would be materially reduced.

Although so large a sum has been already devoted to this important undertaking, the expense will not contrast unfavourably with that of our neighbours, and it would appear that we have done more work, and at a less cost. From a Report recently published by Mr. Kennedy, the “Superintendent” of the United States Census, it appears that the regular staff of his Department consisted of 91 Clerks, 2 Messengers, 2 Watchmen, and 2 Labourers—that for a considerable period, this number was increased to 148, the whole of whom did extra work—and that the outlay up to the 1st December, 1851,—although with a population not 13 times that of Canada—has already amounted to

£317,000, or 16 times that of our own Census up to the present time, and all this exclusive of printing the Census when compiled; and includes that merely of a few Abstracts called for, from time to time, by Congress, and the Report above alluded to of about 150 pages. The Census Superintendent also states that there will still be required a sum of £37,500 *solely* to pay Clerks and Office expenses, before the completion of the work.

At no time has the number of Clerks in this Office exceeded eleven, and but for a short time did they perform extra work. At this time the number is reduced to four. The whole expense of the work *up to the present time* is about £20,000, of which £14,772 was paid to the Commissioners and Enumerators; £912 for postages up to the 8th Sept. last, and £872 for printing to the same date. The Office expenses have, as compared with those of other countries, been very moderate.

It will be seen from the above Report, that the cost of the United States Census, up to the 1st December, 1851, had been £1 10s. 7d. per 100 individuals, whilst that of Canada, up to the present time, has not reached £1 2s. 3d. per 100 individuals.

The experience of the Office shews that several alterations may be made in the various columns of the Schedules, which, whilst rendering the Returns more complete, will, at the same time, save much labour in their analyzation in the Office, and some of these changes are so important that it may be well to note them in this place.

Under the head of "Lands" there should be two additional columns, one for the land "under fallow" and one for the Agricultural Implements possessed by each land-owner. The first is necessary in order to complete the subdivision of the total land "held" or "under cultivation," as without such a column the sum of the divisions cannot be equal to the whole.

The column for value of Implements would also afford a desirable source of information, not only as shewing the amount of that description of personal property, but as enabling the public in a future Census, to compare the progress in this most important criterion of industrial wealth.

That Farm Implements and Machinery form a very important item in the wealth of a country, it may be observed, that in the late Census of the United States, of which Abstracts are published, the columns for these two items shew the large amount of \$151,569,675 being 6s. 4d. currency per each acre of "improved" land. The extent under this denomination in the whole Union, (32 States and 4 Territories,) being, as per page 85 of the Census Superintendent's Report, 118,457,622 acres.

In Upper Canada the value of Implements would probably be more than equivalent to this amount, as there is no Farmer possessing 100 acres of cleared land, who has not more than 130 dollars worth of implements, waggons, ploughs, drags, threshing and winnowing machines, &c, &c.

Another very important item in the wealth of the Colony is the number of pleasure carriages and their value, for which there should be two columns, one for wheel carriages and another for pleasure sleighs, and a third column for their value.

That this is a very important item will be readily seen from the fact that these are luxuries procured from the surplus means of the owners, over and above the necessaries of life, and also from the fact of their very great increase both in number and value. Take one County, with which I am acquainted. In 1833 there were only 3, not worth £50 altogether, and now there are upwards of 600, worth at least £10,000. This County contains a population of 32,000, and this item of wealth alone amounts to 6s. 3d. per individual.

The pleasure carriages were taken in the five Cities of Upper and Lower Canada, and in Bytown and London, but not elsewhere.

It is also a matter worthy of consideration whether there should not be a column for the value of the Church property in each Enumerator's divisions. To this branch of information our neighbours have paid a vast deal of attention, giving not only the value of all the Churches in the Union, but separately of twenty of the principal sects, having one column for all the minor sects together. To shew that this is a very important item in the aggregate wealth of the Country, it is only necessary to mention, that in Ohio, (the State which approximates the nearest to Canada in population,) the total value of Church property, (page 30 of the Superintendent's Report,) is \$5,765,149, and the population 1,980,427, being 14s. 9d. each individual. There is no reason to believe that the Church property in Canada is less valuable than that in Ohio.

There is another alteration in the heading of the columns, which is very important, and it may be well to notice them all here that they may not be lost sight of at the preparation of the sheets for the next decennial Census. In the large column headed "Information as to Mills, Factories, &c.," the headings should be subdivided into "Grist Mills," "Saw Mills," "Carding Mills," &c., &c., and there should be headings for "Value," "Capital employed," "Rental," "Number of Saws," "Number of run of Stones," &c., &c. The information given under the general heading is *undefined* and so incorrectly stated that little reliable information as to the wealth of the Colony in these respects can be gleaned from the Returns. Some Enumerators have given one characteristic of value and some another, and it is most important that whatever characteristic of value is given, it should be given wholly and truly for the entire Province. In many cases a sum of money has been set down for a mill, &c., and it was left to the mere surmise of the Clerk abstracting whether such sum was rent, outlay, or net profit.

Having thus alluded to the propriety of inserting six additional columns in the Census sheets, it may further be observed, that a slight change in the arrangement might be made with very good effect,—for instance, the columns for Married and Single, and Widows and Widowers, which are now on the second sheet of the Schedule, should in future be placed on the first—thus enabling the Clerk with greater facility to designate separately their respective Ages.

There should also be a double column for the Indians, as under the present arrangement their sex can only be ascertained by reference to the name—a very tedious process, and with Indian names a very doubtful one.

Another very necessary improvement would be to designate the particular weight of the Beef, Pork, and Fish. The Returns have been made in such a manner as to leave every thing to the judgment of the Clerk, whether they denote Barrels, Hundred weight or Pounds.

With these exceptions the Census sheets have been well arranged, and the information is capable of being easily and correctly extracted,—with these alterations and the increased intelligence of the people, both in giving and taking the Returns, a very great improvement may reasonably be expected in the amount of information derived from the next decennial Census.

The Returns of a Population Census acquire their chief utility from being contrasted with those of former periods, as from this comparison we learn the increase or decrease of the population, the annual rate of such variations, and the proportionate relation of the two sexes. From these results, as it has been said, “we approximate to something like a Law of Population, or to certain natural rules, the infraction of which must be due to particular and perhaps removable disturbing causes.” It has been found that although the population of Great Britain has increased upwards of ten millions during the last half century, yet throughout this period the sexes have preserved their relative proportion, viz : 30 males to 31 females.

Until the Abstracts of the Personal Census are completed, it will be impossible to do justice to this most interesting feature of the Census. A few general remarks must at the present time suffice, and our chief attention be directed to the Agricultural produce and prospects of the Country.

It is believed that a very general feeling prevails, not only in the Mother Country, but even in Canada, that her growth and prosperity are not commensurate with that of the United States, and without any inclination to deny or conceal the rapid progress of our neighbours, it may be well, by a few facts, compiled from Statistical Returns, to prove how erroneous such an impression is,—the growth of Upper Canada, taking it from the year 1800, having been nearly *thrice* that of the United States.

According to the “World’s Progress,” a work published by “Putnam of New York,” in 1851, page 481—the free population of the United States was in 1800, 5,305,925 ; in 1850 it was 20,250,000, (in 1810 it was 7,239,814,) thus in 50 years its increase was not quite 400 per cent. whilst that of Upper Canada was upwards of 1100 per cent. for the 40 years, from 1811 to 1851.

Comparing the last decade of Upper-Canada with that of other Countries, exclusive of Australia and California ; we arrive at the following result :

The total number of inhabitants in the United States, on the 1st of June, 1850, according to the Census Report, was 23,263,488, but it has been shewn that the probable amount of population acquired by Territorial additions should be deducted in making a comparison between the last and former Census. These diminish the total population of the Country as a basis of comparison to 23,091,488.

United States—Census of 1850.....	23,091,488
“ 1840,.....	17,067,453

Increase in 10 years,..... 6,022,035 or 35,27 per cent.

Great Britain—Census of 1851,.....	21,121,967
“ 1841,.....	18,658,372

Increase in 10 years,..... 2,463,595 or 13,20 per cent.

Ireland—Census of 1841,.....	8,175,124
“ 1851,.....	6,515,794

Decrease in 10 years,..... 1,659,330 or 20 per cent.

Upper Canada—Census of 1851,.....	952,004
“ 1841,.....	465,357

Increase in 10 years,..... 486,647 or 104,58 per cent.

The first Census of Great Britain was taken in 1801, at which date the population amounted to 10,567,893, and thus it has doubled itself in half a century, an increase nearly equalling that in all preceding ages. It is supposed that in the eleven centuries which elapsed between the landing of Julius Cæsar and William the Conqueror, the population hardly doubled itself, thus, that which in former times it required eleven centuries to accomplish in England, has been done in Upper Canada in 10 years. The Census Returns of all Countries prove how much faster population increases in modern than in ancient times. In the last 10 years, 5,308,181 have been added to the population of Great Britain, which exceeds the known increase of the last 50 years of the last century.

Whilst the population of almost all other Countries is increasing, that of Ireland is, from various causes, 286,033 less than it was in 1851; the greatest decrease has been in the County of Cork, where, in 10 years, the population has been reduced from 773,398 to 551,152.

It may be argued that it is not fair to take the whole of the United States for a comparison with Upper Canada, much of that Country being comparatively old and long settled. It will be seen from the United States Census, that the three States of Ohio, Michigan and Illinois, contained in 1830, 1,126,851. In 1850 they contained 8,505,000, a little over 320 per cent. in 20 years.

Canada West contained in 1830, 210,437 ; in 1849, it contained 791,000, which is over 375 per cent. for the same period of 20 years—so that the increase in these three choice States was 55 per cent. less than that of Canada West during the same time. The Western States attract an enormous population, and at this time settlers are crowding into Iowa, and peopling the banks of the Missouri.

The Statistics of Canada prove the same feeling to exist here as in the United States. The Gore and Wellington Districts have increased 1900 per cent. in 33 years up to 1850. The Western District has increased over 700 per cent.; the London District, 550 per cent.; the County of Norfolk, 550 per cent.; the County of Niagara about 380 per cent.; while, in eight years, the County of Oxford has doubled its population.

And in the far West of Canada, the Counties of Huron, Perth and Bruce, have increased from 5,600 in 1841, to 37,580 in 1851, being upwards of 571 per cent. in 10 years, an increase almost beyond comprehension. It appears from Smith's work on Canada, that the Huron District has made more rapid progress since its first settlement in 1827, than the States of Ohio, Michigan and Illinois did in double that time, or than Lower Canada did in 104 years; the latter is doubtless owing to the almost entire absorption by Western Canada of the vast Immigration from Europe.

This immense increase is not however confined to the rural Districts, for the Cities and Towns will equally vie with those of the United States, and a few extracts from the Rev. Mr. Lillie's excellent Lectures on the growth and prospects of Canada, afford an interesting proof of this fact.

The population of Boston, was in 1790,	18,038
1810,	33,250
1820,	43,298
1830,	61,391
1840,	93,000
1850,	135,000

“ Dividing the above into two periods of 30 years each. Boston contained at the close of the first about  $2\frac{1}{2}$  times its number inhabitants at the commencement, while the close of the second shews times the number of the beginning, the population of 1850 is eight times (or nearly) that of 1790. Toronto being in the former of these years over six times what it was 18 years before (in 1832), and more than 75 times what it was 49 years before (in 1801.) Between 1840 and 1850, the increase was on Boston 45 per cent. ; on Toronto 95 per cent.”

“ New York, the emporium of the New World and a City which for its age may vie with any in the world, numbered

In 1790	33,131
1810	96,373
1830	202,548
1840	312,710
1850	517,000



“ Its increase thus stands as compared with Toronto— $2\frac{1}{2}$  times in the 20 years from 1830 to 1850, against 6 times in the 18 years between 1832 and 1850,—16 times in 60 years against 75 times in 49 years—66 per cent. between 1840 and 1850, against 95 per cent.

“ St. Louis which had in 1850, 70,000 inhabitants had increased it 15 times that in 1820. Toronto had in 1850 increased hers 18 times that in 1817.”

“ The population in Cincinnati was in 1850, 115,590 or 12 times its amount in 1820, 30 years before, and Toronto had in 1850, 18 times its population in 1817 or 33 years before.”

Hamilton had in 1836 a population of 2,846 and now by the last Census 14,112

Dundas has in 6 years increased from 1,700 to 3,517.

The increase in Brantford during the last 10 years has been nearly 300 per cent., and during the year 1850-51, rose from 3,200 to 4,000, or 25 per cent. Belleville in the same period has increased from 3,500 to 4,569. London from 5,124 to 7,035.

Galt has increased in 5 years from 1,000 to 2,248; and Guelph in seven years, from 700 to 1,860.

Woodstock has increased in 1850-51, from 1,200 to 2,112, and Ingersoll has increased in 4 years, from 500 to 1,190.

Kingston, in 10 years, from 6,292 to 11,585.

Toronto, “ “ 14,249 to 30,775.

Lower Canada though not advancing in the same ratio presents some few instances of an enormous increase in her population. Among these we may instance

The County of Megantic, which in seven years, from 1844 to 1851 increased from 6,449 to 13,835, or at the rate of 115.40 per cent.

The County of Ottawa, which in the same time has increased from 12,434 to 22,903, or 84.42 per cent.

The County of Drummond from 9,354 to 16,562, or 77.28 per cent, and

The County of Sherbrooke from 13,485 to 20,014, or 49.47 per cent.

The following Table which may be interesting for the purpose of reference, is compiled from Weber's Almanack for 1853, published at Leipsic, and gives the population of the largest Cities in Europe and North America. As the Germans are proverbially accurate in their Statistical statements, it is believed that it may be relied upon as correct.

1. London.....	2,363,141	34. Pesth .....	125,000
2. Paris .....	1,053,262	35. Prague .....	124,181
3. Constantinople ...	786,990	36. Barcelona .....	120,000
4. New-York .....	522,766	37. Genoa .....	120,000
5. St. Petersburg .....	478,437	38. Cincinnati .....	116,710
6. Vienna .....	477,846	39. New Orleans.....	116,348
7. Berlin .....	441,931	40. Bristol .....	115,000
8. Naples .....	416,475	41. Ghent.....	112,410
9. Philadelphia.....	409,354	42. Munich.. ..	106,770
10. Liverpool .....	384,263	43. Breslau.....	104,000
11. Glasgow .....	367,800	44. Florence .....	102,154
12. Moscow .....	350,000	45. Rouen.....	100,265
13. Manchester .....	296,000	46. Belfast .....	98,660
14. Madrid .....	260,000	47. Cologne .....	92,244
15. Dublin .....	254,850	48. Dresden .....	91,277
16. Lyons .....	249,325	49. Stockholm .....	90,823
17. Lisbon .....	241,500	50. Rotterdam .....	90,000
18. Amsterdam .....	222,800	51. Antwerp .....	88,800
19. Havana.....	200,000	52. Cork .....	86,485
20. Marseilles .....	195,257	53. Liège .....	77,587
21. Baltimore .....	189,054	54. Bologna .....	75,100
22. Palermo .....	180,000	55. Leghorn .....	74,530
23. Rome .....	172,382	56. Trieste .....	70,846
24. Warsaw.....	162,597	57. Königsberg .....	70,198
25. Leeds .....	152,000	58. Sheffield .....	68,260
26. Milan .....	151,438	59. The Hague .....	66,000
27. Hamburg .....	148,754	60. Leipsic .....	65,370
28. Boston .....	136,788	61. Oporto .....	62,000
29. Brussels .....	136,208	62. Malaga .....	60,000
30. Turin.....	135,000	63. Dantzic.....	58,012
31. Copenhagen .....	133,140	64. Frankfort.....	57,550
32. Bordeaux .....	130,927	65. Magdeburg.....	56,692
33. Venice .....	126,768	66. Bremen .....	53,166

*The following is the rate of increase in the population of Upper Canada from the year 1811.*

In 1811 the population was 77,000 according to Bouchette.

1824	ditto	151,097	rate of increase.	7.40	p. ct. p. a.
1825	ditto	158,027	ditto	4.59	ditto
1826	ditto	163,703	ditto	3.60	ditto
1827	ditto	176,059	ditto	7.54	ditto
1828	ditto	185,526	ditto	5.37	ditto
1832	ditto	261,060	ditto	10.18	ditto
1834	ditto	320,693	ditto	11.42	ditto
1835	ditto	336,469	ditto	4.91	ditto
1838	ditto	385,824	ditto	4.88	ditto
1839	ditto	407,515	ditto	5.62	ditto

In 1840 the population was 427,441 rate of increase. 4.88 p. ct. p. a.

1841	ditto	465,357	ditto	8.87	ditto
1842	ditto	486,055	ditto	4.45	ditto
1848	ditto	723,332	ditto	7.7	ditto
1851	ditto	952,004	ditto	10.54	ditto

The Electoral Divisions of Upper Canada, with their population, is given by the Census of 1848 as in the subjoined Table.

DISTRICTS.	COUNTIES.	POPULATION. COUNTIES.	TOTAL DISTRICTS.	COUNTY TOWNS UNREPRESENTED.	
Bathurst .....	Lanark } Renfrew }	.....	29448	Perth.	
Brock .....	Oxford .....	.....	29219	Woodstock .....	
Colborne .....	Peterboro .....	.....	21879	Peterboro .....	
Dalhousie .....	Carleton .....	19245	25520	1906	
	Bytown, Town .....	6275			
Eastern .....	Stormont .....	11471	38653		
	Dundas .....	10723			
	Glengary .....	15005			
	Cornwall, Town .....	1454			
Gore .....	Wentworth .....	19546	59015	{ Brantford .....	
	Halton .....	29580			2250
	Hamilton, City .....	9889			
Home .....	York, N. Riding .....	17050	106352	{ Dundas .....	
	Do S. do .....	21033			1912
	Do E. do .....	24530			
	Do W. do .....	20236			
	Toronto, City .....	28503			
Huron .....	Huron .....	.....	20450	Goderich .....	
Johnstown .....	Grenville .....	17160	43444	Prescott .....	
	Leeds .....	23835			
	Brockville, Town .....	2449			
London .....	Middlesex .....	41963	46547		
	London, Town .....	4584			
Midland .....	Frontenac .....	17311	45249		
	Lennox .....	6484			
	Addington .....	13135			
	Kingston, City .....	8369			
Newcastle .....	Durham .....	23346	47433	{ Port Hope .....	
	Northumberland .....	24087			2021
Ottawa .....	Prescott .....	8663	10364	{ Cobourg .....	
	Russell .....	1701			3513
Niagara .....	Lincoln .....	17774	51125		
	Welland .....	17532			
	Haldimand .....	12719			
	Niagara, Town .....	3100			
Prince Edward .....	Prince Edward .....	.....	18061	Pictou .....	
Simcoe .....	Simcoe .....	.....	23060		
Talbot .....	Norfolk .....	.....	15716		
Victoria .....	Hastings .....	.....	23133	Belleville .....	
Wellington .....	Waterloo .....	.....	41439		
Western .....	Essex .....	12630	27440		
	Kent .....	14816			
			723087		

POPULATION of the Counties, Cities and Towns of Upper Canada, as returned in the Census of 1851.

UPPER CANADA.			UPPER CANADA.		
Counties, Towns and Villages.	Popu- a.io.	Total.	Counties, Towns and Villages.	Popu- lation.	Total.
Addington, (County)	14465	15165	Middlesex, (County)	32364	39899
Bath, (Village) . . . . . about	700		London, (Town)	7085	
Brant, (County)	19659		Northumberland, (County)	27358	
Brantford, (Town)	3877	25426	Cobourg, (Town)	3871	31229
Paris, (Village)	1890		Norfolk, (County)	19829	
Bruce, (County)	23208		Simcoe, (Town)	1452	
Carleton	7780	31897	Ontario, (County)	29434	21281
Bytown, (Town)	434		Oshawa, (Village)	1142	
Richmond, (Village)	81897		Oxford, (County)	29336	
Dundas, (County)	18811	30732	Woodstock, (Town)	2112	80576
Durham, (County)	28256		Ingersol, (Village)	1190	
Port Hope	2476		Peel, (County)	32638	
Elgin, (County)	24144	25418	Perth, (County)	24816	15545
St. Thomas	1274		Peterboro, (County)	18046	
Essex, (County)	14937		Peterboro, (Town)	2191	
Amherstburg, (Town)	1880	16817	Prescott, (County)	15237	10487
Frontenac, (County)	19150		Prince Edward, (County)	17318	
Kingston, (City)	11685		Picton, (Town)	1569	
Grey, (County)	30735	17596	Renfrew, (County)	18887	9416
Glengary, (County)	13217		Russell, (County)	2870	
Grenville, (County)	18551		Simcoe, (County)	26158	
Prescott, (Town)	2156	20707	Barrie, (Town)	1007	27165
Haldimand, (County)	18788		Stormont, (County)	12997	
Halton, (County)	18322		Cornwall, (Town)	1646	
Hastings	27408	31977	Victoria, (County)	14643	11657
Belleville (Town)	4569		Waterloo, (County)	28109	
Huron, (County)	17869		Preston, (Village)	1180	
Goderich, (Town)	1829	19198	Galt, (Village)	2248	26537
Kent, (County)	15399		Wellington, (County)	24936	
Chatham, (Town)	2070		Guelph, (Town)	1860	
Lambton, (County)	17469	10815	Welland, (County)	17857	26796
Lanark, (County)	25401		Chippawa, (Village)	1193	
Perth, (Town)	1916		Thorold, (Village)	1091	
Leeds, (County)	27034	27317	Wentworth, (County)	20141	42619
Brookville, (Town)	3246		Hamilton, (City)	14112	
Lennox (County)	30280		Dundas, (Town)	3517	
Lincoln, (County)	7955	30280	York, (County)	42619	79719
Niagara, (Town)	16160		Toronto, (City)	80775	
Niagara, (Town)	3340				
St. Catharines	4368	23868		95204	

COMPARATIVE TABLE of Population of Lower Canada, 1831, 1844 and 1851.

		1831.	1844	1851.
Gaspé .....	{ Gaspé .....	5003	7146	10904
		Bonaventure .....	8309	8246
		13312	15392	21748
Quebec .....	{ Saguenay .....		12475	20783
	Montmorency .....		8434	9598
	Quebec .....		45676	61526
	Portneuf .....		15922	19366
	Rimouski .....		17630	26882
	Kamouraska .....		17465	20396
	L'Islet .....		17013	19641
	Bellechasse .....		14549	17982
	Lotbinière .....		13697	16657
	Dorchester .....		34517	43105
Megantic .....		6449	13835	
		151985	205127	269771
Three Rivers ..	{ Champlain .....		10404	13896
	St. Maurice .....		20833	27562
	Drummond .....		9374	16562
	Yamaska .....		11956	14748
	Nicolet .....		16310	19657
		49466	68877	92425
St. Francis ....	{ Sherbrooke .....	7104	13485	20014
	Stanstead .....	10306	11964	13898
		17410	25449	33912
Montreal .....	{ Berthier .....		26859	34608
	Leinster .....		25533	29690
	Terrebonne .....		20646	26791
	Two Mountains .....		26835	30470
	Ottawa .....		12434	22903
	Montreal .....		64306	77381
	Vaudreuil .....		17063	21429
	Beauharnois .....		28746	40213
	Huntingdon .....		36204	40645
	Chambly .....		17155	20576
	Vercheres .....		13167	14393
	Richelieu .....		20888	25686
	St. Hyacinthe .....		21937	30623
	Rouville .....		22898	27031
	Shefford .....		10105	16482
Missisquoi .....		10865	13484	
		279749	375637	472405
Totals .....		511920	690782	890261

## POPULATION OF LOWER CANADA as by Census for 1851.

LOWER CANADA.			LOWER CANADA.			
Counties, Towns and Villages.	Popu- lation.	Total.	Counties, Towns and Villages.	Popu- lation.	Total.	
Beauharnois (County) .....	38660	40213	Nicolet (County).....		19657	
Huntingdon (Village) .....	879		Nicolet (Village) .....			
Beauharnois .....	874		Ottawa (County) .....	21784		
Bellechasse (County).....	17732	17982	Aylmer (Village) .....	1169	22908	
Berthier en bas, (Village) .....	about 250		Hull .....			19366
Berthier (County) .....	33008		Portneuf (County) .....			
Berthier en haut, (Village).....	1600		Quebec (County) .....	19474		42052
		Quebec (City) .....				
		34608			61526	
Bonaventure (County).....		10844	Richelieu (County) .....	21720	25686	
Chambly (County).....	14981	20576	St. Ours (Village) .....	542		
Chambly .....	884		Sorel .....	3424		27081
Longueuil .....	1496		Rouville (County) .....			
St. Johns .....	3215		Rimouski (County).....	25887	26882	
			Fraserville (Village) .....	995		
Champlain (County) .....	13146	13896	Saguenny (County) .....		20783	
Batiscan (Village) .....	about 750		St. Maurice (County).....	22626		
Dorchester (County) .....			Three Rivers (Town).....	4936	27562	
Drummond .....			St. Hyacinthe (County).....	27310		
Gaspé (County) .....			St. Hyacinthe (Town).....	3313	30623	
Huntingdon (County).....	38888		Sherbrooke (County).....	17016		
Laprairie (Village) .....	1757		Sherbrooke (Town).....	2998	20014	
			Shefford (County).....			
Kamouraska (County).....			20396	Stanstead (County) .....		13898
Leinster .....	23606		29690	Terrebonne (County) .....	25662	
L'Assomption .....	1084	Ste. Thérèse (Village).....		1129	26791	
		Two Mountains (County) .....		29686		
L'Islet (County) .....	18420	19641	St. Eustache (Village).....	794	80470	
Montmagny (Village) .....	1221		Vaudreuil (County).....	20986		
		16657	Vaudreuil (Village).....	443	21429	
Lotbinière (County).....		13835	Verchères (County) .....			
Megantic (County) .....		13015	Yamaska (County) .....		14748	
Missisquoi (County).....						
Phillipsburg (Village).....	469	13484			890261	
		9598				
Montmorency (County) .....		77381				
Montreal (County) .....	17596					
Montreal (City) .....	57715					
Lachine (Village).....	1075					
Côte St. Louis (Village) .....	995					

COMPARATIVE TABLE of the Origins and Religions of Upper and Lower Canada.

ORIGINS.		Lower Canada.	Upper Canada.	Total.	RELIGIONS.		Lower Canada.	Upper Canada.	Total.
England and Wales	11230	82699	93929	Church of England	45402	223190	268592		
Scotland	14565	78811	90376	Church of Scotland	4047	61589	61589		
Ireland	51499	176267	227766	Church of Rome	746866	167695	914561		
Canada, French Origin	669528	26417	695945	Free Presbyterian Church	267	68074	66074		
Canada, not of French Origin	125580	526093	651673	Other Presbyterians	29221	80799	110020		
United States	12482	43732	56214	Wesleyan Methodists	5799	96640	102439		
Nova Scotia and Prince Edward Island	474	3785	4259	Episcopal	7	43884	43891		
New Brunswick	480	2634	3114	New Connexion	3442	7547	10989		
Newfoundland	51	79	130	Other Methodists	11935	59585	71520		
West Indies	47	345	392	Baptists	4493	45363	49846		
Germany and Holland	4	106	110	Lutherans	18	12089	12107		
France and Belgium	159	9957	10116	Congregationalists	3927	7747	11674		
Italy and Greece	359	1007	1366	Quakers	163	7460	7423		
Spain and Portugal	28	15	43	Bible Christians	16	5726	5742		
Sweden and Norway	18	57	75	Christian Church	10	4093	4103		
Russia, Poland and Prussia	12	29	41	Second Adventists	1369	663	2032		
Switzerland	8	188	196	Protestants	10475	1733	12208		
Austria and Hungary	38	209	247	Disciples	.....	2064	2064		
Guernsey	2	11	13	Jews	348	103	351		
Jersey and other British Islands	118	24	142	Menonists and Tunkers	.....	8330	8230		
Other Places	293	131	424	Universalists	3450	2684	6134		
Born at Sea	830	1351	2181	Unitarians	349	834	1183		
Birth place not known	10	168	178	Mormons	12	247	259		
Total Population	2446	889	3335	Creed not known	390	6744	7134		
	890261	292004	1842265	No Creed given	4521	35740	42261		
				All other Creeds not classed	13834	7805	21639		
				Total Population	890261	952004	1842265		



COMPARATIVE TABLE of the Religious Census of Upper Canada, as taken in the years 1842, 1848 and 1851.

Church of England.	128897	99394	78119	All Presbyterians	66679	2411	8553	19662	5420	5095	5726	4767	2289	62138	34399
Church of Scotland.	171751	67900	123707	21826	90363	36893	14977	19662	7420	6126	5726	2289	2684	20965	20965
Church of Rome.	223190	57542	167695	66507	80799	43884	59585	28965	12089	7747	3093	8230	6744	35740	20909
Free Church Presbyterians.				64729	20372										
Other Presbyterians.				90363	80799										
Wesleyan Methodists.				98640											
Episcopal Methodists.				2411											
New Connexion Methodists.				7547											
Other Methodists.				8553											
Baptists.				19662											
Lutherans.				5420											
Congregationalists.				5095											
Bible Christians.				5726											
Christians.				3093											
Menonists and Tunkers.				4767											
Universalists.				2289											
Not known.				6744											
No Creed given.				62138											
Other Creeds.				20909											

Comparative Table of the Census, by Origins, of Upper Canada, as taken in the years 1842, 1848 and 1851.

England and Wales.	43009	42033	82728	261822	14767	34739	3785	2634	345	7730	1007	209	6957	16612	1912	2095	3065	168	889
Scotland.	64560	57604	140673	383084	20490	32579	26417	2634	345	7730	1007	209	6957	16612	1912	2095	3065	168	889
Ireland.	62699	78811	176267	526093	26417	43732	3785	2634	345	7730	1007	209	6957	16612	1912	2095	3065	168	889
Canada, not of French Origin.																			
Canada, French.																			
United States.																			
Nova Scotia.																			
New Brunswick.																			
Newfoundland.																			
West Indies.																			
East Indies.																			
Germany and Holland.																			
France.																			
Switzerland.																			
All other places.																			
Coloured Persons.																			
Indians.																			
At Sea.																			
Not known.																			

Included in other columns.

Comparative Table of the Religious Census of Lower Canada, as taken in the years 1844 and 1851.

Church of Rome.	572643	43527	26702	13790	719	1315	1844. 5279	8906	4063	101	151	2	154	6138
Church of England.	746866	45402	4047	5799	7	11935	1851. 29488	10475	3927	18	163	11	248	23951
Church of Scotland.	Increase in 7 years, 30-42 p. ct.	Increase in 7 years, 4-31 p. ct.	Decrease in 7 years, 85 p. ct.	Decrease in 7 years, 58 p. ct.	.....	Increase in 7 years, 816 p. ct.	Increase in 7 years, 465-55 p. ct.	.....	.....	.....	.....	.....	.....	.....
Wesleyan Methodists.	.....	.....	.....	.....	.....	.....	.....	.....	.....	.....	.....	.....	.....	.....
Episcopal Methodists.	.....	.....	.....	.....	.....	.....	.....	.....	.....	.....	.....	.....	.....	.....
New Connexion Methodists.	.....	.....	.....	.....	.....	.....	.....	.....	.....	.....	.....	.....	.....	.....
Other Methodists.	.....	.....	.....	.....	.....	.....	.....	.....	.....	.....	.....	.....	.....	.....
Presbyterians.	.....	.....	.....	.....	.....	.....	.....	.....	.....	.....	.....	.....	.....	.....
Protestants.	.....	.....	.....	.....	.....	.....	.....	.....	.....	.....	.....	.....	.....	.....
Congregationalists.	.....	.....	.....	.....	.....	.....	.....	.....	.....	.....	.....	.....	.....	.....
Baptists.	.....	.....	.....	.....	.....	.....	.....	.....	.....	.....	.....	.....	.....	.....
Lutherans.	.....	.....	.....	.....	.....	.....	.....	.....	.....	.....	.....	.....	.....	.....
Quakers.	.....	.....	.....	.....	.....	.....	.....	.....	.....	.....	.....	.....	.....	.....
Menonists and Tunkers.	.....	.....	.....	.....	.....	.....	.....	.....	.....	.....	.....	.....	.....	.....
Jews.	.....	.....	.....	.....	.....	.....	.....	.....	.....	.....	.....	.....	.....	.....
Other Creeds.	.....	.....	.....	.....	.....	.....	.....	.....	.....	.....	.....	.....	.....	.....

Comparative Table of the Census, by Origins, of Lower Canada, as taken in the years 1844 and 1851.

England and Wales.	11895	13393	43982	524307	86660	11946	1844. 1851.	474	.....	.....	.....	.....	.....	.....	.....	.....	.....	.....	.....
Scotland.	11230	14565	51499	669528	125580	12482	480	51	.....	.....	.....	.....	.....	.....	.....	.....	.....	.....	.....
Ireland.	Decrease 5-59 p. ct.	Increase 8-81 p. ct.	Increase 17-12 p. ct.	Increase 27-59 p. ct.	Increase 46-63 p. ct.	Increase 4-50 p. ct.	.....	.....	.....	.....	.....	.....	.....	.....	.....	.....	.....	.....	.....
Canada, French Origin.	.....	.....	.....	.....	.....	.....	.....	.....	.....	.....	.....	.....	.....	.....	.....	.....	.....	.....	.....
Canada, British Origin.	.....	.....	.....	.....	.....	.....	.....	.....	.....	.....	.....	.....	.....	.....	.....	.....	.....	.....	.....
United States.	.....	.....	.....	.....	.....	.....	.....	.....	.....	.....	.....	.....	.....	.....	.....	.....	.....	.....	.....
Nova Scotia.	.....	.....	.....	.....	.....	.....	.....	.....	.....	.....	.....	.....	.....	.....	.....	.....	.....	.....	.....
New Brunswick.	.....	.....	.....	.....	.....	.....	.....	.....	.....	.....	.....	.....	.....	.....	.....	.....	.....	.....	.....
Newfoundland.	.....	.....	.....	.....	.....	.....	.....	.....	.....	.....	.....	.....	.....	.....	.....	.....	.....	.....	.....
West Indies.	.....	.....	.....	.....	.....	.....	.....	.....	.....	.....	.....	.....	.....	.....	.....	.....	.....	.....	.....
Germany and Holland.	.....	.....	.....	.....	.....	.....	.....	.....	.....	.....	.....	.....	.....	.....	.....	.....	.....	.....	.....
France.	.....	.....	.....	.....	.....	.....	.....	.....	.....	.....	.....	.....	.....	.....	.....	.....	.....	.....	.....
All other places.	.....	.....	.....	.....	.....	.....	.....	.....	.....	.....	.....	.....	.....	.....	.....	.....	.....	.....	.....
At Sea.	.....	.....	.....	.....	.....	.....	.....	.....	.....	.....	.....	.....	.....	.....	.....	.....	.....	.....	.....
Not known.	.....	.....	.....	.....	.....	.....	.....	.....	.....	.....	.....	.....	.....	.....	.....	.....	.....	.....	.....

The very incomplete state of the Personal Census induces a reluctance to offer more at the present time, than the few general observations and tables above; from the Agricultural Returns more satisfactory deductions may be drawn, and the complete state of that portion of the Census enables me to present a series of tables, which may not be wholly devoid of interest or value.

Whilst displaying our own progress, I have thought it advisable to contrast it with that of our enterprising neighbors, and it will be seen that I have chosen the State of Ohio, as presenting, in every respect, the fairest comparison with Canada,—and perhaps the most favorable one, for them, amongst her sister States. She is in fact the best State in the Union in proportion to her population; and to shew this point clearly I have given the averages of the whole Union, that it may be seen at a glance how very large a portion of the whole produce of the States is grown in that one State. Another reason was, because the population and total *occupied* lands are very nearly the same in Ohio as in Canada,—even if it be thought that Canada suffers by the comparison, it will not prevent our deriving benefit from the experience that Ohio's prosperity affords us, but though in some points she far surpasses this Colony, yet taking *all* the facts into consideration, Canada may hold up her head proudly. Her ratio of increase and progress, for the last ten years, has been much greater than that of the neighboring State, and for the coming ten years the ratio of her increase will be accelerated far beyond her neighbors.

The occupied lands *uncultivated* are as ten and a-half millions to Ohio's eight millions. Canada's lands *unoccupied* are one hundred and thirty-seven millions to her seven and a-half millions; in the Upper Province alone there are nearly eleven millions of acres unoccupied.

Considering that her ratio of increase of population during the last ten years was only  $33\frac{1}{2}$  per cent., and that of Upper Canada  $104\frac{1}{2}$  per cent., may we not reasonably expect to leave her far in the shade at the next decennial Census. Even now, in wealth and prosperity, we are at least on equal footing as regards the acreable produce of our cultivated lands, but not equal to her individual wealth, and for a very good reason—Ohio has one-fourth more cleared land per individual than Canada has, having five acres to Canada's four, and the population nearly equal.

---

COMPARATIVE TABLE of the Agricultural Produce, &c., of Canada and the United States.

	Population.	Area in square miles.	Total No. of acres.	Total occupied acres cultivated.	Total occupied acres uncultiv'd.	Total Lands occupied.		No. of acres cultivated per Inhabitant.		No. of acres uncultivated per Inhabitant.		Total No. of acres occupied per Inhabitant.	
						A.	P.	A.	P.	A.	P.	A.	P.
Upper Canada.....	952,004	32,492	20,704,825	3,695,763	6,130,654	9,826,417	3, 3,	8, 20	6, 6,	1, 30	10, 1,	1, 10	
Lower Canada.....	890,261	209,990	134,393,600	3,605,076	4,508,303	8,113,379	4, 0,	0, 8	5, 0,	9, 9	9, 0,	17, 17	
All Canada.....	1,842,265	242,482	155,188,425	7,300,839	10,638,957	17,939,796	4, 0,	0, 0	5, 3,	4, 9	9, 3,	4, 4	
Ohio.....	1,980,427	39,964	Not given.	9,851,439	8,146,000	17,997,493	5, 0,	0, 0	4, 0,	18, 18	9, 0,	18, 18	
All the United States and Territories.....	23,263,488	*1,486,917	"	118,457,622	684,621,348	303,078,970	5, 0,	15, 15	7, 3,	30, 30	13, 0,	5, 5	

	No. of acres of Wheat.	No. of bushels of Wheat.	No. of bushels per acre.	No. of bushels per Individual.	No. of acres of Indian Corn.	No. of bushels of Indian Corn.	No. of bushels of do do per acre.		No. of bushels of do do per Individual.
							do	do	
Upper Canada.....	780,385	12,675,603	16 1/2	13 1/2	70,040	1,686,441	24 1/2	1 1/2	1 1/2
Lower Canada.....	355,926	3,480,343	9 3/4	8 3/4	18,891	343,103	18 1/4	3 1/2	3 1/2
All Canada.....	1,136,311	16,155,946	14 1/2	11 1/2	89,875	2,029,544	22	1 1/2	1 1/2
Ohio †.....	1,231,437	14,487,351	12	7 1/2	Not given.	59,078,695	Not given.	29 1/2	29 1/2
All the United States.....	Not given.	100,503,899	Not given.	4 1/2	"	592,326,612	"	25 1/2	25 1/2

	Assessed value of occupied Lands.	Value of unassessed property on occupied Farms.	Total value of real & personal property of do on occ. Farms.	No. of Occupiers of Land.		No. of acres held by each Occupant.	Value of occupied Land per acre.	Average value of each Occupier holding.	No. of persons per square mile.
				£	s.				
Upper Canada.....	36,670,890	99,890	99,890	98,	1,	24	3 14	0	29, 3
Lower Canada.....	29,208,158	95,823	95,823	84,	2,	27	3 12	0	4, 4
All Canada.....	65,879,048	195,683	195,683	92,	0,	0	3 32	0	7, 59
Ohio.....	89,689,651	Not given.	Not given.	Not given.			4 19	8	49, 55
All the United States.....	† 817,683,273	"	"	"	"	"	2 14	0	15, 75

\* The square miles and acres are exclusive of the Territories. The grain and produce include the growth of the Territories. † Acres not given—supposed to be 3 1/2 of cultivated land. ‡ In the above estimates the assessed value of the Cities and Towns in Ohio are included. In Upper and Lower Canada the Cities are excluded. † NOTE.—The unassessed property of the Canadas and the States, would have been given, but the returns have not yet been received, and the information possessed is not to be relied on.

COMPARATIVE TABLE of the Agricultural Produce, &c., of Canada and the United States.—(Continued).

	No. of acres of Rye.	No. of bushels of Rye.	No. of bushels per acre.	No. of acres of Peas.	No. of bushels of Peas.	No. of bushels of Peas per acre.
Upper Canada .....	38,965	479,615	12 <sup>3</sup> / <sub>7</sub>	192,095	2,872,413	14 <sup>1</sup> / <sub>6</sub>
Lower Canada .....	39,007	390,220	10	137,660	1,351,074	9 <sup>2</sup> / <sub>6</sub>
All Canada .....	77,972	869,835	11 <sup>3</sup> / <sub>7</sub>	329,755	4,223,487	13
Ohio .....	Not given.	425,718	Not given.	" "	55,168	Not given.
All the United States .....	" "	14,188,639	" "	" "	8,451,644	" "

	No. of acres of Oats.	No. of bushels of Oats.	No. of bushels per acre of Oats.	No. of Cows.	No. of Cows per family of six individuals.	No. of lbs. of Butter.	No. of lbs. of Butter per Cow.	No. of lbs. of Cheese.
Upper Canada .....	421,338	11,186,161	26 <sup>3</sup> / <sub>4</sub>	296,924	Nearly two, about 4 to 13.	15,976,315	53 <sup>3</sup> / <sub>4</sub>	2,226,776
Lower Canada .....	492,018	10,248,679	20 <sup>3</sup> / <sub>4</sub>	294,514	Nearly two, about 4 to 13.	9,637,152	33	511,014
All Canada .....	913,356	21,434,840	24	591,438	Nearly two, about 4 to 13.	25,613,467	43 <sup>3</sup> / <sub>4</sub>	2,737,790
Ohio .....	Not given.	13,472,742	Not given.	544,499	About 4 to 15.	34,449,379	63 <sup>3</sup> / <sub>4</sub>	20,819,542
All the United States .....	" "	146,567,979	" "	6,392,044	About 4 to 15 persons.	313,266,962	49	105,533,219

	No. of lbs. of Cheese per Cow.	No. of Horses of all ages.	No. of Sheep.	No. of Sheep per 100 acres occupied.	No. of lbs. of Wool.	No. of lbs. of Wool per Fleecce.	No. of Working Oxen.	No. of young Cattle.
Upper Canada .....	7 <sup>1</sup> / <sub>2</sub>	203,300	963,022	Very nearly 10	2,699,764	2 <sup>1</sup> / <sub>2</sub> lbs.	193,982	254,988
Lower Canada .....	1 <sup>1</sup> / <sub>2</sub>	182,077	629,827	Nearly 8	1,430,976	2 <sup>1</sup> / <sub>2</sub>	111,819	180,317
All Canada .....	4 <sup>1</sup> / <sub>2</sub>	385,377	1,597,849	" 9	4,130,740	2 <sup>1</sup> / <sub>2</sub>	305,801	435,305
Ohio .....	36 <sup>1</sup> / <sub>2</sub>	463,397	3,942,929	" 22	10,196,371	2 <sup>1</sup> / <sub>2</sub>	65,381	749,067
All the United States .....	16 <sup>1</sup> / <sub>2</sub>	4,335,358	21,721,814	7 <sup>1</sup> / <sub>2</sub>	52,789,174	2 <sup>1</sup> / <sub>2</sub>	1,699,241	10,268,856

COMPARATIVE TABLE of the Agricultural Produce, &c., of Canada and the United States.—(Continued.)

	No. of tons of Hay.	No. of bushels of Clover and Grass Seeds.	No. of bushels of Buck Wheat.	No. of lbs. of Hemp & Flax.	No. of yards of Flannel.	No. of yards of Linnen.	No. of lbs. of Hops.	No. of lbs. of Maple Sugar.	No. of gallons of Cider.
Upper Canada .....	681,792	42,460	639,264	50,650	1,828,633	14,955	113,064	3,581,505	701,612
Lower Canada .....	965,653	18,921	530,417	1,867,016	1,836,964	889,523	111,158	6,190,694	53,327
All Canada .....	1,647,435	61,381	1,169,681	1,917,666	3,665,597	904,478	224,222	9,772,199	754,939
Ohio .....	1,443,142	140,507	638,064	746,932	Not given.	Not given.	63,731	4,588,209	Not given.
All the United States .....	13,838,579	885,790	8,956,916	77,901,961	"	"	3,496,029	34,249,886	"

	Acres of Barley.	Bushels of Barley.	Bushels per acre.	Lbs. of Tobacco.	Barrels of Beef.	Barrels of Pork.	Barrels of Fish.	No. of Swine.
Upper Canada .....	29,877	625,355	20 <sup>3</sup> / <sub>8</sub>	764,476	118,912	310,058	10,251	569,257
Lower Canada .....	35,773	764,144	21 <sup>3</sup> / <sub>8</sub>	488,652	68,747	223,870	48,363	296,319
All Canada .....	65,650	1,389,499	21 <sup>3</sup> / <sub>8</sub>	1,253,128	182,659	533,928	58,614	825,476
Ohio .....	Not given.	394,358	Not given.	10,455,449	} Given under "value of		}	
All the United States .....	"	5,167,016	"	199,752,646	} slaughtered animals."		}	

	Total value of Horses of all ages at £12 10s. per Horse.	Total value of Milch Cows at £3 15s.	Total value of Oxen at £6.	Total value of young Cattle at £1 10s.	Total value of Sheep at 7s. 6d.	Total value of Swine at 20s.	Total value of Live Stock.
Upper Canada .....	£ 2,541,250	£ 1,113,465	£ 1,163,892	£ 382,482	£ 363,008	£ 569,257	£ 6,139,354
Lower Canada .....	2,275,962	1,104,427	670,914	270,475	236,185	256,219	4,814,183
All Canada .....	4,817,212	2,217,892	1,834,806	652,957	599,193	825,476	10,947,537
Ohio .....	5,792,462	2,041,871	392,286	1,123,600	1,478,598	1,964,770	12,793,887
All the United States .....	56,191,975	23,970,165	10,195,446	15,403,284	8,145,642	30,316,668	144,223,120

COMPARATIVE TABLE of the Agricultural Produce, &c., of Canada and the United States.—(Continued.)

	Total value of Wheat at 4s. per bushel.	Total value of Rye at 2s. 6d. per bushel.	Total value of Barley at 3s. per bushel.	Total value of Oats at 1s. per bushel.	Total value of Indian Corn at 2s. 6d. p. bushel.	Total value of Buck Wheat at 2s. p. bushel.	Total value of Peas at 3s. per bushel.	Total value of all-Grain.
Upper Canada .....	£ 2,535,121	£ 59,952	£ 93,803	£ 559,308	£ 210,805	£ 63,926	£ 430,862	£ 3,953,777
Lower Canada .....	696,069	48,777	114,621	512,434	42,888	53,041	202,661	1,670,491
All Canada .....	3,231,190	108,729	208,424	1,071,742	253,693	116,968	633,523	5,624,268
Ohio .....	2,897,470	53,215	53,153	673,637	7,384,837	63,806	8,275	11,134,393
All the United States .....	20,100,780	1,773,580	775,052	7,323,394	74,040,827	895,691	1,267,746	106,182,070

	Total value of Hay at 40s. per Ton.	Total value of Grass-Seed at 10s. per Bushel.	Total value of Hemp & Flax at 3d. per lb.	Total value of Hops at 1s. per lb.	Total value of Wool at 2s. per lb.	Total value of Tobacco at 6d. per lb.	Total value of Maple Sugar at 4d. per lb.	Total value of these seven articles.
Upper Canada .....	£ 1,363,564	£ 21,230	£ 633	£ 5,653	£ 269,976	£ 19,112	£ 59,692	£ 1,736,860
Lower Canada .....	1,931,306	9,460	23,338	5,557	143,097	12,216	103,178	2,228,152
All Canada .....	3,294,870	30,690	23,971	11,210	413,073	31,328	162,870	3,965,012
Ohio .....	2,886,284	281,014	9,337	3,186	1,019,637	261,361	76,470	4,537,289
All the United States .....	27,677,158	1,771,580	973,774	174,801	5,278,917	4,993,816	570,831	41,440,877

	Total value of Butter at 7½d. per lb.	Total value of Cheese at 5d. per lb.	Total value of Cider at 4d. per gal.	Total value of Flannel at 2s. per yard.	Total value of Linen at 1s. 3d. per yard.	Total value of Beef at 30s. per brl.	Total value of Pork at 50s. per brl.	Total value of these seven articles.
Upper Canada .....	£ 493,260	£ 46,391	£ 11,693	£ 182,863	£ 935	£ 170,368	£ 775,145	£ 1,687,165
Lower Canada .....	301,161	10,646	889	183,696	55,595	109,120	559,675	1,214,782
All Canada .....	800,421	57,037	12,582	366,559	56,530	273,988	1,334,820	2,901,987
Ohio .....	1,076,543	433,740	12,052	Say for Flannel	194,000	Slaughtered animals	1,859,811	3,810,195
All the United States .....	9,789,592	2,198,650	55,310	Say for do	1,475,000	Do	27,371,439	46,285,341

Note.—The value of home made Manufactures in Ohio is given at £428,049, and that in the whole United States at £6,870,350.

COMPARATIVE TABLE of the Agricultural Produce, &c., of Canada and the United States.—(Continued.)

	No. of Bushels of Potatoes.	Total value of Potatoes, at 1s. 3d.
Upper Canada.	4,987,475	£ 311,717
Lower Canada.	5,092,698	318,294
All Canada.	10,080,173	630,011
Ohio.	5,245,760	327,660
All the United States.	104,055,989	6,503,500

PARTICULARS of Manufactured Agricultural Produce.

	Total value of Maple Sugar.	Total value of Butter.	Total value of Cheese.	Total value of Cider.	Total value of Flannel.	Total value of Linen.	Total value of Manufactured Articles.
Upper Canada.	£ 59,692	499,260	46,391	£ 11,693	£ 182,853	£ 935	£ 800,834
Lower Canada.	103,178	301,161	10,646	889	183,696	55,595	655,165
All Canada.	162,870	800,421	57,037	12,582	366,549	56,530	1,455,999
Ohio.	76,470	1,076,543	433,740	Wine, 12,052	} Supposed value of Flannel and Linen, say	134,000	1,794,805
All the United States.	570,831	9,789,592	2,198,650	55,310		Do do say	1,475,000

RECAPITULATION of the various Agricultural Tables.

	Total Live Stock.	Total Grain.	Total other Produce.	Total Manufactured Articles.	Total Beef and Pork.	Grand Total of articles above enumerated.
Upper Canada.	£ 6,133,354	3,953,777	£ 1,991,865	£ 800,834	£ 946,013	£ 13,825,363
Lower Canada.	4,814,183	1,670,491	2,443,268	655,165	662,795	10,245,902
All Canada.	10,947,537	5,624,268	4,435,133	1,455,999	1,608,808	24,071,765
Ohio.	12,793,587	11,134,893	4,788,479	1,794,805	1,859,811	32,371,075
All the United States.	144,223,120	106,182,070	47,373,546	14,089,383	27,371,439	339,239,558



The Counties giving the largest returns of Wheat, Peas and Indian Corn are:—

		Wheat, per acre, average.		Peas, per acre, average.		Indian Corn, per acre, average.	
		Bushels.	Lbs.	Bushels.	Lbs.	Bushels.	Lbs.
1	Bruce.....	20	2				
2	Brant.....	19	2	17	17	26	31
3	Halton.....	18	53	14	23	30	18
4	York.....	18	39	18	52	22	15
5	Oxford.....	18	30	18	7	16	14
6	Kent.....	18	13	17	12	26	38
7	Peel.....	18	3	14	45	29	54
8	Ontario.....	17	55	18	27	25	46
9	Haldimand.....	17	9	12	48	23	19
10	Elgin.....	17	6	17	2	26	37
11	Durham.....	16	30	17	1	22	58
12	Waterloo.....	16	18	16	20	25	42
13	Peterboro.....	16	15	16	9	25	27
14	Simcoe.....	16	9	17	2	15	7

The County of Prince Edward has the largest crop of Indian Corn, viz: 30 bushels 49 lbs. per acre owing probably to its situation, between two large bodies of water, which ward off the early and late frosts.

The produce of Wheat in the County of Peterboro is the nearest the average of all Upper Canada, which is 16 bushels 14 lbs. per acre.

The Townships giving the largest returns of Wheat are:—

	Townships.	Counties.	Bush.	Lbs.	
1	Esquesing.....	Halton.....	26	35	} Per acre, average.
2	Scarborough.....	York.....	24	3	
3	Blenheim.....	Oxford.....	21	51	
4	Oxford, West.....	Oxford.....	21	35	
5	York.....	York.....	21	5	
6	Oxford, East.....	Oxford.....	21	2	
7	Onondaga.....	Brant.....	20	40	
8	Darlington.....	Durham.....	20	32	
9	Dover.....	Kent.....	20	23	
10	Louth.....	Lincoln.....	20	17	
11	Kincardine.....	Bruce.....	20	17	
12	Gore of Toronto.....	Peel.....	20	15	
13	Blandford.....	Oxford.....	20	12	
14	Pickering.....	Ontario.....	20	11	
15	Harwich.....	Kent.....	20	3	
16	Bruce.....	Bruce.....	20		
17	Brant.....	Do.....	20		
18	Greenock.....	Do.....	20		
19	Chatham.....	Kent.....	19	48	
20	Toronto.....	Peel.....	19	45	
21	Whitby.....	Ontario.....	19	40	
22	Etobicoke.....	York.....	19	40	
23	Dorchester.....	Middlesex.....	19	37	
24	Tecumseth.....	Simcoe.....	19	36	
25	Collingwood.....	Grey.....	19	25	
26	Georgina.....	Ontario.....	19	13	
27	Westminster.....	Middlesex.....	19	10	
28	Southwold.....	Elgin.....	19	10	
29	Scugog.....	Ontario.....	19		
30	Dumfries, South.....	Brant.....	18	56	
31	Markham.....	York.....	18	43	

The Counties in the Lower Province giving the largest return of Wheat, Peas and Oats, are :—

	Wheat.		Peas.		Oats.	
	B.	Lbs.	B.	Lbs.	B.	Lbs.
Megantic .....	15	29	18	40	27	19
Québec .....	14	11	22	...	22	10
Bonaventure.....	14	2	7	24	27	18
Champlain .....	13	7	17	40	24	10
Stanstead .....	12	56	12	41	29	10
Missisquoi .....	12	55	12	...	35	21
Ottawa .....	12	46	12	16	19	...
Beauharnois .....	12	41	13	11	26	7
Drummond .....	12	30	11	16	25	1
Two Mountains .....	12	10	5	2	19	32
Nicolet .....	12	10	8	33	21	30
Vaudreuil.....	11	48	14	47	22	33
Leinster .....	11	43	10	38	21	6
Sherbrooke.....	11	35	12	47	26	3
Montmorency.....	10	56	13	30	12	10
St. Maurice .....	10	46	9	58	22	20
Yamaska .....	10	38	8	10	19	9
Verchères .....	10	28	16	27	20	20
Portneuf .....	10	21	8	23	19	3
Terrebonne .....	10	14	11	45	27	...
Dorchester .....	9	45	9	22	19	...

Megantic being the best for Wheat.

Quebec being the best for Peas.

Missisquoi being the best for Oats.

Dorchester produces the largest quantity of Hay. Then Stanstead and Huntingdon.

The smallest returns of Wheat are from :—

	B.	Lbs.	
L'Islet .....	6	0	per acre, average.
Gaspé .....	7	24	do.
Saguenay.....	7	40	do.
Montreal.....	8	38	do.

In the four Eastern Townships, the Land was estimated in acres and the Grain in bushels. In all the others the arpents have been converted into acres, and the minots into bushels.

	Brls.	Bush.
Total Export of Wheat in 1851,.....		933,756
Total Export of Flour in 1851,.....	668,623	
	or	3,343,115
Total Home consumption, allowing 5 bushels for each inhabitant, in a population of 1,842,265,....		9,211,325
Total Seed at $1\frac{1}{2}$ Bushels per acre :		
Upper Canada,.....	780,385	
Lower Canada,.....	335,926	
	<hr/>	
At $1\frac{1}{2}$ Bushels per acre .....	1,116,311	
		<hr/>
Total number of Bushels of Wheat on these calculations,...		15,162,662
		<hr/>
Total returned by Census :		
Upper Province,.....		Bush.
Lower Province, about.....	12,802,272	
	3,400,000	
	<hr/>	
Total growth of Wheat in all Canada, calculating the Flour at 5 Bushels per Barrel—the consumption at 5 Bushels per head—and the Seed at $1\frac{1}{2}$ Bushels per acre, .....		16,202,272
		<hr/>
		15,162,662
		<hr/>
		1,039,610

Leaving 1,039,610 Bushels to be accounted for in some other way.

The Home consumption is probably very nearly five and a-half Bushels for each individual; the seed required in 1853 would be for the increased number of acres under Wheat in 1854.

In the United States the Home consumption is calculated at six bushels per head,—but there appears to be no ground for such a calculation, especially as so much Indian Corn is used for food—and in fact the whole growth of Wheat in 1850, as given on page fifty-seven of the Abstract of the last Census of the United States, divided into the population of the same year, gives only  $4\frac{1}{8}$  bushels for each inhabitant, whilst the Returns of the Canada Census give more than double that amount, viz:  $8\frac{1}{8}$  bushels.

It is true that the quantity of Indian Corn per individual is much larger in the United States than in Canada, but it is well worth observing, that, deducting the Exports of that year, amounting to about  $12\frac{1}{2}$  millions of bushels, (allowing five bushels to the barrel of Flour,) as appears in page fifty-seven of the Abstract of their last Census,—and allowing  $12\frac{1}{2}$  millions for seed at  $1\frac{1}{2}$  bushels per acre, their individual consumption of Wheat is little more than three bushels per head—whilst that of Canada is  $5\frac{1}{2}$ —this may be accounted for by the increased consumption of Rice as well as Indian Corn.

In the United States the growth of Wheat has increased about forty-eight per cent. during the last ten years, whilst in all Canada, during the same period, it has increased upwards of 400 per cent. !! And taking the article of Indian Corn, which is the production that compares most favourably for the United States, the increase on it for the ten years between 1840 and 1850, has been equal to 56 per cent. viz: from 377½ millions of bushels to 592½ millions,—(see page 60 of Mr. Kennedy's Report,)—whilst the increase in Canada for the last nine years has been 163 per cent. the Census having been taken in 1842 and not in 1841. During the same period also, the increase in the growth of Oats in the United States has been 17 per cent., whilst in Upper Canada it has been 133 per cent.,—in Lower Canada, 41 per cent.,—and in both united 70 per cent.

In Peas we find the increase in Upper Canada has been 140 per cent., in nine years—that of the United States, or any of them, is not given in the Abstract of the Census; but, with them, it appears to be an article of little importance, the whole crop of all the States and Territories being only a few bushels over the produce of Canada.

In comparing the different columns of the foregoing tables, some not uninteresting inferences and deductions may be drawn.

It will be perceived that though the number of cultivated acres in Ohio is one-fourth greater than those of Canada, being 9,800,000 to 7,300,000, or rather more than ten to seven, yet the bushels of Wheat are one-twelfth less, being in Ohio 14,487,000 to 16,202,272.

Ohio, in cultivated acres, possesses  $\frac{1}{2}$  of all the United States. In uncultivated acres, possesses  $\frac{1}{2}$  of the same.

She possesses one-fourth more cultivated land per inhabitant than Canada, having five acres to four.

All Canada produces one-seventh more bushels of Wheat than Ohio, and  $1\frac{1}{2}$  bushels more per individual. Upper Canada, however, produces six bushels more Wheat per individual than Ohio—the latter producing in her staple Indian Corn twenty-nine times more than Canada, which produces 77 times more Peas, and 54 per cent. more Oats than Ohio. The land of Ohio is valued at nearly double that of the average of the Union,—(see the Report of Mr. Kennedy, page 49,)—and has more than three times as many inhabitants to the square mile as the Average of the Union—she having  $49\frac{55}{100}$  and the average of the States being  $15\frac{75}{100}$ .

The produce of Wheat per acre in Upper Canada is  $16\frac{1}{6}$  and in Lower Canada  $7\frac{8}{60}$  bushels per acre. The Census Superintendent in the States has followed in the footsteps of the English Superintendent in not giving an account of the number of acres under any particular description of crop, and thus we can form no just opinion of acreable produce. This is much to be regretted as the more we particularize comparisons, not only of County with County, or State with State, but Townships with Townships, Fields with Fields, and Acres with Acres, the more easy shall we find it to draw useful deductions to account for success here, or failure there, and to ascertain whether it be

climate or soil, or management, or skill, or the absence of them, or defect in them, that gives one locality an advantage over another.

To give an example of this, it is only necessary to see the vast difference which exists in the amount and value of different productions in different parts of the same Country.

In the article of Wheat, we find that the whole United States produced in 1850, only 100,479,000 bushels, whilst the one state of Ohio—one out of 32 and 4 large Territories—produced more than  $\frac{1}{4}$ th of the whole Union.

Again Ohio produced  $7\frac{1}{3}$  bushels for each inhabitant, whilst the whole of the United States produced only  $4\frac{1}{3}$ —the former having one-eighth of her cultivated land under Wheat, whilst the whole Union has not one-twentieth of the cultivated land under that crop.

With perhaps equal advantages we find an enormous discrepancy in some of our own Wheat-growing Districts. In the year 1850, the Township of Esquesing, in the County of Halton, produced 26 bushels of Wheat to the acre, and that of Adolphus-town, in the County of Lennox, only 6 bushels to the acre, and this with soil and climate perhaps equally good. This is at once accounted for by the ravages of that fearful plague to the farmer—the Weevil. The worst Wheat crops in Canada West, in the year 1851, were in those Counties where the Weevil was prevalent. It committed the most serious depredations, in very many cases having rendered whole fields of most promising Wheat not worth the threshing. This fly, which deposits its larvæ in the blossom of the Wheat in order to feed upon the milk of the grain as it ripens, was, unfortunately in that year most abundant in the Counties of Frontenac, Lennox, Addington, Hastings, and Prince Edward, and is travelling gradually West at the rate of about nine miles every summer, and remains from 5 to 7 years in a locality. The only prevention yet discovered has been to sow early seed on early land, and very early in the autumn, so that the Wheat may blossom before its enemy takes wing, the period for which depends much upon the earliness of the season. So destructive was the fly in 1851, that the fine Agricultural County of Lennox produced only 6 bushels per acre, Hastings about 10, and Prince Edward, Addington and Frontenac, about 11. It had not in that year reached the County of Northumberland, but was very destructive in that County the following year, 1852.

Canada possessed, in 1851, 46,939 more Milch Cows than Ohio, and yet Ohio produces  $\frac{1}{3}$  more Butter, and nearly eight times as much Cheese as Canada.

This is a most important feature in the difference between the two Countries—amounting annually to the large sum of £276,122 for Butter, and £376,703 for Cheese, in favor of Ohio, although Canada possesses nearly 47,000 more Cows. How to account for so great a difference, the prices being taken at the same rate in both Countries, is a very difficult matter. The having a more congenial climate than Canada East, shorter winter, and the supply of green food continuing for a larger period, may account for a great deal, but certainly not for such a serious discrepancy. The natural inference is that the breed of Cows in Canada must be very inferior to those of Ohio.

It may, however, fairly be observed that Ohio exceeds the average of the whole United States, in the amount of Butter per Cow, 27 per cent., and in the amount of Cheese, 133 per cent.; Upper Canada exceeds the average of the whole Union by about 9 per cent. in Butter, but is very deficient in Cheese. The difference in the value of the yield of one Cow in Upper Canada and Ohio, calculating the price of Butter at  $7\frac{1}{2}$ d per lb., and the Cheese at 5d., in both places, would be 16s.  $10\frac{1}{2}$ d. in favor of Ohio, and the extra milk and whey would make 20s., supposing the returns to be correct, which there is no good reason for doubting. As a proof, however, if proof were necessary, that the climate of Ohio is much less severe than that of Canada, it may be stated that although she has  $\frac{1}{3}$  more Horses, viz: 78,020—about 63,000 more young Cattle, and  $2\frac{1}{3}$  millions more Sheep, she produces less Hay by 204,293 tons, and very much less Straw and other Fodder, even allowing that she has 29 times more Corn Stalks.

The increase in the production of the articles of Butter and Cheese in Canada, has notwithstanding been enormous, and we find that within the three years, 1849, 1850 and 1851, the amount of Butter produced has, in the Upper Province, increased 372 per cent., and that of Cheese during the same period, 233 per cent., which leads to the inference, that our Milch Cows are rapidly improving in quality. The Census Returns of the Lower Province, previous to the year 1851, are very deficient as to the amount of these articles.

The next most important feature in the difference between Ohio and Canada, is the number of their Sheep, and the consequent value of their wool. Here too the amazing difference is difficult to be accounted for, but the fact should open the eyes of the Canadian Farmers to their interest.

The number of Sheep in Canada, in round numbers, is 1,600,000, in Ohio 4,000,000, although the number of acres *occupied* is very nearly the same, and the number of acres *cultivated* only about one-third greater than in our Provinces. In the value of Wool alone the annual difference in favor of the former is..... .. £606,564

And in Sheep at 7s. 6d. each, it is..... .. 879,405

---

£1,485,969

the latter item, being capital, which, deducting the expense of keep, &c., pays at least 33 per cent. per annum, net profit, and allowing for increase in numbers every year, might fairly be calculated at fifty per cent.

It must, however, be observed that notwithstanding the striking superiority of Ohio in this particular, the rate of increase in the number of Sheep, as compared with that in the United States would appear, from page 67 of Mr. Kennedy's Report, to be greatly in favor of Canada, for in ten years the increase in the States has been only 10 per cent., and in the weight of the fleece only 32 per cent., whereas in Canada the increase in wool has, in nine years, been 64 per cent., and that of Sheep, 35 per cent., shewing an improvement in the weight of the fleece of not far off 30 per cent.

The average weight in Canada is found to be :

In Upper Canada .....	2 $\frac{14}{16}$ lbs.
In Lower Canada .....	2 $\frac{4}{16}$ "
In all Canada .....	2 $\frac{10}{16}$ "

whilst in the United States it is, as per page 67 of the Abstract, 2 $\frac{7}{16}$  or 2 $\frac{43}{100}$  lbs., shewing an excess in favor of Canada in the average of nearly 3 oz. per fleece. The proportion too in both Countries i. e., the whole United States and Canada, is about the same, being about 9 Sheep to every 10 inhabitants. Upper Canada has about ten sheep to every 100 acres occupied; Lower Canada has 8, and the United States has 7 $\frac{17}{100}$ .

With regard to Horses there are in both Canadas, according to the Census Returns 385,377, or very nearly one to every five inhabitants, and they have increased during the last nine years 48 per cent. In some Counties the increase has been very much greater than this, for we find in Oxford an increase of 350 per cent., and in some Townships in that County even 400 per cent.; this would induce a belief that there was some great error in the Returns of 1842, and there seems to be no good reason why the number of Horses should not have kept pace with the population; the wealth of the latter having, also, during that time so materially increased. If in 9 or 10 years, the population has increased cent. per cent.; it is almost unaccountable that the number of Horses should not have increased in a similar ratio.

It is stated by the Census Superintendent, that in the United States, where Railways have been extensively constructed, the number of Horses has been very much decreased, and according to the Abstract accompanying his last Report, the number in New York has decreased by 26,566; in Pennsylvania by 13,000; in New England by 77,000, or more than 25 per cent., "while in all the States (he remarks) Railroad conveyance "has almost superseded the use of horses for travelling purposes along main routes." He adds, "we would more readily attribute the apparent diminution to the omission to "enumerate the horses in cities and towns than to any superseding of horse power."

There can be no doubt that this must be the reason for any apparent decrease, for the experience of other countries shews a very different effect, as produced by Railway travelling.

In Great Britain, the number of horses employed at the Great Railway Termini, and the numerous intermediate stations, very far exceeds the number formerly employed in the Stage and Posting Departments. The facilities afforded by Railway communication, and the saving of time, combined with so much greater comfort, has led to an enormous increase of travellers, and the tens who formerly travelled between the chief Cities and Towns of a Country, either on business or for pleasure, are now multiplied to hundreds. The main routes may be comparatively deserted, but it is difficult to believe that the construction of Railways, which must be fed at every point with their freights, living as well as dead, can have any other effect than an increase in the employment of Horses.

The horses and mules of the whole Union, constitute a proportion of 1 to 5 of the inhabitants. New York has only 1 to 7; Pennsylvania 1 to  $6\frac{6}{10}$ ; and Ohio has 1 to  $4\frac{3}{10}$ . In the new States of the West, the increase in horses has kept pace with that of the population, and so also in Canada West the new Townships shew a far greater increase than the older ones.

From this kind of comparison it will be seen that there are various branches of Agriculture well deserving of the increased attention of the Canadian farmer.

Ohio far exceeds Canada in Indian Corn, Butter and Cheese, Grass Seed, Wool, Tobacco, and Beef and Pork.

Canada far exceeds Ohio in Wheat, Peas, Rye, Barley, Oats, Buckwheat, Hay, Hemp and Flax, Hops, Maple Sugar and Potatoes; and also, considering that Ohio has one-third more cultivated land, in total value of live stock. This bears a proportion of only  $12\frac{3}{4}$  to 11, whilst the cultivated land of Ohio to that of Canada is as 10 to  $7\frac{1}{2}$ .

In all the above enumerated articles, viz: live stock, grain, other farm produce, articles manufactured from Flax, Hemp and Wool, Beef and Pork, Ohio exceeds Canada by £8,199,310, being very little over  $\frac{1}{3}$  more than the produce of Canada, and if the produce of the *Forest* be calculated, of which Canada exported in 1851, value for upwards of one million and a half of pounds, the relative wealth per acre would be in favor of Canada.

The ratio of increase of population in Ohio for 10 years, from 1840 to 1850, is  $33\frac{33}{100}$  per cent.—that of Upper Canada, in the same period, has been  $104\frac{58}{100}$  per cent.—that of Lower Canada for 7 years, from 1844 to 1851, has been 20 per cent.

When it is considered that there are 31 States, 1 District and 4 Territories; and that Ohio has 8 per cent. of the whole population of the Union,— $8\frac{3}{4}$  per cent. of the Grain of the whole Union except Rice,—and about  $10\frac{1}{2}$  per cent. of all other Agricultural produce not manufactured, and 7 per cent. of Butter, Cheese, Beef, Pork and Domestic Manufactures of the whole Union, and that Canada equals Ohio in *acreable* produce, is there not good reason for expecting that Canada, with her more extended scope, and her more rapidly increasing population, will, in a very few years, make a much nearer approximation to the produce of the whole Union than Ohio does now.

As a *Summary* of the inferences which may be drawn from this comparison between Ohio and the United States and Canada, and they are both numerous and important, the following brief remarks embrace those perhaps most worthy of notice:

1st. Canada should attend to the improvement of the breed of Milch Cows; the value of Butter and Cheese produced in Ohio from 47,000 fewer Cows, and calculated at the same price in both places, being about 70 per cent. more than in Canada.

2nd. Canada should make more Cheese. Ohio produces 760 per cent. more than Canada, and 28 per cent. more Butter. Canada depends too much on Foreign Countries



for her supply of Cheese, and the demand for American Cheese in Canada causes its production in such large quantities in Ohio. At present Cheese is much the more profitable of the dairy produce. The value of Cheese in Ohio, at 5d. per lb., is £433,740, against £57,037, the value of Cheese in Canada at the same price—making a difference in favor of Ohio of £376,703.

3rd. Canada should grow more Clover Seed and Grass Seed for which her climate is quite as well adapted as Ohio. Of these two articles, the latter grows 130 per cent. more than Canada, making a difference of £80,000 against Canada, always bearing in mind that the cultivated land of Ohio is 33 per cent. more than that of Canada. The farmer should not be under the necessity of purchasing clover seed—the very purchase makes him sparing, and a field of wheat or barley should not be sown without seeding it down with 10 or 12 lbs. of red clover per acre. It is a fact equally consistent with practical experience and theoretical science that, other things being equal, the acreable produce of wheat, barley and oats will be in proportion to the amount of clover grown and ploughed under, or consumed by stock on the farm. With regard to the other suggested improvements there may be some arguments against them on the score of climate, but in this no such can apply, for the climate of Canada is quite as good for the production of clover and grass seeds as that of Ohio. Frosts do not injure the seed and it may therefore be allowed to remain in the field late in the fall. A more extended growth of these articles would ensure an increased extent and richness of pasture and would add to the quantities of butter and cheese.

4th. Canada should keep more Sheep—the value of sheep and wool being both 140 per cent. higher in Ohio than in Canada, though the quality of sheep and weight of fleece is rather better in the latter, and the cultivated land of Ohio only 33½ per cent. more than in Canada.

In value of Sheep, Ohio exceeds Canada.....	£879,405
“ Wool, .....	606,564
	£1,585,969

5th. Canada should grow more Indian Corn. Ohio produces 2800 per cent. more than Canada, although the difference in the climate in the Upper Province does not warrant anything like so great a difference. The average acreable value is not quite so great as that of Wheat—the average crop of Wheat, 16 bushels at 4s. is £3 4s. and 24 bushels of Indian Corn at 2s 6d. is £3; but it should be remembered that Wheat occupies the land two years and Indian Corn one, and requires more outlay for seed and labour than Indian Corn; and an acre of corn stalks is more valuable than an acre of straw, and the condition of the land after corn is much better than after wheat.

Taking all these matters into consideration, one acre of Indian Corn is as profitable as two acres of wheat where the climate is suitable for the growth of both.

6th. Canada should have fewer acres under wheat as well as more under Corn. There is too large a proportion of the land in Upper Canada under Wheat, nearly one-fifth of the whole cultivated land, say  $\frac{4}{19}$ .

In Ohio there is said to be only one-eighth of the cultivated land under wheat, but that is much to be doubted, as taking it at that, it gives only twelve bushels average per acre. It is very probable that there is not more than  $\frac{1}{10}$  under wheat; this would leave the average fifteen bushels per acre—the acres under different crops are not given in the United States Census. The Wheat crop of Canada is nearly  $\frac{1}{6}$ , say  $\frac{4}{5}$  of that of the whole United States and Territories. It is very doubtful whether she can maintain this proportion for many years without diminishing her acreable produce, unless the new clearances be very extensive.

7th. Canada might grow more Tobacco. Ohio produces 850 per cent. more than Canada,—and a large portion of Upper Canada is well calculated for its growth. In this article alone Ohio has £230,000 worth more than Canada.

Already the population of Canada is more than  $\frac{1}{3}$  of the Union—the area in square miles, exclusive of the Territories, is one-sixth, and of course in acres the same—in occupied acres about  $\frac{1}{7}$ —in growth of Wheat very nearly one-sixth of the whole Union—in Barley more than one-fourth; in Oats one-seventh; in Buck Wheat one-eighth; in all grain including Indian Corn about  $\frac{1}{9}$ ,—exclusive of Indian Corn, about one-sixth,—of Rice, Canada has none, neither has Ohio,—the whole Union produces 215,312,710 lbs., which at three pence per pound would be £2,691,408 in favour of the Union.

Even at present Canada compares most favorably in proportion to her population with the States, and when the Railroads now in course of formation shall have united the whole British possessions in North America, the increased facilities and aroused and invigorated energies, and improving climate and more rapidly increasing population, and interminable water communication, and extensive fisheries, will, in a few years, enable the British North American possessions to make no unfavourable comparison with the Union, flourish as she may.

The whole area of the United States and territories is 3,230,572 square miles which multiplied by 640 gives the number of acres 2,057,566,080, certainly a prodigious Territory, but the British possessions in North America far exceed this.

The exact amount according to Allison is 4,109,630 square geographical miles, and the water in British America is 1,340,000 square miles,—the whole Terrestrial Globe embraces about 37,000,000 square miles, so that British America contains nearly a ninth part of the whole terrestrial surface of the Globe—the number of acres is 2,630,163,200. Allison remarks that a very large portion is perhaps doomed to everlasting sterility, owing to the severity of the climate—such is no doubt the case, but it should be recollected that as the Country becomes cleared up, the climate improves, and that there are at present twenty or thirty millions of acres, to the successful cultivation of which the climate presents no insuperable barrier.

Two or three centuries ago, the Rhine used to be frozen, and the animals, the natives of the Northern Regions, were abundant on its banks,—how different is the case now. It will be so in British North America, with this difference, that the improving

climate will keep pace with the vastly accelerated movements, and more rapidly increasing numbers of the New World Settlers.

The means that are taken by Government to promote Immigration, and improve the Agriculture of the Country, will stimulate progression to an indefinite degree.—The formation of a Bureau of Agriculture is an important feature in the history of Canada, and the most important results may be expected from its labours. In industry and perseverance, the Canadian Farmer stands perhaps unrivalled, and it rests with those who have the power to assist him by the diffusion of that kind of knowledge, which, unaided, he has no means of acquiring. The time has happily passed when a perseverance in old habits and prejudices was thought to be a virtue—let the results of science and the experience of our own and other Countries, be placed within the reach of our industrial population, and a blessing will result to the individual and the Country, with a certainty and speed unattainable without this aid.

The importance of furnishing valuable and scientific information, in a simple and practical form, to a class of men, who are, in many cases, naturally unable to wade through the technicalities of science, has been greatly felt—to men too, who, often isolated from society, are perhaps unable to avail themselves of such literature as may issue from other sources on this subject. A similar Bureau has been for some time in existence in the States, and France and Prussia have lately followed their example.

In nothing has their importance proved to be so great as in that difficult and laborious one of compilation and condensation. By their means, the accumulated experience, not only of their own but of other Countries, their improvements, and their inventions, have been placed at the disposal of the poorest farmer; and it has been found that the issue of Pamphlets, emanating from a Government Department, possessing as it does so much greater facilities for the collection and distribution of knowledge, has been of incalculable value to the community, as enabling them to compare the experience of so wide a field with that of their own limited sphere of action. Deductions and inferences compiled from large masses of information by talented and practical men, and divested as much as possible of technicalities or theoretical suggestions and speculations have already created a vital change in the operations of the industrious and hard-working farmer.

Statistics truthfully compiled cannot fail to be interesting to almost all parties. The term "Statistics" originated with the late Sir John Sinclair, who in the 20th vol. of his Statistical account of Scotland, thus remarks: "Many people were at first surprised at my using the new words Statistics and Statistical. The idea I annex to the term, is an enquiry into the state of a Country, for the purpose of ascertaining the quantum of happiness enjoyed by its inhabitants, and the means of its future improvement. A Statistical account of a Country should contain not only the names of each County, Township, &c., but the nature of the soil and surface, the extent and description of the Lakes, Bays, Rivers, Islands, Woods, &c., the nature of the Climate, Diseases, state of Longevity, Vegetable productions, Mines and Minerals, and Manners and Customs of the People, and Imports and Exports, &c."

“No science,” (says Sir John,) “can furnish to any mind capable of receiving useful information, so much real entertainment, none can yield such important hints for the improvement of Agriculture—for the extension of Commercial industry—for regulating the conduct of individuals, or for extending the prosperity of the State—none can tend so much to promote the general happiness of the species.”

There is no limit to the useful inferences and deductions that can be drawn from these Statistics, now laid or about to be laid before the public. In addition to those here given, each man can arrive at results from the examination of the particular branch of any subject or subjects for which the formation of his mind may have a peculiar bias. Population, Families, Creeds, Ages, Occupations, Wealth, Industry, Products of all kinds, Diseases, Deafness, Blindness, Lunacy, Death and its causes; all these in their varied phases and their varied influences upon society and self, open a wide field for scientific enquiry and valuable inferences to conduce to the increased knowledge and amelioration of mankind—the subjects for thought and enquiry furnished by copious Statistics of a Country are utterly inexhaustible.

At the present time it may be advisable to confine our notice of the Census to the foregoing remarks. Its completion may open a field for further enquiry.

Respectfully submitting the above,

I have the honor to remain,

Gentlemen,

Your obedient humble servant,

WILLIAM HUTTON,

Secretary.

Since writing the above, I have been induced to make the following:—

REMARKS ON THE CENSUS OF GREAT BRITAIN, &c.

Having applied to the Registrar General of Great Britain for a copy of the last Census of that Country, the part already published was most promptly furnished and reached this Office by the last mail. A very cursory glance at this admirable work has suggested a few observations which may not be out of place. The most striking difference in the plan of taking the Census of Great Britain and that of Canada is in the number of enumerators employed. To take a population of 16,921,888, which is that of England, independent of Wales and Scotland, there were employed 27,884 enumerators. This allows about 607 individuals to each enumerator, for which he was paid 23s. sterling, subject to a deduction of five shillings if his Schedule was not returned to the Registrar before the 8th of April, eight days after the Census was taken. For 300 inhabitants the enumerator was paid eighteen shillings and an additional fee of one shilling for every sixty persons above 300 daily enumerated. [Of course the fees would be a very inadequate remuneration in Canada where labour is so much more valuable.]

The great advantages of having a number of enumerators, with so little duty, are very apparent.

Each enumerator would have a knowledge of his own locality, would be likely to make no *great* mistakes, and would readily from his own personal knowledge detect any attempt on the part of his neighbours to give in false returns,—the work could be much more promptly done and certainly much more correctly.

The columns of figures would not be so numerous and the Abstracts would on that account be much more easily and correctly taken.

In many instances, School Teachers were the persons employed as enumerators, and their *character* was at stake in the correctness of the additions and abstracts—the writing and figures were clear and distinct, and the general result most satisfactory.

There were Superintendent Registrars appointed who received £5 for revising the Enumerators' Schedules and preparing an abstract of the totals. The persons were paid a further sum of one shilling for every 1000 persons, if all the Schedules were sent into the Census Office before the 30th April.

There were also Registrars appointed who received £3 for the preparation of the various returns and the verification of the Schedule, and this officer received ten pence per 100 additional, if the Schedules of his district were sent in to the Superintendent Registrar before the 22nd day of April.—This system of reward for expedition and exactness was found to answer an excellent purpose and would be worthy of attention when about to take the next decennial Census in Canada.

The population of Great Britain stood thus on the 31st March, 1851 :—

England.....	16,921,888	} 21,121,967.
Wales... ..	1,005,721	
Scotland .....	2,888,742	
Islands in British Seas.....	143,126	
Persons at Sea or abroad.....	162,490	

In Great Britain the families are considerably smaller than in Canada, owing no doubt to the youthfulness of our Colony and the constant accession of young people to our shores, leaving the elder branches at home. In Great Britain each family consists of 4  $\frac{7}{10}$  and each house contains 5  $\frac{1}{10}$ . In Canada the families and houses average 6  $\frac{1}{4}$  to each. In Great Britain, 12 per cent. or 1 in 8 or 9 of these families keep servants. In Canada, probably not more than 1 in 20—but this part of the Census not being completed it cannot be ascertained at present, nor hereafter with any accuracy, as the enumerators have classed the servants in many cases under the head of labourers. In great Britain there are 2 acres to each person, and 11 acres to each inhabited house. In Canada there are nearly 9  $\frac{1}{2}$  acres to each person and 58 acres to each house.

In Great Britain the mean distance between each house is 252 yards, and between each person 108 yards.

In London the mean distance between each house is 38 yards, and between each person 14 yards.

In Towns in Great Britain there are  $5 \frac{2}{100}$  persons to an acre, and in the Country  $5 \frac{2}{100}$  acres to a person.

The density of population in the Counties is 120 to a square mile, in Towns 3,337 to a square mile.

London extends over 78,029 acres, and has  $30\frac{1}{2}$  persons and about 7 houses to the acre; whilst the population of the Counties and Towns increased 71 per cent. in 50 years, that of the large Towns increased 189 per cent. In watering places, the increase was the largest, viz:  $2 \frac{561}{1000}$  per cent. per annum. The next largest was in manufacturing Towns,  $2 \frac{380}{1000}$ ; next in Sea ports,  $2 \frac{191}{1000}$ ; in London,  $1 \frac{820}{1000}$ ; and in Country Towns,  $1 \frac{609}{1000}$  per cent. per annum.

“ Great, however, as has been the increase of population in England and Wales during the past 50 years, it is nothing as compared with the Metropolis during that period. In 1801, the population of the Metropolis, taking the same area as in 1851, was 958,863. In March, 1851, it had increased to the enormous amount of 2,361,640, or contained a living mass of human beings equal to the gross population of 14 Counties: Sussex, Berkshire, Hertfordshire, Bucks, Oxfordshire, Huntingdonshire, Northamptonshire, Bedfordshire, Cambridgeshire, Wilts, Dorsetshire, Herefordshire, Rutlandshire and Cumberland. This appears almost incredible, but it is the fact. It contains double the aggregate population of Wales; 297,727 more living beings than are contained in the densely populated Manufacturing County of Lancashire, and one-third more than Yorkshire. But this is not all. During the last 10 years it is without a parallel in the history of the world. Liverpool is justly considered the second City in the Empire, and yet it would take two Liverpools to make up the increase of the population of London from 1841 to 1851. And yet in every nine minutes one person dies in the Metropolis.

“ It is impossible to convey to the mind an adequate idea of the living mass congregated in the area of 115 square miles, comprising London. It is really the City of the World, and contains a population equal to the entire kingdom of Denmark, half that of Sweden and Norway, of Portugal, of Belgium, of Holland and of Bavaria; exceeds the population of Hanover, Wurtemberg, Saxony, Tuscany, and Baden.”

Great Britain has 815 Towns of various magnitudes; 580 in England and Wales; 215 in Scotland, and 10 in the Channel Islands. The population of the 815 Towns is 10,556,288; that of the Country, 10,403,189. Small Towns with markets are included in the Country. In fact the Town and Country population differ so little that they may be considered equal. The average population to each Town in Scotland is 6,654 to each Town in England and Wales, 15,501. The Scottish Towns therefore contains less than half the population of the English. (Page 46, Census of Great Britain, 1851.) The English Towns are on an average at a distance of  $10 \frac{8}{10}$  miles from the centre of one to the centre of the other. The Scotch Towns are  $12 \frac{7}{10}$  miles apart.

---

Very few persons being aware of the number of Islands lying around Great Britain, it may be mentioned that there were 175 Islands found inhabited on the morning of the 31st March, 1851, though 500 Islands and Rocks had been numbered. Those of Anglesey, Jersey, Man and Wight, have over 50,000 each; Guernsey has very nearly 30,000, and the whole 175 have a population of 423,000. The area of the Islands in the British Seas is 394 square miles. England has in the average 332 persons to a square mile; Wales 136; Scotland only 92, and the Islands 363, whilst Upper Canada has 29; Lower Canada 4, and in all Canada  $7\frac{59}{100}$ ; Ohio  $49\frac{55}{100}$ , and all the United States  $15\frac{75}{100}$ ; so that the land even now occupied in Upper Canada would hold more than eleven times its present population, say 11,000,000 inhabitants, to be as densely peopled as England.

W. H.,  
Secretary.





## APPENDICES TO THE REPORT

OF THE

## Board of Registration

AND

## STATISTICS.

## PERSONAL CENSUS.

QUEBEC, 1852.

- No. 1.—Census of Upper Canada, by Origin. Abstract of same.  
No. 2.—Census of Upper Canada, by Religion. Abstract of same.  
No. 3.—Census of Lower Canada, by Origin. Abstract of same.  
No. 4.—Census of Lower Canada, by Religion. Abstract of same.  
No. 5.—Census of Upper Canada, Ages, &c. Abstract of same.  
No. 6.—Census of Lower Canada, Ages, &c. Abstract of same.  
No. 7.—Census of Upper Canada, Trades and Occupations.  
No. 8.—Census of Lower Canada, Trades and Occupations.  
No. 9.—Census of Upper Canada, Deaths and Causes of Deaths.  
No. 10.—Census of Lower Canada, Deaths and Causes of Deaths.  
Returns of Lunatic Asylums.



## APPENDIX NO. 1.

## UPPER-CANADA.

## Census by Origin.

NOTE.—Those born in Foreign Countries are generally children of British Parents, except in the cases of Germany and the United States.

- |                          |                               |
|--------------------------|-------------------------------|
| 1. County of Addington.  | 24. County of Northumberland. |
| 2. County of Brant.      | 25. County of Norfolk.        |
| 3. County of Bruce.      | 26. County of Ontario.        |
| 4. County of Carleton.   | 27. County of Oxford.         |
| 5. County of Dundas.     | 28. County of Peel.           |
| 6. County of Durham.     | 29. County of Perth.          |
| 7. County of Elgin.      | 30. County of Peterboro'.     |
| 8. County of Essex.      | 31. County of Prescott.       |
| 9. County of Frontenac.  | 32. County of Prince Edward   |
| 10. County of Glengary.  | 33. County of Renfrew.        |
| 11. County of Grey.      | 34. County of Russell.        |
| 12. County of Grenville. | 35. County of Simcoe.         |
| 13. County of Haldimand  | 36. County of Stormont.       |
| 14. County of Halton.    | 37. County of Victoria.       |
| 15. County of Hastings.  | 38. County of Waterloo.       |
| 16. County of Huron.     | 39. County of Wellington.     |
| 17. County of Kent.      | 40. County of Welland.        |
| 18. County of Lambton.   | 41. County of Wentworth.      |
| 19. County of Lanark.    | 42. County of York.           |
| 20. County of Leeds.     | 43. City of Toronto.          |
| 21. County of Lennox.    | 44. City of Kingston.         |
| 22. County of Lincoln.   | 45. City of Hamilton.         |
| 23. County of Middlesex. | 46. Town of Bytown.           |
|                          | 47. Town of London.           |

No. I.—UPPER CANADA PERSONAL

COUNTY OF

TOWNSHIPS,* &c.	Total Population.	England and Wales.			Natives of Canada.		United States.	Nova Scotia & Prince Edward Island.	New Brunswick.	Newfoundland.	West Indies.
		Scotland.	Ireland.	Not of French Origin.	French Origin.						
1. Amherst Island, .....	1287	47	18	450	679	80	12				
2. Camden, .....	6975	145	117	1522	4769	121	289	2	1	2	2
3. Earnestown, .....	5111	287	62	625	3732	37	345	4	1		1
4. Sheffield, .....	1792	40	34	388	1249	43	33				
Total of Addington, .....	15165	519	231	2935	10429	281	679	6	2	2	3

COUNTY OF

5. Brantford, .....	6410	1003	521	627	3654	22	381	57	110		11
6. Brantford, Town, .....	3877	729	333	893	1600		271	10	23		7
7. Burford, .....	4433	433	257	382	2810		344	34	160		
8. Dumfries, South, .....	4297	329	703	811	2113	11	308	2	14		
9. Oakland, .....	840	67	22	60	600		76	1	11		
10. Onondaga, .....	1858	232	214	280	994		107	1	10	1	
11. Paris Village, .....	1890	369	262	355	710	11	135	3	20		1
12. Tuscarora, .....	1821	5	17	20	1684		95				
Total of Brant, .....	25426	3167	2329	3428	14165	44	1717	108	348	1	19

COUNTY OF

13. Arran, .....	149			4	145						
14. Brant, .....	621	105	129	135	214						
15. Bruce, .....	100		30	7	34	2		27			
16. Carrick, .....	not yet settled.										
17. Culross, .....					4						
18. Elderslie, .....	14	9	1								
19. Greenock, .....	244	11	41	29	122	34	4				
20. Huron, .....	236	21	54	62	66	17			5		
21. Kincardine, .....	1149	84	361	149	447		9	89	5		
22. Kinloss, .....	47	12	2	17	16						
23. Sanguine, .....	277	56	80	15	117	7		1			
Total of Bruce, .....	2837	298	698	418	1165	60	13	117	10		

COUNTY OF

24. Fitzroy, .....	2807	37	87	1118	1448	74	26		4		
25. Gloucester, .....	3005	109	217	901	1349	401	19	1	5		
26. Goulbourne, .....	2525	45	48	853	1559	7	7				
27. Gower, North, .....	1777	27	52	482	1053	129	28	3			1
28. Huntley, .....	2519	20	66	1025	1392	6	6		2		
29. March, .....	1125	41	6	455	606	13		1			

CENSUS, BY ORIGIN, 1851-2.

ADDINGTON.

East Indies.	Germany and Holland.	France.	Italy and Greece.	Spain and Portugal.	Sweden and Norway.	Russia, Poland, and Prussia.	Switzerland.	Austria and Hungary.	Guernsey.	Jersey & other British Islands.	All other places.	These two Heads are included in other columns.		At Sea.	Not Known.	
												Coloured Persons.	Indians.			
	1															
	8	1	1								2			2		1
							2					2		2		4
	9	1	1				3				2	4		5		7

BRANT.

	13	2		1	1						2	25	47	2	3
	1	4		1	1						1	19		1	3
		2								3	4				3
		1	1								3			1	
1	15										3	19	127	1	3
	11	2		1			3	1			5	6			
1	41	11	1	3	2		3	1		3	18	87	1758	5	11

BRUCE.

	38														
	3														
	11														
	5														
	1														
	58														

CARLETON.

		1		2	1						2			2	8
	1	2		1											
1		1								1				2	
											1				3

No. 1.—UPPER CANADA PERSONAL  
COUNTY OF

TOWNSHIPS, &c.	Total Population.	England and Wales.			Natives of Canada.		United States.	Nova Scotia & Prince Edward Island.	New Brunswick.	Newfoundland.	West Indies.
		Scotland.	Ireland.	Not of French Origin.	French Origin.						
30. Marlborough,.....	2053	38	16	836	1116	21	26				
31. Nepean,.....	3800	65	142	1310	2055	192	30	3		1	
32. Osgood,.....	3050	58	240	942	1739	19	51				
33. Richmond, Village,.....	434	12	11	142	248	11	6				
34. Torbolton,.....	542	7	66	167	270	25	7				
Total of Carleton,.....	23637	459	951	8231	12835	898	206	8	11	1	1

COUNTY OF

35. Matilda,.....	4198	98	36	730	3076	93	157				1
36. Mountain,.....	2764	56	56	607	1875	84	84	1			
37. Williamsburg,.....	4284	58	119	370	3499	31	192	3	6		1
38. Winchester,.....	2565	40	125	507	1797	23	66	3			
Total of Dundas,.....	13811	252	336	2214	10247	231	499	7	6		2

COUNTY OF

39. Cartwright,.....	1756	93	23	714	874	17	29		4		
40. Cavan,.....	4438	444	69	1362	2509		46	1			
41. Clarke,.....	6190	1079	386	1450	3030	1	234	3	1		
42. Darlington,.....	8005	2415	418	1220	3686	6	222	3	5		2
43. Hope,.....	5299	1109	97	1331	2554	30	159	1	6	2	
44. Manvers,.....	2568	93	30	1095	1324		17		5		
45. Port Hope, (Town),.....	2476	481	84	639	1107	22	103	13	6		1
Total of Durham,.....	30732	5714	1107	7811	15084	76	810	21	27	2	3

COUNTY OF

46. Aldborough,.....	1226	17	443	17	736		8	4			
47. Bayham,.....	5092	412	120	158	3413	69	646	194	51	2	10
48. Dunwich,.....	1948	70	660	61	938		47	152	7		
49. Dorchester,.....	1477	51	141	76	1101		91	10	6		
50. Malahide,.....	4050	176	71	145	3008	7	349	234	53		
51. Southwold,.....	5063	551	592	319	3121	7	267	137	22		3
52. Yarmouth,.....	5288	690	457	259	3166		424	161	97	9	11
53. St. Thomas, Village,.....	1274	295	118	127	604	9	100	5	7		1
Total of Elgin,.....	25418	2262	2602	1162	16087	92	1932	897	243	11	25

CENSUS, BY ORIGIN, 1851-2.

CARLETON.—(Continued.)

East Indies.	Germany and Holland.	France.	Italy and Greece.	Spain and Portugal.	Sweden and Norway.	Russia, Poland, and Prussia.	Switzerland.	Austria and Hungary.	Guernsey.	Jersey & other British Islands.	All other Places.	These two Heads are included in other columns.		At Sea.	Not Known.	
												Coloured Persons.	Indians.			
	1													3		
		1												12		
		1		1							1					1
1	2	6		4	1				1		4		20	6		11

DUNDAS.

		3					1			1				54	2	
		1									1					
		3					1									1
		3														
	10						1	1		1	1			54	2	1

DURHAM.

																1	
1											2					2	1
			2														4
	2	3	2								18					1	2
		1					1									1	7
																1	3
			4				1	1			1	4					9
																	3
3	4	8					1	2			21	6				6	26

D'ELGIN.

		1															
		9	2						1								2
																	3
																	5
		4	1														1
		20	2														8
		10							1								1
			3						1								
		44	8					2	1	2				2	22		7

No. I.—UPPER CANADA PERSONAL  
COUNTY OF

TOWNSHIPS, &c.	Total Population.	England and Wales.	Scotland.	Ireland.	Natives of Canada.		United States.	Nova Scotia & Prince Edward Island.	New Brunswick.	Newfoundland.	West Indies.
					Not of French Origin.	French Origin.					
54. Anderdon, .....	1199	69	15	74	345	354	328	8	1		1
55. Colchester, .....	1870	84	30	52	1189	188	316	2			1
56. Gosfield, .....	1802	147	8	33	1447	44	110	6			
57. Maidstone, .....	1167	90	58	186	398	326	68	1	2		
58. Malden, .....	1315	41	35	48	475	463	243	1	3		2
59. Mersea, .....	1193	166	3	39	885	38	49	4	3		
60. Rochester, .....	788	50	3	95	214	357	25	2			
61. Sandwich, .....	4928	319	51	390	828	2766	521		3		1
62. Amherstburg, Town, .....	1890	143	83	359	557	462	239	8	9		4
63. Tilbury West, .....	675	72	20	25	92	426	33				
Total of Essex, .....	16817	1181	306	1301	6430	5424	1932	32	22		9

COUNTY OF

64. Clarendon, .....											
65. Barrie, .....											
66. Kennebec, .....											
67. Palmerstone, .....											
68. Olden, .....											
69. Oso, .....											
70. Howe Island, .....											
71. Kingston, .....	5235	464	193	1241	3054	49	212	8			4
72. Loughborough, .....	2003	75	15	380	1390	40	93	3			
73. Pittsburg, .....	3258	171	178	817	1730	242	107	6			2
74. Bedford, .....	1118	34	25	367	589	57	45				
75. Portland, .....	2388	132	13	386	1772	6	76				
76. Hinchinbrooke, .....	364	11	4	123	213		12				
77. Storington, .....	2130	106	73	524	1328	42	52	1			1
78. Wolfe's Island, .....	2654	145	73	640	1372	115	292	2			
Total of Frontenac, .....	19150	1138	574	4478	11448	551	889	20			7

Glengary, .....

This County did not arrive in time to be inserted in its proper place.

COUNTY OF

84. Artemesia, .....	733	47	25	284	304		68	5			
85. Bentick, .....	1272	153	334	260	487		22	2			
86. Collingwood, .....	545	50	120	103	260		12				
87. Derby, .....	471	24	181	129	128		8	1			
88. Egremont, .....	665	30	101	174	339	2	19				
89. Euphrasia, .....	603	34	11	260	282		12		4		
90. Glenelg, .....	1250	63	630	214	302		40				2
91. Holland, .....	954	89	67	366	393		37		2		

CENSUS, BY ORIGIN, 1851-2.  
ESSEX.

East Indies.	Germany and Holland.	France.	Italy and Greece.	Spain and Portugal.	Sweden and Norway.	Russia, Poland, and Prussia.	Switzerland.	Austria and Hungary.	Guernsey.	Jersey & other British Islands.	All other Places.	These two Heads are included in other columns.		At Sea.	Not known.
												Coloured Persons.	Indians.		
2	2									1					
	6	1													
	3	3										1			
	26	3		1		5								1	1
					2					4		2		2	
1	41	21				1	1	1			10			2	1
	10	2		1	2									2	1
	7														1
3	95	30		2	4	6	1	1		5	13			5	15

FRONTENAC.

	3	1				1				1	3			1	
	1	1			1				1	1				1	
	1	1		1											
	2	2				1					1				
	2			1					1	7				3	
	10	5		2	1	2			2	14	4			5	

GREY.

													138		
	13										1		19		
	1												37		
													33		

No. I.—UPPER CANADA PERSONAL  
COUNTY OF

TOWNSHIPS, &c.	Total Population.	England and Wales.	Scotland.	Ireland.	Natives of Canada.		United States.	Nova Scotia & Prince Edward Island.	New Brunswick.	Newfoundland.	West Indies.
					Not of French Origin.	French Origin.					
92. Melancthon,.....	450	43	24	163	208		12				
93. Normanby,.....	539	39	69	175	213	37	6				
94. Osprey,.....	486	14	198	106	157		4	1	3		1
95. Proton,.....	With Melancthon.										
96. St. Vincent,.....	1601	202	95	194	1041		63	5			
97. Sullivan,.....	538	55	74	165	224		14		3		
98. Sydenham,.....	2432	173	558	358	1240		51	10	41		
99. Indian Territory,.....	*678	3			597		78				1
Total of Grey,.....	13217	1019	2487	2951	6175	39	446	24	53		1

\* Includes 372 Indians.

COUNTY OF

100. Augusta,.....	5154	275	138	1086	3400	63	184	4	1		
101. Edwardsburgh,.....	4779	139	287	1177	2873	56	236	2	3		
102. Gower, South,.....	863	23	36	155	619		30				
103. Oxford,.....	4496	135	101	1259	2796	30	173			1	
104. Wolfred,.....	3259	62	52	838	2178	18	106	2			
105. Prescott, Town,.....	2156	119	51	705	994	144	131		1		2
Total of Grenville,.....	20707	753	665	5220	12860	311	860	8	5	1	2

COUNTY OF

106. Canboro,.....	1151	28	19	56	880	5	115	2			
107. Cayuga, North,.....	2013	204	99	282	1201	8	157	5	29		1
108. Cayuga, South,.....	825	48	23	27	595	5	60	11			
109. Dunn,.....	828	107	41	116	475	5	62	1			
110. Moulton,.....	1984	177	137	271	1154	7	193	25	5		1
111. Oneida,.....	2817	181	329	571	1575	19	116	20	2		1
112. Rainham,.....	1618	39	2	38	1104	30	78	2			
113. Sherbrooke,.....	334	18	11	45	235		20				
114. Seneca,.....	3636	366	267	949	1854	6	169	11	8		
115. Walpole,.....	3583	305	132	412	2266	74	160	3	16		
Total of Haldimand,.....	18788	1673	1060	2767	11339	159	1130	80	60		3

COUNTY OF

116. Esquesing,.....	5225	338	654	943	2898	127	179	65	13		1
117. Trafalgar,.....	6782	727	293	1513	3343	590	280	13	13		6
118. Nassagaweya,.....	2237	276	419	305	1115	67	49	1	2		
119. Nelson,.....	4078	589	172	677	2411	34	165	11	10	1	
Total of Halton,.....	18322	1930	1538	3438	9767	818	673	90	38	1	7

CENSUS, BY ORIGIN, 1851-2.

GREY.—(Continued.)

East Indies.	Germany and Holland.	France.	Italy and Greece.	Spain and Portugal.	Sweden and Norway.	Russia, Poland, and Prussia.	Switzerland.	Austria and Hungary.	Guernsey.	Jersey & other British Islands.	All other Places.	These two Heads are included in other columns.		At Sea.	Not known.
												Coloured Persons.	Indians.		
												15			
	2												1		
		1											26		
												3	1		
												1	7		
														372	
	16	1										5	276	374	

GRENVILLE.

1	1														1	
1	1														24	3
															24	1
															2	1
															2	
2	2										1	6			48	4

HALDIMAND.

	43	1								1						4
	22	1										123			39	1
	49	4								1		5			8	
6	12									1						
	12	2										65				
	4											9			226	
	312	12										1				
1	4											15				
	6											19			26	
	11	3													11	
7	476	23										3	237	310		6

HALTON.

	1															5
	1															1
	1															
4	4															1
4	7															7

No. I.—UPPER CANADA. PERSONAL  
COUNTY OF

TOWNSHIPS, &c.	Total Population.	England and Wales.	Scotland.	Ireland.	Natives of Canada.		United States.	Nova Scotia & Prince Edward Island.	New Brunswick.	Newfoundland.	West Indies.
					Not of French Origin.	French Origin.					
120. Belleville, Town, .....	4569	439	149	1301	2197	171	290	8	1		
121. Huntingdon, .....	2548	81	101	464	1731	75	90	3			
122. Madoc, .....	2761	180	127	477	1802	66	153	4			1
123. Elzévir, .....											
124. Tudor, .....	635	23	7	186	365	32	18	1			
125. Marmora, .....	3097	81	101	464	1731	28	183		3	3	4
126. Rawdon, .....	4574	216	51	435	3499	38	305	13	2		1
127. Sidney, .....	4469	425	76	695	2759	201	308			1	
128. Thurlow, .....	6200	142	96	1631	4161	7	159		1	1	
129. Tyendenaga, .....	3124	135	8	979	1739	171	85			4	
130. Grimsthorpe, .....											
131. Hungerford, .....											
132. Lac, .....											
Total of Hastings, .....	31977	1750	672	6615	20462	789	1591	29	7	9	6

COUNTY OF

133. Hay, .....	985	42	135	118	414	172	15	12			
134. Stephen, .....	742	247	9	131	314		6	3			
135. McGillivray, .....	1718	236	259	410	752		25	32		2	
136. Biddulph, .....	2081	50	43	953	987		34	2		10	1
137. Usborne, .....	1484	370	281	264	532		7	29		1	
138. Howich, .....											
139. McKillop, .....	848	22	207	259	319		1	25			
140. Grey, .....											
141. Morris, .....											
142. Turnbury, .....											
143. Ashfield, .....	907	14	157	368	350	9	3	2			
144. Wawanosh, .....	722	23	117	278	304						
145. Colborne, .....	921	124	114	140	480		24	2		10	
146. Hullett, .....	955	231	135	194	374	2	13				
147. Tuckersmith, .....	1727	204	564	168	693		14	63		1	
148. Stanley, .....	2064	194	336	360	860	180	19	56		8	1
149. Goderich, .....	2715	283	240	785	1290	25	25	52		1	
150. Goderich, Town, .....	1329	150	169	245	611	24	43	36		2	4
Total of Huron, .....	19198	2150	2766	4673	8280	412	229	314	35	4	12

COUNTY OF

151. Camden, .....	1434	72	38	52	1064		186	13	4		2
152. Chatham, .....	1768	85	198	119	1002		262	66	30	1	
153. Dover, East, .....	1723	63	93	62	346	1022	93				
154. Dover, West, .....											
155. Harwich, .....	2627	140	282	176	1722	19	195	31	59		
156. Howard, .....	2798	281	227	240	1805		183	51	7		1

CENSUS, BY ORIGIN, 1851-2.  
HASTINGS.

East Indies.	Germany and Holland.	France.	Italy and Greece.	Spain and Portugal.	Sweden and Norway.	Russia, Poland, and Prussia.	Switzerland.	Austria and Hungary.	Guernsey.	Jersey & other British Islands.	All other Places.	These two Heads are included in other columns.		At sea.	Not known.
												Coloured Persons.	Indians.		
4	6		2												3
	1														1
															2
	2	1	1	1											4
	14			1											1
	3														1
	1														2
1															2
5	27	1	3	2											9

HURON.

	76	1													
	28											4			
												1			1
1															
	14											1			
	12	4													1
	6											10			
1	13											6			
	37	11													2
	8	2													1
1	9	3										18			2
															1
3	203	24										40			6

KENT.

	1											2			
	4											1			
	44													187	41
														49	
	1	1												146	1
		1												24	





No. I.—UPPER CANADA PERSONAL  
COUNTY OF

TOWNSHIPS, &c.	Total Population.	England and Wales.	Scotland.	Ireland.	Natives of Canada.		United States.	Nova Scotia & Prince Edward Island.	New Brunswick.	Newfoundland.	West Indies.
					Not of French Origin.	French Origin.					
188. Bastard.....	3448	82	11	780	2340	19	206	1	6		
189. Burgess, South.....	276	3	5	110	152	4	2				3
190. Crosby, North.....	1785	31	56	617	961	52	66	2			
191. Crosby, South.....	1578	47	11	386	1020	40	73				
192. Elizabethtown.....	5208	209	127	964	3550	85	252	4	5		
193. Elmsley.....	1442	38	123	384	840	41	13				1
194. Escott.....	1399	21	9	282	1005	9	72				1
195. Kitley.....	3525	61	67	962	2301	24	93	2	13		
196. Leeds.....	2283	67	95	399	1525	25	160	1			
197. Lansdowne.....	2439	36	73	453	1725	26	123		1		
198. Yonge.....	3661	90	72	538	2715	28	206	6			
199. Brockville, Town.....	3246	201	175	1051	1501	127	162	5	1		1
Total of Leeds.....	30280	886	824	6926	19635	478	1430	21	29		6

COUNTY OF

200. Adolphustown.....	718	63	17	60	506	2	65	1			1
201. Fredericksburg.....	3166	76	44	296	2481	32	224		9		
202. Richmond.....	4071	152	67	539	2970	28	257		6		
Total of Lennox.....	7955	291	128	945	5957	62	546	1	15		1

COUNTY OF

203. Caistor.....	1398	66	36	77	1083	14	119	2			
204. Clinton.....	2462	82	18	87	1975	12	227	13			4
205. Gainsborough.....	2538	48	30	41	2147		180	3			
206. Grantham.....	3216	210	136	568	1989	45	242	21		7	1
207. Grimsby.....	2448	108	52	196	1781	14	265	23			
208. Louth.....	1848	83	42	88	1418		172	1			
209. Niagara.....	2250	188	65	267	1494	24	182	17			
210. Niagara, Town.....	3340	435	271	805	1406	123	167	71		7	20
211. St. Catharines.....	4368	484	155	1093	1767	105	731	8			1
Total of Lincoln.....	23868	1704	795	3222	15060	337	2285	159		14	26

COUNTY OF

212. Moşa.....	2075	110	373	182	1334		63	13			
213. Ekfrid.....	1792	37	603	119	948		40	44			
214. Carradoc.....	3118	222	291	243	2131		149	78			
215. Metcalf.....	1096	170	123	186	588		25	4			
216. Adelaide.....	1979	296	119	450	1032		61				3

CENSUS, BY ORIGIN, 1851-2.  
LEEDS.

East Indies.	Germany and Holland.	France.	Italy and Greece.	Spain and Portugal.	Sweden and Norway.	Russia, Poland, and Prussia.	Switzerland.	Austria and Hungary.	Guernsey.	Jersey & other British Islands.	All other Places.	These two Heads are included in other columns.		At Sea.	Not known.
												Coloured Persons.	Indians.		
											1	8		1	1
1	1														
	6						1								4
			1												1
										1	1	1	3		4
		3												4	2
1	7	5					1		1	1	3	11		10	7

LENNOX.

2		1													
	3														1
	2														
2	5	1													1

LINCOLN.

	1														
	43	1													
	84	5													
	7														
	6	2						1							
	43	1													
	4	2													
	3														
	3	18													
	23														
	214	29													

MIDDLESEX.

	3										1				1
	9														9

No. I.—UPPER CANADA PERSONAL  
COUNTY OF

TOWNSHIPS, &c.	Total Population.	England and Wales.	Scotland.	Ireland.	Natives of Canada.		United States.	Nova Scotia & Prince Edward Island.	New Brunswick.	Newfoundland.	West Indies.
					Not of French Origin.	French Origin.					
217. Williams, .....	2290	111	1197	85	798	3	56	34			
218. Lobo, .....	2447	174	570	71	1550		61	17			
219. Nissouri, .....	1832	140	98	467	1020		89	12			2
220. Dorchester, .....	2570	259	168	337	1651		132	23			
221. Delaware, .....	1861	199	136	142	1016		353	7			1
222. Westminster, .....	5069	568	707	376	2953		378	59			5
223. London, .....	6735	885	377	1327	3779		245	96			4
Total of Middlesex, .....	32864	3171	4762	3805	18800	3	1652	387			15

COUNTY OF

224. Brighton, .....	3725	163	26	314	2831	39	317	14	9		
225. Cramahe, .....	2993	313	56	238	2130	46	209				
226. Haldimand, .....	4634	407	346	858	2687	30	289	3	5		
227. Alnwick, .....	836	96	42	80	554	38	25		1		
228. Seymour, .....	2781	227	393	448	1418	225	63		1		
229. Percy, .....	2605	130	62	462	1584	244	119	2			1
230. Hamilton, .....	5008	813	491	1034	2476	32	148		3		2
231. Monaghan, South, .....	1051	183	65	253	539		8				
232. Murray, .....	3725	131	61	507	2626	192	187	5	6	1	3
233. Cobourg, Town, .....	3871	628	310	1101	1627	10	158	11	2		2
Total of Northumberland, .....	31229	3091	1852	5295	18472	856	1523	35	27	1	8

COUNTY OF

234. Houghton, .....	1509	113	18	91	984	3	172	47	79		
235. Middleton, .....	1721	99	59	100	1203	1	163	15	8		
236. Charlotteville, .....	2780	196	90	105	2016	42	261	16	27		
237. Windham, .....	2900	165	43	97	2230	3	275	25	40		
238. Townsend, .....	4935	284	164	225	3722	6	432	28	54		
239. Woodhouse, .....	2894	256	211	286	1867	1	233	6	25		
240. Walsingham, .....	3090	367	64	254	1911	76	310	51	27		
241. Long Point, .....											
242. Ryerson's Island, .....											
243. Simcoe, Town, .....	1452	233	81	170	797	9	144	3	8		
Total of Norfolk, .....	21281	1713	730	1328	14730	141	1990	191	268		

CENSUS, BY ORIGIN, 1851-2.  
MIDDLESEX.—(Continued.)

East Indies.	Germany and Holland.	France.	Italy and Greece.	Spain and Portugal.	Sweden and Norway.	Russia, Poland, and Prussia.	Switzerland.	Austria and Hungary.	Guernsey.	Jersey & other British Islands.	All other Places.	These two Heads are included in other columns.		At Sea.	Not known.
												Coloured Persons.	Indians.		
	1										1				5
	4														4
															2
5	2														5
	8									3					10
2	12									3	2			3	9
7	43									6	4			3	35

NORTHUMBERLAND.

	1						1					8			2
	1														
1		5								1	1			1	
		2	1								2				1
1	2						4				1			1	
		5					1			1					
3	7	1								2	7				2
5	16	8	1	1			6			1	3	20		222	3

NORFOLK.

												2			
	65											2			6
	6	1										1			16
	20	1													
	6	3										1			1
	5	2										2			2
	21	5										2			
	123	12										1	18		31

No. I.—UPPER CANADA PERSONAL  
COUNTY OF

TOWNSHIPS, &c.	Total Population.	England and Wales.	Scotland.	Ireland.	Natives of Canada.		United States.	Nova Scotia & Prince Edward Island.	New Brunswick.	Newfoundland.	West Indies.
					Not of French Origin.	French Origin.					
244. Whitby, . . . . .	7996	1709	563	848	4346	17	443	39	21		2
245. Pickering, . . . . .	6737	1126	525	1019	3672		255	33	99		1
246. Uxbridge, . . . . .	2289	294	92	209	1537	10	131	4	9		
247. Reach, . . . . .	3897	583	278	505	2307	15	167	26	7		
248. Brock, . . . . .	3518	168	725	667	1891	1	50	13	1		5
249. Thorah, . . . . .	1146	55	475	52	545		13				
250. Mara, . . . . .	1403	37	411	225	664	38	15	2			
251. Rama, . . . . .											
252. Scugog, . . . . .	415	35	10	38	284	8	40				6
253. Scott, . . . . .	1028	181	168	112	532	1	14	6	11		
254. Georgina, . . . . .	1005	84	74	114	584	96	27		20		
255. Oshawa, . . . . .	1142	188	84	202	574	3	71	13	1		5
Total of Ontario, . . . . .	30576	4460	3405	3991	16936	189	1226	136	169		3

COUNTY OF

256. Zorra, East, . . . . .	3200	443	514	129	1652	13	144	20	15		9
257. Zorra, West, . . . . .	3302	118	1370	100	1513	12	107	16	26		1
258. Oxford, North, . . . . .	1378	146	185	185	738	7	54	2	16		5
259. Oxford, East, . . . . .	2210	328	111	217	1383	24	105	3	21		3
260. Oxford, West, . . . . .	1894	236	175	120	1151		174	2	31		3
261. Dereham, . . . . .	3644	393	98	386	2174	11	501	10	55		1
262. Norwich, . . . . .	5239	333	137	433	3325	1	918	11	44		
263. Blenheim, . . . . .	4995	666	600	268	2847	2	287	19	200		1
264. Blandford, . . . . .	1356	260	264	104	682		31				2
265. Nissouri, East, . . . . .	2118	150	493	145	1162	9	129	14			2
266. Woodstock, Town, . . . . .	2112	505	518	131	844	5	76	4	1	3	8
267. Ingersol, Town, . . . . .	1190	191	220	153	519		98	1	6		
Total of Oxford, . . . . .	32638	3769	4685	2371	17990	84	2618	102	415	3	33

COUNTY OF

268. Albion, . . . . .	4281	554	110	1886	1653	12	62	4			
269. Caledon, . . . . .	3707	102	469	1021	2022	4	73	13			1
270. Chinguacousy, . . . . .	7469	950	674	1842	3867	37	91	6			
271. Toronto, . . . . .	7539	1191	247	2095	3669	59	200	23			6
272. Toronto, Gore, . . . . .	1820	360	42	502	894	2	18	2			
Total of Peel, . . . . .	24816	3157	1542	7346	12105	114	444	48			7

CENSUS, BY ORIGIN, 1851-2.  
ONTARIO.

East Indies.	Germany and Holland.	France.	Italy and Greece.	Spain and Portugal.	Sweden and Norway.	Russia, Poland, and Prussia.	Switzerland.	Austria and Hungary.	Guernsey.	Jersey & other British Islands.	All other Places.	These two Heads are included in other columns.		At Sea.	Not known.
												Coloured Persons.	Indians.		
1	2	1			1		1	1		1					
	5	1													
	2	1													
	4														5
	1	1													6
	10	1													
2															
1		4	1							1					
	1														5
4	25	9	1		2		1	1		2					16

OXFORD.

	212	20								4	20			1	4
	5	1									14			3	16
											1				39
3										2	8				5
					1										1
	5	2				1									7
	6	3								1				1	26
	81	4			2										8
11	1					2									3
	9														2
															12
														1	
14	322	30	1	3		3	13			10	43			11	118

PEEL.

	2														
		1													
	2	1								1	49	36	12		

No. I.—UPPER CANADA PERSONAL  
COUNTY OF

TOWNSHIPS, &c.	Total Population.	England and Wales.	Scotland.	Ireland.	Natives of Canada.		United States.	Nova Scotia & Prince Edward Island.	New Brunswick.	Newfoundland.	West Indies.
					Not of French Origin.	French Origin.					
273. Blanchard, . . . . .	2780	353	265	650	1395	8	85	13	1	1	1
274. Hibbert, . . . . .	1191	115	102	445	469	12	34	1			
275. Fullarton, . . . . .	1750	398	234	157	780	2	31		2		
276. Downie, . . . . .	2727	321	465	606	1177	3	34	6	3		
277. Downie, Gore, . . . . .											
278. Logan, . . . . .	698	59	25	260	267		1	11			
279. Ellice, . . . . .	1328	121	53	328	528		28	1			
280. Easthope, North, . . . . .	2341	51	591	334	936	11	22	8	6		
281. Easthope, South, . . . . .	1797	79	195	161	747	6	18	19			6
282. Elma, . . . . .	not settled.										
283. Wallace, . . . . .											
284. Mornington, . . . . .	933	18	83	340	419	7	14	4			
Total of Perth, . . . . .	15545	1515	2013	3231	6718	49	267	63	12	1	7

COUNTY OF

285. Belmont, . . . . .	248	9	26	70	136	4	3				
286. Burleigh, . . . . .	Included in Dummer.										
287. Douro, . . . . .	1676	74	51	622	852	69	6				1
288. Dummer, . . . . .	1600	124	153	341	887	85	4				
289. Harvey, . . . . .	With Smith only 4 or 5 inhabitants.										
290. Methuen, . . . . .	With Belmont.										
291. Smith, . . . . .	2392	276	136	477	1378	79	46				
292. Monaghan, . . . . .	905	81	79	263	461	7	7		1		3
293. Asphodel, . . . . .	1678	109	68	549	866	53	32	1			
294. Ennismore, . . . . .	675	4	2	235	337	91	5	1			
295. Otonabee, . . . . .	3872	253	382	989	2117	80	41	1	1		4
296. Peterboro, Town, . . . . .	2191	240	157	670	1012	22	74	4	1		5
Total of Peterboro, . . . . .	15237	1170	1059	4216	8046	490	218	7	3		13

COUNTY OF

297. Caledonia, . . . . .	958	27	134	116	575	81	17	6			
298. Hawkesbury, . . . . .	2665	47	187	343	1506	522	51	4	3		
299. Hawkesbury, East, . . . . .	3029	36	224	281	1251	1190	25	1			
300. Longueuil, . . . . .	1406	19	29	66	460	786	44				
301. Alfred, . . . . .	584	5	6	83	185	303	2				
302. Plantagenet, North, . . . . .	1202	10	16	258	428	481	9				
303. Plantagenet, South, . . . . .	643	54	51	117	340	75	4				2
Total of Prescott, . . . . .	10487	198	647	1264	4745	3438	152	11	3		2

CENSUS, BY ORIGIN, 1851-2.  
PERTH.

East Indies.	Germany and Holland.	France.	Italy and Greece.	Spain and Portugal.	Sweden and Norway.	Russia, Poland, and Prussia.	Switzerland.	Austria and Hungary.	Guernsey.	Jersey & other British Islands.	All other Places.	These two Heads are included in other columns.		At sea.	Not known.	
												Coloured Persons.	Indians.			
	2	4								1						1
	128	1									15			1		1
	112															
	73										1			8	1	1
	266	1									56					4
	325	2									37					
	522															
	48															
											5	109		8	2	7
	1485	8														

PETERBORO.

	1															
	2											1				
	3	1									1	1				
	6	3									1	2	3			

PRESCOTT.

																	2
																	2
																	3
	1														14		
	1	2															7



No. I.—UPPER CANADA PERSONAL  
COUNTY OF

TOWNSHIPS, &c.	Total Population.	England and Wales.	Scotland.	Ireland.	Natives of Canada.		United States.	Nova Scotia & Prince Edward Island.	New Brunswick.	Newfoundland.	West Indies.
					Not of French Origin.	French Origin.					
333. Medonte, .....	1116	130	153	196	622	1	13				
334. Mono, .....	2689	50	96	1096	1377	3	47				
335. Mulmur, .....	766	35	8	358	362		3				
336. Nottawasaga, .....	1887	42	632	250	893	8	40				
337. Orillia and Matchedash, .....	725	86	73	162	336	36	23				
338. Oro, .....	2027	324	453	174	1048	1	24				
339. Sunnidale, .....	203	6	54	32	105		5				
340. Tay, .....	600	61	14	156	287	70	5				
341. Tecumseth, .....	3998	185	67	1396	2248	9	75				
342. Tosoronto, .....	492	17	15	184	265		11				
343. Tiny, .....	748	35	9	81	194	411	16				
344. Vespra, .....	626	82	43	137	346		18				
345. Barrie, Town, .....	1007	145	50	306	454	17	30				
Total of Simcoe, .....	27165	1755	2191	8106	13999	569	450				

COUNTY OF

346. Cornwall, .....	4707	58	308	436	3469	274	148	11			
347. Osnabruok, .....	4699	70	76	442	3786	168	152	2			
348. Finch, .....	1450	11	223	333	874		9				
349. Roxborough, .....	2141	27	376	160	1378	184	7	8			
350. Cornwall, Town, .....	1646	51	79	269	1041	132	60		1		
Total of Stormont, .....	14643	217	1062	1640	10548	758	376	21	1		

COUNTY OF

351. Mariposa, .....	3895	442	831	263	2215		132	4	3		
352. Ops, .....	2512	95	80	916	1365	12	38	3			1
353. Emily, .....	2763	44	31	1062	1596	4	21		1		2
354. Eldon, .....	1320	6	636	59	599		9	1			
355. Fenelon, .....	590	32	105	70	376	2	4		1		
356. Bexley, .....	6	5			1						
357. Verulam, .....	571	34	39	187	309		1				
358. Sommerville, .....											
Total of Victoria, .....	11657	658	1722	2557	6461	18	205	8	5		3

COUNTY OF

359. Dunfries, North, .....	3476	183	1307	146	1526	93	131	2	11		
360. Waterloo, .....	7698	307	564	203	4211	2	580	2	3		
361. Wilmot, .....	5297	205	108	224	2770		214	9	1		

CENSUS, BY ORIGIN, 1851-2.

SIMCOE.—(Continued.)

East Indies.	Germany and Holland.	France.	Italy and Greece.	Spain and Portugal.	Sweden and Norway.	Russia, Poland, and Prussia.	Switzerland.	Austria and Hungary.	Guernsey.	Jersey & other British Islands.	All other places.	These two Heads are included in other columns.		At Sea.	Not Known.
												Coloured Persons.	Indians.		
											20				1
		22									9				
											1	126			2
											1				
											7				
											4				14
		1									1				
											5				
											52	126			17
	26														

STORMONT.

				1											2
		3													
					1										
		2					1		9		1				
		5		1	1		1		9		1				2

VICTORIA.

	1			1		1					2				2
												1			1
												7			2
	1														
	1	1		1	1		1			2	8				5

WATERLOO.

	73						1				2				1
	1877	105					13	16			11				14
	1253	397					36	55	5		17				23





No. I.—UPPER CANADA PERSONAL  
COUNTY OF

TOWNSHIPS, &c.	Total Population.	England and Wales.	Scotland.	Ireland.	Natives of Canada.		United States.	Nova Scotia & Prince Edward Island.	New Brunswick.	Newfoundland.	West Indies.
					Not of French Origin.	French Origin.					
393. Binbrook, .....	1737	170	225	222	973	8	90	1	34		
394. Dundas, .....	3517	304	571	1118	1228	27	208	14	15	1	
395. Glandford, .....	2008	223	58	197	1366	4	129	4	17		
396. Flamboro, East, .....	2903	409	258	539	1530	15	139	6	1		1
397. Flamboro, West, .....	3533	314	382	980	1632	51	137	5	9		1
398. Saltfleet, .....	2501	300	129	317	1796	7	178	4	36		7
Total of Wentworth, ...	28507	2821	2959	5235	15416	134	1577	55	141	3	15

COUNTY OF

399. Markham, .....	7752	1149	360	906	4791		362	18	35		1
400. Scarborough, .....	4244	704	533	756	2122	4	84		18		
401. Vaughan, .....	7723	1175	789	1579	3730	4	232	32	18		3
402. York, .....	10035	2056	424	2812	4158	35	392	49	51		17
403. King, .....	6565	823	623	1094	3681	11	285		40		
404. Whitechurch, .....	4758	612	118	771	2901	3	309		22		
405. Gwillimbury, North, .....	1176	103	27	92	867		67		15		
406. Gwillimbury, East, .....	3208	384	97	427	2043	5	216		28		
407. Etobicoke, .....	3483	743	140	804	1654		102	20	8	4	1
Total of York, .....	48944	7749	3111	10141	33961	62	2049	119	235	4	22

CITY OF

408. St. David's Ward, .....	4394	608	242	1777	1551	95	90				
409. St. Lawrence Ward, .....	3365	559	294	1275	1064	20	99				
410. St. James Ward, .....	6479	998	459	2497	2164	62	231				
411. St. Patrick's Ward, .....	8121	1425	551	2713	2668	66	563				
412. St. Andrew's Ward, .....	5581	956	330	2012	1661	136	332				
413. St. George's Ward, .....	2101	328	217	680	670	88	69				
414. County Jail, .....	92	17	12	44	14		5				
415. General Dispensary, .....	12	1		7	4						
416. Maternity Hospital, .....	4		1	2	1						
417. Toronto University, .....	39	4		12	23						
418. U. C. College, .....	92	17		13	56		2				
419. Toronto Hospital, .....	71	9	7	53	1		1				
420. Lunatic Asylum, .....	351	38	52	189	58		9				
421. House of Industry, .....	58	7	2	25	16		3				
422. Lying in Hospital, .....	15		2	6	5		1				
Total of Toronto, City, ...	30775	4958	2169	11305	9956	467	1405				

CENSUS, BY ORIGIN, 1851-2.

WENTWORTH.—(Continued.)

East Indies.	Germany and Holland.	France.	Italy and Greece.	Spain and Portugal.	Sweden and Norway.	Russia, Poland, and Prussia.	Switzerland.	Austria and Hungary.	Guernsey.	Jersey & other British Islands.	All other Places.	These two Heads are included in other columns.		At Sea.	Not Known.
												Coloured Persons.	Indians.		
		2									1				11
1	15	2			1						5			2	9
	3	2						1			1				
1	13						1			1	9			4	2
		2	1												15
3	60	12	1		1		2	1		1	19			10	42

YORK.

										1	10			2	54
2	58	2								4	2			8	10
	51	7									19				89
	22										6				
	2										9			2	
	11										5			2	
											6			2	
	2										3			2	
2	146	9							6	1	60			16	153

TORONTO.

	3												28		
	21												42		
	16												52		
	31												104		
	36												118		
	4												45		
	2												4		
													3		
													5		
													1		
	113												402		

No. I.—UPPER CANADA PERSONAL  
CITY OF

TOWNSHIPS, &c.	Total Population.	England and Wales.			Natives of Canada.		United States.	Nova Scotia & Prince Edward Island.	New Brunswick.	Newfoundland.	West Indies.
		Scotland.	Ireland.	Not of French Origin.	French Origin.						
423. Sydenham Ward.	1929	183	144	720	735	73	35				
424. Rideau.	1868	259	61	771	713	3	42				
425. Frontenac.	1729	220	121	504	791	3	66				
426. Cataract.	1658	172	50	611	684	38	68				
427. Ontario.	1520	160	46	642	538	45	69				
428. St. Lawrence.	1191	152	45	455	462	22	36				
429. Victoria.	1519	156	62	624	609	13	41				
430. Hotel Dieu.	45	1		7	23		1				
431. General Hospital.	32	3		26	2		1				
432. Queen's College.	18		7	1	8		1				
433. House of Industry.	35	2	1	18	13		1				
434. Jail.	21	3		9	4		4				
435. College of Regiopolis.	20			8	11						
Total of Kingston, City,	11585	1311	537	4396	4593	210	365				

CITY OF

436. St. Patrick's Ward.	3128	418	210	1209	1024	8	135	19	13	4	
437. St. Mary's Ward.	2978	562	396	789	988		148	3		1	3
438. St. Andrew's Ward.	3339	547	241	1338	930	2	228	11	11	3	5
439. St. Lawrence Ward.	3386	354	210	740	827	7	134	2	4		2
440. St. George's Ward.	2223	390	315	577	813		86	1	10		2
441. Gaol.	58	4	4	35	10		4				
Total of Hamilton,	14112	2272	1276	4689	4592	17	735	38	38	8	15

TOWN OF

442. East Ward.	2599	67	101	779	675	961	7	2		1	
443. West Ward.	2083	186	142	770	845	73	37	2		2	4
444. Centro Ward.	3078	76	64	937	900	1022	56	7	2		1
Total of Bytown, Town,	7760	329	307	2486	2420	2056	100	11	7	3	5

TOWN OF

445. St. George's Ward.	1212	204	77	418	465		35				3
446. St. Patrick's Ward.	2592	468	253	655	1031		147				7
447. St. Andrew's Ward.	2083	409	314	446	715		166				12
448. St. David's Ward.	1148	253	68	358	409		46				3
Total of London, Town,	7035	1334	712	1877	2620		394				26

CENSUS, BY ORIGIN, 1851-2.  
KINGSTON.

East Indies.	Germany and Holland.	France.	Italy and Greece.	Spain and Portugal.	Sweden and Norway.	Russia, Poland, and Prussia.	Switzerland.	Austria and Hungary.	Guernsey.	Jersey and other British Islands.	All other Places.	These two Heads are included in other columns.		At Sea.	Not known.
												Coloured Persons.	Indians.		
	3										36				
	13										6				
	1										23				
	7										28				
											20				
	8										11				
	1										13				
											1				
											1				
											1				
											1				
	33										140				

HAMILTON.

	24	5	2			1				4	5			1	46
2	12	4									9				50
	1	7		3	1				3	4				2	10
	10	2								2	16				68
6	3	2			3					4	8			2	
	1														
8	51	20	2	3	4	1	11		3	14	38			5	174

BYTOWN.

		1			2				1					1	1
	1	6			1	1	1			1	1				
2		10													
	2	1	17	17		3	1	1		1	1	7			1

LONDON.

3															1
5										2	3			1	20
4										1	12			2	2
5											4			1	
17										3	24			5	23

NO. I.—UPPER CANADA PERSONAL  
COUNTY OF

TOWNSHIPS, &c.	Total Population.	England and Wales.	Scotland.	Ireland.	Natives of Canada.		United States.	Nova Scotia & Prince Edward Island.	New Brunswick.	Newfoundland.	West Indies.
					Not of French Origin.	French Origin.					
449. Lancaster,.....	4023	15	488	122	3080	286	20	2	4	.....	1
450. Charlottenburgh,.....	5557	31	532	152	3931	843	62	2	1	.....	.....
451. Lechiel,.....	4174	22	759	75	2924	366	14	12	1	1	.....
452. Kenyon,.....	3842	3	832	44	2807	132	14	9	.....	.....	.....
Total of Glengary,.....	17596	71	2611	393	12742	1627	110	25	6	1	1

## ERRATA.—PERSONAL CENSUS OF UPPER CANADA.

- Page 7. County of Elgin, not known, should be 17 instead of 7.  
Page 10. County of Grey—1 too many from West Indies.  
Page 12. County of Huron—Total English, 2190 instead of 2140.  
Page 14. County of Kent—Total Irish, 1218 instead of 1398.  
Page 14. County of Raleigh—1 not known.  
Page 17. County of Leeds—Not known, should be 16 not 7.  
Page 22. City of Hamilton, Total St. Lawrence Ward 2386. Total Scotch, 1976 instead of 1276.  
English in St. Lawrence Ward, 739—740. Total English, 4687—4688.

CENSUS, BY ORIGIN, 1851-2.  
GLENGARY.

East Indies.	Germany and Holland.	France.	Italy and Greece.	Spain and Portugal.	Sweden and Norway.	Russia, Poland, and Prussia.	Switzerland.	Austria and Hungary.	Guernsey.	Jersey and other British Islands.	All other Places.	These two Heads are included in other columns.		At Sea.	Not Known.
												Coloured Persons.	Indians.		
.....	.....	.....	.....	.....	.....	.....	.....	.....	.....	.....	4	.....	.....	1	.....
.....	.....	.....	.....	.....	.....	.....	.....	.....	.....	.....	3	.....	.....	.....	.....
.....	.....	1	.....	.....	.....	.....	.....	.....	.....	.....	.....	.....	.....	.....	.....
.....	.....	1	.....	.....	.....	.....	.....	.....	.....	.....	7	.....	.....	1	.....

## UNDER THE HEAD "OTHER COUNTRIES" ARE INCLUDED.

Africa,.....	264	Hanover,.....	16
Australia,.....	18	Heligoland,.....	1
Arabia,.....	4	Hesse Cassel,.....	17
Asia,.....	23	Hamburg,.....	8
Antigua,.....	9	Cape Breton,.....	63
Belgium,.....	11	Netherlands,.....	114
Bavaria,.....	138	North West Territory,.....	35
Baden,.....	22	St. Helena,.....	14
Bohemia,.....	11	Malta,.....	20
Barbadoes,.....	26	Sicily,.....	8
Cape of Good Hope,.....	19	New S. Wales,.....	10
Corfu,.....	4	Wertenburg,.....	28
China,.....	12	Saxony,.....	26
Ceylon,.....	8	Hamburg,.....	3
Darmstadt,.....	4	Saxe Cobourg,.....	14
Dutch Guiana,.....	6	Mexico,.....	16
Egypt,.....	6	Madeira,.....	22
Flanders,.....	64	Port Augusta,.....	2
Gibraltar,.....	121	Oregon,.....	13
Guiana, B. I.,.....	2	Orkney,.....	87
Guiana, Cost.,.....	8	Cuba,.....	42

GENERAL ABSTRACT OF

Table with columns: COUNTIES, &c., Total Population, England and Wales, Scotland, Ireland, Natives of Canada (French Origin, United States, Nova Scotia & Prince Edward Island, New Brunswick, Newfoundland, West Indies).

ORIGINS.—UPPER CANADA.

Table with columns: East Indies, Germany and Holland, France, Italy and Greece, Spain and Portugal, Sweden and Norway, Russia, Poland, and Prussia, Switzerland, Austria and Hungary, Guernsey, Jersey and other British Islands, All other Places, Coloured Persons, Indians, At Sea, Not known.

\* In several Counties these divisions were not given in the abstracts; they appear in the general

abstract of ages. There are about 8,000 colored persons in Western Canada.



---

APPENDIX

TO

CENSUS OF CANADA,

No. 2.

---

RELIGIOUS CENSUS

OF

UPPER-CANADA.

---

No. II.—UPPER CANADA PERSONAL  
COUNTY OF

TOWNSHIPS, &c.	Total Population.	Church of England.	Church of Scotland.	Church of Rome.	Free Church Presbyterians.	Other Presbyterians.	Wesleyan Methodists.	Episcopal Methodists.	New Connexion Methodists.	Other Methodists.	Baptists.
1. Amherst Island,.....	1287	380	.....	360	482	.....	55	.....	.....	.....	1
2. Camden,.....	6975	1187	651	858	688	.....	1906	1437	.....	.....	17
3. Earnestown,.....	5111	956	47	386	603	.....	2282	460	.....	12	21
4. Sheffield,.....	1792	348	19	456	187	.....	285	446	.....	.....	20
Total of Addington,.....	15165	2871	717	2060	1960	.....	4528	2343	.....	12	59

COUNTY OF

5. Brantford,.....	6410	1687	87	519	42	906	1029	281	41	641	516
6. Brantford, Town,.....	3877	1212	20	744	2	494	2	2	.....	638	380
7. Burford,.....	4433	1458	22	266	65	311	427	240	.....	707	537
8. Dumfries, South,.....	4297	363	176	865	219	816	8	.....	.....	1046	618
9. Oakland,.....	840	80	4	54	.....	37	69	170	31	.....	237
10. Onondaga,.....	1858	704	158	147	102	189	131	72	24	167	125
11. Paris, Village,.....	1890	408	.....	332	100	391	57	.....	.....	235	192
12. Tuscarora,.....	1821	733	48	2	.....	583	44	.....	.....	71	154
Total of Brant,.....	25426	6645	515	2929	530	3144	2309	809	96	3505	2759

COUNTY OF

13. Arran,.....	149	.....	.....	1	.....	99	.....	.....	.....	.....	.....
14. Brant,.....	621	313	.....	22	62	124	60	.....	.....	.....	.....
15. Bruce,.....	100	2	.....	10	.....	70	18	.....	.....	.....	.....
16. Carriok,.....	not settled	.....	.....	.....	.....	.....	.....	.....	.....	.....	.....
17. Culross,.....											
18. Elderslie,.....	14	13	.....	.....	.....	1	.....	.....	.....	.....	.....
19. Greenock,.....	244	91	.....	40	.....	36	58	.....	.....	.....	.....
20. Huron,.....	236	101	.....	17	.....	81	22	.....	.....	.....	.....
21. Kincardine,.....	1149	317	65	36	17	539	125	13	.....	.....	21
22. Kinloss,.....	47	34	.....	.....	.....	2	11	.....	.....	.....	.....
23. Saugeen,.....	277	80	.....	11	.....	98	87	.....	.....	.....	.....
Total of Bruce,.....	2837	941	65	137	79	951	480	13	.....	.....	21

COUNTY OF

24. Fitzroy,.....	2807	1172	593	821	.....	83	195	.....	.....	.....	12
25. Gloucester,.....	3005	633	370	1344	351	5	267	18	.....	.....	6
26. Goulbourne,.....	2525	1065	332	533	123	.....	460	.....	.....	.....	1
27. Gower, North,.....	1777	706	.....	416	301	.....	307	9	1	.....	22
28. Huntley,.....	2519	1028	437	945	.....	.....	104	.....	.....	.....	.....
29. March,.....	1125	629	85	379	6	.....	35	.....	.....	.....	.....

CENSUS, BY RELIGION, 1851-2.  
ADDINGTON.

Lutherans.	Congregationalists.	Quakers.	Bible Christians.	Christians.	Second Adventists.	Protestants.	Disciples.	Jews.	Menonists and Turners.	Universalists.	Unitarians.	Mormons.	Not known.	No Creed given.	Other Creeds not classed.
.....	.....	.....	.....	.....	.....	.....	.....	.....	.....	.....	8	1	.....	.....	.....
12	.....	.....	9	.....	2	.....	.....	.....	.....	15	.....	15	.....	1	8
.....	.....	87	9	.....	.....	.....	.....	.....	.....	1	.....	.....	.....	3	4
4	.....	5	.....	.....	.....	.....	.....	.....	.....	1	.....	.....	.....	21	.....
16	.....	92	17	.....	2	.....	.....	.....	.....	17	8	16	25	12	410

BRANT.

13	85	12	5	66	.....	8	.....	.....	.....	18	.....	.....	.....	18	95	341
.....	314	9	.....	.....	.....	.....	.....	.....	.....	15	.....	.....	.....	2	39	4
.....	41	50	.....	.....	.....	.....	8	.....	.....	27	.....	8	.....	.....	117	131
.....	28	18	7	.....	.....	12	1	.....	8	.....	.....	.....	.....	79	8	25
.....	128	13	.....	.....	.....	.....	.....	.....	.....	.....	.....	.....	.....	79	13	.....
.....	2	.....	.....	.....	.....	.....	.....	.....	.....	9	6	.....	.....	3	6	13
.....	125	1	.....	1	.....	9	.....	.....	.....	6	.....	.....	.....	12	18	3
.....	.....	.....	.....	.....	.....	.....	.....	.....	.....	.....	.....	.....	.....	.....	.....	186
13	723	103	12	67	.....	29	9	.....	26	75	6	9	114	296	703	.....

BRUCE.

40	.....	.....	.....	.....	.....	.....	.....	.....	.....	.....	.....	.....	.....	.....	49	.....
.....	.....	.....	.....	.....	.....	.....	.....	.....	.....	.....	.....	.....	.....	.....	.....	.....
11	.....	.....	.....	.....	.....	.....	.....	.....	.....	.....	.....	.....	.....	.....	.....	8
15	.....	.....	.....	.....	.....	.....	.....	.....	.....	.....	.....	.....	.....	.....	.....	.....
2	.....	.....	.....	.....	.....	.....	.....	.....	7	.....	.....	.....	.....	.....	12	5
1	.....	.....	.....	.....	.....	.....	.....	.....	.....	.....	.....	.....	.....	.....	.....	.....
69	.....	.....	.....	.....	.....	.....	.....	.....	.....	7	.....	.....	.....	.....	61	13

CARLETON.

.....	.....	.....	.....	.....	.....	.....	.....	.....	.....	10	.....	.....	.....	1	.....	.....
.....	.....	.....	.....	.....	.....	.....	.....	.....	1	.....	.....	.....	.....	.....	.....	10
.....	1	3	.....	.....	.....	.....	.....	.....	.....	.....	.....	.....	1	1	5	.....
.....	.....	.....	.....	.....	.....	.....	.....	.....	.....	.....	.....	.....	.....	.....	12	3
.....	.....	.....	.....	.....	.....	.....	.....	.....	.....	.....	.....	.....	.....	.....	1	4





No. II.—UPPER CANADA PERSONAL

COUNTY OF

TOWNSHIPS, &c.	Total Population.	Church of England.	Church of Scotland.	Church of Rome.	Free Church Presbyterians.	Other Presbyterians.	Wesleyan Methodists.	Episcopal Methodists.	New Connexion Methodists.	Other Methodists.	Baptists.
57. Maidstone, .....	1167	168	62	781	17	6	9			97	21
58. Malden, .....	1315	169		579	10	107		5		193	144
59. Mersea, .....	1193	409		57		9				474	193
60. Rochester, .....	1788	109		570	4	7				73	12
61. Sandwich, .....	4928	734	68	3471		87	32			183	138
62. Amherstburg, Town, .....	1880	504		897		213				111	154
63. Tilbury West, .....	675	137	1	444	44	1				18	15
Total of Essex, .....	16817	3354	131	7669	78	584	286	126	9	2630	1380

COUNTY OF

64. Barrie, .....	1118	122	637	1	124	204	23				3
65. Bedford, .....											
66. Clarendon, .....											
67. Kennebec, .....											
68. Palmerstone, .....											
69. Olden, .....											
70. Oso, .....	5235	1274	1170	63	779	1096	450			8	21
71. Kingston, .....											
72. Loughborough, .....											
73. Pittsburg, .....											
74. Howe Island, .....											
75. Portland, .....											
76. Hinchinbrooke, .....											
77. Sturtington, .....											
78. Wolfe Island, .....											
Total of Frontenac, .....											

COUNTY OF

79. Lancaster, .....	4023	93	1257	2431	237					16	3
80. Charlottenburgh, .....	5557	174	2279	2727	317					7	13
81. Lochiel, .....	4174	45	1114	1904	775	13				1	254
82. Kenyon, .....	3842		931	1808	968						89
Total of Glengary, .....	17596	312	5581	8870	2297	13				24	359

COUNTY OF

83. Normanby, .....	539	129		150	150		21			34	1
84. Bentinck, .....	1272	215	230	41	106	34	22	2		4	2
85. Sullivan, .....	538	86		81	120	52	20			51	
86. Derby, .....	471	55	20	8	27		25				4
87. Sydenham, .....	2432	369	190	302	722	17	198				68
88. Holland, .....	954	326		142	208	22	137	15		20	5
89. Gleneig, .....	1250	223	383	114	303	4	65			4	39
90. Egermont, .....	665	39	10	22	43		26			6	5

CENSUS BY RELIGION, 1851-2.

ESSEX,—(Continued.)

Lutherans.	Congregationalists.	Quakers.	Bible Christians.	Christians.	Second Adventists.	Protestants.	Disciples.	Jews.	Menonists and Tunkers.	Universalists.	Unitarians.	Mormons.	Not known.	No Creed given.	Other Creeds not classed.
				1						7				5	1
					3					10				15	23
9	3									5	4		2	96	6
														5	74
														11	1
13	7	1		25	11	30	1			22	51	22	26	242	119

FRONTENAC.

	4														
6	11	58			26			2		4	5			206	56
	5	21		1							1			17	1
		10													
		10								1					1
		30		1				5						2	10
2				8	4					27	5			44	17
8	20	129		10	30			7		32	11			271	84

GLENGARY.

	1								1						
	15									14				1	1
2	37													5	18
	37														8
2	90									1	14			1	26

GREY.

3	4				2				2		3	1	4		54
															128
	2	2							4						324
	7				1				16						542
															60
		5									4				104
	1				1										511





No. II.—UPPER CANADA PERSONAL  
COUNTY OF

TOWNSHIPS, &c.	Total Population.	Church of England.	Church of Scotland.	Church of Rome.	Free Church Presbyterians.	Other Presbyterians.	Wesleyan Methodists.	Episcopal Methodists.	New Connexion Methodists.	Other Methodists.	Baptists.
156. Raleigh	2460	603	11	601	109	169	515	139	50	7	198
157. Romney	1023 with 2070	150 Cam 333	30 den. 78	282	131	73	34	11	280	3	
158. Tilbury, East				282	131	73	34	11	280	3	
159. Zone				282	131	73	34	11	280	3	
160. Chatham, Town	2070	333	78	357	124	115	73	231	468	201	
Total of Kent	17469	3304	823	2868	1010	1314	1325	1362	286	2282	1777

COUNTY OF

161. Bosanquet	1093	134	45	5	219	314	6	215	
162. Brooke	511	165	3	207	67	6	45		
163. Dawn	556	160	4	98	97	140	32		
164. Euniskillen	238	75	14	29	80	29	29		
165. Euphemia	1457	464	126	221	145	214	253		
166. Moore	1258	372	9	320	304	176	31		
167. Plympton	1511	351	203	531	247	4	100		
178. Sarnia	1384	196	129	90	356	333	170		
179. Sombra	738	70	5	74	153	352	64		
170. Warwick	2069	617	243	43	366	400	135		
Islands									
Total of Lambton	10815	2604	146	1119	58	2484	2211	391	1079

COUNTY OF

171. Bathurst	2868	906	578	876	327	29	178	61			
172. Sherbrooke, South	487	265	15	59	33	108	143				
173. Beckwith	2540	848	515	235	564	70	161				
174. Burgess, North	1110	121	261	560	71	38	28				
175. Dalhousie	1421	46	540	129	550	12	71				
176. Sherbrooke, North	399	10	189	124	19	35					
177. Lavant	98	80	18	103							
188. Drummond	2648	924	678	563	62	6	235	1	103		
189. Elmsley, North	2031	655	614	295	48	93	196	2	34	58	
180. Lanark	2649	421	1036	359	116	16	237	2	2	196	
181. Darling	670	92	329	181	22	7	20				
182. Montague	3356	1424	263	646	59	105	547	96	6	19	
183. Pakenham	1868	544	425	485	30	100	247	1	36		
184. Ramsay	3256	677	638	547	803	106	439	1	88		
185. Perth, Town	1916	511	388	440	334	15	95	2	2	88	
Total of Lanark	27317	7444	6549	5393	3021	590	2583	112	45	7	792

CENSUS, BY RELIGION, 1851-2.  
KENT.—(Continued.)

Lutherans.	Congregationalists.	Quakers.	Bible Christians.	Christians.	Second Adventists.	Protestants.	Disciples.	Jews.	Menonists and Tunkers.	Universalists.	Unitarians.	Mormons.	Not known.	No Creed given.	Other Creeds not classed.
		2								19	10	6	2	9	10
	5									2			19	3	
5	34			1			3			8			1	6	32
7	132	29	1	13		1	4		7	124	12	7	52	312	417

LAMBTON.

8	16	54		3					15	9	4		4	1	47
	11									18					14
	1													4	6
		27									1				1
	26			1									14	5	
1	62			4					1				5	1	1
2	74	4							1	3			6	3	
	125	1							35	7	8		8	74	7
11	315	86		8					51	38	13		37	88	76

LANARK.

										1				1	2
											7			3	
1	1												1	1	
	9									54				13	
	1										2		3	70	
	18									3			5	3	
	219	17								2			11	17	
	1	1											4	3	
	1									21			8	160	5
	4	1								2			20	11	
										16			14	9	
											13		21	2	
1	254	19								99	22		86	290	10



No. II.—UPPER CANADA PERSONAL  
COUNTY OF

Table with 12 columns: TOWNSHIPS, &c., Total Population, Church of England, Church of Scotland, Church of Rome, Free Church Presbyterians, Other Presbyterians, Wesleyan Methodists, Episcopal Methodists, New Connexion Methodists, Other Methodists, Baptists.

COUNTY OF

Table with 12 columns: TOWNSHIPS, &c., Total Population, Church of England, Church of Scotland, Church of Rome, Free Church Presbyterians, Other Presbyterians, Wesleyan Methodists, Episcopal Methodists, New Connexion Methodists, Other Methodists, Baptists.

COUNTY OF

Table with 12 columns: TOWNSHIPS, &c., Total Population, Church of England, Church of Scotland, Church of Rome, Free Church Presbyterians, Other Presbyterians, Wesleyan Methodists, Episcopal Methodists, New Connexion Methodists, Other Methodists, Baptists.

CENSUS, BY RELIGION, 1851-2.  
MIDDLESEX.—(Continued.)

Table with 16 columns: Lutherans, Congregationalists, Quakers, Bible Christians, Christians, Second Adventists, Protestants, Disciples, Jews, Menonists and Tunkers, Universalists, Unitarians, Mormons, Not known, No Creed given, Other Creeds not classed.

NORTHUMBERLAND.

Table with 16 columns: Lutherans, Congregationalists, Quakers, Bible Christians, Christians, Second Adventists, Protestants, Disciples, Jews, Menonists and Tunkers, Universalists, Unitarians, Mormons, Not known, No Creed given, Other Creeds not classed.

NORFOLK.

Table with 16 columns: Lutherans, Congregationalists, Quakers, Bible Christians, Christians, Second Adventists, Protestants, Disciples, Jews, Menonists and Tunkers, Universalists, Unitarians, Mormons, Not known, No Creed given, Other Creeds not classed.

No. II.—UPPER CANADA PERSONAL  
COUNTY OF

TOWNSHIPS, &c.	Total Population.	Church of England.	Church of Scotland.	Church of Rome.	New Church Presbyterians.	Other Presbyterians.	Wesleyan Methodists.	Episcopal Methodists.	New Connexion Methodists.	Other Methodists.	Baptists.
242. Whitby, . . . . .	7996	1723	111	633	147	991	351	350	1302	322	
243. Pickering, . . . . .	6737	1203	190	679	48	988	787	28	336	378	
244. Uxbridge, . . . . .	2289	531	41	76	11	286	29	46	415	288	
245. Reach, . . . . .	3897	1196	8	274	4	618	528	467	305	180	
246. Brock, . . . . .	3516	834	388	334	314	365	313	16	356	182	
247. Thorah, . . . . .	1146	153	587	92	38	215	8	8	6	9	
248. Mara, . . . . .											
249. Rama, . . . . .	1403	110		506	129	470	174				
250. Scugog, . . . . .	415	90		9		10		42	134	12	
251. Scott, . . . . .	1028	284	274	22	51	49	51		132	31	
252. Georgina, . . . . .	1005	371	2	249	4	156	23	13	47	3	
253. Oshawa, . . . . .	1142	201	28	231	9	156	246	3	15	18	
Total of Ontario, . . . . .	30576	6696	1629	3155	755	4304	2510	973	7	3048	1423

COUNTY OF

254. Zorra, East, . . . . .	3200	592	1	70	764	261	225	6	273	666	
255. Zorra, West, . . . . .	3302	228	25	83	782	1629	116	164	67	138	
256. Oxford, North, . . . . .	1378	338	38	181	178	147	114	30	128	179	
257. Oxford, East, . . . . .	2210	520	60	202	218	56	343	363	3	329	
258. Oxford, West, . . . . .	1894	353		96	30	322	175	274	129	473	
259. Dereham, . . . . .	3644	597	3	539	40	222	521	497	301	118	772
260. Norwich, . . . . .	5239	786	104	326	141	127	591	667	11	670	710
261. Blenheim, . . . . .	4995	716	78	263	555	445	793	327	1	318	719
262. Blandford, . . . . .	1356	480	95	44	129	246	104	30		76	46
263. Nissouri, East, . . . . .	2118	282		153	448	542	112	244		15	218
264. Woodstock, Town, . . . . .	2112	643	78	219	525	52	304	16		29	197
265. Ingersol, Town, . . . . .	1190	230		218	42	114	123	142		72	132
Total of Oxford, . . . . .	32638	5760	482	2194	3852	4183	3521	2760	316	1896	4579

COUNTY OF

266. Albion, . . . . .	4281	1799	161	684	162	230	863	4	269	8	
267. Caledon, . . . . .	3707	829	580	368	583	432	206	112	126	7	156
268. Chingacousy, . . . . .	7469	1597	365	356	860	1183	1421	537	34	446	463
269. Toronto, . . . . .	7539	2784	319	912	764	267	1639	425	38	178	99
270. Toronto, Gore, . . . . .	1820	721	7	428	51	79	256			265	2
Total of Peel, . . . . .	24816	7720	1422	2748	2420	2191	4385	1078	198	1165	728

CENSUS, BY RELIGION, 1851-2.  
ONTARIO.

Lutherans.	Congregationalists.	Quakers.	Bible Christians.	Christians.	Second Adventists.	Protestants.	Disciples.	Jews.	Menonists and Tunkers.	Universalists.	Unitarians.	Mormons.	Not known.	No Creed given.	Other Creeds not classed.
11	253	99	21	457	38		54		153	22	1			1121	
17	54	286	93	163	19		67		7	5				1242	
3	40	201	15	188				1	9	10				80	
7	32	39	104	9	74		2		3				7	37	
7	153		10				15		9		2			170	
14	24														
		7	15	10			3								83
	9	38	35	9					15						28
		15		110						1					11
	15	1		75			72			4			9	59	
52	580	686	293	1021	131		213	1	182	46	18		22	2331	

OXFORD.

120	3			10					159	3		7			30
11	1			2						7				16	29
	3								2	1	2			8	31
	18	6	7								6			12	56
	5	8								17					12
3	41	23							3	87	33			30	14
	74	681		78			23			25				160	65
72	18	13		44						11				7	394
2	2									75					16
		4		18							39	7	1		24
6	28														9
314	159	735	7	152			23		447	207	50	8	238	650	105

PEEL.

11	66	1													34
	220														77
	12			21					4				1		86
	45	24		6						1					11
11	343	25		27					39	4	1		1		220
															90





No. II.—UPPER CANADA PERSONAL

COUNTY OF

TOWNSHIPS, &c.	Total Population.	Church of England.	Church of Scotland.	Church of Rome.	Free Church Presbyterians.	Other Presbyterians.	Wesleyan Methodists.	Episcopal Methodists.	New Connexion Methodists.	Other Methodists.	Baptists.
302. Ameliasburg, .....	3286	643	20	125	71	107	1584	346	61	.....	68
303. Athol, .....	1621	327	.....	173	112	.....	649	46	9	.....	20
304. Hallowell, .....	3203	614	.....	329	46	87	704	317	122	.....	12
305. Illier, .....	2962	697	.....	230	137	97	1067	137	17	.....	68
306. Marysburg, .....	3512	629	11	351	219	.....	1421	521	257	.....	13
307. Sophiasburg, .....	2734	306	.....	159	260	75	1025	600	83	.....	6
308. Picton, Town, .....	1569	445	.....	366	275	6	370	43	7	.....	8
Total of Prince Edward, .....	18887	3661	31	1733	1120	372	6820	2010	556	.....	198

COUNTY OF

309. Admaston, .....	685	62	114	394	103	.....	15	.....	.....	.....	.....
310. Bagot, .....	734	73	153	282	148	.....	73	.....	.....	.....	9
311. Blitchfield, .....	200	28	93	50	6	1	21	.....	.....	.....	.....
312. Bromley, .....	687	78	73	528	.....	.....	1	.....	.....	.....	7
313. Horton, .....	1142	328	324	229	120	.....	23	99	.....	.....	5
314. Ross, .....	708	217	178	173	38	2	4	64	.....	.....	9
315. McNab, .....	1513	109	510	295	549	8	11	.....	.....	.....	23
316. Westmeath, .....	1152	246	302	411	8	1	181	.....	.....	.....	1
317. Pembroke, .....	633	89	19	222	197	.....	102	.....	.....	.....	.....
318. Stafford, .....	281	94	23	99	38	.....	19	8	.....	.....	.....
319. Brougham, .....	438	35	.....	379	13	.....	11	.....	.....	.....	.....
320. Grattan, .....	554	136	111	277	.....	6	24	.....	.....	.....	.....
321. Wilberforce, .....	688	284	88	168	102	1	35	.....	.....	.....	10
Total of Renfrew, .....	9415	1779	1988	3507	1322	19	520	171	.....	.....	58

COUNTY OF

322. Cumberland, .....	1659	395	417	668	16	.....	119	12	.....	.....	20
323. Clarence, .....	508	45	48	174	23	56	9	1	.....	.....	151
324. Cambridge, .....	200	36	77	47	7	.....	32	.....	.....	.....	.....
325. Russell, .....	503	134	23	97	.....	120	57	.....	.....	.....	3
Total of Russell, .....	2870	610	565	986	46	176	217	13	.....	.....	174

COUNTY OF

326. Orillia and Matchedash, ..	725	313	3	187	146	.....	.....	.....	.....	.....	51
327. Tay, .....	600	209	.....	257	.....	12	.....	.....	.....	.....	122
328. Medonte, .....	1116	346	.....	298	.....	328	109	.....	.....	.....	25
329. Oro, .....	2027	530	.....	69	917	.....	.....	.....	.....	.....	389
330. Vespra, .....	626	75	.....	179	62	66	.....	.....	.....	.....	75

CENSUS, BY RELIGION, 1851-2.

PRINCE EDWARD.

Lutherans.	Congregationalists.	Quakers.	Bible Christians.	Christians.	Second Adventists.	Protestants.	Disciples.	Jews.	Menonists and Tunkers.	Universalists.	Unitarians.	Mormons.	Not known.	No Creed given.	Other Creeds not classed.
.....	1	61	.....	.....	69	2	85	.....	.....	29	.....	.....	.....	12	2
.....	.....	56	.....	.....	.....	.....	95	.....	.....	121	.....	.....	.....	10	.....
.....	.....	784	.....	.....	15	.....	54	.....	.....	83	.....	.....	.....	8	28
.....	13	301	.....	.....	.....	30	83	.....	.....	16	.....	.....	11	57	1
.....	5	23	.....	.....	.....	.....	24	.....	.....	18	.....	.....	.....	19	1
.....	.....	110	.....	.....	.....	.....	18	.....	.....	11	1	.....	.....	80	.....
.....	12	29	.....	.....	.....	.....	.....	.....	.....	5	1	.....	.....	.....	2
.....	31	1364	.....	.....	84	32	359	.....	.....	283	2	.....	22	206	6

RENFREW.

.....	1	.....	.....	.....	.....	.....	.....	.....	.....	.....	.....	.....	.....	4	.....
.....	.....	2	.....	.....	.....	.....	.....	.....	.....	.....	.....	.....	.....	.....	1
.....	.....	.....	.....	.....	.....	.....	.....	.....	.....	.....	.....	.....	.....	.....	11
.....	.....	3	.....	.....	.....	.....	.....	.....	.....	21	.....	.....	.....	2	.....
.....	.....	.....	.....	.....	.....	.....	.....	.....	.....	2	.....	.....	.....	.....	.....
.....	.....	.....	.....	.....	.....	.....	.....	.....	.....	.....	.....	.....	.....	4	.....
.....	.....	.....	.....	.....	.....	.....	.....	.....	.....	.....	.....	.....	.....	.....	.....
.....	1	5	.....	.....	.....	.....	.....	.....	.....	23	.....	.....	.....	10	12

RUSSELL.

.....	6	.....	.....	.....	.....	.....	.....	.....	.....	.....	.....	.....	.....	5	.....
.....	1	.....	.....	.....	.....	.....	.....	.....	.....	.....	.....	.....	.....	.....	.....
.....	.....	.....	.....	.....	.....	.....	.....	.....	.....	69	.....	.....	.....	.....	.....
.....	1	7	.....	.....	.....	.....	.....	.....	.....	70	.....	.....	.....	5	.....

SIMCOE.

.....	14	1	.....	.....	.....	.....	.....	.....	.....	.....	.....	.....	.....	2	.....
.....	.....	.....	.....	.....	.....	.....	.....	.....	.....	.....	.....	.....	.....	9	.....
.....	1	.....	.....	.....	.....	.....	.....	.....	.....	.....	.....	.....	.....	2	6
.....	39	.....	.....	.....	.....	.....	.....	.....	.....	.....	.....	.....	.....	.....	.....
.....	1	.....	.....	.....	.....	.....	.....	6	.....	.....	.....	.....	.....	.....	.....







No. II.—UPPER CANADA PERSONAL,  
CITY OF

TOWNSHIPS, &c.	Total Population.	Church of England.	Church of Scotland.	Church of Rome.	Free Church Presbyterians.	Other Presbyterians.	Wesleyan Methodists.	Episcopal Methodists.	New Connexion Methodists.	Other Methodists.	Baptists.
421. Sydenham Ward, .....	1929	605	211	739	230	34	84	4			4
422. Rideau Ward, .....	1868	806	141	387	166	72	234	19			30
423. Frontenac Ward, .....	1729	606	150	394	135	98	247				15
424. Cataraqui, .....	1658	557	142	701	52	27	144				8
425. Ontario Ward, .....	1520	415	48	660	53	51	230	1			37
426. St. Lawrence Ward, .....	1191	383	59	401	79	61	140	1			35
427. Victoria Ward, .....	1519	697	88	329	321	9	87				6
428. Hotel Dieu, .....	45	1		44							
429. General Hospital, .....	32	12	2	18							
430. Queen's College, .....	18		17				1				
431. House of Industry, .....	35	23		6		1	5				
432. Gaol of, .....	21	4		14			3				
433. College Regiopolis, .....	20	1		19							
Total of Kingston, City, .....	11585	4110	858	3712	946	353	1175	25			135

CITY OF

434. St. Mary's Ward, .....	2978	800		750		714				481	154
435. St. Lawrence Ward, .....	2386	841		474		450				499	84
436. St. Andrew's Ward, .....	3339	1067		1118		529				452	146
437. St. George's Ward, .....	2223	680		449		605				321	81
438. St. Patrick's Ward, .....	3128	962		1164		362				491	70
Gaol, .....	58	14		26		8					8
Total of Hamilton, .....	14112	4364		3981		2668				2252	535

TOWN OF

439. East Ward, .....	2599	96	39	2016	68	107	13	10		106	
440. West Ward, .....	2083	550	81	677	60	234	79			201	22
441. Centre Ward, .....	3078	306	78	2105	67	94	54	19		62	1
Total of Bytown, .....	7760	952	198	4798	195	435	146	29		369	23

TOWN OF

442. St. George's Ward, .....	1212	302		356		136				74	15
443. St. Patrick's Ward, .....	2592	895		359		395				609	140
444. St. Andrew's Ward, .....	2083	650		267		378				307	178
445. St. David's Ward, .....	1148	354		197		140				123	38
Total of London, .....	7035	2201		1179		1049				1113	371

CENSUS, BY RELIGION, 1851-2.

KINGSTON.

Lutherans.	Congregationalists.	Quakers.	Bible Christians.	Christians.	Second Adventists.	Protestants.	Disciples.	Jews.	Manonits and Tun- kers.	Universalists.	Unitarians.	Mormons.	Not known.	N Creed given.	Other Creeds not classified.
	18														
	6														5
	42	1								7					28
2	22														2
	18														1
7	19	1									2				5
	38														2
															9
															26
9	163	2								7	2			22	66

HAMILTON.

	51									4					24
	21														17
	27														
	27		3						2	10					5
									2	13					34
	126		3						4	27					82
															70

BYTOWN.

	2			4		138									
	17			4		130					1	7			11
				3		255					7	2			15
	27			11		523					8	9			26
															11

LONDON.

	14			4		272					5	5			29
1	57			10		8					10	18			90
6	59	1		13		177					28		1		23
	14			23		210					1				42
7	144	1		50		667					44	23	1		184
															1



---

**ERRATA.—RELIGIOUS CENSUS OF UPPER CANADA.**

---

- Page 40. County of Bruce, Township of Kincardine, the Church of England should be 307 and not 317.
- Page 41. County of Brant, Township of Oakland, the 79 under Not Known, should be left out, and the 3 in the line below substituted.
- Page 43. The Total of Creed not Known, in Elgin, should be 133 in place of 43.—The one Mormon belongs to Mountain and not to Williamsburg.
- Page 46. County of Haldimand, the Total of Presbyterian Methodists should be 2185 in place of 2180.
- Page 47. County of Grenville, Total Universalists should be 93 and not 91.
- Page 52. The Total of Mosa should be 2075 in place of 2173, and the Church of Scotland 78 and not 178, making Total 1565 and not 1665.
- Page 54. The Total of Norfolk should be 21281 and not 21280—and the Total of not known should be 165 and not 164.

---

APPENDIX  
TO  
CENSUS OF CANADA,  
No. 3.

---

**LOWER-CANADA.**  
CENSUS BY ORIGIN.

---

---





## APPENDIX NO. 3.

## LOWER CANADA.

## CENSUS BY ORIGIN.

- |                  |                     |
|------------------|---------------------|
| 1. Beauharnois,  | 20. Ottawa,         |
| 2. Bellechasse,  | 21. Portneuf,       |
| 3. Berthier,     | 22. Quebec,         |
| 4. Bonaventure,  | 23. Richelieu,      |
| 5. Chambly,      | 24. Rimouski,       |
| 6. Champlain,    | 25. Rouville,       |
| 7. Dorchester,   | 26. St. Maurice,    |
| 8. Drummond,     | 27. Saguenay,       |
| 9. Gaspé,        | 28. Shefford,       |
| 10. Huntingdon,  | 29. Sherbrooke,     |
| 11. Kamouraska,  | 30. Stanstead,      |
| 12. Leinster,    | 31. St. Hyacinthe,  |
| 13. L'Islet,     | 32. Terrebonne,     |
| 14. Lotbinière,  | 33. Two Mountains,  |
| 15. Megantic,    | 34. Vaudreuil,      |
| 16. Missisquoi,  | 35. Verchères,      |
| 17. Montmorency, | 36. Yamaska,        |
| 18. Montreal,    | 37. Montreal, City, |
| 19. Nicolet,     | 38. Quebec, City.   |





No. II.—LOWER CANADA PERSONAL  
COUNTY OF

TOWNSHIPS, &c.	Total Population.	England and Wales.	Scotland.	Ireland.	Natives of Canada.		United States.	Nova Scotia & Prince Edward Island.	New Brunswick.	Newfoundland.	West Indies.
					Not of French Origin.	French Origin.					
71. Ste. Anne Lapérade.....	2481	2	1	2	14	2458					
72. St. François Xavier, Batiscan	955	1		1	11	941					
73. La Visitation, Champlain...	1923	3	2	6	20	1888	2				
74. Cap de la Madeleine.....	1123	3	5	2	54	1059					
75. St. Maurice.....	1648	1	12	4	148	1483					
76. Ste Geneviève, Batiscan....	2072	1	2	18	35	2014	1				
77. St. Stanislas & St. Narcisse	2832		3	4	37	2788					
78. St. Prosper.....	781		1	6	8	766					
79. Chantiers.....	81		1	1	8	69	1				
Total of Champlain.....	13896	11	27	44	335	13466	4				

COUNTY OF

80. St. Joseph, Point Lévi.....	1535	1	6	47	52	1426	1	1			
81. Notre Dame de la Victoire	4415	46	11	120	241	3973	5	1	14		
82. St. Jean Chrysostôme.....	2869	6	7	114	206	2534	2				
83. St. Nicolas.....	2719	9		30	57	2621	1				
84. St. Henri.....	9069	5	1	2	16	3044					
85. St. Anselme.....	3022	2		19	40	2960	1				
86. St. Isidore.....	2163	3		2	26	2132					
87. St. Lambert.....	902				21	881					
88. Ste. Claire.....	2464			11	34	2419					
89. Ste. Marguerite.....	2392	9	5	70	159	2148					
91. St. Bernard.....	1448	1		20	33	1394					
92. St. Elzéar.....	2365			54	98	2213					
93. Ste. Marie.....	3263	8	29	3	56	3165					
94. St. Joseph.....	2565	3		9	19	2533					
95. St. Frédéric.....	934					934					
96. St. François.....	2874			8	1	2864					
97. St. George.....	1394	22	16	52	120	1155					
98. Frampton.....	1993	18	7	690	1106	167	2			1	
99. Cranbourne.....	284	7	4	114	63	87	8				
100. Jersey.....	109			17	47	43					
101. Linière.....	294	13	1	65	94	97	3				
102. Marlow.....	23	2		12	6	1					
103. Rixborough.....	9					9					
Total of Dorchester.....	43105	155	87	1459	2495	38800	23	2	14	2	

COUNTY OF

104. Township of Aston.....	561	1	4		21	532	3				
105. Township of Acton.....	425		6	15	44	352	8				
106. Township of Warwick.....	643	4		29	160	443	7				
107. Township of Durham.....	2208	98	77	422	1133	418	59				

CENSUS, BY ORIGIN, 1851-2.  
CHAMPLAIN.

East Indies.	Germany and Holland.	France.	Italy and Greece.	Spain and Portugal.	Sweden and Norway.	Russia, Poland, and Prussia.	Switzerland.	Austria and Hungary.	Guernsey.	Jersey and other British Islands.	All other Places.	These two Heads are included in other columns.		At Sea.	Not Known.
												Coloured Persons.	Indians.		
	3	1													
	1												6		
		1				1							1		
														17	
	1												7		
	5	3				1							31		

DORCHESTER.

1													1		
	1			1									1		1
			1												
									1						
										1					
	1												1		
	29														
	1														
									1						
	2														
	2														19
															2
1	36	2	3			1				2		2	1		22

DRUMMOND.

															26

NO. II.—LOWER CANADA PERSONAL  
COUNTY OF

TOWNSHIPS, &c.	Total Population.	England and Wales.	Scotland.	Ireland.	Natives of Canada.		United States.	Nova Scotia & Prince Edward Island.	New Brunswick.	Newfoundland.	West Indies.
					Not of French Origin.	French Origin.					
108. Township of Grantham . . .	1401	33	13	104	270	972	2				
109. Township of Chester . . .	931					931					
110. Township of Wendover . . .	216	4	5	18	33	153	2				
111. Township of Simpson . . .	87				23	62	2				
112. Township of Tingwick . . .	981	14	13	216	507	164	64				
113. Township of Wickham . . .	574	7	22	95	238	192	10				
114. Township of Stanfold . . .	1418		1	2	10	1405					
115. Township of Arthabaska . . .	1470				4	1461	4				
116. Township of Horton . . .	89					89					
117. Township of Bulstrode . . .	307				1	306					
118. Township of South Ham . . .	142	12	1	6	54	62	7				
119. Township of Wotton . . .	663		1	5	34	622	1				
120. Township of Upton . . .	2184	11	2	40	51	2068	12				
121. Kingsey . . .	2262	83	29	198	709	1184	56				
Total of Drummond . . .	16562	267	174	1150	3293	11416	237				

COUNTY OF

122. Township of Newport . . .	348	1	2	10	76	253		2			
123. Do. No. 2 . . .	677	5	5	30	215	387	1	14	15		
124. Grande Rivière . . .	689	1	3	16	60	592		8	4		
125. Township of Percé . . .	2160	10	6	96	686	1271	1	16	6		
126. Township of Malbay . . .	780	3	10	11	315	376	1		5		
127. Township of Douglass . . .	819	9	8	82	645	65	3				
128. Township of York . . .	163	6		2	118	23		2			
129. Gaspé Bay, South . . .	443	25	7	31	332	5	3	8	9		
130. Gaspé Bay, North . . .	248	2	6	7	188	1	1	4	3		
131. Township of Sydenham . . .	40		2		38						
132. Cap Desrosiers . . .	785	5	5	16	250	423		1			
133. Township of Fox . . .	584	1	1		93	482					
134. Cap Chat, Ste. Anne des Monts . . .	966				4	895		1	2		
135. Magdalen Islands . . .	2202	8	4	11	133	1946	2	93	4		
Total of Gaspé . . .	10904	76	59	312	3153	6724	12	149	48		

COUNTY OF

136. Laprairie . . .	2152	19	25	23	57	2028					
137. Laprairie, Village . . .	1757	25	18	42	100	1552	18				
138. St. Constant . . .	2697	32	11	24	68	2560	1				
139. St. Philippe . . .	2480	15	13	29	53	2366	3				
140. St. Isidore . . .	2133					2133					
141. Ste. Philomène . . .	1971	1	15	8	32	1915					
142. Chateauguay . . .	2860	10	72	10	81	2183	4				

CENSUS, BY ORIGIN, 1851-2.

DRUMMOND.—(Continued.)

East Indies.	Germany and Holland.	France.	Italy and Greece.	Spain and Portugal.	Sweden and Norway.	Russia, Poland, and Prussia.	Switzerland.	Austria and Hungary.	Guernsey.	Jersey & other British Islands.	All other Places.	These two Heads are included in other columns.		At Sea.	Not known.
												Coloured Persons.	Indians.		
											7				
											1				
											2				
											10				
												1			
													5		
											4		1		
											25	6	27		

GASPÉ.

						1				1	3				
											4				
											3				
		2								15	25				25
		2								10	45			1	
		3								2	5				
										3	4				
		1								2	21				
											35				
		3								50	30				2
		3								1	3				
															64
		14				2				84	179			1	91

HUNTINGDON.

		2													
		1													
		1													

No. I.—LOWER CANADA PERSONAL COUNTY OF

Table with 11 columns: Townships, &c., Total Population, England and Wales, Scotland, Ireland, Natives of Canada (Not of French Origin, French Origin), United States, Nova Scotia & Prince Edward Island, New Brunswick, Newfoundland, West Indies. Rows include 143. Sault St. Louis to 154. St. Rémi.

COUNTY OF

Table with 11 columns: Townships, &c., Total Population, England and Wales, Scotland, Ireland, Natives of Canada (Not of French Origin, French Origin), United States, Nova Scotia & Prince Edward Island, New Brunswick, Newfoundland, West Indies. Rows include 155. Ste. Anne to 165. St. Alexander.

COUNTY OF

Table with 11 columns: Townships, &c., Total Population, England and Wales, Scotland, Ireland, Natives of Canada (Not of French Origin, French Origin), United States, Nova Scotia & Prince Edward Island, New Brunswick, Newfoundland, West Indies. Rows include 166. L'Assomption to 178. Ste. Julienne.

CENSUS, BY ORIGIN, 1851-2. HUNTINGDON.—(Continued.)

Table with 16 columns: Origin categories (East Indies, Germany and Holland, France, Italy and Greece, Spain and Portugal, Sweden and Norway, Russia, Poland, and Prussia, Switzerland, Austria and Hungary, Guernsey, Jersey & other British Islands, All other Places), Coloured Persons, Indians, At Sea, Not known. Rows include 14 and 3.

KAMOURASKA.

Table with 16 columns: Origin categories (East Indies, Germany and Holland, France, Italy and Greece, Spain and Portugal, Sweden and Norway, Russia, Poland, and Prussia, Switzerland, Austria and Hungary, Guernsey, Jersey & other British Islands, All other Places), Coloured Persons, Indians, At Sea, Not known. Rows include 1, 16, 3, 38, 1, 55, 3.

LEINSTER.

Table with 16 columns: Origin categories (East Indies, Germany and Holland, France, Italy and Greece, Spain and Portugal, Sweden and Norway, Russia, Poland, and Prussia, Switzerland, Austria and Hungary, Guernsey, Jersey & other British Islands, All other Places), Coloured Persons, Indians, At Sea, Not known. Rows include 2, 3, 2.

No. I.—LOWER CANADA PERSONAL  
COUNTY OF

TOWNSHIPS, &c.	Total Population.	England and Wales.	Scotland.	Ireland.	Natives of Canada.		United States.	Nova Scotia & Prince Edward Island.	New Brunswick.	Newfoundland.	West Indies.
					Not of French Origin.	French Origin.					
179. St. Patrick, Rawdon.....	2279	65	21	570	1161	441	20				
180. Township of Chertsey...	413	1		46	39	336					
181. Township of Wexford.....	145		2	19	27	97					
Total of Leinster.....	29690	98	72	933	1942	26600	37				

COUNTY OF

182. St. Thomas .....	2994	3		1		2990					
183. Village of Montmagny...	1221	11	3	16		1189					
184. St. Roch.....	2930	12		3		2915					
185. Township of Ashford.....	61					61					
186. St. Jean Port Joli.....	3496	12	4	13		3467					
187. L'Islet.....	3656	12		2	18	3624					
188. St. Cyrille.....	448	4				444					
189. Cap St. Ignace.....	2733	3			41	2689					
190. St. Pierre.....	1461	1		1		1457					
191. Township of Montmini...	19					19					
192. Ile aux Grues.....	470	18	3	3		446					
193. Ile aux Oies.....	113					113					
194. Ile aux Canot.....	9					9					
195. Grosse Isle.....	30	9				21					
Total of L'Islet.....	19641	85	10	39	59	19444					

COUNTY OF

196. Somerset, Augmentation..	60					59	1				
197. St. Jean Deschailions...	1757				2	1752	1				
198. St. Giles.....	1060	21	7	104	212	715	1				
199. St. Flavien.....	568					568	1				
200. St. Antoine.....	3191	2		7	10	3171	1				
201. Ste. Croix.....	2188		1	11	9	2159	6				
202. Lotbinière.....	3578	3		16	21	3530	2				
203. St. Sylvestre.....	3733	25	19	1059	1569	1048	9	2			
204. Ste. Agathe.....	522			225	78	219					
Total of Lotbinière.....	16657	51	27	1422	1901	13221	21	2			

CENSUS, BY ORIGIN, 1851-2.

LEINSTER.—(Continued.)

East Indies.	Germany and Holland.	France.	Italy and Greece.	Spain and Portugal.	Sweden and Norway.	Russia, Poland, and Prussia.	Switzerland.	Austria and Hungary.	Guernsey.	Jersey & other British Islands.	All other Places.	These two Heads are included in other columns.		At Sea.	Not known.
												Coloured Persons.	Indians.		
											1				
											8				

L'ISLET.

		1									1				
														21	
		2								1	1			21	

LOTBINIERE.

		2													
		2													
		2													
	1										4			1	
	1	6									4			1	



No. I.—UPPER CANADA PERSONAL

COUNTY OF

TOWNSHIPS, &c.	Total Population.	England and Wales.	Scotland.	Ireland.	Natives of Canada.		United States.	Nova Scotia & Prince Edward Island.	New Brunswick.	Newfoundland.	West Indies.
					Not of French Origin.	French Origin.					
205. Leeds	1944	116	127	562	985	135	7	7			
206. Inverness	1951	70	266	478	924	196	12		1	1	
207. Nelson	471	14	7	113	132	203		1	13		
208. Somerset	2292		12	1	8	2256	2				
209. Halifax	2895	14	5	149	177	2550			2		
210. Wolfstown	366	13		75	142	130	2				
211. Ireland	802	33	24	170	351	206	17			2	
212. Thetford	75		1	22	34	18					
213. Broughton	612	5	5	93	195	305	9				
214. Tring	1173			1	1	1171					
215. Forsyth	390					390					
216. Lambton	558					558					
217. Aylmer	264					264					
218. Price	42					41					
Total of Megantic	18835	265	447	1664	2949	8423	49	8	16	3	

COUNTY OF

219. Sutton	2468	65	4	76	1541	309	470		1	1	
220. St. Armand, East	1557	30	7	92	833	277	317		1		
221. St. Armand, West	1532	18	11	55	930	155	262				
222. Phillipsburg, Village	469	25	3	51	235	76	78				
223. Dunham	3391	111	63	171	1886	817	437	3			3
224. Stanbridge	4067	122	22	198	2123	994	607				
Total of Missisquoi	13484	371	110	643	7548	2628	2171	3	2	4	

COUNTY OF

225. Chateau Richer	1250	8	2	9			1231				
226. Ange Gardien	829		4	1			824				
227. Laval	399					234	165				
228. Ste. Anne	969					26	943				
229. St. Joachim	1068	1	2			23	1042				26
230. St. Féreol	667					1	666				
231. St. Pierre	887	1					885				
232. Ste. Famille	850	1				2	847				
233. St. François	521						519				
234. St. Laurent	877	1		3			873				
235. St. Jean	1281						1281				
Total of Montmorency	9598	12	8	18	284	9276					26

CENSUS, BY ORIGIN, 1851-2.

MEGANTIC.

East Indies.	Germany and Holland.	France.	Italy and Greece.	Spain and Portugal.	Sweden and Norway.	Russia, Poland, and Prussia.	Switzerland.	Austria and Hungary.	Guernsey.	Jersey & other British Islands.	All other Places.	These two Heads are included in other columns.		At Sea.	Not Known.
												Coloured Persons.	Indians.		
	1			1							1		14		2
		1								2					
				1						1					
										1					
										3	1		14		2

MISSISQUIOI.

									1						
				1											
				1											
									1						
			2						2						

MONTMORENCY.

															26
															26

No. I.—LOWER CANADA PERSONAL  
COUNTY OF

TOWNSHIPS, &c.	Total Population.	England and Wales.			Natives of Canada.		United States.	Nova Scotia & Prince Edward Island.	New Brunswick.	Newfoundland.	West Indies.
		Scotland.	Ireland.	Not of French Origin.	French Origin.						
236. St. Francois, Longue Pointe	1014	19	19	85	130	761					
237. Enfant Jésus, Pointe-aux-Trembles	1299	4	9	22	34	1209					
238. St. Joseph, Rivière des Prairies	1028	2	2	4		1019					
239. Sault aux Récollets	2241	3	23	29	61	2120	1				
240. St. Laurent	2623	22	73	63	164	2292	5				
241. Ste. Geneviève	1899			3	5	1891	6				
242. Ste. Anne	915	11	1	14	10	877					
243. St. Joachim, Pointe Claire	1545	9		5		1530					
244. St. Michel, Lachine	1075	21	43	145	267	599	1				
245. Village of Lachine	1089	26	33	108	234	688					
246. Montreal, Parish	995	18	26	129	151	666					
247. St. Louis, Village	3943	97	137	578	675	2425	3				
Total of Montreal	19666	232	366	1185	1731	16077	40				

COUNTY OF

248. Ste. Monique	2567	10	4	62	160	2328	1				
249. Blanford	392	1	2	1	1	384	2				
250. Ste. Gertrude	1105	1	3	22	7	1069	2				
251. Bécancour	3408	2	2	21	14	3361	8				
252. St. Grégoire	3449	8	3	4	65	3358	3				
253. Gentilly	2498	6	3	5	2	2478	3				
254. St. Pierre les Bœquets	2675	2	3	9	17	2638					
255. Nicolet	3095				98	2897					
256. St. Célestin	468				14	450					
Total of Nicolet	19657	30	20	124	378	18963	19				

COUNTY OF

257. Aylmer, Town	1169	26	36	292	442	344	25				
258. Allumettes	1025	3	4	236	491	276	8				
259. Bristol	1491	18	192	324	824	111	17	1			1
260. Buckingham	2204	19	56	472	901	721	28				1
261. Calumet	783		2	124	355	297	4				
262. Chichester	172	2	7	37	98	28					
263. Clarendon	1759	36	89	584	954	77	14				
264. Derry	36			13	1						
265. Eardley	688	2	11	182	283	184	16	1	1		4
266. Hull	2811	67	53	770	1544	243	94	7	4		22
267. Litchfield	756	11	61	242	305	120	15				8

CENSUS BY ORIGIN, 1851-2.  
MONTREAL.

East Indies.	Germany and Holland.	France.	Italy and Greece.	Spain and Portugal.	Sweden and Norway.	Russia, Poland, and Prussia.	Switzerland.	Austria and Hungary.	Guernsey.	Jersey & other British Islands.	All other Places.	These two Heads are included in other columns.		At sea.	Not known.	
												Coloured Persons.	Indians.			
							20									
	1	2														
	1	2														
		4														
	2															
	2						1									
	6	8					21									

NICOLET.

	1											1				
												1				
												1				
												8				
												1				
												6				
												100				
												4				
	1											122				

OTTAWA.

	1											4					6
																	1
																	4
												2					1
																	1
																	22
																	8
	1	1										1					25
		1															1





No. I.—LOWER CANADA PERSONAL  
COUNTY OF

Table with 11 main columns: Townships, &c.; Total Population; England and Wales; Scotland; Ireland; Natives of Canada (Not of French Origin, French Origin); United States; Nova Scotia & Prince Edward Island; New Brunswick; Newfoundland; West Indies. Includes data for townships 338-349 and a total for Rouville.

COUNTY OF

Table with 11 columns similar to the first table, listing townships 350-375 and their respective population data across various categories.

\* Includes 500 for King's Posts, and back settlements not taken.

CENSUS, BY ORIGIN, 1851-2.  
ROUVILLE.

Table with 16 columns: East Indies; Germany and Holland; France; Italy and Greece; Spain and Portugal; Sweden and Norway; Russia, Poland, and Prussia; Switzerland; Austria and Hungary; Guemsey; Jersey and other British Islands; All other Places; Coloured Persons; Indians; At Sea; Not known. Includes numerical data for various origins.

SAGUENAY.

Table with 16 columns similar to the Rouville table, providing census data by origin for the Saguenay region.



No. I.—LOWER CANADA PERSONAL  
COUNTY OF

Table with columns: TOWNSHIPS, &c.; Total Population; England and Wales; Scotland; Ireland; Natives of Canada (Not of French Origin, French Origin); United States; Nova Scotia & Prince Edward Island; New Brunswick; Newfoundland; West Indies. Rows include 409. Milton, 410. Roxton, 411. Ely, 412. Granby, 413. Shefford, 414. Stukeley, 415. Farnham, 416. Brome, and Total of Shefford.

COUNTY OF

Table with columns: 417. Hereford, 418. Clifton, 419. Auckland, 420. Compton, 421. Orford, 422. Sherbrooke Town, in Orford, 423. Sherbrooke, in Ascot, 424. Ascot, 425. Eaton, 426. Newport, 427. Bury, 428. Lingwick, 429. Weedon, 430. Melbourne and Gore of Brompton, 331. Brompton, 432. Shipton, 433. Windsor, 434. Dudswell, 435. Westbury, 436. Garthby, 437. Winslow, 438. Stratford, 439. Stoke, 440. Hampden, 441. Ditton, 442. Marston, 443. Whitton, 444. Clinton, 445. Chesham, and Total of Sherbrooke.

CENSUS BY ORIGIN, 1851-2.  
SHEFFORD.

Table with columns: East Indies, Germany and Holland, France, Italy and Greece, Spain and Portugal, Sweden and Norway, Russia, Poland, and Prussia, Switzerland, Austria and Hungary, Guernsey, Jersey and other British Islands, All other places, Coloured Persons, Indians, At Sea, Not known, and a column for 'These two Heads are included in other columns.' Row 1 has a value of 1 in the France column and 9 in the At Sea column.

SHERBROOKE.

Table with columns: 417. Hereford, 418. Clifton, 419. Auckland, 420. Compton, 421. Orford, 422. Sherbrooke Town, in Orford, 423. Sherbrooke, in Ascot, 424. Ascot, 425. Eaton, 426. Newport, 427. Bury, 428. Lingwick, 429. Weedon, 430. Melbourne and Gore of Brompton, 331. Brompton, 432. Shipton, 433. Windsor, 434. Dudswell, 435. Westbury, 436. Garthby, 437. Winslow, 438. Stratford, 439. Stoke, 440. Hampden, 441. Ditton, 442. Marston, 443. Whitton, 444. Clinton, 445. Chesham, and Total of Sherbrooke.





No. I.—LOWER CANADA PERSONAL  
COUNTY OF

TOWNSHIPS, &c.	Total Population.	England.	Scotland.	Ireland.	Natives of Canada.		United States.	Nova Scotia & Prince Edward Island.	New Brunswick.	Newfoundland.	West Indies.
					Not of French Origin.	French Origin.					
533. Ile Perrot.....	891	1		2	10	878					
534. Vaudreuil.....	3369	171	33	14	398	2713	25				
535. Vaudreuil, Village.....	443		2	1	6	434					
536. Rigaud.....	3260	42	64	77	342	2734					
537. Ste. Marthe.....	1466	15	6	104	245	1092	4				
538. St. Polycarpe.....	4141	13	72	23	644	2384					
539. St. Ignace.....	2143	34	2	25	91	1989					
540. St. Joseph.....	2338	10	2	2	42	2280					
541. St. Clet.....	1257				9	1248					
542. St. Zotique.....	1633	9	5	58	286	1253	19				
543. Newton.....	488	6	74	8	186	211	3				
Total of Vaudreuil.....	21429	301	261	319	2259	18216	51				

COUNTY OF

544. Varennes.....	3300		1	7		3285	5				
545. Verchères.....	3063					3063					
546. Contrecoeur.....	1555			2		1553					
547. Belœil.....	2250		7	2	13	2226	2				
548. St. Marc.....	1243	3			3	1237					
549. St. Antoine.....	1784	1		3		1777					
550. Ste. Julie.....	1198					1198					
Total of Verchères.....	14393	4	8	14	16	14339	7				

COUNTY OF

551. St. David.....	3159	1		3	31	3116	8				
552. St. Michel.....	2569	1		3	22	2543					
553. St. François.....	4385	1	12	9	272	4073	7				
554. La Baie.....	3086			5	28	3050	2				
555. St. Zéphirin.....	1313	4	5	29	112	1161	1				
556. Indians.....	236				236						
Total of Yamaska.....	14748	7	17	49	701	13943	18				

CITY OF

557. City of Montreal.....	57715	2858	3150	11736	12494	26020	919				
----------------------------	-------	------	------	-------	-------	-------	-----	--	--	--	--

CITY OF

558. City of Quebec.....	42052	1280	648	6344	6985	24506	120	75	30	15	26
--------------------------	-------	------	-----	------	------	-------	-----	----	----	----	----

CENSUS, BY ORIGIN, 1851-2.  
VAUDREUIL.

East Indies.	Germany and Holland.	France.	Italy and Greece.	Spain and Portugal.	Sweden and Norway.	Russia, Poland, and Prussia.	Switzerland.	Austria and Hungary.	Guernsey.	Jersey and other British Islands.	All other places.	These two Heads are included in other columns.		At Sea.	Not known.
												Coloured Persons.	Indians.		
	8	5	1				1								
				1											1
	1	1					1								
				1											
							2								1
	9	7	2	1											1

VERCHÈRES.

		1													1
		2										1			
		3										1			1

YAMASKA.

	1	3													
	1														
	1														
	3	3										7			

MONTREAL.

		133												405	
--	--	-----	--	--	--	--	--	--	--	--	--	--	--	-----	--

QUEBEC.

	36	43	6	7	5		1		18	28	53				7	1819
--	----	----	---	---	---	--	---	--	----	----	----	--	--	--	---	------





---

APPENDIX  
TO  
CENSUS OF CANADA,

No. 4.

~~~~~  
**LOWER-CANADA.**

CENSUS BY RELIGION.

---



## APPENDIX NO. 4.

## LOWER-CANADA.

## CENSUS BY RELIGION.

- |                  |                     |
|------------------|---------------------|
| 1. Beauharnois,  | 20. Ottawa,         |
| 2. Bellechasse,  | 21. Portneuf,       |
| 3. Berthier,     | 22. Quebec,         |
| 4. Bonaventure,  | 23. Richelieu,      |
| 5. Chambly,      | 24. Rimouski,       |
| 6. Champlain,    | 25. Rouville,       |
| 7. Dorchester,   | 26. St. Maurice,    |
| 8. Drummond,     | 27. Saguenay,       |
| 9. Gaspé,        | 28. Shefford,       |
| 10. Huntingdon,  | 29. Sherbrooke,     |
| 11. Kamouraska,  | 30. Stanstead,      |
| 12. Leinster,    | 31. St. Hyacinthe,  |
| 13. L'Islet,     | 32. Terrebonne,     |
| 14. Lotbinière,  | 33. Two Mountains,  |
| 15. Megantic,    | 34. Vaudreuil,      |
| 16. Missisquoi,  | 35. Verchères,      |
| 17. Montmorency, | 36. Yamaska,        |
| 18. Montreal,    | 37. Montreal, City, |
| 19. Nicolet,     | 38. Quebec, City,   |

No. J.—LOWER CANADA PERSONAL

COUNTY OF

Table with 10 columns: TOWNSHIPS, &c., Total Population, Church of Rome, Church of England, Church of Scotland, Free Church Presbyterians, Other Presbyterians, Wesleyan Methodists, Episcopal Methodists, New Connexion Methodists, Other Methodists, Baptists. Rows include St. Anicet, Mission of St. Régis, etc.

COUNTY OF

Table with 10 columns: TOWNSHIPS, &c., Total Population, Church of Rome, Church of England, Church of Scotland, Free Church Presbyterians, Other Presbyterians, Wesleyan Methodists, Episcopal Methodists, New Connexion Methodists, Other Methodists, Baptists. Rows include St. François and St. Pierre, Berthier, etc.

COUNTY OF

Table with 10 columns: TOWNSHIPS, &c., Total Population, Church of Rome, Church of England, Church of Scotland, Free Church Presbyterians, Other Presbyterians, Wesleyan Methodists, Episcopal Methodists, New Connexion Methodists, Other Methodists, Baptists. Rows include Isle du Pads, St. Barthélemi, etc.

CENSUS, BY RELIGION, 1851-2.

BEAUHARNOIS.

Table with 13 columns: Lutherans, Congregationalists, Quakers, Bible Christians, Christians, Second Adventists, Protestants, Disciples, Jews, Menonites and Tunkers, Universalists, Unitarians, Mormons, Not known, No Creed given, Other Creeds not classed. Rows include Beauharnois data.

BELLECHASSE.

Table with 13 columns: Lutherans, Congregationalists, Quakers, Bible Christians, Christians, Second Adventists, Protestants, Disciples, Jews, Menonites and Tunkers, Universalists, Unitarians, Mormons, Not known, No Creed given, Other Creeds not classed. Rows include Bellechasse data.

BERTHIER.

Table with 13 columns: Lutherans, Congregationalists, Quakers, Bible Christians, Christians, Second Adventists, Protestants, Disciples, Jews, Menonites and Tunkers, Universalists, Unitarians, Mormons, Not known, No Creed given, Other Creeds not classed. Rows include Berthier data.









No. II.—LOWER CANADA PERSONAL  
COUNTY OF

| TOWNSHIPS, &c.             | Total Population. | Church of Rome. | Church of England. | Church of Scotland. | Free Church Presbyterians. | Other Presbyterians. | Wesleyan Methodists. | Episcopal Methodists. | New Connexion Methodists. | Other Methodists. | Baptists. |
|----------------------------|-------------------|-----------------|--------------------|---------------------|----------------------------|----------------------|----------------------|-----------------------|---------------------------|-------------------|-----------|
| 142. Sault St. Louis       | 407               | 369             |                    |                     |                            |                      |                      |                       |                           |                   |           |
| 143. Indians               | 1259              | 1259            |                    |                     |                            |                      |                      |                       |                           |                   |           |
| 144. St. Jacques le Mineur | 1951              | 1927            |                    |                     |                            |                      |                      |                       |                           |                   |           |
| 145. St. Edouard           | 3644              | 3562            |                    |                     |                            |                      |                      |                       |                           |                   |           |
| 146. St. Cyprien           | 4495              | 4122            |                    |                     |                            |                      |                      |                       |                           |                   |           |
| 147. St. Valentin          | 3052              | 2790            |                    |                     |                            |                      |                      |                       |                           |                   |           |
| 148. St. Bernard, Lacolle  | 3483              | 1886            |                    |                     |                            |                      |                      |                       |                           |                   |           |
| 149. Sherrington           | 1645              | 1229            |                    |                     |                            |                      |                      |                       |                           |                   |           |
| 150. Part of L'Acadie      | 850               | 746             |                    |                     |                            |                      |                      |                       |                           |                   |           |
| 151. Part of St. Luc       | 339               | 251             |                    |                     |                            |                      |                      |                       |                           |                   |           |
| 152. Part of Longueuil     | 213               | 119             |                    |                     |                            |                      |                      |                       |                           |                   |           |
| 153. St. Rémi.             | 3757              | 3571            |                    |                     |                            |                      |                      |                       |                           |                   |           |
| Total of Huntingdon        | 40645             | 36667           |                    |                     |                            |                      |                      |                       |                           |                   |           |

COUNTY OF

|                             |       |       |  |  |  |  |  |  |  |  |  |
|-----------------------------|-------|-------|--|--|--|--|--|--|--|--|--|
| 154. Ste. Anne              | 3072  | 3072  |  |  |  |  |  |  |  |  |  |
| 155. Township of Ixworth    | 587   | 587   |  |  |  |  |  |  |  |  |  |
| 156. Rivière Ouelle         | 3505  | 3505  |  |  |  |  |  |  |  |  |  |
| 157. St. Denis              | 2296  | 2296  |  |  |  |  |  |  |  |  |  |
| 158. St. Louis              | 2326  | 2325  |  |  |  |  |  |  |  |  |  |
| 159. St. André              | 2458  | 2458  |  |  |  |  |  |  |  |  |  |
| 160. Rivière du Loup        | 1021  | 1021  |  |  |  |  |  |  |  |  |  |
| 161. St. Paschal            | 2977  | 2977  |  |  |  |  |  |  |  |  |  |
| 162. Township of Woodbridge | 172   | 172   |  |  |  |  |  |  |  |  |  |
| 163. Ste. Hélène            | 1069  | 1069  |  |  |  |  |  |  |  |  |  |
| 164. St. Alexandre          | 913   | 913   |  |  |  |  |  |  |  |  |  |
| Total of Kamouraska         | 20396 | 20395 |  |  |  |  |  |  |  |  |  |

COUNTY OF

|                            |      |      |     |     |  |  |  |  |  |   |   |
|----------------------------|------|------|-----|-----|--|--|--|--|--|---|---|
| 165. L'Assomption          | 3110 | 3071 | 18  | 21  |  |  |  |  |  |   |   |
| 166. L'Assomption, Village | 1084 | 1056 | 8   |     |  |  |  |  |  |   |   |
| 167. St. Sulpice           | 1012 | 1012 |     |     |  |  |  |  |  |   |   |
| 168. Repentigny            | 1879 | 1861 | 12  | 6   |  |  |  |  |  |   |   |
| 169. Lachenaie             | 989  | 966  | 23  |     |  |  |  |  |  |   |   |
| 170. St. Henri, Mascouche  | 3031 | 2892 | 139 |     |  |  |  |  |  |   |   |
| 171. St. Lin               | 2959 | 2791 | 131 | 30  |  |  |  |  |  |   |   |
| 172. St. Esprit            | 1980 | 1980 |     |     |  |  |  |  |  |   |   |
| 173. St. Jacques           | 4759 | 4744 |     |     |  |  |  |  |  | 5 |   |
| 174. St. Alexis            | 1433 | 1433 |     |     |  |  |  |  |  |   |   |
| 175. St. Roch              | 2802 | 2782 | 1   | 18  |  |  |  |  |  |   |   |
| 176. Kilkenny              | 1050 | 882  | 12  | 156 |  |  |  |  |  |   |   |
| 177. Ste. Julienne         | 765  | 670  | 68  | 16  |  |  |  |  |  |   | 4 |

CENSUS BY RELIGION, 1851-2.

HUNTINGDON.—(Continued.)

| Lutherans. | Congregationalists. | Quakers. | Bible-Christians. | Christians. | Second Adventists. | Protestants. | Disciples. | Jews. | Menonists and Tunkers. | Universalists. | Unitarians. | Mormons. | Not known. | No Creed given. | Other Creeds not classed. |
|------------|---------------------|----------|-------------------|-------------|--------------------|--------------|------------|-------|------------------------|----------------|-------------|----------|------------|-----------------|---------------------------|
|            |                     |          |                   |             |                    | 38           |            |       |                        |                |             |          |            |                 |                           |
|            |                     |          |                   |             |                    | 24           |            |       |                        |                |             |          |            |                 |                           |
|            |                     |          |                   |             |                    | 82           |            |       |                        |                |             |          |            |                 |                           |
|            |                     |          |                   |             |                    | 373          |            |       |                        |                |             |          |            |                 |                           |
|            |                     |          |                   |             |                    | 262          |            |       |                        |                |             |          |            |                 |                           |
|            |                     |          |                   |             |                    | 1597         |            |       |                        |                |             |          |            |                 |                           |
|            |                     |          |                   |             |                    | 416          |            |       |                        |                |             |          |            |                 |                           |
|            |                     |          |                   |             |                    | 104          |            |       |                        |                |             |          |            |                 |                           |
|            |                     |          |                   |             |                    | 88           |            |       |                        |                |             |          |            |                 |                           |
|            |                     |          |                   |             |                    | 94           |            |       |                        |                |             |          |            |                 |                           |
|            |                     |          |                   |             |                    | 186          |            |       |                        |                |             |          |            |                 |                           |
|            |                     |          |                   |             |                    | 3978         |            |       |                        |                |             |          |            |                 |                           |

KAMOURASKA.

|  |  |  |  |  |  |   |  |  |  |  |  |  |  |  |  |
|--|--|--|--|--|--|---|--|--|--|--|--|--|--|--|--|
|  |  |  |  |  |  | 1 |  |  |  |  |  |  |  |  |  |
|  |  |  |  |  |  | 1 |  |  |  |  |  |  |  |  |  |

LEINSTER.

|  |  |  |  |  |  |  |  |  |  |  |  |  |  |  |    |
|--|--|--|--|--|--|--|--|--|--|--|--|--|--|--|----|
|  |  |  |  |  |  |  |  |  |  |  |  |  |  |  | 20 |
|--|--|--|--|--|--|--|--|--|--|--|--|--|--|--|----|



No. II.—LOWER CANADA PERSONAL  
COUNTY OF

| TOWNSHIPS, &c.    | Total Population. | Church of Rome. | Church of England. | Church of Scotland. | Free Church Presbyterians. | Other Presbyterians. | Wesleyan Methodists. | Episcopal Methodists. | New Connexion Methodists. | Other Methodists. | Baptists. |
|-------------------|-------------------|-----------------|--------------------|---------------------|----------------------------|----------------------|----------------------|-----------------------|---------------------------|-------------------|-----------|
| 204. Leeds        | 1944              | 578             | 545                |                     |                            | 603                  |                      |                       |                           | 162               | 55        |
| 205. Inverness    | 1551              | 505             | 449                |                     |                            | 640                  |                      |                       |                           | 181               | 76        |
| 206. Nelson       | 471               | 293             | 105                |                     |                            | 42                   |                      |                       |                           | 19                |           |
| 207. Somerset     | 2292              | 2275            |                    |                     |                            | 13                   |                      |                       |                           |                   |           |
| 208. Halifax      | 2895              | 2743            | 151                |                     |                            | 1                    |                      |                       |                           |                   |           |
| 209. Wolfstown    | 366               | 322             | 44                 |                     |                            |                      |                      |                       |                           |                   |           |
| 210. Ireland      | 802               | 327             | 311                |                     |                            | 40                   |                      |                       |                           | 114               | 1         |
| 211. Thetford     | 75                | 42              | 33                 |                     |                            |                      |                      |                       |                           |                   |           |
| 212. Broughton    | 612               | 364             | 166                |                     |                            | 82                   |                      |                       |                           |                   |           |
| 213. Tring        | 1173              | 1173            |                    |                     |                            |                      |                      |                       |                           |                   |           |
| 214. Forsyth      | 390               | 390             |                    |                     |                            |                      |                      |                       |                           |                   |           |
| 215. Lambton      | 558               | 558             |                    |                     |                            |                      |                      |                       |                           |                   |           |
| 216. Aylmer       | 264               | 264             |                    |                     |                            |                      |                      |                       |                           |                   |           |
| 217. Price        | 42                | 42              |                    |                     |                            |                      |                      |                       |                           |                   |           |
| Total of Megantic | 13835             | 9879            | 1804               |                     |                            | 1421                 |                      |                       |                           | 476               | 132       |

COUNTY OF

|                            |       |      |      |    |  |     |      |  |     |  |     |
|----------------------------|-------|------|------|----|--|-----|------|--|-----|--|-----|
| 218. Sutton                | 2468  | 347  | 370  | 6  |  | 30  | 677  |  | 122 |  | 116 |
| 219. St. Armand, East      | 1557  | 367  | 454  |    |  | 26  | 221  |  |     |  | 160 |
| 220. St. Armand, West      | 1432  | 246  | 516  |    |  | 86  | 392  |  |     |  | 31  |
| 221. Phillipsburg, Village | 469   | 101  | 129  | 1  |  | 46  | 124  |  |     |  | 11  |
| 222. Dunham                | 3491  | 949  | 996  | 8  |  | 177 | 754  |  | 211 |  | 70  |
| 223. Stanbridge            | 4067  | 1212 | 888  | 10 |  | 84  | 786  |  |     |  | 221 |
| Total of Missisquoi        | 13484 | 3222 | 3353 | 25 |  | 449 | 2954 |  | 333 |  | 609 |

COUNTY OF

|                      |      |      |    |  |  |  |  |  |  |  |  |
|----------------------|------|------|----|--|--|--|--|--|--|--|--|
| 224. Chateau Richer  | 1250 | 1238 | 12 |  |  |  |  |  |  |  |  |
| 225. Ange Gardien    | 829  | 829  |    |  |  |  |  |  |  |  |  |
| 226. Laval           | 399  | 389  | 10 |  |  |  |  |  |  |  |  |
| 227. Ste. Anne       | 969  | 969  |    |  |  |  |  |  |  |  |  |
| 228. St. Joachim     | 1068 | 1066 | 2  |  |  |  |  |  |  |  |  |
| 229. St. P  rol      | 667  | 667  |    |  |  |  |  |  |  |  |  |
| 230. St. Pierre      | 887  | 867  |    |  |  |  |  |  |  |  |  |
| 231. Ste. Famille    | 850  | 850  |    |  |  |  |  |  |  |  |  |
| 232. St. Fran  ois   | 521  | 521  |    |  |  |  |  |  |  |  |  |
| 233. St. Laurent     | 877  | 877  |    |  |  |  |  |  |  |  |  |
| 234. St. Jean        | 1281 | 1281 |    |  |  |  |  |  |  |  |  |
| Total of Montmorency | 9598 | 9574 | 24 |  |  |  |  |  |  |  |  |

CENSUS, BY RELIGION, 1851-2.  
MEGANTIC.

| Lutherans. | Congregationalists. | Quakers. | Bible Christians. | Christians. | Second Adventists. | Protestants. | Disciples. | Jews. | Menonists and Tunkers. | Universalists. | Unitarians. | Mormons. | Not known. | No Creed given. | Other Creeds not classed. |
|------------|---------------------|----------|-------------------|-------------|--------------------|--------------|------------|-------|------------------------|----------------|-------------|----------|------------|-----------------|---------------------------|
|            | 97                  |          |                   |             |                    |              |            |       |                        |                |             |          |            | 1               |                           |
|            | 12                  |          |                   |             |                    |              |            |       |                        |                |             |          |            |                 |                           |
|            | 2                   |          |                   |             |                    | 2            |            |       |                        |                |             |          |            |                 |                           |
|            |                     |          |                   |             |                    |              |            |       |                        |                |             |          |            |                 |                           |
|            | 9                   |          |                   |             |                    |              |            |       |                        |                |             |          |            |                 |                           |
|            |                     |          |                   |             |                    |              |            |       |                        |                |             |          |            |                 |                           |
|            |                     |          |                   |             |                    |              |            |       |                        |                |             |          |            |                 |                           |
|            |                     |          |                   |             |                    |              |            |       |                        |                |             |          |            |                 |                           |
|            |                     |          |                   |             |                    |              |            |       |                        |                |             |          |            |                 |                           |
|            |                     |          |                   |             |                    |              |            |       |                        |                |             |          |            |                 |                           |
|            |                     |          |                   |             |                    |              |            |       |                        |                |             |          |            |                 |                           |
|            | 120                 |          |                   |             |                    | 2            |            |       |                        |                |             |          |            | 1               |                           |

MISSISQUOI.

|  |     |   |  |  |  |     |     |  |  |     |    |   |  |     |    |
|--|-----|---|--|--|--|-----|-----|--|--|-----|----|---|--|-----|----|
|  |     |   |  |  |  | 32  | 457 |  |  | 208 | 2  | 1 |  | 37  | 63 |
|  | 5   | 1 |  |  |  | 1   | 259 |  |  | 63  |    |   |  |     |    |
|  | 63  |   |  |  |  |     |     |  |  | 6   |    |   |  | 92  |    |
|  | 48  |   |  |  |  |     |     |  |  | 4   |    |   |  | 5   |    |
|  | 27  | 1 |  |  |  | 38  | 12  |  |  | 106 | 5  |   |  | 101 | 36 |
|  | 125 | 4 |  |  |  | 49  | 21  |  |  | 171 | 5  |   |  | 491 |    |
|  | 268 | 6 |  |  |  | 120 | 749 |  |  | 558 | 12 | 1 |  | 726 | 99 |

MONTMORENCY.

|  |  |  |  |  |  |  |  |  |  |  |  |  |  |  |  |
|--|--|--|--|--|--|--|--|--|--|--|--|--|--|--|--|
|  |  |  |  |  |  |  |  |  |  |  |  |  |  |  |  |
|  |  |  |  |  |  |  |  |  |  |  |  |  |  |  |  |
|  |  |  |  |  |  |  |  |  |  |  |  |  |  |  |  |
|  |  |  |  |  |  |  |  |  |  |  |  |  |  |  |  |
|  |  |  |  |  |  |  |  |  |  |  |  |  |  |  |  |
|  |  |  |  |  |  |  |  |  |  |  |  |  |  |  |  |
|  |  |  |  |  |  |  |  |  |  |  |  |  |  |  |  |
|  |  |  |  |  |  |  |  |  |  |  |  |  |  |  |  |
|  |  |  |  |  |  |  |  |  |  |  |  |  |  |  |  |
|  |  |  |  |  |  |  |  |  |  |  |  |  |  |  |  |
|  |  |  |  |  |  |  |  |  |  |  |  |  |  |  |  |

No. II.—LOWER CANADA PERSONAE

COUNTY OF

| TOWNSHIPS, &c.                         | Total Population. | Church of Rome. | Church of England. | Church of Scotland. | New Church Presbyterians. | Other Presbyterians. | Wesleyan Methodists. | Episcopal Methodists. | New Connexion Methodists. | Other Methodists. | Baptists. |
|----------------------------------------|-------------------|-----------------|--------------------|---------------------|---------------------------|----------------------|----------------------|-----------------------|---------------------------|-------------------|-----------|
| 235. St. Francois, Longue Pointe       | 1014              | 864             | 47                 |                     |                           | 65                   |                      |                       |                           | 38                |           |
| 236. Enfant Jésus, Pointe-aux-Trembles | 1299              | 1105            |                    |                     |                           |                      |                      |                       |                           |                   |           |
| 237. St. Joseph, Rivière des Prairies  | 1028              | 1014            |                    |                     |                           |                      |                      |                       |                           |                   |           |
| 238. Sault aux Récollets               | 2241              | 2197            | 3                  |                     |                           | 38                   |                      |                       |                           | 3                 |           |
| 239. St. Laurent                       | 2623              | 2361            | 56                 |                     |                           | 187                  |                      |                       |                           | 18                |           |
| 240. Ste. Geneviève                    | 1899              | 1892            | 7                  |                     |                           |                      |                      |                       |                           |                   |           |
| 241. Ste. Anne                         | 915               | 897             |                    |                     |                           |                      |                      |                       |                           |                   |           |
| 242. St. Joachim, Pointe Claire        | 1545              | 1524            |                    |                     |                           |                      |                      |                       |                           |                   |           |
| 243. St. Michel, Lachine               | 1075              | 773             | 127                |                     |                           | 169                  |                      |                       |                           |                   | 6         |
| 244. Village of Lachine                | 995               | 871             | 60                 |                     |                           | 58                   |                      |                       |                           |                   |           |
| 245. Montreal, Parish                  | 3943              | 3267            | 246                |                     | 13                        | 253                  | 10                   |                       |                           | 77                |           |
| 246. St. Louis, Village                | 1089              | 830             | 107                | 145                 |                           |                      |                      |                       |                           | 7                 |           |
| Total of Montreal                      | 19666             | 17595           | 653                | 145                 | 13                        | 770                  | 10                   |                       |                           | 143               | 6         |

COUNTY OF

|                              |       |       |    |  |  |    |  |  |  |  |  |
|------------------------------|-------|-------|----|--|--|----|--|--|--|--|--|
| 247. Ste. Monique            | 2567  | 2517  |    |  |  |    |  |  |  |  |  |
| 248. Blanford                | 392   | 392   |    |  |  |    |  |  |  |  |  |
| 249. Ste. Gertrude           | 1105  | 1096  |    |  |  | 9  |  |  |  |  |  |
| 250. Bécancour               | 3408  | 3400  |    |  |  |    |  |  |  |  |  |
| 251. St. Grégoire            | 3449  | 3444  |    |  |  |    |  |  |  |  |  |
| 252. Gentilly                | 2498  | 2497  |    |  |  |    |  |  |  |  |  |
| 253. St. Pierre les Becquets | 2675  | 2669  | 1  |  |  | 4  |  |  |  |  |  |
| 254. Nicolet                 | 3095  | 3054  | 12 |  |  |    |  |  |  |  |  |
| 255. St. Célestin            | 468   | 467   |    |  |  |    |  |  |  |  |  |
| Total of Nicolet             | 19657 | 19536 | 13 |  |  | 13 |  |  |  |  |  |

COUNTY OF

|                   |      |      |     |     |    |     |  |  |  |     |    |
|-------------------|------|------|-----|-----|----|-----|--|--|--|-----|----|
| 256. Aylmer, Town | 1169 | 794  | 212 |     | 12 | 58  |  |  |  | 75  | 8  |
| 257. Allumettes   | 1025 | 816  | 4   |     |    | 24  |  |  |  | 37  |    |
| 258. Bristol      | 1491 | 559  | 281 | 532 |    | 18  |  |  |  | 68  | 30 |
| 259. Buckingham   | 2204 | 1590 | 299 | 261 |    | 8   |  |  |  | 17  | 9  |
| 260. Calumet      | 783  | 650  | 21  |     |    | 79  |  |  |  | 7   |    |
| 261. Chichester   | 172  | 132  |     |     |    |     |  |  |  |     |    |
| 262. Clarendon    | 1759 | 229  | 597 |     |    | 219 |  |  |  | 268 | 5  |
| 263. Derry        | 36   | 12   |     |     |    |     |  |  |  |     |    |
| 264. Eardley      | 683  | 299  | 310 | 1   |    | 61  |  |  |  | 13  |    |
| 265. Hull         | 2811 | 1375 | 597 |     |    | 375 |  |  |  | 253 | 98 |
| 266. Litchfield   | 756  | 407  | 112 |     |    | 208 |  |  |  | 27  |    |

CENSUS, BY RELIGION, 1851-2.

MONTREAL.

| Lutherans. | Congregationalists. | Quakers. | Bible Christians. | Christians. | Second Adventists. | Protestants. | Disciples. | Jews. | Menonists and Tunkers. | Universalists. | Unitarians. | Mormons. | Not known. | No Creed given. | Other Creeds not classed. |
|------------|---------------------|----------|-------------------|-------------|--------------------|--------------|------------|-------|------------------------|----------------|-------------|----------|------------|-----------------|---------------------------|
|            |                     |          |                   |             |                    | 194          |            |       |                        |                |             |          |            |                 |                           |
|            |                     |          |                   |             |                    | 1            |            |       |                        |                |             |          | 13         |                 |                           |
|            |                     |          |                   |             |                    |              |            |       |                        |                |             |          | 1          |                 |                           |
|            |                     |          |                   |             |                    | 18           |            |       |                        |                |             |          |            |                 |                           |
|            |                     |          |                   |             |                    | 21           |            |       |                        |                |             |          |            |                 |                           |
|            |                     |          |                   |             |                    | 5            |            |       |                        |                | 1           |          |            |                 |                           |
|            | 15                  |          |                   |             |                    | 39           |            |       |                        |                | 17          |          |            |                 | 6                         |
|            | 15                  |          |                   |             |                    | 278          |            |       |                        |                | 18          |          |            | 14              | 6                         |

NICOLET.

|   |  |  |  |  |  |    |  |  |  |  |  |  |  |  |   |
|---|--|--|--|--|--|----|--|--|--|--|--|--|--|--|---|
|   |  |  |  |  |  | 50 |  |  |  |  |  |  |  |  |   |
|   |  |  |  |  |  | 8  |  |  |  |  |  |  |  |  |   |
|   |  |  |  |  |  | 5  |  |  |  |  |  |  |  |  |   |
| 1 |  |  |  |  |  |    |  |  |  |  |  |  |  |  | 1 |
|   |  |  |  |  |  | 29 |  |  |  |  |  |  |  |  |   |
|   |  |  |  |  |  | 1  |  |  |  |  |  |  |  |  |   |
| 1 |  |  |  |  |  | 93 |  |  |  |  |  |  |  |  | 1 |

OTTAWA.

|  |   |   |  |  |  |     |  |  |    |   |  |  |  |    |    |
|--|---|---|--|--|--|-----|--|--|----|---|--|--|--|----|----|
|  |   |   |  |  |  |     |  |  | 7  |   |  |  |  |    | 3  |
|  | 1 |   |  |  |  |     |  |  |    |   |  |  |  | 16 |    |
|  |   | 2 |  |  |  |     |  |  |    |   |  |  |  | 1  |    |
|  |   |   |  |  |  |     |  |  |    |   |  |  |  | 19 | 1  |
|  |   |   |  |  |  |     |  |  |    |   |  |  |  |    | 1  |
|  |   |   |  |  |  | 25  |  |  |    |   |  |  |  |    |    |
|  |   |   |  |  |  | 40  |  |  |    |   |  |  |  |    |    |
|  | 2 | 1 |  |  |  | 434 |  |  |    |   |  |  |  | 4  |    |
|  |   |   |  |  |  | 23  |  |  |    |   |  |  |  | 1  |    |
|  |   |   |  |  |  |     |  |  |    |   |  |  |  | 4  |    |
|  |   |   |  |  |  |     |  |  |    |   |  |  |  | 4  |    |
|  |   |   |  |  |  |     |  |  | 25 |   |  |  |  | 62 | 26 |
|  |   |   |  |  |  |     |  |  |    | 2 |  |  |  |    |    |

No. II.—LOWER CANADA PERSONAL

COUNTY OF

| TOWNSHIPS, &c.      | Total Population. | Church of Rome. | Church of England. | Church of Scotland. | Free Church Presbyterians. | Other Presbyterians. | Wesleyan Methodists. | Episcopal Methodists. | New Connexion Methodists. | Other Methodists. | Baptists. |
|---------------------|-------------------|-----------------|--------------------|---------------------|----------------------------|----------------------|----------------------|-----------------------|---------------------------|-------------------|-----------|
| 267. Lochaber       | 1082              | 619             | 4                  |                     | 10                         | 269                  |                      |                       |                           | 35                | 84        |
| 268. Lochaber, Gore | 225               | 122             | 53                 |                     |                            | 26                   |                      |                       |                           | 18                | 1         |
| 269. Mansfield      | 426               | 304             | 35                 |                     |                            | 79                   |                      |                       |                           | 5                 |           |
| 270. Masham         | 998               | 519             | 158                |                     | 203                        | 2                    |                      |                       |                           | 111               |           |
| 271. Ouslow         | 805               | 458             | 184                |                     |                            | 74                   |                      |                       |                           | 79                | 6         |
| 272. Oldfield       | 28                | 28              |                    |                     |                            |                      |                      |                       |                           |                   |           |
| 273. Petite Nation  | 3356              | 2984            | 145                |                     |                            | 36                   |                      |                       |                           | 56                | 99        |
| 274. Portland       | 102               | 55              | 23                 | 24                  |                            |                      |                      |                       |                           |                   |           |
| 275. Sheen          | 230               | 151             |                    |                     |                            |                      |                      |                       |                           |                   |           |
| 276. Templeton      | 1711              | 1351            | 148                |                     | 7                          | 136                  |                      |                       |                           | 64                | 2         |
| 277. Wakefield      | 588               | 307             | 44                 |                     |                            | 177                  |                      |                       |                           | 59                |           |
| 278. Waltham        | 186               | 121             | 19                 |                     |                            | 37                   |                      |                       |                           | 9                 |           |
| 279. Low            | 272               | 224             | 5                  |                     |                            | 21                   |                      |                       |                           | 2                 | 20        |
| Total of Ottawa     | 22903             | 14106           | 3251               | 818                 | 232                        | 1907                 |                      |                       |                           | 1203              | 362       |

COUNTY OF

|                                                |       |       |  |  |  |    |  |  |  |   |  |
|------------------------------------------------|-------|-------|--|--|--|----|--|--|--|---|--|
| 280. St. Casimir                               | 1093  | 1088  |  |  |  | 4  |  |  |  |   |  |
| 281. Grondines                                 | 1468  | 1468  |  |  |  |    |  |  |  |   |  |
| 282. Deschambault                              | 2624  | 2599  |  |  |  |    |  |  |  | 1 |  |
| 283. Township of Alton                         | 205   | 205   |  |  |  |    |  |  |  |   |  |
| 284. Cap Santé                                 | 3473  | 3144  |  |  |  | 50 |  |  |  |   |  |
| 285. St. Bazile                                | 715   | 703   |  |  |  |    |  |  |  |   |  |
| 286. St. Raymond                               | 1701  | 1374  |  |  |  |    |  |  |  |   |  |
| 287. Ste. Catherine                            | 1789  | 1679  |  |  |  |    |  |  |  |   |  |
| 288. Ecureuils                                 | 569   | 569   |  |  |  |    |  |  |  |   |  |
| 289. Pointe-aux-Trembles                       | 2077  | 2066  |  |  |  | 10 |  |  |  |   |  |
| 290. St. Augustin                              | 1748  | 1722  |  |  |  |    |  |  |  | 1 |  |
| 291. Annciene Lorette and part of St. Ambroise | 1600  | 1587  |  |  |  |    |  |  |  |   |  |
| 292. Part of Ste. Foye                         | 304   | 281   |  |  |  | 7  |  |  |  |   |  |
| Total of Portneuf                              | 19366 | 18485 |  |  |  | 71 |  |  |  | 2 |  |

COUNTY OF

|                   |      |      |     |     |    |  |  |  |  |  |   |
|-------------------|------|------|-----|-----|----|--|--|--|--|--|---|
| 293. Notre Dame   | 3022 | 2213 | 579 | 224 |    |  |  |  |  |  | 6 |
| 294. St. Gabriel  | 1397 | 689  | 384 | 324 |    |  |  |  |  |  |   |
| 295. St. Ambroise | 2575 | 2524 | 51  |     |    |  |  |  |  |  |   |
| 296. Beauport     | 2377 | 2322 | 45  | 8   |    |  |  |  |  |  | 2 |
| 297. Charlesbourg | 2063 | 966  | 73  | 20  |    |  |  |  |  |  | 4 |
| 298. St. Dunstan  | 391  | 182  | 127 | 82  |    |  |  |  |  |  |   |
| 299. St. Edmond   | 481  | 330  | 86  | 59  | 2  |  |  |  |  |  | 2 |
| 300. Ste. Foy     | 2173 | 1901 | 135 | 92  | 20 |  |  |  |  |  | 1 |

CENSUS, BY RELIGION, 1851-2.

OTTAWA.—(Continued.)

| Lutherans. | Congregationalists. | Quakers. | Bible Christians. | Christians. | Second Adventists. | Protestants. | Disciples. | Jews. | Menonists and Tunkers. | Universalists. | Unitarians. | Mormons. | Not known. | No Creed given. | Other Creeds not classed. |
|------------|---------------------|----------|-------------------|-------------|--------------------|--------------|------------|-------|------------------------|----------------|-------------|----------|------------|-----------------|---------------------------|
|            | 2                   |          |                   |             |                    | 38           |            |       |                        | 3              |             |          | 18         |                 |                           |
|            |                     |          |                   |             |                    |              |            |       |                        |                |             |          | 5          |                 |                           |
|            |                     |          |                   |             |                    |              |            |       |                        |                |             |          | 5          |                 |                           |
|            |                     |          |                   |             |                    |              |            |       |                        |                |             |          | 4          |                 |                           |
| 1          | 2                   |          |                   |             |                    |              |            |       |                        | 8              |             |          | 19         | 6               |                           |
|            |                     |          |                   |             |                    | 73           |            |       |                        |                |             |          | 6          |                 |                           |
|            |                     |          |                   |             |                    | 1            |            |       |                        | 1              |             |          |            |                 |                           |
| 1          | 7                   | 3        | 1                 |             |                    | 756          |            |       |                        | 44             | 7           | 1        | 105        | 73              | 26                        |

PORTNEUF.

|  |  |  |  |  |  |     |  |  |  |  |  |  |  |   |  |
|--|--|--|--|--|--|-----|--|--|--|--|--|--|--|---|--|
|  |  |  |  |  |  |     |  |  |  |  |  |  |  | 1 |  |
|  |  |  |  |  |  |     |  |  |  |  |  |  |  | 5 |  |
|  |  |  |  |  |  | 19  |  |  |  |  |  |  |  |   |  |
|  |  |  |  |  |  | 279 |  |  |  |  |  |  |  |   |  |
|  |  |  |  |  |  | 12  |  |  |  |  |  |  |  |   |  |
|  |  |  |  |  |  | 327 |  |  |  |  |  |  |  |   |  |
|  |  |  |  |  |  | 110 |  |  |  |  |  |  |  |   |  |
|  |  |  |  |  |  |     |  |  |  |  |  |  |  | 1 |  |
|  |  |  |  |  |  |     |  |  |  |  |  |  |  |   |  |
|  |  |  |  |  |  | 25  |  |  |  |  |  |  |  |   |  |
|  |  |  |  |  |  |     |  |  |  |  |  |  |  |   |  |
|  |  |  |  |  |  | 13  |  |  |  |  |  |  |  |   |  |
|  |  |  |  |  |  | 16  |  |  |  |  |  |  |  |   |  |
|  |  |  |  |  |  | 801 |  |  |  |  |  |  |  | 7 |  |

QUEBEC.

|   |  |  |  |  |  |  |  |  |  |  |  |  |  |  |  |
|---|--|--|--|--|--|--|--|--|--|--|--|--|--|--|--|
| 1 |  |  |  |  |  |  |  |  |  |  |  |  |  |  |  |
|---|--|--|--|--|--|--|--|--|--|--|--|--|--|--|--|

No. II.—LOWER CANADA PERSONAL  
COUNTY OF

| TOWNSHIPS, &c.             | Total Population. | Church of Rome. | Church of England. | Church of Scotland. | Free Church Presbyterians. | Other Presbyterians. | Wesleyan Methodists. | Episcopal Methodists. | New Connexion Methodists. | Other Methodists. | Baptists. |
|----------------------------|-------------------|-----------------|--------------------|---------------------|----------------------------|----------------------|----------------------|-----------------------|---------------------------|-------------------|-----------|
| 302. Ancienne Lorette..... | 889               | 880             | 7                  | 2                   |                            |                      |                      |                       |                           |                   |           |
| 303. St. Roch.....         | 3706              | 3221            | 425                | 51                  |                            |                      |                      |                       |                           |                   |           |
| 304. Indians.....          | 218               | 218             |                    |                     |                            |                      |                      |                       |                           |                   |           |
| 305. General Hospital..... | 182               | 182             |                    |                     |                            |                      |                      |                       |                           |                   |           |
| Total of Québec.....       | 19474             | 16629           | 1912               | 862                 | 22                         |                      |                      |                       |                           | 39                | 9         |

COUNTY OF

|                               |       |       |     |    |  |    |   |  |  |  |  |
|-------------------------------|-------|-------|-----|----|--|----|---|--|--|--|--|
| 306. Village of St. Ours..... | 512   | 541   |     |    |  |    | 1 |  |  |  |  |
| 307. Parish of St. Ours.....  | 3394  | 3371  | 22  | 1  |  |    |   |  |  |  |  |
| 308. William Henry.....       | 3424  | 2975  | 387 | 30 |  | 32 |   |  |  |  |  |
| 309. St. Pierre, Sorel.....   | 3967  | 3871  | 53  | 41 |  | 2  |   |  |  |  |  |
| 310. Ste. Victoire.....       | 2100  | 2088  | 12  |    |  |    |   |  |  |  |  |
| 311. St. Charles.....         | 1624  | 1619  | 2   |    |  | 3  |   |  |  |  |  |
| 312. St. Denis.....           | 3260  | 3259  | 1   |    |  |    |   |  |  |  |  |
| 313. St. Barnabé.....         | 1415  | 1415  |     |    |  |    |   |  |  |  |  |
| 314. St. Judes.....           | 1650  | 1650  |     |    |  |    |   |  |  |  |  |
| 315. St. Aimé.....            | 4310  | 4309  | 1   |    |  |    |   |  |  |  |  |
| Total of Richelieu.....       | 25686 | 25098 | 478 | 72 |  | 38 |   |  |  |  |  |

COUNTY OF

|                                             |       |       |    |    |  |     |  |  |  |   |   |
|---------------------------------------------|-------|-------|----|----|--|-----|--|--|--|---|---|
| 316. Rivière du Loup.....                   | 970   | 967   |    |    |  |     |  |  |  |   |   |
| 317. Fraserville.....                       | 995   | 932   |    |    |  | 1   |  |  |  |   |   |
| 318. Chemin du Lac.....                     | 762   | 723   |    |    |  | 5   |  |  |  |   |   |
| 319. Kacouna, St. George.....               | 1457  | 1453  | 4  |    |  |     |  |  |  |   |   |
| 320. St. Arsène.....                        | 1929  | 1929  |    |    |  |     |  |  |  |   |   |
| 321. Whitworth.....                         | 415   | 415   |    |    |  |     |  |  |  |   |   |
| 322. Isle Verte.....                        | 2663  | 2661  |    |    |  |     |  |  |  | 2 |   |
| 323. Viger.....                             | 225   | 225   |    |    |  |     |  |  |  |   |   |
| 324. St. Eloi.....                          | 1166  | 1166  |    |    |  |     |  |  |  |   |   |
| 325. Trois, Pistoles and Boisbouscache..... | 2846  | 2834  |    |    |  | 12  |  |  |  |   |   |
| 326. St. Simon.....                         | 1661  | 1660  | 1  |    |  |     |  |  |  |   |   |
| 327. St. Fabien.....                        | 988   | 986   | 2  |    |  |     |  |  |  |   |   |
| 328. Bic.....                               | 1391  | 1381  |    |    |  |     |  |  |  |   |   |
| 329. Rimouski.....                          | 3653  | 3648  | 4  |    |  | 1   |  |  |  |   |   |
| 330. Ste. Luce and Neigette.....            | 1895  | 1895  |    |    |  |     |  |  |  |   |   |
| 331. Ste. Flavie and St. Joseph.....        | 1634  | 1624  | 8  |    |  | 2   |  |  |  |   |   |
| 332. Métis.....                             | 657   | 386   | 32 |    |  | 238 |  |  |  |   | 1 |
| 333. McNider.....                           | 200   | 142   | 11 |    |  | 47  |  |  |  |   |   |
| 334. Matane, Township.....                  | 111   | 107   | 4  |    |  |     |  |  |  |   |   |
| 335. Matane, Parish.....                    | 1083  | 1055  |    | 28 |  |     |  |  |  |   |   |
| 436. Township of St. Denis.....             | 78    | 78    |    |    |  |     |  |  |  |   |   |
| 337. Indians.....                           | 103   | 103   |    |    |  |     |  |  |  |   |   |
| Total of Rimouski.....                      | 26882 | 26370 | 66 | 28 |  | 306 |  |  |  |   |   |

CENSUS, BY RELIGION, 1851-2.  
QUEBEC.—(Continued.)

| Lutherans. | Congregationalists. | Quakers. | Bible Christians. | Christians. | Second Adventists. | Protestants. | Disciples. | Jews. | Menonists and Tunkers. | Universalists. | Unitarians. | Mormons. | Not known. | No Creed given. | Other Creeds not classed. |
|------------|---------------------|----------|-------------------|-------------|--------------------|--------------|------------|-------|------------------------|----------------|-------------|----------|------------|-----------------|---------------------------|
| 1          |                     |          |                   |             |                    |              |            |       |                        |                |             |          |            |                 |                           |

RICHELIEU.

|  |  |  |  |  |  |  |  |  |  |  |  |  |  |  |  |
|--|--|--|--|--|--|--|--|--|--|--|--|--|--|--|--|
|  |  |  |  |  |  |  |  |  |  |  |  |  |  |  |  |
|--|--|--|--|--|--|--|--|--|--|--|--|--|--|--|--|

RIMOUSKI.

|  |  |  |  |  |  |     |  |  |  |  |  |  |  |  |  |
|--|--|--|--|--|--|-----|--|--|--|--|--|--|--|--|--|
|  |  |  |  |  |  | 3   |  |  |  |  |  |  |  |  |  |
|  |  |  |  |  |  | 62  |  |  |  |  |  |  |  |  |  |
|  |  |  |  |  |  | 34  |  |  |  |  |  |  |  |  |  |
|  |  |  |  |  |  | 10  |  |  |  |  |  |  |  |  |  |
|  |  |  |  |  |  | 109 |  |  |  |  |  |  |  |  |  |





No. II.—LOWER CANADA PERSONAL  
COUNTY OF

| TOWNSHIPS, &c.                      | Total Population. | Church of Rome. | Church of England. | Church of Scotland. | Free Church Presbyterians. | Other Presbyterians. | Wesleyan Methodists. | Episcopal Methodists. | New Connexion Methodists. | Other Methodists. | Baptists. |
|-------------------------------------|-------------------|-----------------|--------------------|---------------------|----------------------------|----------------------|----------------------|-----------------------|---------------------------|-------------------|-----------|
| 375. Township of Labarre.....       | 100               | 100             |                    |                     |                            |                      |                      |                       |                           |                   |           |
| 376. Township of Métabetchouan..... | 50                | 35              |                    |                     |                            | 6                    |                      |                       |                           |                   |           |
| 377. Indians.....                   | 663               | 663             |                    |                     |                            |                      |                      |                       |                           |                   |           |
| Total of Saguenay.....              | 20783             | 20602           | 2                  |                     |                            | 60                   |                      |                       |                           |                   |           |

COUNTY OF

|                                                   |       |       |     |   |  |    |    |  |  |    |  |
|---------------------------------------------------|-------|-------|-----|---|--|----|----|--|--|----|--|
| 378. Three-Rivers.....                            | 4835  | 4782  |     |   |  | 21 |    |  |  | 12 |  |
| 399. Parish of Three-Rivers.....                  | 801   | 483   | 147 |   |  | 27 | 12 |  |  | 27 |  |
| 380. Shawenegan.....                              | 283   | 282   |     |   |  |    |    |  |  |    |  |
| 381. St. Etienne, Fief.....                       | 912   | 904   | 1   |   |  |    |    |  |  |    |  |
| 382. Pointe du Lac.....                           | 1602  | 1590  |     |   |  | 1  |    |  |  |    |  |
| 383. Yamachicho.....                              | 4123  | 4111  |     |   |  |    |    |  |  |    |  |
| 384. St. Barnabé.....                             | 1490  | 1487  |     |   |  |    |    |  |  |    |  |
| 385. Rivière du Loup.....                         | 3048  | 3025  |     |   |  |    |    |  |  |    |  |
| 386. St. Léon.....                                | 2294  | 2292  |     |   |  |    |    |  |  | 2  |  |
| 387. St. Paulin.....                              | 767   | 767   |     |   |  |    |    |  |  |    |  |
| 388. Hunterstown.....                             | 388   | 372   |     |   |  |    |    |  |  |    |  |
| 389. Ste. Ursule.....                             | 2048  | 2021  |     |   |  |    |    |  |  |    |  |
| 390. St. Didace.....                              | 689   | 676   |     |   |  |    |    |  |  |    |  |
| 391. Maskinongé.....                              | 3881  | 3864  | 2   | 3 |  |    |    |  |  |    |  |
| 392. Gaol of Three-Rivers.....                    | 15    | 5     |     |   |  | 1  |    |  |  | 8  |  |
| 393. Friar's School.....                          | 5     | 5     |     |   |  |    |    |  |  |    |  |
| 394. Ursulines.....                               | 81    | 81    |     |   |  |    |    |  |  |    |  |
| 395. Squatters in back Country, estimated at..... | 300   | 300   |     |   |  |    |    |  |  |    |  |
| Total of St. Maurice.....                         | 27562 | 27047 | 150 | 3 |  | 50 | 12 |  |  | 49 |  |

COUNTY OF

|                                 |       |       |     |   |  |    |   |  |  |    |     |
|---------------------------------|-------|-------|-----|---|--|----|---|--|--|----|-----|
| 396. St. Hyacinthe, Town.....   | 3194  | 2971  |     |   |  |    |   |  |  |    |     |
| 397. St. Hyacinthe, Parish..... | 3313  | 3283  | 24  |   |  |    |   |  |  |    |     |
| 398. La Présentation.....       | 1755  | 1755  |     |   |  |    |   |  |  |    |     |
| 399. St. Damase.....            | 2783  | 2782  |     |   |  |    |   |  |  |    |     |
| 400. St. Césaire.....           | 4866  | 4638  | 20  |   |  | 27 |   |  |  |    | 10  |
| 401. L'Ange Gardien.....        | 1462  | 1443  |     |   |  |    |   |  |  |    |     |
| 402. Abbotford.....             | 522   | 284   | 130 |   |  | 1  |   |  |  | 24 | 1   |
| 403. St. Pie.....               | 4056  | 3901  | 28  | 1 |  |    | 6 |  |  | 2  | 92  |
| 404. St. Dominique.....         | 1998  | 1993  |     |   |  | 5  |   |  |  |    |     |
| 405. Ste. Rosalie.....          | 1899  | 1899  |     |   |  |    |   |  |  |    |     |
| 406. St. Simon.....             | 1784  | 1778  |     |   |  |    |   |  |  |    |     |
| 407. St. Hugues.....            | 2990  | 2983  |     |   |  |    |   |  |  |    |     |
| Total of St. Hyacinthe.....     | 30623 | 29710 | 202 | 1 |  | 33 | 6 |  |  | 26 | 103 |

CENSUS, BY RELIGION, 1851-2.  
SAGUENAY.—(Continued.)

| Lutherans. | Congregationalists. | Quakers. | Bible Christians. | Christians. | Second Adventists. | Protestants. | Disciples. | Jews. | Menonists and Tunkers. | Universalists. | Unitarians. | Mormons. | Not known. | No Creed given. | Other Creeds not classed. |
|------------|---------------------|----------|-------------------|-------------|--------------------|--------------|------------|-------|------------------------|----------------|-------------|----------|------------|-----------------|---------------------------|
|            |                     |          |                   |             |                    | 1            |            |       |                        |                |             |          |            | 8               |                           |
| 2          |                     |          |                   |             |                    | 105          |            |       |                        |                |             |          |            | 10              | 1                         |

ST. MAURICE.

|  |  |  |  |  |  |     |  |    |  |  |   |  |   |   |  |
|--|--|--|--|--|--|-----|--|----|--|--|---|--|---|---|--|
|  |  |  |  |  |  | 20  |  |    |  |  |   |  |   |   |  |
|  |  |  |  |  |  | 92  |  | 11 |  |  |   |  |   | 2 |  |
|  |  |  |  |  |  | 1   |  |    |  |  |   |  |   |   |  |
|  |  |  |  |  |  | 7   |  |    |  |  |   |  |   |   |  |
|  |  |  |  |  |  | 4   |  |    |  |  | 7 |  |   |   |  |
|  |  |  |  |  |  | 12  |  |    |  |  |   |  |   |   |  |
|  |  |  |  |  |  | 3   |  |    |  |  |   |  |   |   |  |
|  |  |  |  |  |  | 23  |  |    |  |  |   |  |   |   |  |
|  |  |  |  |  |  |     |  |    |  |  |   |  |   |   |  |
|  |  |  |  |  |  | 16  |  |    |  |  |   |  |   |   |  |
|  |  |  |  |  |  | 26  |  | 1  |  |  |   |  |   |   |  |
|  |  |  |  |  |  | 13  |  |    |  |  |   |  |   |   |  |
|  |  |  |  |  |  | 9   |  | 3  |  |  |   |  |   |   |  |
|  |  |  |  |  |  | 1   |  |    |  |  |   |  |   |   |  |
|  |  |  |  |  |  |     |  |    |  |  |   |  |   |   |  |
|  |  |  |  |  |  | 227 |  | 15 |  |  | 7 |  | 2 |   |  |

ST. HYACINTHE.

|  |  |    |  |  |   |     |  |  |  |  |   |  |  |  |     |
|--|--|----|--|--|---|-----|--|--|--|--|---|--|--|--|-----|
|  |  |    |  |  |   | 111 |  |  |  |  |   |  |  |  | 112 |
|  |  |    |  |  |   | 6   |  |  |  |  |   |  |  |  |     |
|  |  |    |  |  |   | 1   |  |  |  |  |   |  |  |  |     |
|  |  | 1  |  |  | 3 | 165 |  |  |  |  |   |  |  |  | 2   |
|  |  | 75 |  |  |   | 20  |  |  |  |  | 7 |  |  |  |     |
|  |  | 11 |  |  |   | 9   |  |  |  |  |   |  |  |  | 6   |
|  |  |    |  |  |   |     |  |  |  |  |   |  |  |  |     |
|  |  |    |  |  |   | 6   |  |  |  |  |   |  |  |  |     |
|  |  |    |  |  |   | 7   |  |  |  |  |   |  |  |  |     |
|  |  |    |  |  |   | 325 |  |  |  |  | 7 |  |  |  | 120 |
|  |  | 87 |  |  | 3 |     |  |  |  |  |   |  |  |  |     |

No. II.—LOWER CANADA PERSONAL  
COUNTY OF

| TOWNSHIPS, &c.    | Total Population. | Church of Rome. | Church of England. | Church of Scotland. | Free Church Presbyterians. | Other Presbyterians. | Wesleyan Methodists. | Episcopal Methodists. | New Connexion Methodists. | Other Methodists. | Baptists. |
|-------------------|-------------------|-----------------|--------------------|---------------------|----------------------------|----------------------|----------------------|-----------------------|---------------------------|-------------------|-----------|
| 409. Milton       | 1741              | 1453            | 130                |                     |                            | 13                   | 58                   |                       |                           |                   | 65        |
| 410. Roxton       | 1226              | 982             | 74                 | 10                  |                            | 7                    | 49                   |                       |                           |                   | 54        |
| 411. Ely          | 1018              | 687             | 62                 | 98                  |                            |                      |                      |                       |                           | 53                | 5         |
| 412. Granby       | 2392              | 935             | 449                |                     |                            |                      | 457                  |                       |                           |                   | 52        |
| 413. Shefford     | 2512              | 646             | 882                |                     |                            | 72                   | 264                  |                       |                           |                   | 88        |
| 414. Stukeley     | 2194              | 1620            | 156                | 9                   |                            | 6                    | 132                  |                       | 94                        |                   | 25        |
| 415. Farnham      | 3304              | 1546            | 455                |                     |                            | 198                  |                      |                       |                           | 182               | 75        |
| 416. Brome        | 2095              | 167             | 354                |                     |                            | 88                   |                      |                       |                           | 267               | 94        |
| Total of Shefford | 16482             | 8036            | 2562               | 117                 |                            | 384                  | 960                  |                       | 94                        | 502               | 458       |

COUNTY OF

|                                     |       |      |      |  |  |      |  |  |  |      |      |
|-------------------------------------|-------|------|------|--|--|------|--|--|--|------|------|
| 417. Hereford                       | 346   | 3    | 52   |  |  | 27   |  |  |  | 60   | 94   |
| 418. Clifton                        | 380   | 55   | 82   |  |  |      |  |  |  | 65   | 95   |
| 419. Auckland                       | 14    |      |      |  |  |      |  |  |  | 14   |      |
| 420. Compton                        | 2718  | 556  | 480  |  |  | 75   |  |  |  | 668  | 478  |
| 421. Orford                         | 581   | 294  | 184  |  |  | 33   |  |  |  | 22   |      |
| 422. Sherbrooke, Town, in Orford    | 441   | 80   | 144  |  |  | 60   |  |  |  | 46   | 1    |
| 423. Sherbrooke, in Ascot           | 2557  | 1258 | 737  |  |  | 167  |  |  |  | 172  | 27   |
| 424. Ascot                          | 1268  | 396  | 299  |  |  | 28   |  |  |  | 151  | 96   |
| 425. Eaton                          | 1500  | 189  | 408  |  |  | 9    |  |  |  | 104  | 346  |
| 426. Newport                        | 342   | 33   | 104  |  |  |      |  |  |  | 66   | 66   |
| 427. Bury                           | 783   | 50   | 287  |  |  | 265  |  |  |  | 91   | 38   |
| 428. Lingwick                       | 808   | 13   | 55   |  |  | 735  |  |  |  |      |      |
| 429. Weedon                         | 299   | 292  | 7    |  |  |      |  |  |  |      |      |
| 430. Melbourne and Gore of Brompton | 2016  | 428  | 539  |  |  | 401  |  |  |  | 209  | 87   |
| 331. Brompton                       | 749   | 303  | 96   |  |  | 141  |  |  |  | 204  |      |
| 432. Shipton                        | 3285  | 1130 | 648  |  |  | 298  |  |  |  | 299  | 13   |
| 433. Windsor                        | 590   | 180  | 127  |  |  | 174  |  |  |  | 47   | 1    |
| 434. Dudswell                       | 500   | 35   | 156  |  |  |      |  |  |  | 72   | 136  |
| 435. Westbury                       | 115   | 14   | 55   |  |  | 1    |  |  |  | 31   | 11   |
| 436. Garthby                        | 141   | 141  |      |  |  |      |  |  |  |      |      |
| 437. Winslow                        | 457   | 254  |      |  |  | 203  |  |  |  |      |      |
| 438. Stratford                      | 124   | 124  |      |  |  |      |  |  |  |      |      |
| 439. Stoke                          |       |      |      |  |  |      |  |  |  |      |      |
| 440. Hampden                        |       |      |      |  |  |      |  |  |  |      |      |
| 441. Ditton                         |       |      |      |  |  |      |  |  |  |      |      |
| 442. Marston                        |       |      |      |  |  |      |  |  |  |      |      |
| 443. Whitton                        |       |      |      |  |  |      |  |  |  |      |      |
| 444. Clinton                        |       |      |      |  |  |      |  |  |  |      |      |
| 445. Chesham                        |       |      |      |  |  |      |  |  |  |      |      |
| Total of Sherbrooke                 | 20014 | 5828 | 4460 |  |  | 2617 |  |  |  | 2321 | 1489 |

CENSUS, BY RELIGION, 1851-2.  
SHEFFORD.

| Lutherans. | Congregationalists. | Quakers. | Bible Christians. | Christians. | Second Adventists. | Protestants. | Disciples. | Jews. | Menonists and Tunkers. | Universalists. | Unitarians. | Mormons. | Not known. | No Creed given. | Other Creeds not classed. |
|------------|---------------------|----------|-------------------|-------------|--------------------|--------------|------------|-------|------------------------|----------------|-------------|----------|------------|-----------------|---------------------------|
|            | 3                   |          |                   |             |                    |              |            |       |                        | 11             |             |          |            | 8               |                           |
|            | 29                  |          |                   |             |                    |              |            |       |                        | 13             | 1           |          |            | 7               |                           |
|            | 12                  |          |                   |             |                    |              | 22         |       |                        | 21             |             |          |            | 50              | 8                         |
|            | 489                 |          |                   |             | 8                  |              |            |       |                        | 109            | 3           |          |            | 220             | 2                         |
|            | 59                  | 1        |                   |             | 168                |              |            |       |                        | 43             |             |          | 20         | 55              |                           |
|            |                     | 129      |                   |             | 34                 |              |            |       |                        | 12             |             |          |            | 678             | 21                        |
|            | 64                  | 5        |                   |             | 7                  |              |            |       |                        | 82             |             |          |            | 967             |                           |
|            | 656                 | 135      |                   |             | 225                |              |            |       |                        | 291            | 4           |          | 20         | 1987            | 29                        |

SHERBROOKE.

|  |      |  |  |  |     |  |  |  |  |      |  |  |  |    |     |
|--|------|--|--|--|-----|--|--|--|--|------|--|--|--|----|-----|
|  | 24   |  |  |  |     |  |  |  |  | 49   |  |  |  | 11 | 26  |
|  | 26   |  |  |  |     |  |  |  |  | 11   |  |  |  |    | 46  |
|  | 146  |  |  |  | 7   |  |  |  |  | 237  |  |  |  |    | 71  |
|  | 30   |  |  |  |     |  |  |  |  | 17   |  |  |  |    | 1   |
|  | 82   |  |  |  | 8   |  |  |  |  | 3    |  |  |  |    | 17  |
|  | 153  |  |  |  |     |  |  |  |  | 31   |  |  |  |    | 12  |
|  | 67   |  |  |  |     |  |  |  |  | 231  |  |  |  |    |     |
|  | 255  |  |  |  | 14  |  |  |  |  | 126  |  |  |  |    | 49  |
|  | 29   |  |  |  |     |  |  |  |  | 7    |  |  |  |    | 37  |
|  | 5    |  |  |  |     |  |  |  |  | 8    |  |  |  |    | 39  |
|  | 4    |  |  |  |     |  |  |  |  | 1    |  |  |  |    |     |
|  | 118  |  |  |  | 150 |  |  |  |  | 69   |  |  |  |    | 15  |
|  |      |  |  |  |     |  |  |  |  | 2    |  |  |  |    | 3   |
|  | 270  |  |  |  | 92  |  |  |  |  | 524  |  |  |  |    | 11  |
|  | 42   |  |  |  | 19  |  |  |  |  |      |  |  |  |    |     |
|  | 16   |  |  |  | 1   |  |  |  |  | 80   |  |  |  |    | 4   |
|  | 1    |  |  |  |     |  |  |  |  | 2    |  |  |  |    |     |
|  | 1270 |  |  |  | 291 |  |  |  |  | 1396 |  |  |  | 11 | 331 |

No. II.—LOWER CANADA PERSONAL COUNTY OF

Table with 11 columns: Total Population, Church of Rome, Church of England, Church of Scotland, Free Church Presbyterians, Other Presbyterians, Wesleyan Methodists, Episcopal Methodists, New Connexion Methodists, Other Methodists, Baptists. Rows include townships like Stanstead, Barnston, Hatley, Bolton, Potton, Magog, Barford, and a total for Stanstead.

Table with 11 columns: Total Population, Church of Rome, Church of England, Church of Scotland, Free Church Presbyterians, Other Presbyterians, Wesleyan Methodists, Episcopal Methodists, New Connexion Methodists, Other Methodists, Baptists. Rows include villages and parishes like Ste. Thérèse, St. Janvier, St. Jérôme, Morin, Abercrombie, Lacorne, Ste. Anne, Terrebonne, François de Sales, Vincent de Paul, Ste. Rose, Ste. Martin, and a total for Terrebonne.

Table with 11 columns: Total Population, Church of Rome, Church of England, Church of Scotland, Free Church Presbyterians, Other Presbyterians, Wesleyan Methodists, Episcopal Methodists, New Connexion Methodists, Other Methodists, Baptists. Rows include parishes like St. Benoît, St. Placide, Ste. Scholastique, St. Hermas, St. Colomban, Mission du Lac, St. Raphaël, St. Eustache, Villages of St. Eustache, St. Augustin, St. André, Lachûte, Chatham, Wentworth, Grenville, Harrington, Gore, and a total for Two Mountains.

CENSUS, BY RELIGION, 1851-2. STANSTEAD.

Table with 15 columns: Lutherans, Congregationalists, Quakers, Bible Christians, Christians, Second Adventists, Protestants, Disciples, Jews, Menonists and Tunkers, Universalists, Unitarians, Mormons, Not known, No Creed given, Other Creeds not classed. Row shows a total for Stanstead with 680 Lutherans and 16 Quakers.

TERREBONNE.

Table with 15 columns: Lutherans, Congregationalists, Quakers, Bible Christians, Christians, Second Adventists, Protestants, Disciples, Jews, Menonists and Tunkers, Universalists, Unitarians, Mormons, Not known, No Creed given, Other Creeds not classed. Row shows a total for Terrebonne with 7 Lutherans and 63 Protestants.

TWO MOUNTAINS.

Table with 15 columns: Lutherans, Congregationalists, Quakers, Bible Christians, Christians, Second Adventists, Protestants, Disciples, Jews, Menonists and Tunkers, Universalists, Unitarians, Mormons, Not known, No Creed given, Other Creeds not classed. Row shows a total for Two Mountains with 139 Lutherans and 12 Quakers.

No. II.—LOWER CANADA PERSONAL  
COUNTY OF

| TOWNSHIPS, &c.               | Total Population. | Church of Rome. | Church of England. | Church of Scotland. | Free Church Presbyterians. | Other Presbyterians. | Wesleyan Methodists. | Episcopal Methodists. | New Connexion Methodists. | Other Methodists. | Baptists. |
|------------------------------|-------------------|-----------------|--------------------|---------------------|----------------------------|----------------------|----------------------|-----------------------|---------------------------|-------------------|-----------|
| 533. Isle Perrot.....        | 891               | 887             |                    |                     |                            |                      |                      |                       |                           |                   |           |
| 534. Vaudreuil.....          | 3369              | 2748            | 340                |                     |                            | 50                   |                      |                       |                           | 71                |           |
| 535. Vaudreuil, Village..... | 443               | 432             | 1                  |                     |                            |                      |                      |                       |                           |                   |           |
| 536. Rigaud.....             | 3260              | 3087            | 8                  |                     |                            | 27                   |                      |                       |                           | 8                 | 28        |
| 537. Ste. Marthe.....        | 1466              | 1386            |                    |                     |                            |                      |                      |                       |                           | 8                 |           |
| 538. St. Polycarpe.....      | 4141              | 3709            |                    |                     |                            | 276                  |                      |                       |                           |                   |           |
| 539. St. Ignace.....         | 2143              | 2040            | 67                 |                     |                            | 36                   |                      |                       |                           |                   |           |
| 540. St. Joseph.....         | 2338              | 2297            | 33                 |                     |                            | 8                    |                      |                       |                           |                   |           |
| 541. St. Clet.....           | 1257              | 1157            |                    |                     |                            |                      |                      |                       |                           |                   |           |
| 542. St. Zotique.....        | 1633              | 1423            | 122                |                     |                            | 69                   |                      |                       |                           |                   |           |
| 543. Newton.....             | 488               | 262             | 9                  |                     |                            | 182                  |                      |                       |                           |                   |           |
| Total of Vaudreuil.....      | 21429             | 19428           | 580                |                     |                            | 648                  |                      |                       |                           | 87                | 28        |

COUNTY OF

|                         |       |       |   |  |  |   |  |  |  |   |   |
|-------------------------|-------|-------|---|--|--|---|--|--|--|---|---|
| 544. Varennes.....      | 3300  | 3235  |   |  |  | 2 |  |  |  |   | 2 |
| 545. Verchères.....     | 3063  | 3063  |   |  |  |   |  |  |  |   |   |
| 546. Contrecoeur.....   | 1555  | 1535  |   |  |  |   |  |  |  |   |   |
| 547. Belœil.....        | 2250  | 2219  |   |  |  |   |  |  |  | 1 |   |
| 548. St. Marc.....      | 1243  | 1220  | 3 |  |  |   |  |  |  |   |   |
| 549. St. Antoine.....   | 1784  | 1762  |   |  |  |   |  |  |  |   |   |
| 550. Ste. Julie.....    | 1198  | 1193  |   |  |  |   |  |  |  |   |   |
| Total of Verchères..... | 14393 | 14227 | 3 |  |  | 2 |  |  |  |   | 3 |

COUNTY OF

|                        |       |       |    |  |  |    |  |  |  |  |  |
|------------------------|-------|-------|----|--|--|----|--|--|--|--|--|
| 551. St. David.....    | 3159  | 3138  | 16 |  |  | 5  |  |  |  |  |  |
| 552. St. Michel.....   | 2569  | 2562  |    |  |  |    |  |  |  |  |  |
| 553. St. François..... | 4385  | 4312  | 3  |  |  |    |  |  |  |  |  |
| 554. La Baie.....      | 3086  | 3073  |    |  |  |    |  |  |  |  |  |
| 555. St. Zéphirin..... | 1313  | 1285  | 15 |  |  | 12 |  |  |  |  |  |
| 556. Indriens.....     | 236   | 236   |    |  |  |    |  |  |  |  |  |
| Total of Yamaska.....  | 14748 | 14606 | 34 |  |  | 17 |  |  |  |  |  |

CITY OF

|                            |       |       |      |  |  |      |  |  |  |      |     |
|----------------------------|-------|-------|------|--|--|------|--|--|--|------|-----|
| 557. City of Montreal..... | 57715 | 41464 | 3993 |  |  | 2832 |  |  |  | 1213 | 272 |
|----------------------------|-------|-------|------|--|--|------|--|--|--|------|-----|

CITY OF

|                          |       |       |      |     |  |      |     |  |  |     |    |
|--------------------------|-------|-------|------|-----|--|------|-----|--|--|-----|----|
| 558. City of Quebec..... | 42052 | 32934 | 3489 | 356 |  | 1015 | 168 |  |  | 546 | 51 |
|--------------------------|-------|-------|------|-----|--|------|-----|--|--|-----|----|

CENSUS, BY RELIGION, 1851-2.

VAUDREUIL.

| Lutherans. | Congregationalists. | Quakers. | Bible Christians. | Christians. | Second Adventists. | Protestants. | Disciples. | Jews. | Menonists and Tunkers. | Universalists. | Unitarians. | Mormons. | Not known. | No Creed given. | Other Creeds not classed. |
|------------|---------------------|----------|-------------------|-------------|--------------------|--------------|------------|-------|------------------------|----------------|-------------|----------|------------|-----------------|---------------------------|
|            |                     |          |                   |             |                    | 4            |            |       |                        |                |             |          |            |                 |                           |
|            |                     |          |                   |             |                    | 97           |            |       |                        |                | 5           |          |            | 50              | 8                         |
|            |                     |          |                   |             |                    | 82           |            |       |                        |                |             |          |            | 10              |                           |
|            |                     |          |                   |             |                    | 72           |            |       |                        |                |             |          |            | 20              |                           |
|            |                     |          |                   |             |                    | 126          |            |       |                        |                |             |          |            | 30              |                           |
|            |                     |          |                   |             |                    |              |            |       |                        |                |             |          |            |                 |                           |
|            |                     |          |                   |             |                    |              |            |       |                        |                |             |          |            | 100             |                           |
|            |                     |          |                   |             |                    |              |            |       |                        | 6              | 3           |          |            | 10              |                           |
|            | 5                   |          |                   |             |                    |              |            |       |                        |                |             |          |            | 30              |                           |
|            | 5                   |          |                   |             |                    | 381          |            |       |                        | 6              | 8           |          |            | 250             | 8                         |

VERCHÈRES.

|  |  |  |  |  |  |   |  |  |  |  |  |  |  |  |     |
|--|--|--|--|--|--|---|--|--|--|--|--|--|--|--|-----|
|  |  |  |  |  |  | 1 |  |  |  |  |  |  |  |  | 60  |
|  |  |  |  |  |  |   |  |  |  |  |  |  |  |  | 20  |
|  |  |  |  |  |  | 8 |  |  |  |  |  |  |  |  | 22  |
|  |  |  |  |  |  |   |  |  |  |  |  |  |  |  | 20  |
|  |  |  |  |  |  |   |  |  |  |  |  |  |  |  | 22  |
|  |  |  |  |  |  |   |  |  |  |  |  |  |  |  | 5   |
|  |  |  |  |  |  | 9 |  |  |  |  |  |  |  |  | 149 |

YAMASKA.

|  |    |  |  |  |  |    |  |  |   |   |  |  |  |  |  |
|--|----|--|--|--|--|----|--|--|---|---|--|--|--|--|--|
|  |    |  |  |  |  | 7  |  |  |   |   |  |  |  |  |  |
|  | 69 |  |  |  |  | 1  |  |  |   |   |  |  |  |  |  |
|  |    |  |  |  |  | 13 |  |  |   | 1 |  |  |  |  |  |
|  |    |  |  |  |  |    |  |  |   |   |  |  |  |  |  |
|  | 69 |  |  |  |  | 21 |  |  | 1 |   |  |  |  |  |  |

MONTREAL.

|  |  |  |  |  |  |  |  |  |     |  |  |  |  |  |      |
|--|--|--|--|--|--|--|--|--|-----|--|--|--|--|--|------|
|  |  |  |  |  |  |  |  |  | 181 |  |  |  |  |  | 7760 |
|--|--|--|--|--|--|--|--|--|-----|--|--|--|--|--|------|

QUEBEC.

|   |    |   |  |   |  |      |  |    |  |    |  |  |  |    |      |
|---|----|---|--|---|--|------|--|----|--|----|--|--|--|----|------|
| 7 | 95 | 2 |  | 8 |  | 1404 |  | 40 |  | 18 |  |  |  | 15 | 1904 |
|---|----|---|--|---|--|------|--|----|--|----|--|--|--|----|------|





APPENDIX  
TO  
CENSUS OF CANADA,  
No. 5.

---

**UPPER-CANADA.**

CENSUS BY AGES.

---

---





## APPENDIX NO. 5.

## UPPER-CANADA.

*Census by Ages, Married, Single, Widowers and Widows, Deaths, &c.*

- |                               |                              |
|-------------------------------|------------------------------|
| 1. County of Addington,       | 25. County of Norfolk,       |
| 2. County of Brant,           | 26. County of Ontario,       |
| 3. County of Bruce,           | 27. County of Oxford,        |
| 4. County of Carleton,        | 28. County of Peel,          |
| 5. County of Dundas,          | 29. County of Perth,         |
| 6. County of Durham,          | 30. County of Peterboro',    |
| 7. County of Elgin,           | 31. County of Prescott,      |
| 8. County of Essex,           | 32. County of Prince Edward, |
| 9. County of Frontenac,       | 33. County of Renfrew,       |
| 10. County of Glengary,       | 34. County of Russell,       |
| 11. County of Grey,           | 35. County of Simcoe,        |
| 12. County of Grenville,      | 36. County of Stormont,      |
| 13. County of Haldimand,      | 37. County of Victoria,      |
| 14. County of Halton,         | 38. County of Waterloo,      |
| 15. County of Hastings,       | 39. County of Wellington,    |
| 16. County of Huron,          | 40. County of Welland,       |
| 17. County of Kent,           | 41. County of Wentworth,     |
| 18. County of Lambton,        | 42. County of York,          |
| 19. County of Lanark,         | 43. City of Toronto,         |
| 20. County of Leeds,          | 44. City of Kingston,        |
| 21. County of Lennox,         | 45. City of Hamilton,        |
| 22. County of Lincoln,        | 46. Town of Bytown,          |
| 23. County of Middlesex,      | 47. Town of London.          |
| 24. County of Northumberland, |                              |

No. III.—UPPER CANADA PERSONAL  
COUNTY OF

| TOWNSHIPS, &c.          | TOTAL POPULATION. |          |         | RESIDENTS.         |      |                        |     | Members of Family absent. |     | No. of Families. | Average Number of each Family. |
|-------------------------|-------------------|----------|---------|--------------------|------|------------------------|-----|---------------------------|-----|------------------|--------------------------------|
|                         | Males.            | Females. | Totals. | Members of Family. |      | Not Members of Family. |     | M.                        | F.  |                  |                                |
|                         |                   |          |         | M.                 | F.   | M.                     | F.  |                           |     |                  |                                |
|                         | 1                 | 2        | 3       | 4                  | 5    | 6                      | 7   | 8                         | 9   |                  |                                |
| 1. Amherst Island ..... | 668               | 619      | 1287    | 562                | 542  | 106                    | 77  | 26                        | 33  | 234              | ....                           |
| 2. Camden .....         | 3621              | 3354     | 6975    | 3308               | 3099 | 313                    | 255 | 50                        | 48  | 1165             | ....                           |
| 3. Earnestown .....     | 2617              | 2494     | 5111    | 2325               | 2250 | 292                    | 244 | 61                        | 46  | 830              | ....                           |
| 4. Shefford .....       | 962               | 830      | 1792    | 890                | 782  | 72                     | 48  | 18                        | 21  | 313              | ....                           |
| Total of Addington..... | 7868              | 7297     | 15165   | 7085               | 6673 | 783                    | 624 | 155                       | 148 | 2542             | 6                              |

COUNTY OF

|                         |       |       |       |       |       |      |      |     |      |      |      |
|-------------------------|-------|-------|-------|-------|-------|------|------|-----|------|------|------|
| 5. Brantford .....      | 3393  | 3017  | 6410  | 2847  | 2670  | 546  | 347  | 99  | 80   | 996  | .... |
| 6. Brantford, Town..... | 1974  | 1903  | 3877  | 1567  | 1581  | 407  | 322  | 15  | 8    | 692  | .... |
| 7. Burford .....        | 2357  | 2076  | 4433  | 2050  | 1881  | 307  | 195  | 20  | 21   | 772  | .... |
| 8. Dumfries, South..... | 2311  | 1986  | 4297  | 1989  | 1820  | 322  | 166  | 20  | 5    | 688  | .... |
| 9. Oakland.....         | 443   | 397   | 840   | 374   | 322   | 69   | 75   | 10  | 2    | 151  | .... |
| 10. Onondaga .....      | 1031  | 827   | 1858  | 843   | 758   | 188  | 69   | 33  | 25   | 310  | .... |
| 11. Paris, Village..... | 983   | 907   | 1890  | 795   | 811   | 188  | 96   | 1   | 7    | 307  | .... |
| 12. Tuscorora .....     | 936   | 885   | 1821  | 888   | 838   | 48   | 47   | 1   | .... | 312  | .... |
| Total of Brant.....     | 13428 | 11998 | 25426 | 11353 | 10681 | 2075 | 1317 | 199 | 148  | 4228 | 6    |

COUNTY OF

|                       |      |      |      |      |      |      |      |      |      |      |      |
|-----------------------|------|------|------|------|------|------|------|------|------|------|------|
| 13. Arran .....       | 76   | 73   | 149  | 76   | 73   | .... | .... | .... | .... | 28   | .... |
| 14. Brant .....       | 353  | 268  | 621  | 353  | 268  | .... | .... | .... | .... | 111  | .... |
| 15. Bruce .....       | 60   | 40   | 100  | 60   | 40   | .... | .... | .... | .... | 20   | .... |
| 16. Carrick .....     | .... | .... | .... | .... | .... | .... | .... | .... | .... | .... | .... |
| 17. Culross .....     | .... | .... | .... | .... | .... | .... | .... | .... | .... | .... | .... |
| 18. Elderslie .....   | 7    | 7    | 14   | 7    | 7    | .... | .... | .... | .... | 3    | .... |
| 19. Greenock .....    | 141  | 103  | 244  | 141  | 103  | .... | .... | .... | .... | 39   | .... |
| 20. Huron .....       | 135  | 101  | 236  | 135  | 101  | .... | .... | .... | .... | 53   | .... |
| 21. Kincairdine ..... | 644  | 505  | 1149 | 638  | 503  | 6    | 2    | .... | .... | 190  | .... |
| 22. Kinloss .....     | 27   | 20   | 47   | 27   | 20   | .... | .... | .... | .... | 16   | .... |
| 23. Saugeen.....      | 162  | 115  | 277  | 162  | 115  | .... | .... | .... | .... | 39   | .... |
| Total of Bruce.....   | 1605 | 1232 | 2837 | 1599 | 1230 | 6    | 2    | .... | .... | 499  | 6    |

CENSUS, BY AGES, 1851-2.  
ADDINGTON.

| Births in 1851. | Under 1 year of age. |     | Deaths under 1 year. |      | Under 2 years of age. |     | Deaths under 2 years. |      | Under 3 years of age. |     | Deaths under 3 years. |      | Under 4 years of age. |     | Deaths under 4 years. |      |    |
|-----------------|----------------------|-----|----------------------|------|-----------------------|-----|-----------------------|------|-----------------------|-----|-----------------------|------|-----------------------|-----|-----------------------|------|----|
|                 | M.                   | F.  | M.                   | F.   | M.                    | F.  | M.                    | F.   | M.                    | F.  | M.                    | F.   | M.                    | F.  | M.                    | F.   |    |
|                 |                      |     |                      |      |                       |     |                       |      |                       |     |                       |      |                       |     |                       |      | 12 |
| 29              | 28                   | 28  | 27                   | 2    | 2                     | 29  | 22                    | 1    | ....                  | 29  | 16                    | 2    | ....                  | 18  | 21                    | .... |    |
| 134             | 137                  | 132 | 126                  | 18   | 20                    | 142 | 147                   | 1    | 3                     | 129 | 145                   | 2    | 3                     | 116 | 118                   | 2    |    |
| 82              | 96                   | 81  | 90                   | .... | ....                  | 84  | 80                    | .... | 4                     | 96  | 88                    | .... | 2                     | 72  | 57                    | .... |    |
| 41              | 45                   | 35  | 39                   | 1    | 2                     | 37  | 32                    | .... | ....                  | 45  | 30                    | 1    | ....                  | 36  | 28                    | 1    |    |
| 286             | 306                  | 276 | 282                  | 21   | 24                    | 292 | 281                   | 2    | 7                     | 299 | 279                   | 5    | 5                     | 242 | 234                   | 3    |    |

BRANT.

|     |     |     |     |      |      |     |     |      |      |     |     |      |      |     |     |      |      |
|-----|-----|-----|-----|------|------|-----|-----|------|------|-----|-----|------|------|-----|-----|------|------|
| 99  | 103 | 133 | 110 | 6    | 3    | 104 | 89  | 3    | 1    | 109 | 86  | .... | 3    | 100 | 114 | 1    | .... |
| 84  | 63  | 85  | 75  | 9    | 3    | 82  | 50  | 4    | 5    | 73  | 76  | .... | 2    | 65  | 68  | 1    | 2    |
| 96  | 76  | 88  | 74  | 6    | 2    | 86  | 95  | .... | 1    | 73  | 66  | 2    | .... | 79  | 73  | .... | 1    |
| 62  | 61  | 76  | 75  | 5    | .... | 64  | 86  | 2    | 2    | 74  | 59  | 2    | .... | 64  | 65  | 1    | 2    |
| 15  | 11  | 16  | 13  | .... | .... | 18  | 12  | .... | 1    | 14  | 16  | .... | .... | 18  | 13  | .... | .... |
| 31  | 30  | 35  | 23  | 1    | 4    | 30  | 36  | 1    | 6    | 28  | 29  | .... | .... | 32  | 27  | 2    | 2    |
| 36  | 34  | 37  | 31  | 10   | 3    | 38  | 35  | 2    | .... | 22  | 47  | 1    | 1    | 39  | 29  | 1    | .... |
| 42  | 38  | 53  | 36  | .... | .... | 32  | 33  | .... | .... | 29  | 31  | 1    | .... | 34  | 39  | .... | .... |
| 465 | 416 | 523 | 437 | 37   | 15   | 454 | 437 | 12   | 15   | 432 | 410 | 6    | 6    | 431 | 428 | 6    | 7    |

BRUCE.

|      |      |      |      |      |      |      |      |      |      |      |      |      |      |      |      |      |
|------|------|------|------|------|------|------|------|------|------|------|------|------|------|------|------|------|
| .... | 1    | .... | 1    | .... | .... | 2    | 5    | .... | .... | 5    | 3    | .... | .... | 5    | 2    | .... |
| 6    | 10   | 6    | 9    | .... | .... | 13   | 11   | .... | .... | 10   | 5    | .... | .... | 11   | 12   | .... |
| 1    | 2    | 1    | 2    | .... | .... | 2    | 4    | .... | .... | 1    | 1    | .... | .... | 1    | 3    | .... |
| .... | .... | .... | .... | .... | .... | .... | .... | .... | .... | .... | .... | .... | .... | .... | .... | .... |
| .... | .... | .... | .... | .... | .... | .... | .... | .... | .... | .... | .... | .... | .... | .... | .... | .... |
| 6    | 10   | 5    | 10   | 1    | .... | 5    | 5    | .... | .... | 7    | 1    | .... | .... | 4    | 6    | .... |
| 5    | 7    | 5    | 7    | .... | .... | 4    | 7    | .... | .... | 5    | 2    | .... | .... | 3    | 3    | .... |
| 19   | 21   | 18   | 20   | 1    | 1    | 38   | 16   | .... | 2    | 17   | 19   | .... | 1    | 27   | 18   | .... |
| .... | 1    | .... | 1    | .... | .... | 1    | 1    | .... | .... | 1    | .... | .... | .... | 1    | .... | .... |
| 6    | 8    | 5    | 7    | .... | .... | 6    | 11   | .... | .... | 4    | 4    | .... | .... | 7    | 4    | .... |
| 47   | 60   | 41   | 57   | 2    | 1    | 71   | 62   | 1    | 2    | 51   | 33   | .... | 1    | 61   | 48   | .... |



No. III.—UPPER CANADA PERSONAL  
COUNTY OF

|      | BETWEEN 40 AND 50 YEARS. |    |                |          |    |                |         |     |     | BETWEEN 50 AND 60 YEARS. |    |                |          |    |                |         |    |  |  |
|------|--------------------------|----|----------------|----------|----|----------------|---------|-----|-----|--------------------------|----|----------------|----------|----|----------------|---------|----|--|--|
|      | Males.                   |    |                | Females. |    |                | Deaths. |     |     | Males.                   |    |                | Females. |    |                | Deaths. |    |  |  |
|      | Md.                      | S. | Widow-<br>ers. | Md.      | S. | Widow-<br>ers. | M.      | F.  |     | Md.                      | S. | Widow-<br>ers. | Md.      | S. | Widow-<br>ers. | M.      | F. |  |  |
|      | 66                       | 67 | 68             | 69       | 70 | 71             | 72      | 73  | 74  | 75                       | 76 | 77             | 78       | 79 | 80             | 81      |    |  |  |
| 1 .. | 44                       | 3  | 6              | 33       | 1  | 5              | 1       | ... | 35  | 6                        | 3  | 19             | 3        | 5  | ...            | 1       |    |  |  |
| 2 .. | 270                      | 14 | 9              | 209      | 2  | 19             | 2       | 1   | 145 | 11                       | 8  | 131            | 6        | 23 | 2              | ...     |    |  |  |
| 3 .. | 185                      | 29 | 8              | 171      | 13 | 16             | 1       | 4   | 132 | 9                        | 9  | 83             | 13       | 14 | ...            | ...     |    |  |  |
| 4 .. | 60                       | 1  | 3              | 53       | 2  | 2              | ...     | ... | 41  | 1                        | 3  | 24             | ...      | 3  | ...            | ...     |    |  |  |
|      | 559                      | 47 | 26             | 466      | 18 | 42             | 4       | 5   | 353 | 27                       | 23 | 257            | 22       | 50 | 2              | 1       |    |  |  |

COUNTY OF

|       |     |    |    |     |     |    |     |     |     |    |    |     |     |    |     |     |
|-------|-----|----|----|-----|-----|----|-----|-----|-----|----|----|-----|-----|----|-----|-----|
| 5 ..  | 228 | 25 | 17 | 260 | 10  | 23 | 1   | 2   | 152 | 9  | 13 | 99  | 8   | 24 | 2   | ... |
| 6 ..  | 141 | 10 | 14 | 85  | 3   | 29 | 1   | ... | 52  | 3  | 11 | 35  | 1   | 15 | ... | 1   |
| 7 ..  | 177 | 6  | 9  | 120 | 7   | 4  | 2   | 1   | 93  | 9  | 12 | 65  | 4   | 10 | 2   | 1   |
| 8 ..  | 155 | 18 | 4  | 134 | 3   | 8  | ... | ... | 82  | 5  | 6  | 61  | 1   | 12 | ... | ... |
| 9 ..  | 26  | 3  | 2  | 17  | ... | 1  | ... | ... | 18  | 6  | 1  | 13  | 1   | 6  | ... | 1   |
| 10 .. | 69  | 7  | 7  | 52  | 4   | 2  | ... | ... | 44  | 2  | 4  | 36  | 1   | 8  | ... | ... |
| 11 .. | 69  | 5  | 3  | 54  | 4   | 7  | 2   | 1   | 36  | 2  | 2  | 13  | ... | 6  | ... | ... |
| 12 .. | 67  | 6  | 2  | 58  | 2   | 18 | ... | ... | 33  | 7  | 8  | ... | 3   | 8  | ... | ... |
|       | 932 | 80 | 58 | 780 | 33  | 92 | 6   | 4   | 510 | 43 | 57 | 344 | 19  | 89 | 4   | 3   |

COUNTY OF

|       |     |     |     |     |     |     |     |     |     |     |     |     |     |     |     |     |
|-------|-----|-----|-----|-----|-----|-----|-----|-----|-----|-----|-----|-----|-----|-----|-----|-----|
| 13 .. | 6   | ... | ... | 3   | ... | ... | ... | ... | 5   | ... | ... | 4   | ... | 1   | ... | ... |
| 14 .. | 25  | 4   | 4   | 26  | ... | 6   | ... | ... | 11  | ... | ... | 2   | ... | 1   | ... | ... |
| 15 .. | 3   | ... | ... | 1   | ... | ... | ... | ... | ... | ... | ... | ... | ... | ... | ... | ... |
| 16 .. | ... | ... | ... | ... | ... | ... | ... | ... | ... | ... | ... | ... | ... | ... | ... | ... |
| 17 .. | ... | ... | ... | ... | ... | ... | ... | ... | ... | ... | ... | ... | ... | ... | ... | ... |
| 18 .. | ... | ... | ... | ... | ... | ... | ... | ... | ... | ... | ... | ... | ... | ... | ... | ... |
| 19 .. | 6   | 1   | ... | 8   | ... | 1   | ... | ... | 4   | 1   | ... | 2   | ... | ... | ... | ... |
| 20 .. | 16  | ... | ... | 13  | ... | 1   | ... | ... | 4   | ... | 1   | ... | ... | ... | ... | ... |
| 21 .. | 41  | 1   | 3   | 35  | 3   | 5   | ... | ... | 29  | 1   | 2   | 17  | ... | 5   | ... | ... |
| 22 .. | 2   | ... | 2   | 1   | ... | ... | ... | ... | ... | ... | ... | ... | ... | ... | ... | ... |
| 23 .. | 10  | 4   | 1   | 5   | ... | 2   | ... | ... | 3   | ... | 1   | 4   | ... | 1   | ... | 1   |
|       | 109 | 10  | 10  | 92  | 3   | 15  | ... | ... | 56  | 2   | 4   | 19  | ... | 8   | ... | 1   |

CENSUS, BY AGES, 1851-2.

ADDINGTON.—(Continued.)

|       | BETWEEN 60 AND 70 YEARS. |     |                |          |     |                |         |     |    | BETWEEN 70 AND 80 YEARS. |    |                |          |    |                |         |     |    |    |
|-------|--------------------------|-----|----------------|----------|-----|----------------|---------|-----|----|--------------------------|----|----------------|----------|----|----------------|---------|-----|----|----|
|       | Males.                   |     |                | Females. |     |                | Deaths. |     |    | Males.                   |    |                | Females. |    |                | Deaths. |     |    |    |
|       | Md.                      | S.  | Widow-<br>ers. | Md.      | S.  | Widow-<br>ers. | F.      |     |    | Md.                      | S. | Widow-<br>ers. | Md.      | S. | Widow-<br>ers. | M.      | F.  |    |    |
|       | 82                       | 83  | 84             | 85       | 86  | 87             | 88      | 88  |    |                          |    | 90             | 91       | 92 | 93             | 94      | 95  | 96 | 97 |
| 17 .. | ...                      | ... | 2              | 10       | ... | 6              | ...     | ... | 5  | 1                        | 3  | ...            | ...      | 4  | ...            | ...     | 1   |    |    |
| 74 .. | 4                        | 7   | 49             | 4        | 21  | 4              | 1       | ... | 17 | ...                      | 8  | 18             | ...      | 14 | ...            | ...     | 1   |    |    |
| 64 .. | 6                        | 12  | 47             | 1        | 23  | ...            | ...     | ... | 26 | 2                        | 10 | 8              | 2        | 22 | ...            | ...     | ... |    |    |
| 21 .. | 1                        | 2   | 9              | ...      | 4   | ...            | ...     | ... | 2  | ...                      | 3  | 2              | ...      | 1  | ...            | ...     | ... |    |    |
|       | 176                      | 11  | 23             | 115      | 5   | 54             | 4       | 1   | 50 | 3                        | 24 | 28             | 2        | 41 | ...            | ...     | 2   |    |    |

BRANT.—(Continued.)

|    |     |    |    |     |    |     |     |     |     |     |     |     |     |     |     |   |
|----|-----|----|----|-----|----|-----|-----|-----|-----|-----|-----|-----|-----|-----|-----|---|
| 58 | 7   | 14 | 34 | 3   | 14 | 4   | 2   | 14  | 6   | 10  | 8   | 6   | 10  | 1   | ... |   |
| 22 | 1   | 2  | 9  | 3   | 10 | 1   | 2   | ... | 4   | 1   | ... | 5   | ... | 1   |     |   |
| 39 | 2   | 6  | 16 | 1   | 16 | 1   | ... | 10  | ... | 8   | 9   | ... | 8   | ... |     |   |
| 51 | 3   | 5  | 22 | ... | 9  | ... | 1   | 12  | 2   | 3   | 8   | ... | 8   | 1   |     |   |
| 11 | 2   | 1  | 9  | ... | 2  | ... | ... | 2   | 1   | 1   | 2   | 2   | 2   | ... |     |   |
| 16 | 2   | 3  | 6  | ... | 4  | ... | 1   | 4   | 1   | 2   | 2   | 1   | 5   | ... |     |   |
| 8  | ... | 6  | 8  | 1   | 7  | ... | ... | 1   | ... | ... | ... | ... | 2   | ... |     |   |
| 12 | ... | 5  | 4  | 2   | 9  | ... | ... | 6   | ... | 1   | 1   | ... | 6   | ... |     |   |
|    | 218 | 7  | 42 | 108 | 10 | 71  | 6   | 6   | 49  | 10  | 29  | 31  | 9   | 46  | 2   | 1 |

BRUCE.—(Continued.)

|     |     |     |     |     |     |     |     |     |     |     |     |     |     |     |     |     |
|-----|-----|-----|-----|-----|-----|-----|-----|-----|-----|-----|-----|-----|-----|-----|-----|-----|
| 1   | ... | ... | ... | ... | ... | ... | ... | 1   | ... | ... | ... | ... | ... | ... | ... | ... |
| 1   | ... | ... | 2   | ... | ... | ... | ... | 1   | ... | ... | ... | ... | ... | ... | ... | ... |
| ... | ... | ... | 1   | ... | ... | ... | ... | ... | ... | ... | ... | ... | ... | ... | ... | ... |
| ... | ... | ... | ... | ... | ... | ... | ... | ... | ... | ... | ... | ... | ... | ... | ... | ... |
| 1   | ... | ... | ... | ... | ... | ... | ... | ... | ... | ... | ... | ... | ... | ... | ... | ... |
| 6   | 1   | ... | 2   | ... | ... | ... | ... | ... | ... | 1   | ... | ... | 2   | ... | ... | ... |
| ... | ... | ... | ... | ... | ... | ... | ... | ... | ... | ... | ... | ... | ... | ... | ... | ... |
| 9   | 1   | 2   | 3   | ... | ... | ... | ... | ... | 2   | ... | 1   | ... | 2   | ... | ... | ... |

No. III.—UPPER CANADA PERSONAL  
COUNTY OF

|   | BETWEEN 80 AND 90 YEARS. |    |            |          |     |         |         |     |        | BETWEEN 90 AND |            |          |     |         |  |
|---|--------------------------|----|------------|----------|-----|---------|---------|-----|--------|----------------|------------|----------|-----|---------|--|
|   | Males.                   |    |            | Females. |     |         | Deaths. |     | Males. |                |            | Females. |     |         |  |
|   | Md.                      | S. | Widow-ers. | Md.      | S.  | Widows. | M.      | F.  | Md.    | S.             | Widow-ers. | Md.      | S.  | Widows. |  |
|   | 98                       | 99 | 100        | 101      | 102 | 103     | 104     | 105 | 106    | 107            | 108        | 109      | 110 | 111     |  |
| 1 |                          |    |            |          |     | 2       |         |     |        |                |            |          |     |         |  |
| 2 | 2                        |    | 6          | 1        | 1   | 10      | 1       |     | 1      |                | 1          |          |     | 2       |  |
| 3 | 9                        | 1  | 7          | 3        | 1   | 3       | 1       |     | 1      |                | 4          |          |     | 3       |  |
| 4 | 1                        |    |            |          |     | 3       |         |     |        |                |            |          |     |         |  |
|   | 12                       | 1  | 13         | 4        | 2   | 18      | 2       |     | 2      |                | 5          |          |     | 5       |  |

COUNTY OF

|    |   |   |    |   |   |    |   |   |  |  |   |  |  |   |
|----|---|---|----|---|---|----|---|---|--|--|---|--|--|---|
| 5  | 1 | 1 | 3  | 2 |   | 6  | 1 |   |  |  |   |  |  | 1 |
| 6  | 1 |   |    |   |   |    |   |   |  |  |   |  |  | 1 |
| 7  | 3 |   | 4  | 1 | 1 | 3  |   |   |  |  |   |  |  | 1 |
| 8  | 1 | 1 | 1  |   |   | 2  | 1 |   |  |  |   |  |  |   |
| 9  | 1 |   |    |   |   |    |   |   |  |  |   |  |  |   |
| 10 |   |   | 1  |   |   |    |   | 1 |  |  |   |  |  |   |
| 11 |   |   | 1  |   |   | 3  |   |   |  |  | 1 |  |  |   |
| 12 | 2 |   | 1  |   |   | 2  |   |   |  |  |   |  |  | 2 |
|    | 9 | 2 | 11 | 3 | 1 | 16 | 2 | 1 |  |  | 1 |  |  | 5 |

COUNTY OF

|    |  |   |   |  |  |  |   |  |  |  |  |  |  |  |
|----|--|---|---|--|--|--|---|--|--|--|--|--|--|--|
| 13 |  |   |   |  |  |  |   |  |  |  |  |  |  |  |
| 14 |  |   |   |  |  |  |   |  |  |  |  |  |  |  |
| 15 |  |   |   |  |  |  |   |  |  |  |  |  |  |  |
| 16 |  |   |   |  |  |  |   |  |  |  |  |  |  |  |
| 17 |  |   |   |  |  |  |   |  |  |  |  |  |  |  |
| 18 |  | 1 |   |  |  |  |   |  |  |  |  |  |  |  |
| 19 |  |   |   |  |  |  |   |  |  |  |  |  |  |  |
| 20 |  |   | 2 |  |  |  | 1 |  |  |  |  |  |  |  |
| 21 |  |   |   |  |  |  |   |  |  |  |  |  |  |  |
| 22 |  |   |   |  |  |  |   |  |  |  |  |  |  |  |
| 23 |  | 1 | 2 |  |  |  | 1 |  |  |  |  |  |  |  |

CENSUS BY AGES, 1851-2.

ADDINGTON.—(Continued.)

| 100 YEARS. |     | OVER 100 YEARS. |     |            |          |     |         |         |     |     | AGES NOT GIVEN. |     | DEATHS.         |    |    |
|------------|-----|-----------------|-----|------------|----------|-----|---------|---------|-----|-----|-----------------|-----|-----------------|----|----|
| Deaths.    |     | Males.          |     |            | Females. |     |         | Deaths. |     |     | Ages not given. |     | Ages not given. |    |    |
| M.         | F.  | Md.             | S.  | Widow-ers. | Md.      | S.  | Widows. | M.      | F.  | M.  | F.              | M.  | F.              | M. | F. |
| 112        | 113 | 114             | 115 | 116        | 117      | 118 | 119     | 120     | 121 | 122 | 123             | 124 | 125             |    |    |
|            |     |                 |     |            |          |     |         |         |     |     |                 |     |                 |    |    |
|            | 1   |                 |     |            |          |     |         |         |     |     |                 |     |                 | 2  |    |
|            | 2   |                 |     |            |          |     |         |         |     |     |                 |     |                 | 6  | 6  |
|            |     |                 |     |            |          |     |         |         |     |     |                 |     |                 |    |    |
|            | 3   |                 |     |            |          |     |         |         |     |     |                 |     |                 | 8  | 6  |

BRANT.—(Continued.)

|  |  |  |  |  |  |  |  |  |  |  |  |  |  |    |    |
|--|--|--|--|--|--|--|--|--|--|--|--|--|--|----|----|
|  |  |  |  |  |  |  |  |  |  |  |  |  |  | 1  | 1  |
|  |  |  |  |  |  |  |  |  |  |  |  |  |  | 3  | 3  |
|  |  |  |  |  |  |  |  |  |  |  |  |  |  | 1  | 2  |
|  |  |  |  |  |  |  |  |  |  |  |  |  |  | 3  | 2  |
|  |  |  |  |  |  |  |  |  |  |  |  |  |  | 2  | 2  |
|  |  |  |  |  |  |  |  |  |  |  |  |  |  | 1  | 2  |
|  |  |  |  |  |  |  |  |  |  |  |  |  |  |    |    |
|  |  |  |  |  |  |  |  |  |  |  |  |  |  | 1  |    |
|  |  |  |  |  |  |  |  |  |  |  |  |  |  | 10 | 12 |

BRUCE.—(Continued.)

|  |  |  |  |  |  |  |  |  |  |  |  |  |  |   |   |
|--|--|--|--|--|--|--|--|--|--|--|--|--|--|---|---|
|  |  |  |  |  |  |  |  |  |  |  |  |  |  |   |   |
|  |  |  |  |  |  |  |  |  |  |  |  |  |  |   |   |
|  |  |  |  |  |  |  |  |  |  |  |  |  |  |   |   |
|  |  |  |  |  |  |  |  |  |  |  |  |  |  |   |   |
|  |  |  |  |  |  |  |  |  |  |  |  |  |  |   |   |
|  |  |  |  |  |  |  |  |  |  |  |  |  |  |   |   |
|  |  |  |  |  |  |  |  |  |  |  |  |  |  |   |   |
|  |  |  |  |  |  |  |  |  |  |  |  |  |  |   |   |
|  |  |  |  |  |  |  |  |  |  |  |  |  |  | 1 | 1 |
|  |  |  |  |  |  |  |  |  |  |  |  |  |  |   |   |
|  |  |  |  |  |  |  |  |  |  |  |  |  |  | 1 | 1 |

No. III.—UPPER CANADA PERSONAL  
COUNTY OF

|   | MALES.   |         |           |        | FEMALES. |         |         |        | Grand Total. | DEATHS. |          |        | Proportion of Deaths to Births. |
|---|----------|---------|-----------|--------|----------|---------|---------|--------|--------------|---------|----------|--------|---------------------------------|
|   | Married. | Single. | Widowers. | Total. | Married. | Single. | Widows. | Total. |              | Males.  | Females. | Total. |                                 |
|   | 126      | 127     | 128       | 129    | 139      | 131     | 132     | 133    | 134          | 135     | 136      | 137    | 138                             |
| 1 | 188      | 460     | 20        | 668    | 180      | 407     | 32      | 619    | 1287         | 9       | 7        | 16     | .....                           |
| 2 | 1101     | 2471    | 49        | 3621   | 1095     | 2149    | 110     | 3354   | 6975         | 50      | 50       | 100    | .....                           |
| 3 | 827      | 1729    | 61        | 2617   | 806      | 1589    | 99      | 2494   | 5111         | 11      | 20       | 31     | .....                           |
| 4 | 279      | 670     | 13        | 962    | 270      | 547     | 13      | 830    | 1792         | 4       | 3        | 7      | .....                           |
|   | 2395     | 5330    | 143       | 7868   | 2351     | 4692    | 251     | 7297   | 15165        | 74      | 80       | 154    | 22.100                          |

COUNTY OF

|    |      |      |     |       |      |      |     |       |       |     |     |     |        |
|----|------|------|-----|-------|------|------|-----|-------|-------|-----|-----|-----|--------|
| 5  | 972  | 2351 | 70  | 3393  | 957  | 1954 | 106 | 3017  | 6110  | 26  | 20  | 46  | .....  |
| 6  | 618  | 1287 | 39  | 1974  | 641  | 1183 | 79  | 1903  | 3877  | 25  | 24  | 49  | .....  |
| 7  | 711  | 1600 | 46  | 2357  | 715  | 1313 | 48  | 2076  | 4433  | 20  | 15  | 35  | .....  |
| 8  | 112  | 1575 | 24  | 2311  | 664  | 1269 | 53  | 1986  | 4297  | 19  | 11  | 30  | .....  |
| 9  | 132  | 306  | 5   | 413   | 136  | 246  | 15  | 397   | 840   | 1   | 4   | 5   | .....  |
| 10 | 312  | 698  | 21  | 1031  | 295  | 506  | 26  | 827   | 1858  | 6   | 17  | 23  | .....  |
| 11 | 293  | 674  | 16  | 983   | 293  | 579  | 35  | 907   | 1899  | 20  | 9   | 29  | .....  |
| 12 | 299  | 616  | 21  | 936   | 308  | 523  | 54  | 885   | 1821  | 2   | 1   | 3   | .....  |
|    | 4079 | 9107 | 242 | 13228 | 4009 | 7573 | 416 | 11998 | 25126 | 119 | 101 | 220 | 25.100 |

COUNTY OF

|    |       |       |       |       |       |       |       |       |       |       |       |       |        |
|----|-------|-------|-------|-------|-------|-------|-------|-------|-------|-------|-------|-------|--------|
| 13 | 32    | 44    | ..... | 76    | 33    | 39    | 1     | 73    | 149   | ..... | ..... | ..... | .....  |
| 14 | 87    | 258   | 8     | 353   | 85    | 175   | 8     | 268   | 621   | ..... | ..... | ..... | .....  |
| 15 | 16    | 44    | ..... | 60    | 15    | 25    | ..... | 40    | 100   | 1     | ..... | 1     | .....  |
| 16 | ..... | ..... | ..... | ..... | ..... | ..... | ..... | ..... | ..... | ..... | ..... | ..... | .....  |
| 17 | ..... | ..... | ..... | ..... | ..... | ..... | ..... | ..... | ..... | ..... | ..... | ..... | .....  |
| 18 | 3     | 4     | ..... | 7     | 3     | 4     | ..... | 7     | 14    | ..... | ..... | ..... | .....  |
| 19 | 38    | 103   | ..... | 141   | 39    | 61    | 3     | 103   | 244   | 1     | ..... | 1     | .....  |
| 20 | 40    | 91    | 1     | 135   | 40    | 60    | 1     | 101   | 236   | ..... | ..... | ..... | .....  |
| 21 | 198   | 434   | 12    | 644   | 181   | 311   | 13    | 505   | 1149  | ..... | 8     | 13    | .....  |
| 22 | 10    | 15    | 2     | 27    | 6     | 14    | ..... | 20    | 47    | 1     | ..... | 1     | .....  |
| 23 | 39    | 121   | 2     | 162   | 38    | 72    | 5     | 115   | 277   | 2     | ..... | 2     | .....  |
|    | 463   | 1117  | 25    | 1605  | 440   | 761   | 31    | 1232  | 2837  | 10    | 8     | 18    | 18.100 |

CENSUS, BY AGES, 1851-2.

ADDINGTON.—(Continued.)

| INDIANS. |       | COLOURED PERSONS |       | Attending School. |      | Deaf and Dumb. |       | Blind. |       | Lunatics. |     |
|----------|-------|------------------|-------|-------------------|------|----------------|-------|--------|-------|-----------|-----|
| M.       | F.    | M.               | F.    | M.                | F.   | M.             | F.    | M.     | F.    | M.        | F.  |
| 139      | 140   | 141              | 142   | 143               | 144  | 145            | 146   | 147    | 148   | 149       | 150 |
| .....    | ..... | .....            | ..... | 126               | 115  | 1              | ..... | .....  | ..... | .....     | 4   |
| .....    | ..... | .....            | 2     | 853               | 761  | 5              | 3     | 2      | 3     | 1         | 1   |
| .....    | ..... | 2                | ..... | 479               | 426  | 3              | 4     | .....  | 1     | 2         | 2   |
| .....    | ..... | .....            | ..... | 141               | 157  | .....          | ..... | 1      | ..... | 1         | 2   |
| .....    | ..... | 2                | 2     | 1599              | 1459 | 9              | 7     | 3      | 4     | 4         | 9   |

BRANT.—(Continued.)

|       |       |       |       |      |      |       |       |       |       |       |       |
|-------|-------|-------|-------|------|------|-------|-------|-------|-------|-------|-------|
| 53    | 43    | 24    | 10    | 662  | 514  | 4     | 2     | 1     | ..... | 6     | 16    |
| ..... | ..... | 29    | 35    | 261  | 254  | 2     | ..... | 1     | ..... | 1     | ..... |
| ..... | ..... | 40    | 26    | 458  | 406  | 2     | 2     | 2     | ..... | 1     | ..... |
| ..... | ..... | ..... | ..... | 381  | 328  | 2     | ..... | 1     | 1     | 1     | 2     |
| ..... | ..... | ..... | ..... | 100  | 79   | ..... | ..... | 1     | ..... | ..... | 1     |
| 71    | 69    | 11    | 6     | 146  | 130  | 1     | ..... | ..... | 1     | ..... | ..... |
| ..... | ..... | 6     | 4     | 162  | 131  | 1     | ..... | ..... | ..... | 1     | ..... |
| 814   | 770   | 16    | 13    | 66   | 50   | 2     | 2     | 2     | ..... | 1     | ..... |
| 938   | 882   | 126   | 94    | 2236 | 1892 | 14    | 6     | 8     | 2     | 11    | 19    |

BRUCE.—(Continued.)

|       |       |       |       |       |       |       |       |       |       |       |       |
|-------|-------|-------|-------|-------|-------|-------|-------|-------|-------|-------|-------|
| 77    | 58    | ..... | ..... | ..... | ..... | ..... | ..... | ..... | ..... | ..... | ..... |
| 6     | 9     | ..... | ..... | ..... | ..... | ..... | ..... | ..... | ..... | ..... | ..... |
| ..... | ..... | ..... | ..... | ..... | ..... | ..... | ..... | ..... | ..... | ..... | ..... |
| 31    | 24    | ..... | ..... | ..... | ..... | ..... | ..... | ..... | ..... | ..... | ..... |
| ..... | ..... | ..... | ..... | ..... | ..... | ..... | ..... | ..... | ..... | ..... | ..... |
| ..... | ..... | ..... | ..... | 16    | 10    | ..... | ..... | ..... | ..... | ..... | ..... |
| 17    | 19    | 1     | ..... | ..... | ..... | ..... | ..... | ..... | ..... | ..... | ..... |
| 131   | 110   | 1     | ..... | 16    | ..... | ..... | ..... | ..... | ..... | ..... | ..... |





No. III.—UPPER CANADA PERSONAL COUNTY OF

Table with columns for age groups (Under 5, 5-10, 10-15, 15-20) and rows for years 24-34, including male/female counts and deaths.

COUNTY OF

Table with columns for age groups (35-38) and rows for years 35-38, including male/female counts and deaths.

COUNTY OF

Table with columns for age groups (39-45) and rows for years 39-45, including male/female counts and deaths.

CENSUS, BY AGES, 1851-2. CARLETON—(Continued.)

Table with columns for age groups (20-30, 30-40) and rows for years 48-55, including male/female counts and deaths.

DUNDAS.—(Continued.)

Table with columns for age groups (48-55) and rows for years 48-55, including male/female counts and deaths.

DURHAM.—(Continued.)

Table with columns for age groups (48-55) and rows for years 48-55, including male/female counts and deaths.

No. III.—UPPER CANADA PERSONAL COUNTY OF

Table with columns for age groups (Between 40 and 50 Years, Between 50 and 60 Years) and categories (Males, Females, Deaths) with sub-columns for marital status and age.

COUNTY OF

Table with columns for age groups and categories (Males, Females, Deaths) with sub-columns for marital status and age.

COUNTY OF

Table with columns for age groups and categories (Males, Females, Deaths) with sub-columns for marital status and age.

CENSUS, BY AGES, 1851-2. CARLETON.—(Continued.)

Table with columns for age groups (Between 60 and 70 Years, Between 70 and 80 Years) and categories (Males, Females, Deaths) with sub-columns for marital status and age.

DUNDAS.—(Continued.)

Table with columns for age groups and categories (Males, Females, Deaths) with sub-columns for marital status and age.

DURHAM.—(Continued.)

Table with columns for age groups and categories (Males, Females, Deaths) with sub-columns for marital status and age.

No. III.—UPPER CANADA PERSONAL  
COUNTY OF

Table with columns for Males and Females, subdivided into Widowers, Md., and S. (Married/Single). Includes rows for ages 24-34 and a summary row at the bottom.

COUNTY OF

Table with columns for Males and Females, subdivided into Widowers, Md., and S. Includes rows for ages 35-38 and a summary row at the bottom.

COUNTY OF

Table with columns for Males and Females, subdivided into Widowers, Md., and S. Includes rows for ages 39-45 and a summary row at the bottom.

CENSUS, BY AGES, 1851-2.

CARLETON.—(Continued.)

Table with columns for Deaths, Males, Females, Deaths, and Ages not given. Includes rows for ages 112-125 and a summary row at the bottom.

DUNDAS.—(Continued.)

Table with columns for Deaths, Males, Females, Deaths, and Ages not given. Includes rows for ages 126-129 and a summary row at the bottom.

DURHAM.—(Continued.)

Table with columns for Deaths, Males, Females, Deaths, and Ages not given. Includes rows for ages 130-134 and a summary row at the bottom.

No. III.—UPPER CANADA PERSONAL  
COUNTY OF

|    | MALES.   |         |           |        | FEMALES. |         |         |        | Grand Total. | DEATHS. |          |        | Proportion of Deaths to Births. |
|----|----------|---------|-----------|--------|----------|---------|---------|--------|--------------|---------|----------|--------|---------------------------------|
|    | Married. | Single. | Widowers. | Total. | Married. | Single. | Widows. | Total. |              | Males.  | Females. | Total. |                                 |
|    | 126      | 127     | 128       | 129    | 130      | 131     | 132     | 133    | 134          | 135     | 136      | 137    | 138                             |
| 24 | 359      | 1193    | 25        | 1577   | 355      | 840     | 35      | 1230   | 2807         | 5       | 2        | 7      |                                 |
| 25 | 450      | 1138    | 26        | 1614   | 413      | 940     | 38      | 1391   | 3005         | 7       |          | 7      |                                 |
| 26 | 360      | 924     | 18        | 1302   | 370      | 813     | 40      | 1223   | 2525         | 2       | 6        | 8      |                                 |
| 27 | 285      | 619     | 6         | 910    | 291      | 559     | 27      | 867    | 1777         | 5       | 4        | 9      |                                 |
| 28 | 356      | 893     | 36        | 1285   | 348      | 844     | 42      | 1234   | 2519         | 5       | 7        | 12     |                                 |
| 29 | 413      | 157     | 8         | 578    | 165      | 363     | 19      | 547    | 1125         | 7       | 2        | 9      |                                 |
| 30 | 318      | 746     | 20        | 1084   | 316      | 633     | 20      | 969    | 2053         | 4       | 1        | 5      |                                 |
| 31 | 550      | 1372    | 42        | 1966   | 544      | 1225    | 65      | 1834   | 3800         | 10      | 10       | 20     |                                 |
| 32 | 452      | 1122    | 27        | 1601   | 448      | 973     | 28      | 1449   | 3070         | 16      | 16       | 32     |                                 |
| 33 | 74       | 136     | 2         | 212    | 76       | 136     | 10      | 222    | 434          | 1       |          | 1      |                                 |
| 34 | 70       | 227     | 12        | 309    | 61       | 163     | 9       | 233    | 542          | 2       |          | 2      |                                 |
|    | 3687     | 8527    | 222       | 12438  | 3377     | 7489    | 333     | 11199  | 23657        | 64      | 48       | 112    |                                 |

COUNTY OF

|    |      |      |     |      |      |      |     |      |       |    |    |    |  |
|----|------|------|-----|------|------|------|-----|------|-------|----|----|----|--|
| 35 | 665  | 1457 | 31  | 2153 | 651  | 1338 | 56  | 2045 | 4198  | 10 | 17 | 27 |  |
| 36 | 432  | 969  | 27  | 1428 | 433  | 867  | 36  | 1336 | 2764  | 6  | 1  | 7  |  |
| 37 | 642  | 1487 | 28  | 2157 | 621  | 1452 | 54  | 2127 | 4281  | 9  | 11 | 20 |  |
| 38 | 404  | 982  | 15  | 1401 | 362  | 730  | 22  | 1161 | 2565  | 7  | 3  | 10 |  |
|    | 2113 | 4895 | 101 | 7139 | 2067 | 4437 | 168 | 7672 | 13811 | 32 | 32 | 64 |  |

COUNTY OF

|    |      |       |     |       |      |      |     |       |       |     |     |     |  |
|----|------|-------|-----|-------|------|------|-----|-------|-------|-----|-----|-----|--|
| 39 | 279  | 660   | 14  | 953   | 262  | 522  | 19  | 803   | 1756  | 3   | 4   | 7   |  |
| 40 | 639  | 1633  | 51  | 2323  | 714  | 1304 | 97  | 2115  | 4438  | 19  | 14  | 33  |  |
| 41 | 1034 | 2137  | 43  | 3214  | 1041 | 1859 | 76  | 2976  | 6190  | 25  | 17  | 42  |  |
| 42 | 1291 | 2863  | 84  | 4238  | 1290 | 2374 | 103 | 3767  | 8005  | 26  | 31  | 57  |  |
| 43 | 816  | 1981  | 43  | 2840  | 816  | 1561 | 82  | 2459  | 5299  | 28  | 39  | 67  |  |
| 44 | 403  | 908   | 10  | 1321  | 405  | 807  | 35  | 1247  | 2568  | 12  | 10  | 22  |  |
| 45 | 373  | 868   | 27  | 1268  | 373  | 780  | 55  | 1208  | 2476  | 6   | 6   | 12  |  |
|    | 4835 | 11050 | 272 | 16157 | 4901 | 9207 | 467 | 14576 | 30732 | 119 | 121 | 240 |  |

CENSUS, BY AGES, 1851-2.  
CARLETON.—(Continued.)

| INDIANS. |     | COLOURED PERSONS |     | Attending School. |      | Deaf and Dumb. |     | Blind. |     | Lunatics. |     |
|----------|-----|------------------|-----|-------------------|------|----------------|-----|--------|-----|-----------|-----|
| M.       | F.  | M.               | F.  | M.                | F.   | M.             | F.  | M.     | F.  | M.        | F.  |
| 139      | 140 | 141              | 142 | 143               | 144  | 145            | 146 | 147    | 148 | 149       | 150 |
|          |     |                  |     | 285               | 252  | 1              | 2   |        |     |           |     |
|          |     |                  |     | 199               | 210  | 1              | 2   | 1      |     |           | 4   |
|          |     |                  |     | 204               | 149  | 1              | 1   | 2      |     | 4         | 5   |
|          |     |                  |     | 198               | 170  | 1              |     |        |     |           | 1   |
|          |     |                  |     | 55                | 38   |                | 1   |        |     |           |     |
| 4        | 4   |                  |     | 1602              | 104  | 2              |     | 1      |     | 2         |     |
| 4        | 4   | 4                | 8   | 310               | 221  | 2              | 2   | 1      |     | 3         | 4   |
|          |     |                  |     | 231               | 152  |                | 1   |        |     | 1         | 1   |
|          |     |                  |     | 28                | 20   |                |     |        |     |           |     |
|          |     |                  |     | 56                | 47   |                |     |        |     |           |     |
| 8        | 8   | 4                | 8   | 3168              | 1363 | 8              | 9   | 5      |     | 10        | 15  |

DUNDAS.—(Continued.)

|    |    |  |  |      |      |   |   |   |  |   |   |
|----|----|--|--|------|------|---|---|---|--|---|---|
| 40 | 14 |  |  | 410  | 389  | 1 |   |   |  | 1 | 2 |
| 8  | 2  |  |  | 278  | 289  | 1 |   |   |  |   |   |
|    |    |  |  | 220  | 213  | 2 | 1 | 1 |  | 1 |   |
|    |    |  |  | 246  | 195  | 1 | 1 | 1 |  |   |   |
| 48 | 16 |  |  | 1154 | 1086 | 5 | 2 | 2 |  | 2 | 2 |

DURHAM.—(Continued.)

|  |  |    |    |      |      |   |   |   |   |   |    |
|--|--|----|----|------|------|---|---|---|---|---|----|
|  |  |    |    | 90   | 52   | 1 |   |   |   |   |    |
|  |  | 2  |    | 532  | 408  | 2 | 2 | 1 |   | 3 | 2  |
|  |  | 7  | 5  | 341  | 316  | 2 | 1 | 1 | 1 |   | 3  |
|  |  |    |    | 861  | 595  | 2 | 3 | 1 | 1 | 2 | 3  |
|  |  |    |    | 424  | 336  |   |   |   | 1 | 1 |    |
|  |  |    |    | 142  | 158  |   |   | 1 | 1 | 2 |    |
|  |  | 9  | 7  | 116  | 173  | 1 | 2 | 1 |   | 1 | 2  |
|  |  |    |    |      |      |   |   |   |   |   |    |
|  |  | 18 | 12 | 2509 | 2038 | 8 | 8 | 5 | 4 | 9 | 10 |

No. III.—UPPER CANADA PERSONAL

COUNTY OF

Table with columns: TOWNSHIPS, &c.; TOTAL POPULATION (Males, Females, Totals); RESIDENTS (Members of Family, Not Members of Family); Members of Family absent (M, F); No. of Families; Average Number of each Family (11). Rows include Aldborough, Bayham, Dunwich, Dorchester, Malahide, Southwold, Yarmouth, St. Thomas, Village, and Total of Elgin.

COUNTY OF

Table with columns: TOWNSHIPS, &c.; TOTAL POPULATION (Males, Females, Totals); RESIDENTS (Members of Family, Not Members of Family); Members of Family absent (M, F); No. of Families; Average Number of each Family (11). Rows include Amherstburgh, Town, Anderdon, Colchester, Gosfield, Maidstone, Malden, Mersea, Sandwich, Rochester, Tilbury, West, and Total of Essex.

COUNTY OF

Table with columns: TOWNSHIPS, &c.; TOTAL POPULATION (Males, Females, Totals); RESIDENTS (Members of Family, Not Members of Family); Members of Family absent (M, F); No. of Families; Average Number of each Family (11). Rows include Kingston, Storrington, Hinchinbrook, Wolfe's Island, Bedford, Loughborough, Portland, Pittsburgh, and Total of Frontenac.

CENSUS, BY AGES, 1851-2.

ELGIN.

Table showing Census by Ages for Elgin, 1851-2. Columns represent age groups (Under 1 year of age, Deaths under 1 year, etc.) and rows represent years (12-29).

ESSEX.

Table showing Census by Ages for Essex. Columns represent age groups (Under 1 year of age, Deaths under 1 year, etc.) and rows represent years (31-40).

FRONTENAC.

Table showing Census by Ages for Frontenac. Columns represent age groups (Under 1 year of age, Deaths under 1 year, etc.) and rows represent years (98-104).

No. III.—UPPER CANADA PERSONAL

COUNTY OF

Table for County of ... showing ages from 30 to 47, with columns for Males, Females, Deaths, and Widows. Includes summary totals at the bottom.

COUNTY OF

Table for County of ... showing ages from 26 to 63, with columns for Males, Females, Deaths, and Widows. Includes summary totals at the bottom.

COUNTY OF

Table for County of ... showing ages from 64 to 71, with columns for Males, Females, Deaths, and Widows. Includes summary totals at the bottom.

CENSUS, BY AGES, 1851-2.

ELGIN.—(Continued.)

Table for Elgin showing ages from 20 to 65, with columns for Males, Females, Deaths, and Widows. Includes summary totals at the bottom.

ESSEX.—(Continued.)

Table for Essex showing ages from 40 to 71, with columns for Males, Females, Deaths, and Widows. Includes summary totals at the bottom.

FRONTENAC.—(Continued.)

Table for Frontenac showing ages from 159 to 71, with columns for Males, Females, Deaths, and Widows. Includes summary totals at the bottom.



No. III.—UPPER CANADA PERSONAL  
COUNTY OF

|    | BETWEEN 80 AND 90 YEARS. |    |                |          |     |         | BETWEEN 90 AND |     |     |        |                |     |          |         |  |
|----|--------------------------|----|----------------|----------|-----|---------|----------------|-----|-----|--------|----------------|-----|----------|---------|--|
|    | Males.                   |    |                | Females. |     |         | Deaths.        |     |     | Males. |                |     | Females. |         |  |
|    | Md.                      | S. | Widow-<br>ers. | Md.      | S.  | Widows. | M.             | F.  | Md. | S.     | Widow-<br>ers. | Md. | S.       | Widows. |  |
|    | 98                       | 99 | 100            | 101      | 102 | 103     | 104            | 105 | 106 | 107    | 108            | 109 | 110      | 111     |  |
| 46 |                          | 2  |                | 1        | 2   |         |                |     |     |        | 1              |     |          |         |  |
| 47 |                          | 1  |                | 2        | 1   |         |                |     |     |        |                |     |          |         |  |
| 48 |                          |    |                |          |     |         |                |     |     |        |                |     |          |         |  |
| 49 |                          |    |                |          |     |         |                |     |     |        |                |     |          |         |  |
| 50 |                          | 1  |                |          | 1   |         |                |     |     |        |                |     |          |         |  |
| 51 |                          | 4  |                |          | 1   |         | 1              |     |     |        |                | 1   |          |         |  |
| 52 |                          | 2  |                |          |     | 1       |                | 3   |     | 1      |                | 1   |          |         |  |
| 53 |                          |    |                |          |     |         |                |     |     |        |                |     |          |         |  |
|    | 10                       |    | 3              | 5        | 2   | 18      | 4              |     | 1   |        | 3              |     |          |         |  |

COUNTY OF

|    |   |   |    |   |   |   |   |   |   |   |   |  |  |   |
|----|---|---|----|---|---|---|---|---|---|---|---|--|--|---|
| 51 |   |   |    | 2 |   |   |   |   |   |   | 1 |  |  |   |
| 55 |   |   |    |   |   |   |   |   |   |   |   |  |  |   |
| 56 |   | 2 |    |   |   |   |   |   | 1 |   |   |  |  |   |
| 57 |   | 1 | 1  | 3 |   |   | 1 |   |   |   |   |  |  |   |
| 58 |   |   |    |   |   |   |   |   |   |   |   |  |  |   |
| 59 |   |   | 1  | 1 | 3 | 1 | 2 | 1 |   |   | 1 |  |  |   |
| 60 |   |   |    |   |   |   |   |   |   |   |   |  |  | 1 |
| 61 |   | 1 |    | 4 |   |   |   | 4 |   |   |   |  |  | 2 |
| 62 |   |   |    |   |   | 1 |   |   |   |   | 1 |  |  |   |
| 63 |   |   |    |   |   |   |   |   |   |   | 1 |  |  |   |
|    | 4 | 2 | 10 | 3 | 2 | 6 | 6 | 1 | 2 | 1 | 2 |  |  | 2 |

COUNTY OF

|    |   |   |    |   |  |   |   |   |   |  |   |   |  |   |
|----|---|---|----|---|--|---|---|---|---|--|---|---|--|---|
| 64 | 3 | 1 | 2  | 4 |  | 3 | 1 | 2 | 1 |  | 1 | 1 |  |   |
| 65 |   |   | 2  |   |  |   |   |   |   |  |   |   |  | 1 |
| 66 |   |   |    |   |  |   |   |   |   |  |   |   |  |   |
| 67 |   | 1 | 2  |   |  | 1 | 1 |   |   |  |   |   |  | 2 |
| 68 |   |   | 1  |   |  |   |   |   |   |  |   |   |  |   |
| 69 |   | 1 | 3  | 1 |  |   | 1 |   |   |  |   |   |  | 1 |
| 70 |   |   | 1  |   |  |   | 1 |   |   |  | 1 |   |  | 1 |
| 71 | 1 |   | 1  |   |  |   | 1 |   |   |  |   |   |  |   |
|    | 4 | 3 | 12 | 5 |  | 6 | 3 | 2 | 1 |  | 2 | 1 |  | 2 |

CENSUS, BY AGES, 1851-2.  
ELGIN.—(Continued.)

| 100 YEARS. | OVER 100 YEARS. |     |        |     |                |          |     |         |         |     | Ages not given. |     | DEATHS.         |    |
|------------|-----------------|-----|--------|-----|----------------|----------|-----|---------|---------|-----|-----------------|-----|-----------------|----|
|            | Deaths.         |     | Males. |     |                | Females. |     |         | Deaths. |     | Ages not given. |     | Ages not given. |    |
|            | M.              | F.  | Md.    | S.  | Widow-<br>ers. | Md.      | S.  | Widows. | M.      | F.  | M.              | F.  | M.              | F. |
| 112        | 113             | 114 | 115    | 116 | 117            | 118      | 119 | 120     | 121     | 122 | 123             | 124 | 125             |    |
|            |                 |     |        |     |                |          |     |         |         |     |                 |     |                 |    |
|            |                 |     |        |     |                |          |     |         |         | 11  | 5               |     | 1               |    |
|            |                 |     |        |     |                |          |     |         |         | 2   | 6               | 8   | 3               |    |
| 1          |                 |     |        |     |                |          |     |         |         | 3   | 2               |     | 1               |    |
|            |                 |     |        |     |                |          |     |         |         | 2   |                 |     | 1               |    |
| 1          |                 |     |        |     |                |          |     |         |         | 24  | 15              |     | 6               |    |

ESSEX.—(Continued.)

|   |  |  |  |  |  |  |  |  |  |  |   |   |   |
|---|--|--|--|--|--|--|--|--|--|--|---|---|---|
|   |  |  |  |  |  |  |  |  |  |  | 6 | 1 | 3 |
|   |  |  |  |  |  |  |  |  |  |  |   | 1 |   |
|   |  |  |  |  |  |  |  |  |  |  |   |   | 1 |
|   |  |  |  |  |  |  |  |  |  |  |   |   |   |
|   |  |  |  |  |  |  |  |  |  |  |   |   |   |
|   |  |  |  |  |  |  |  |  |  |  |   |   |   |
| 1 |  |  |  |  |  |  |  |  |  |  |   |   |   |
| 1 |  |  |  |  |  |  |  |  |  |  | 6 | 2 | 6 |

FRONTENAC.—(Continued.)

|   |   |   |  |  |  |  |  |  |  |  |  |  |   |   |
|---|---|---|--|--|--|--|--|--|--|--|--|--|---|---|
| 1 |   |   |  |  |  |  |  |  |  |  |  |  |   |   |
|   |   |   |  |  |  |  |  |  |  |  |  |  |   | 2 |
|   |   |   |  |  |  |  |  |  |  |  |  |  |   | 2 |
|   |   |   |  |  |  |  |  |  |  |  |  |  | 1 | 1 |
|   |   | 1 |  |  |  |  |  |  |  |  |  |  | 2 | 2 |
| 1 | 1 |   |  |  |  |  |  |  |  |  |  |  | 5 | 5 |







No. III.—UPPER CANADA PERSONAL COUNTY OF

Table with columns: TOWNSHIPS, &c., TOTAL POPULATION (Males, Females, Total), RESIDENTS (Members of Family, Not Members of Family), Members of Family absent (M, F), Number of Families, Average Number of each Family. Rows include Lancaster, Charlottenburg, Lochiel, Kenyon, and Total of Glengary.

COUNTY OF

Table with columns: TOWNSHIPS, &c., TOTAL POPULATION (Males, Females, Total), RESIDENTS (Members of Family, Not Members of Family), Members of Family absent (M, F), Number of Families, Average Number of each Family. Rows include Artemesia, Bentinck, Collingwood, Derby, Egremont, Euphrasia, Glenelg, Holland, Melanethon and Proton, Normanby, Osprey, St. Vincent, Sullivan, Indian Territory\*, and Total of Grey.

COUNTY OF

Table with columns: TOWNSHIPS, &c., TOTAL POPULATION (Males, Females, Total), RESIDENTS (Members of Family, Not Members of Family), Members of Family absent (M, F), Number of Families, Average Number of each Family. Rows include Augusta, Edwardsburg, Gower, South, Oxford, Wolfied, Prescott, Town, and Total of Grenville.

\*Only the White Population of the Indian Territory has been returned (as to ages.)

CENSUS, BY AGES, 1851-2. GLENGARY.—(Continued.)

Table with columns: BETWEEN 60 AND 70 YEARS (Males, Females, Deaths) and BETWEEN 70 AND 80 YEARS (Males, Females, Deaths). Rows include age groups (Md., S., Widows) and counts.

GREY.—(Continued.)

Table with columns: BETWEEN 60 AND 70 YEARS (Males, Females, Deaths) and BETWEEN 70 AND 80 YEARS (Males, Females, Deaths). Rows include age groups (Md., S., Widows) and counts.

GRENVILLE.—(Continued.)

Table with columns: BETWEEN 60 AND 70 YEARS (Males, Females, Deaths) and BETWEEN 70 AND 80 YEARS (Males, Females, Deaths). Rows include age groups (Md., S., Widows) and counts.





No. III.—UPPER CANADA PERSONAL

COUNTY OF

| TOWNSHIPS, &c.          | TOTAL POPULATION. |          |         | RESIDENTS.         |      |                        |     | Members of Family absent. |    | No. of Families. | Average Number of each Family. |
|-------------------------|-------------------|----------|---------|--------------------|------|------------------------|-----|---------------------------|----|------------------|--------------------------------|
|                         | Males.            | Females. | Totals. | Members of Family. |      | Not Members of Family. |     | M.                        | F. |                  |                                |
|                         |                   |          |         | M.                 | F.   | M.                     | F.  |                           |    |                  |                                |
|                         | 1                 | 2        | 3       | 4                  | 5    | 6                      | 7   | 8                         | 9  |                  |                                |
| 96. Canboro .....       | 621               | 530      | 1151    | 520                | 471  | 101                    | 59  | 21                        | 7  | 166              |                                |
| 97. Cayuga, South ..... | 1108              | 905      | 2013    | 896                | 823  | 212                    | 82  | 9                         | 6  | 348              |                                |
| 98. Cayuga, North ..... | 436               | 388      | 824     | 374                | 350  | 62                     | 38  | 8                         | 2  | 141              |                                |
| 99. Dunn .....          | 442               | 386      | 828     | 375                | 325  | 67                     | 61  | 2                         | 3  | 149              |                                |
| 100. Moulton .....      | 1072              | 912      | 1984    | 896                | 791  | 176                    | 121 | 6                         | 4  | 349              |                                |
| 101. Oneida .....       | 1575              | 1242     | 2817    | 1375               | 1182 | 200                    | 60  | 19                        | 10 | 477              |                                |
| 102. Rainham .....      | 881               | 737      | 1618    | 866                | 726  | 15                     | 11  | 19                        | 18 | 275              |                                |
| 103. Sherbrooke .....   | 178               | 156      | 334     | 164                | 155  | 14                     | 1   |                           |    | 58               |                                |
| 104. Walpole .....      | 2014              | 1569     | 3583    | 1789               | 1494 | 225                    | 75  | 15                        | 7  | 611              |                                |
| 105. Seneca .....       | 1979              | 1657     | 3636    | 1673               | 1511 | 306                    | 146 | 27                        | 18 | 599              |                                |
| Total of Haldimand ...  | 10306             | 8482     | 18788   | 8928               | 7828 | 1378                   | 654 | 126                       | 75 | 3073             | 6                              |

COUNTY OF

|                        |      |      |       |      |      |      |     |    |    |      |   |
|------------------------|------|------|-------|------|------|------|-----|----|----|------|---|
| 106. Esquessing .....  | 2722 | 2503 | 5225  | 2661 | 2449 | 111  | 54  | 3  |    | 837  |   |
| 107. Trafalgar .....   | 3474 | 3308 | 6782  | 2941 | 2976 | 533  | 332 | 16 | 14 | 1193 | 2 |
| 108. Nassagaweya ..... | 1196 | 1041 | 2237  | 1068 | 980  | 128  | 61  | 24 | 23 | 553  |   |
| 109. Nelson .....      | 2135 | 1943 | 4078  | 1867 | 1808 | 268  | 135 | 10 | 4  | 605  |   |
| Total of Halton .....  | 9527 | 8795 | 18322 | 8537 | 8213 | 1040 | 582 | 53 | 41 | 3188 | 6 |

COUNTY OF

|                             |                |       |       |       |       |      |      |     |     |      |     |
|-----------------------------|----------------|-------|-------|-------|-------|------|------|-----|-----|------|-----|
| 110. Belleville, Town ..... | 2314           | 2255  | 4569  | 1832  | 1925  | 482  | 330  | 42  | 19  | 646  |     |
| 111. Huntingdon .....       | 1344           | 1204  | 2548  | 1195  | 1102  | 149  | 102  | 29  | 24  | 672  |     |
| 112. Madoc .....            |                |       |       |       |       |      |      |     |     |      |     |
| 113. Elzevir .....          | 1461           | 1300  | 2761  | 1444  | 1277  | 17   | 23   | 7   | 6   | 317  |     |
| 114. Tudor .....            |                |       |       |       |       |      |      |     |     |      |     |
| 115. Marmora .....          |                |       |       |       |       |      |      |     |     |      | 356 |
| 116. Rawdon .....           | 1617           | 1480  | 3097  | 1485  | 1385  | 132  | 95   | 21  | 21  | 512  |     |
| 117. Sidney .....           | 2372           | 2202  | 4574  | 2190  | 2041  | 182  | 161  | 52  | 49  | 839  |     |
| 118. Thurlow .....          | 2386           | 2083  | 4469  | 2096  | 1909  | 290  | 174  | 7   | 1   | 622  |     |
| 119. Tyendinaga .....       | 3266           | 2934  | 6200  | 3139  | 2843  | 127  | 91   | 14  | 24  | 943  |     |
| 120. Hungerford .....       | Not inhabited. |       |       |       |       |      |      |     |     |      |     |
| 121. Grimsthorpe .....      | 1653           | 1471  | 3124  | 1515  | 1367  | 134  | 104  | 13  | 7   | 537  |     |
| 122. Lake .....             | Not inhabited. |       |       |       |       |      |      |     |     |      |     |
| Total of Hastings .....     | 16769          | 15208 | 31977 | 15195 | 14094 | 1580 | 1114 | 188 | 157 | 4322 | 7   |

CENSUS, BY AGES, 1851-2.

GLENGARY.—(Continued.)

| 100 YEARS. | OVER 100 YEARS. |     |        |            |     |          |            |     |         |     | AGES NOT GIVEN. |     | DEATHS.         |    |
|------------|-----------------|-----|--------|------------|-----|----------|------------|-----|---------|-----|-----------------|-----|-----------------|----|
|            | Deaths.         |     | Males. |            |     | Females. |            |     | Deaths. |     | M.              | F.  | AGES NOT GIVEN. |    |
| M.         | F.              | Md. | S.     | Widow-ers. | Md. | S.       | Widow-ers. | M.  | F.      | M.  |                 |     | F.              | M. |
| 112        | 113             | 114 | 115    | 116        | 117 | 118      | 119        | 120 | 121     | 122 | 123             | 124 | 125             |    |
|            |                 |     |        |            |     |          |            |     |         |     |                 | 4   | 6               |    |
|            | 1               |     |        |            |     |          |            |     |         |     | 2               | 3   | 1               |    |
|            |                 |     |        |            |     |          |            |     |         |     |                 | 14  | 12              |    |
|            | 1               |     |        |            |     |          |            |     |         | 1   | 2               | 21  | 19              |    |

GREY.—(Continued.)

|  |  |  |  |  |  |  |  |  |  |  |    |   |   |   |
|--|--|--|--|--|--|--|--|--|--|--|----|---|---|---|
|  |  |  |  |  |  |  |  |  |  |  | 14 | 6 |   |   |
|  |  |  |  |  |  |  |  |  |  |  |    |   |   | 2 |
|  |  |  |  |  |  |  |  |  |  |  |    |   |   | 1 |
|  |  |  |  |  |  |  |  |  |  |  |    |   |   | 1 |
|  |  |  |  |  |  |  |  |  |  |  |    |   |   | 1 |
|  |  |  |  |  |  |  |  |  |  |  |    |   |   | 1 |
|  |  |  |  |  |  |  |  |  |  |  |    |   |   | 1 |
|  |  |  |  |  |  |  |  |  |  |  |    |   |   | 1 |
|  |  |  |  |  |  |  |  |  |  |  |    |   |   | 1 |
|  |  |  |  |  |  |  |  |  |  |  |    |   |   | 1 |
|  |  |  |  |  |  |  |  |  |  |  |    |   |   | 1 |
|  |  |  |  |  |  |  |  |  |  |  | 14 | 6 | 2 | 4 |

GRENVILLE.—(Continued.)

|  |  |  |  |  |  |  |  |  |  |  |  |  |  |    |    |
|--|--|--|--|--|--|--|--|--|--|--|--|--|--|----|----|
|  |  |  |  |  |  |  |  |  |  |  |  |  |  | 6  | 4  |
|  |  |  |  |  |  |  |  |  |  |  |  |  |  | 6  | 5  |
|  |  |  |  |  |  |  |  |  |  |  |  |  |  | 2  | 1  |
|  |  |  |  |  |  |  |  |  |  |  |  |  |  | 7  | 2  |
|  |  |  |  |  |  |  |  |  |  |  |  |  |  | 1  | 3  |
|  |  |  |  |  |  |  |  |  |  |  |  |  |  | 2  | 1  |
|  |  |  |  |  |  |  |  |  |  |  |  |  |  | 10 | 6  |
|  |  |  |  |  |  |  |  |  |  |  |  |  |  | 19 | 16 |

No. III.—UPPER CANADA PERSONAL COUNTY OF

Table with 14 columns: MALES (Married, Single, Widowers, Total), FEMALES (Married, Single, Widows, Total), GRAND TOTAL, DEATHS (Males, Females, Total), and Proportion of Deaths to Births. Rows 72-75.

COUNTY OF

Table with 14 columns: MALES, FEMALES, GRAND TOTAL, DEATHS, and Proportion of Deaths to Births. Rows 76-89.

COUNTY OF

Table with 14 columns: MALES, FEMALES, GRAND TOTAL, DEATHS, and Proportion of Deaths to Births. Rows 90-95.

CENSUS, BY AGES, 1851-2.

HALDIMAND.—(Continued.)

Large table with columns: 20 YEARS, DEATHS, BETWEEN 20 AND 30 YEARS, BETWEEN 30 AND 40 YEARS. Sub-columns for Males, Females, Deaths, and further breakdowns.

HALTON.—(Continued.)

Table with columns for age groups and counts. Rows for ages 2, 1, and 2.

HASTINGS.—(Continued)

Table with columns for age groups and counts. Rows for ages 1, 1, 1, 1, 1, 3.

No. III.—UPPER CANADA PERSONAL

COUNTY OF

Table with columns for age groups (Between 40 and 50 years, Between 50 and 60 years) and sub-columns for Males, Females, Deaths, subdivided into Md., S., Widows, M., F.

COUNTY OF

Table with columns for age groups (Between 40 and 50 years, Between 50 and 60 years) and sub-columns for Males, Females, Deaths, subdivided into Md., S., Widows, M., F.

COUNTY OF

Table with columns for age groups (Between 40 and 50 years, Between 50 and 60 years) and sub-columns for Males, Females, Deaths, subdivided into Md., S., Widows, M., F.

CENSU, BY AGES, 1851-2.

HALDIMAND.

Table with columns for Births in 1851, Under 1 year of age, Deaths under 1 year, Under 2 years of age, Deaths under 2 years, Under 3 years of age, Deaths under 3 years, Under 4 years of age, Deaths under 4 years, subdivided into M., F.

HALTON.

Table with columns for age groups (Between 40 and 50 years, Between 50 and 60 years) and sub-columns for Males, Females, Deaths, subdivided into M., F.

HASTINGS.

Table with columns for age groups (Between 40 and 50 years, Between 50 and 60 years) and sub-columns for Males, Females, Deaths, subdivided into M., F.



NO. III.—UPPER CANADA PERSONAL  
COUNTY OF

|        | Under 5 years of age. |     |          |       | Deaths under 5 years. |      |          |       | Between 5 and 10 years. |      |          |      | Deaths between 5 and 10 years. |       |          |      | BETWEEN 10 AND 15 YEARS. |     |          |    |        |    | BETWEEN 15 AND 20 YEARS. |    |        |    |          |    |        |    |          |  |
|--------|-----------------------|-----|----------|-------|-----------------------|------|----------|-------|-------------------------|------|----------|------|--------------------------------|-------|----------|------|--------------------------|-----|----------|----|--------|----|--------------------------|----|--------|----|----------|----|--------|----|----------|--|
|        | Males.                |     | Females. |       | Males.                |      | Females. |       | Males.                  |      | Females. |      | Males.                         |       | Females. |      | Males.                   |     | Females. |    | Males. |    | Females.                 |    | Males. |    | Females. |    | Males. |    | Females. |  |
|        | M.                    | F.  | M.       | F.    | M.                    | F.   | M.       | F.    | Md.                     | S.   | Md.      | S.   | Md.                            | S.    | Md.      | S.   | Md.                      | S.  | Md.      | S. | Md.    | S. | Md.                      | S. | Md.    | S. | Md.      | S. | Md.    | S. |          |  |
|        | 30                    | 31  | 32       | 33    | 34                    | 35   | 36       | 37    | 38                      | 39   | 40       | 41   | 42                             | 43    | 44       | 45   | 46                       | 47  |          |    |        |    |                          |    |        |    |          |    |        |    |          |  |
| 96 ..  | 20                    | 20  | .....    | ..... | 89                    | 88   | .....    | ..... | .....                   | 78   | .....    | 72   | .....                          | ..... | 1        | 66   | 14                       | 53  |          |    |        |    |                          |    |        |    |          |    |        |    |          |  |
| 97 ..  | 31                    | 34  | .....    | ..... | 137                   | 143  | .....    | ..... | .....                   | 107  | .....    | 119  | .....                          | ..... | .....    | 112  | 14                       | 82  |          |    |        |    |                          |    |        |    |          |    |        |    |          |  |
| 98 ..  | 12                    | 17  | 1        | ..... | 74                    | 65   | .....    | ..... | .....                   | 50   | .....    | 45   | .....                          | ..... | .....    | 46   | 8                        | 26  |          |    |        |    |                          |    |        |    |          |    |        |    |          |  |
| 99 ..  | 11                    | 11  | .....    | ..... | 54                    | 67   | .....    | ..... | .....                   | 47   | .....    | 45   | 1                              | ..... | .....    | 42   | 9                        | 35  |          |    |        |    |                          |    |        |    |          |    |        |    |          |  |
| 100 .. | 23                    | 30  | .....    | ..... | 158                   | 49   | 1        | ..... | .....                   | 99   | .....    | 124  | .....                          | ..... | 2        | 134  | 23                       | 93  |          |    |        |    |                          |    |        |    |          |    |        |    |          |  |
| 101 .. | 34                    | 40  | 2        | 1     | 208                   | 179  | 1        | 1     | .....                   | 189  | .....    | 138  | .....                          | 2     | 2        | 172  | 31                       | 132 |          |    |        |    |                          |    |        |    |          |    |        |    |          |  |
| 102 .. | 19                    | 21  | .....    | 1     | 117                   | 108  | .....    | ..... | .....                   | 182  | .....    | 105  | .....                          | ..... | .....    | 88   | 16                       | 68  |          |    |        |    |                          |    |        |    |          |    |        |    |          |  |
| 103 .. | 8                     | 2   | .....    | ..... | 19                    | 26   | .....    | ..... | .....                   | 23   | .....    | 22   | .....                          | ..... | .....    | 16   | 4                        | 18  |          |    |        |    |                          |    |        |    |          |    |        |    |          |  |
| 104 .. | 65                    | 61  | .....    | ..... | 266                   | 247  | .....    | ..... | .....                   | 217  | .....    | 210  | .....                          | ..... | 3        | 215  | 46                       | 120 |          |    |        |    |                          |    |        |    |          |    |        |    |          |  |
| 105 .. | 61                    | 50  | .....    | ..... | 255                   | 257  | 1        | 2     | .....                   | 208  | .....    | 190  | .....                          | ..... | 7        | 226  | 28                       | 179 |          |    |        |    |                          |    |        |    |          |    |        |    |          |  |
|        | 289                   | 186 | 3        | 2     | 1379                  | 1229 | 3        | 3     | .....                   | 1400 | .....    | 1070 | .....                          | 3     | 15       | 1117 | 193                      | 806 |          |    |        |    |                          |    |        |    |          |    |        |    |          |  |

COUNTY OF

|        |     |     |       |       |      |      |       |       |       |      |       |      |       |       |       |      |    |      |
|--------|-----|-----|-------|-------|------|------|-------|-------|-------|------|-------|------|-------|-------|-------|------|----|------|
| 106 .. | 82  | 76  | 2     | ..... | 330  | 361  | 1     | ..... | ..... | 318  | ..... | 358  | ..... | ..... | ..... | 332  | 37 | 295  |
| 107 .. | 111 | 107 | 1     | ..... | 444  | 487  | 2     | 4     | ..... | 414  | ..... | 414  | 2     | 2     | 4     | 398  | 47 | 430  |
| 108 .. | 39  | 40  | ..... | ..... | 167  | 173  | ..... | ..... | ..... | 166  | ..... | 162  | ..... | ..... | ..... | 137  | 3  | 134  |
| 109 .. | 68  | 52  | 1     | ..... | 361  | 312  | ..... | ..... | ..... | 284  | ..... | 231  | ..... | ..... | 2     | 263  | 11 | 238  |
|        | 300 | 275 | 4     | ..... | 1302 | 1333 | 3     | 4     | ..... | 1182 | ..... | 1165 | 2     | 2     | 6     | 1130 | 98 | 1097 |

COUNTY OF

|        |       |       |       |       |       |       |       |       |       |       |       |       |       |       |       |       |       |       |
|--------|-------|-------|-------|-------|-------|-------|-------|-------|-------|-------|-------|-------|-------|-------|-------|-------|-------|-------|
| 110 .. | 63    | 73    | 2     | 2     | 290   | 274   | 2     | 1     | ..... | 236   | ..... | 297   | ..... | 2     | 2     | 327   | 29    | 308   |
| 111 .. | 42    | 43    | ..... | 1     | 200   | 207   | ..... | 1     | ..... | 179   | ..... | 161   | ..... | 1     | 1     | 127   | 28    | 108   |
| 112 .. | ..... | ..... | ..... | ..... | ..... | ..... | ..... | ..... | ..... | ..... | ..... | ..... | ..... | ..... | ..... | ..... | ..... | ..... |
| 113 .. | 45    | 39    | ..... | ..... | 210   | 214   | ..... | ..... | ..... | 166   | ..... | 190   | ..... | ..... | 1     | 158   | 33    | 106   |
| 114 .. | ..... | ..... | ..... | ..... | ..... | ..... | ..... | ..... | ..... | ..... | ..... | ..... | ..... | ..... | ..... | ..... | ..... | ..... |
| 115 .. | 10    | 21    | ..... | ..... | 47    | 38    | ..... | 1     | ..... | 42    | ..... | 39    | ..... | ..... | ..... | 39    | 8     | 22    |
| 116 .. | 58    | 64    | ..... | ..... | 226   | 244   | 1     | ..... | ..... | 194   | ..... | 189   | ..... | ..... | 1     | 170   | 53    | 101   |
| 117 .. | 74    | 65    | ..... | ..... | 339   | 316   | ..... | ..... | ..... | 286   | ..... | 292   | ..... | ..... | ..... | 267   | 35    | 301   |
| 118 .. | 66    | 75    | ..... | ..... | 340   | 309   | ..... | ..... | ..... | 286   | ..... | 297   | 2     | ..... | ..... | 287   | 42    | 230   |
| 119 .. | 104   | 103   | ..... | ..... | 529   | 476   | ..... | ..... | ..... | 438   | ..... | 429   | ..... | ..... | 14    | 326   | 42    | 307   |
| 120 .. | ..... | ..... | ..... | ..... | ..... | ..... | ..... | ..... | ..... | ..... | ..... | ..... | ..... | ..... | ..... | ..... | ..... | ..... |
| 121 .. | 56    | 51    | ..... | ..... | 238   | 274   | 1     | 1     | ..... | 201   | ..... | 198   | ..... | ..... | 5     | 184   | 37    | 135   |
| 122 .. | ..... | ..... | ..... | ..... | ..... | ..... | ..... | ..... | ..... | ..... | ..... | ..... | ..... | ..... | ..... | ..... | ..... | ..... |
|        | 518   | 534   | 2     | 3     | 2419  | 2352  | 4     | 4     | ..... | 2018  | ..... | 2092  | 2     | 3     | 24    | 1885  | 307   | 1618  |

CENSUS, BY AGES, 1851-2.

HALDIMAND.—(Continued.)

|    | BETWEEN 60 AND 70 YEARS. |       |            |          |       |         |         |       |       | BETWEEN 70 AND 80 YEARS. |       |            |          |       |         |         |       |       |
|----|--------------------------|-------|------------|----------|-------|---------|---------|-------|-------|--------------------------|-------|------------|----------|-------|---------|---------|-------|-------|
|    | Males.                   |       |            | Females. |       |         | Deaths. |       |       | Males.                   |       |            | Females. |       |         | Deaths. |       |       |
|    | Md.                      | S.    | Widow-ers. | Md.      | S.    | Widows. | M.      | F.    |       | Md.                      | S.    | Widow-ers. | Md.      | S.    | Widows. | M.      | F.    |       |
|    | 82                       | 83    | 84         | 85       | 86    | 87      | 88      | 89    |       | 90                       | 91    | 92         | 93       | 94    | 95      | 96      | 97    |       |
| 8  | 2                        | 7     | 2          | .....    | ..... | 1       | 1       | ..... | ..... | 1                        | 2     | .....      | .....    | ..... | 1       | .....   | ..... | ..... |
| 13 | .....                    | 7     | 6          | .....    | ..... | 7       | .....   | 1     | ..... | 3                        | 1     | 1          | 1        | ..... | 2       | 1       | ..... | ..... |
| 2  | 2                        | ..... | 1          | .....    | ..... | .....   | .....   | ..... | ..... | 1                        | ..... | 3          | .....    | ..... | 1       | .....   | ..... | ..... |
| 5  | .....                    | 2     | 1          | .....    | 1     | .....   | .....   | 1     | ..... | 4                        | ..... | .....      | .....    | 2     | .....   | .....   | ..... | ..... |
| 10 | 1                        | 3     | 5          | 1        | ..... | 3       | .....   | 1     | ..... | 3                        | 2     | 2          | .....    | 1     | 1       | .....   | ..... | ..... |
| 17 | .....                    | 6     | 10         | 2        | ..... | 6       | .....   | 1     | ..... | 3                        | ..... | 3          | .....    | 1     | 6       | .....   | ..... | ..... |
| 17 | 3                        | 1     | 10         | 1        | ..... | 7       | .....   | ..... | ..... | 3                        | 1     | 2          | 1        | ..... | 4       | .....   | ..... | ..... |
| 6  | 1                        | ..... | .....      | .....    | ..... | .....   | .....   | ..... | ..... | .....                    | ..... | .....      | .....    | ..... | .....   | .....   | ..... | ..... |
| 26 | 1                        | 4     | 15         | .....    | ..... | 2       | .....   | 1     | ..... | 3                        | 2     | 7          | .....    | ..... | 5       | .....   | ..... | ..... |
| 64 | 2                        | 9     | 15         | 1        | ..... | 14      | .....   | 1     | ..... | 22                       | 1     | .....      | .....    | 3     | 4       | .....   | ..... | ..... |
|    | 168                      | 12    | 39         | 65       | 6     | 45      | 3       | 5     | ..... | 43                       | 6     | 21         | 3        | 8     | 24      | 1       | ..... | ..... |

HALTON.—(Continued.)

|    |     |    |    |       |    |    |       |    |       |    |    |       |    |       |       |   |
|----|-----|----|----|-------|----|----|-------|----|-------|----|----|-------|----|-------|-------|---|
| 55 | 4   | 10 | 33 | ..... | 11 | 1  | ..... | 19 | 1     | 15 | 6  | ..... | 4  | ..... | 2     |   |
| 71 | 3   | 14 | 55 | 1     | 28 | 2  | 1     | 25 | 4     | 7  | 3  | ..... | 17 | 3     | 2     |   |
| 37 | 1   | 2  | 19 | 1     | 4  | 1  | 2     | 7  | ..... | 6  | 7  | ..... | 4  | ..... | ..... |   |
| 53 | 5   | 10 | 35 | 4     | 19 | 1  | 1     | 14 | 6     | 9  | 2  | 1     | 10 | 1     | ..... |   |
|    | 216 | 13 | 46 | 142   | 6  | 62 | 5     | 4  | 65    | 11 | 37 | 18    | 1  | 35    | 4     | 4 |

HASTINGS.—(Continued.)

|    |       |    |    |       |       |       |       |    |       |       |       |       |       |       |       |   |
|----|-------|----|----|-------|-------|-------|-------|----|-------|-------|-------|-------|-------|-------|-------|---|
| 22 | 1     | 7  | 10 | 1     | 15    | ..... | 1     | 4  | ..... | 4     | 1     | ..... | 7     | 2     | 1     |   |
| 26 | ..... | 1  | 16 | ..... | 8     | 1     | ..... | 4  | ..... | 3     | 3     | ..... | ..... | ..... | ..... |   |
| 17 | ..... | 3  | 9  | ..... | 2     | ..... | ..... | 7  | ..... | 1     | 3     | 1     | 2     | ..... | ..... |   |
| 10 | ..... | 1  | 5  | ..... | ..... | ..... | ..... | 4  | ..... | ..... | 3     | ..... | 1     | ..... | ..... |   |
| 30 | 1     | 10 | 26 | 1     | 13    | ..... | 1     | 6  | ..... | 4     | 2     | ..... | 2     | ..... | ..... |   |
| 50 | ..... | 12 | 32 | 2     | 14    | ..... | 1     | 24 | 1     | 8     | 17    | 10    | 2     | ..... | ..... |   |
| 52 | 4     | 5  | 23 | 1     | 6     | ..... | 1     | 9  | ..... | 4     | 5     | ..... | 8     | ..... | ..... |   |
| 26 | 4     | 3  | 35 | 2     | 16    | ..... | ..... | 4  | ..... | 2     | 7     | ..... | 8     | ..... | ..... |   |
| 32 | 4     | 3  | 21 | 1     | 3     | ..... | 1     | 6  | ..... | 1     | ..... | ..... | 7     | 1     | ..... |   |
|    | 265   | 14 | 45 | 177   | 8     | 62    | 2     | 4  | 68    | 1     | 27    | 41    | 1     | 45    | 5     | 1 |

No. III.—UPPER CANADA PERSONAL  
COUNTY OF

| BETWEEN 80 AND 90 YEARS. |    |            |          |     |            |         |     |  | BETWEEN 90 AND 100 YEARS. |     |            |          |     |            |
|--------------------------|----|------------|----------|-----|------------|---------|-----|--|---------------------------|-----|------------|----------|-----|------------|
| Males.                   |    |            | Females. |     |            | Deaths. |     |  | Males.                    |     |            | Females. |     |            |
| Md.                      | S. | Widow-ers. | Md.      | S.  | Widow-ers. | M.      | F.  |  | Md.                       | S.  | Widow-ers. | Md.      | S.  | Widow-ers. |
| 98                       | 99 | 100        | 101      | 102 | 103        | 104     | 105 |  | 106                       | 107 | 108        | 109      | 110 | 111        |
|                          |    |            |          |     |            |         |     |  |                           |     |            |          |     | 1          |
|                          | 1  |            |          |     |            |         |     |  |                           |     |            |          |     |            |
|                          |    |            | 1        |     |            |         |     |  |                           |     |            |          |     |            |
|                          |    |            | 1        |     |            | 1       |     |  |                           |     | 1          |          |     |            |
|                          |    |            |          |     |            | 2       |     |  |                           |     |            |          |     |            |
|                          | 1  |            | 1        |     |            |         |     |  |                           |     |            |          |     |            |
|                          |    |            |          |     |            |         |     |  |                           |     | 1          |          |     | 1          |
|                          |    |            |          | 1   |            | 2       | 1   |  |                           |     |            |          |     |            |
|                          | 3  |            | 2        |     |            | 2       |     |  |                           |     |            |          |     |            |
|                          | 5  |            | 5        | 1   | 1          | 7       | 2   |  |                           |     | 2          |          |     | 2          |

COUNTY OF

|  | Md. | S.  | Widow-ers. | Md. | S. | Widow-ers. | M. | F. |  | Md. | S.  | Widow-ers. | Md. | S.  | Widow-ers. |
|--|-----|-----|------------|-----|----|------------|----|----|--|-----|-----|------------|-----|-----|------------|
|  | 106 | 107 | 108        | 109 |    |            |    |    |  | 110 | 111 | 112        | 113 | 114 | 115        |
|  | 3   |     |            | 2   |    |            | 3  |    |  |     |     |            |     |     |            |
|  | 1   |     |            | 2   |    | 1          | 1  |    |  |     |     |            |     |     |            |
|  | 4   | 1   |            | 1   |    | 1          |    |    |  |     |     |            |     |     |            |
|  |     | 1   |            | 3   |    | 2          | 1  |    |  | 1   | 1   |            |     |     |            |
|  | 8   | 2   |            | 8   |    | 3          | 3  |    |  | 1   | 1   |            |     |     |            |

COUNTY OF

|  | Md. | S.  | Widow-ers. | Md. | S.  | Widow-ers. | M.  | F.  |     | Md. | S.  | Widow-ers. | Md. | S. | Widow-ers. |
|--|-----|-----|------------|-----|-----|------------|-----|-----|-----|-----|-----|------------|-----|----|------------|
|  | 110 | 111 | 112        | 113 | 114 | 115        | 116 | 117 | 118 | 119 | 120 | 121        | 122 |    |            |
|  |     |     |            | 1   |     |            | 3   | 1   |     |     |     |            |     |    |            |
|  |     |     |            |     |     |            |     |     |     | 1   |     |            | 1   |    |            |
|  |     |     |            | 3   | 1   | 1          | 1   |     |     |     |     |            |     |    |            |
|  | 1   |     |            | 1   |     |            |     |     |     |     |     |            |     |    |            |
|  | 1   | 1   |            | 3   |     |            | 5   |     |     |     |     |            |     |    | 4          |
|  | 5   |     |            | 1   |     | 1          |     |     |     |     |     |            |     |    |            |
|  | 2   | 1   |            | 1   | 2   |            | 5   |     | 1   | 1   |     |            |     |    |            |
|  | 3   |     |            |     | 1   |            | 1   |     |     | 1   |     |            |     |    |            |
|  |     |     |            |     |     |            |     |     |     |     |     |            |     |    |            |
|  | 1   |     |            |     |     |            | 3   |     |     |     |     |            |     |    |            |
|  | 13  | 2   |            | 10  | 4   | 2          | 18  | 1   | 1   | 2   | 1   | 1          |     |    | 4          |

CENSUS, BY AGES, 1851-2.  
HALDIMAND.—(Continued.)

| 100 YEARS. |     | OVER 100 YEARS. |     |            |          |     |            |         | AGES NOT GIVEN. |                 | DEATHS. |     |     |
|------------|-----|-----------------|-----|------------|----------|-----|------------|---------|-----------------|-----------------|---------|-----|-----|
| Deaths.    |     | Males.          |     |            | Females. |     |            | Deaths. |                 | Ages not given. |         |     |     |
| M.         | F.  | Md.             | S.  | Widow-ers. | Md.      | S.  | Widow-ers. | M.      | F.              | M.              | F.      |     |     |
| 112        | 113 | 114             | 115 | 116        | 117      | 118 | 119        | 120     | 121             | 122             | 123     | 124 | 125 |
|            |     |                 |     |            |          |     |            |         |                 | 4               | 4       |     |     |
|            |     |                 |     |            |          |     |            |         |                 | 5               | 4       |     |     |
|            |     |                 |     |            |          |     |            |         |                 | 1               | 3       |     |     |
|            |     |                 |     |            |          |     |            |         |                 |                 |         | 1   |     |
|            |     |                 |     |            |          |     |            | 1       |                 | 2               | 2       | 3   | 3   |
|            |     |                 |     |            |          |     |            |         |                 | 4               | 4       |     | 5   |
|            |     |                 |     |            |          |     |            |         |                 | 10              | 4       |     |     |
|            |     |                 |     |            |          |     |            |         |                 |                 | 2       |     |     |
|            |     |                 |     |            |          |     |            |         |                 |                 | 1       |     |     |
|            |     |                 |     |            |          |     |            |         |                 |                 |         | 1   |     |
|            |     |                 |     |            |          |     |            |         | 1               | 26              | 20      | 4   | 8   |

HALTON.—(Continued.)

|  | Md. | S. | Widow-ers. | Md. | S. | Widow-ers. | M. | F. |  | Md. | S. | Widow-ers. | Md. | S. | Widow-ers. |
|--|-----|----|------------|-----|----|------------|----|----|--|-----|----|------------|-----|----|------------|
|  | 1   |    |            |     |    |            |    |    |  | 9   |    |            | 1   |    | 3          |
|  |     |    |            |     |    |            |    |    |  |     |    |            | 2   |    | 1          |
|  |     |    |            |     |    |            |    |    |  | 14  | 9  |            | 3   |    | 1          |
|  |     |    |            |     |    |            |    |    |  | 6   | 3  |            | 19  |    | 7          |
|  | 1   |    |            |     |    |            |    |    |  | 29  | 14 |            | 24  |    | 11         |

HASTINGS.—(Continued.)

|  | Md. | S. | Widow-ers. | Md. | S. | Widow-ers. | M. | F. |  | Md. | S. | Widow-ers. | Md. | S. | Widow-ers. |
|--|-----|----|------------|-----|----|------------|----|----|--|-----|----|------------|-----|----|------------|
|  | 1   |    |            |     |    |            |    |    |  | 24  |    |            | 1   |    | 1          |
|  |     |    |            |     |    |            |    |    |  |     |    |            |     |    |            |
|  |     |    |            |     |    |            |    |    |  | 63  | 12 |            |     |    | 1          |
|  |     |    |            |     |    |            |    |    |  |     |    |            | 2   |    | 3          |
|  |     |    |            |     |    |            |    |    |  |     |    |            | 1   |    | 4          |
|  |     |    |            |     |    |            |    |    |  |     |    |            | 5   |    | 4          |
|  |     |    |            |     |    |            |    |    |  | 9   | 8  |            | 8   |    | 2          |
|  |     |    |            |     |    |            |    |    |  |     |    |            | 8   |    | 13         |
|  |     |    |            |     |    |            |    |    |  |     |    |            |     |    |            |
|  |     |    |            |     |    |            |    |    |  |     |    |            | 2   |    | 1          |
|  | 1   |    |            |     |    |            |    |    |  | 96  | 24 |            | 27  |    | 26         |

No. III.—UPPER CANADA PERSONAL  
COUNTY OF

|      | MALES.   |         |           |        | FEMALES. |         |         |        | Grand Total. | DEATHS. |          |        | Proportion of Deaths to Births. |
|------|----------|---------|-----------|--------|----------|---------|---------|--------|--------------|---------|----------|--------|---------------------------------|
|      | Married. | Single. | Widowers. | Total. | Married. | Single. | Widows. | Total. |              | Males.  | Females. | Total. |                                 |
|      | 126      | 127     | 128       | 129    | 130      | 131     | 132     | 133    | 134          | 135     | 136      | 137    | 138                             |
| 96.  | 191      | 414     | 16        | 621    | 183      | 334     | 13      | 530    | 1151         | 6       | 2        | 8      | .....                           |
| 97.  | 322      | 767     | 19        | 1108   | 314      | 563     | 28      | 905    | 2013         | 9       | 11       | 20     | .....                           |
| 98.  | 130      | 299     | 7         | 436    | 132      | 247     | 9       | 388    | 824          | 4       | 7        | 11     | .....                           |
| 99.  | 134      | 298     | 10        | 442    | 132      | 237     | 17      | 386    | 828          | 1       | 6        | 7      | .....                           |
| 100. | 312      | 744     | 16        | 1072   | 304      | 572     | 36      | 912    | 1984         | 8       | 9        | 17     | .....                           |
| 101. | 441      | 1105    | 29        | 1575   | 422      | 768     | 52      | 1242   | 2817         | 24      | 15       | 39     | .....                           |
| 102. | 264      | 608     | 9         | 881    | 255      | 465     | 17      | 737    | 1618         | 6       | 6        | 12     | .....                           |
| 103. | 48       | 127     | 3         | 178    | 49       | 105     | 2       | 156    | 334          | .....   | .....    | .....  | .....                           |
| 104. | 594      | 1398    | 22        | 2014   | 571      | 965     | 33      | 1569   | 3583         | 10      | 8        | 18     | .....                           |
| 105. | 571      | 1370    | 38        | 1979   | 552      | 1025    | 80      | 1657   | 3636         | 20      | 14       | 34     | .....                           |
|      | 3007     | 7130    | 169       | 10306  | 2914     | 5281    | 287     | 9882   | 18788        | 88      | 78       | 166    | 22.2                            |

COUNTY OF

|      |      |      |     |      |      |      |     |      |       |    |    |     |       |
|------|------|------|-----|------|------|------|-----|------|-------|----|----|-----|-------|
| 106. | 831  | 1828 | 63  | 2722 | 805  | 1640 | 58  | 2503 | 5225  | 21 | 16 | 37  | ..... |
| 107. | 1041 | 2375 | 58  | 3474 | 1017 | 2172 | 119 | 3308 | 6782  | 32 | 31 | 63  | ..... |
| 108. | 325  | 850  | 21  | 1196 | 316  | 702  | 23  | 1041 | 2237  | 6  | 7  | 13  | ..... |
| 109. | 638  | 1447 | 50  | 2135 | 619  | 1261 | 63  | 1943 | 4078  | 23 | 10 | 33  | ..... |
|      | 2835 | 6500 | 192 | 9527 | 2757 | 5775 | 263 | 8795 | 18322 | 82 | 64 | 146 | 36.00 |

COUNTY OF

|      |       |       |       |       |       |       |       |       |       |       |       |       |       |
|------|-------|-------|-------|-------|-------|-------|-------|-------|-------|-------|-------|-------|-------|
| 110. | 715   | 1564  | 35    | 2314  | 740   | 1401  | 114   | 2255  | 4569  | 32    | 27    | 59    | ..... |
| 111. | 407   | 926   | 11    | 1344  | 420   | 759   | 25    | 1204  | 2548  | 8     | 11    | 19    | ..... |
| 112. | ..... | ..... | ..... | ..... | ..... | ..... | ..... | ..... | ..... | ..... | ..... | ..... | ..... |
| 113. | 418   | 1027  | 16    | 1461  | 439   | 835   | 26    | 1300  | 2761  | ..... | 3     | 3     | ..... |
| 114. | ..... | ..... | ..... | ..... | ..... | ..... | ..... | ..... | ..... | ..... | ..... | ..... | ..... |
| 115. | 134   | 216   | 6     | 356   | 110   | 167   | 2     | 279   | 635   | 4     | 9     | 13    | ..... |
| 116. | 530   | 1052  | 35    | 1617  | 575   | 866   | 39    | 1480  | 3097  | 11    | 10    | 21    | ..... |
| 117. | 863   | 1473  | 36    | 2372  | 766   | 1373  | 63    | 2202  | 4574  | 18    | 15    | 33    | ..... |
| 118. | 688   | 1665  | 33    | 2386  | 667   | 1351  | 65    | 2083  | 4469  | 22    | 12    | 34    | ..... |
| 119. | 932   | 2295  | 39    | 3266  | 918   | 1944  | 72    | 2934  | 6200  | 10    | 17    | 27    | ..... |
| 120. | ..... | ..... | ..... | ..... | ..... | ..... | ..... | ..... | ..... | ..... | ..... | ..... | ..... |
| 121. | 463   | 1154  | 36    | 1653  | 463   | 964   | 44    | 1471  | 3124  | 6     | 10    | 16    | ..... |
| 122. | ..... | ..... | ..... | ..... | ..... | ..... | ..... | ..... | ..... | ..... | ..... | ..... | ..... |
|      | 5150  | 11372 | 247   | 16769 | 5098  | 9660  | 450   | 15208 | 31977 | 111   | 114   | 225   | 20.00 |

CENSUS, BY AGES, 1851-2.  
HALDIMAND.—(Continued.)

| INDIANS. |       | COLOURED PERSONS |       | Attending School. |      | Deaf and Dumb. |       | Blind. |       | Lunatics. |       |
|----------|-------|------------------|-------|-------------------|------|----------------|-------|--------|-------|-----------|-------|
| M.       | F.    | M.               | F.    | M.                | F.   | M.             | F.    | M.     | F.    | M.        | F.    |
| 139      | 140   | 141              | 142   | 143               | 144  | 145            | 146   | 147    | 148   | 149       | 150   |
| .....    | ..... | .....            | ..... | 111               | 100  | .....          | ..... | .....  | ..... | .....     | 1     |
| 21       | 18    | 63               | 57    | 153               | 184  | 1              | ..... | .....  | ..... | .....     | ..... |
| 5        | 3     | 3                | 2     | 86                | 68   | .....          | ..... | .....  | ..... | .....     | ..... |
| .....    | ..... | 6                | 8     | 54                | 24   | .....          | ..... | .....  | ..... | .....     | 1     |
| .....    | ..... | 33               | 30    | 112               | 113  | .....          | ..... | .....  | ..... | .....     | ..... |
| 108      | 117   | 8                | 1     | 263               | 191  | .....          | ..... | .....  | ..... | .....     | ..... |
| .....    | ..... | 1                | ..... | 167               | 145  | 1              | 2     | 2      | 1     | 2         | 3     |
| .....    | ..... | 2                | ..... | 112               | 94   | .....          | 1     | .....  | ..... | 1         | ..... |
| 30       | 3     | 1                | ..... | 327               | 250  | .....          | ..... | 1      | ..... | .....     | 2     |
| 2        | ..... | 2                | 4     | 330               | 284  | .....          | ..... | .....  | ..... | .....     | ..... |
| 166      | 141   | 119              | 202   | 2715              | 1453 | 2              | 3     | 3      | 1     | 4         | 6     |

HALTON.—(Continued.)

|       |       |       |       |      |      |       |       |       |       |       |       |
|-------|-------|-------|-------|------|------|-------|-------|-------|-------|-------|-------|
| ..... | ..... | 1     | 1     | 448  | 371  | 3     | ..... | ..... | ..... | ..... | 6     |
| ..... | 3     | 3     | 4     | 568  | 492  | 1     | 1     | 1     | ..... | 1     | ..... |
| 3     | ..... | ..... | ..... | 240  | 195  | ..... | ..... | ..... | ..... | ..... | ..... |
| 16    | 1     | 14    | 17    | 389  | 309  | ..... | ..... | ..... | ..... | ..... | 1     |
| 19    | 4     | 18    | 22    | 1645 | 1367 | 4     | 1     | 1     | ..... | 1     | 7     |

HASTINGS.—(Continued.)

|       |       |       |       |      |      |       |       |       |       |       |       |
|-------|-------|-------|-------|------|------|-------|-------|-------|-------|-------|-------|
| ..... | ..... | ..... | ..... | 474  | 440  | ..... | ..... | 1     | ..... | ..... | ..... |
| ..... | ..... | ..... | ..... | 229  | 193  | ..... | 1     | ..... | 1     | ..... | 1     |
| ..... | ..... | ..... | ..... | 2    | 4    | ..... | ..... | ..... | ..... | ..... | ..... |
| ..... | ..... | ..... | ..... | 105  | 81   | ..... | ..... | ..... | ..... | 2     | ..... |
| ..... | ..... | 4     | 3     | 260  | 225  | 1     | 1     | 1     | ..... | ..... | 4     |
| ..... | ..... | ..... | ..... | 492  | 472  | ..... | ..... | ..... | ..... | ..... | 9     |
| ..... | ..... | ..... | ..... | 509  | 455  | ..... | 1     | ..... | ..... | ..... | 1     |
| 250   | 269   | 1     | ..... | 491  | 421  | ..... | 1     | ..... | ..... | ..... | 1     |
| ..... | ..... | ..... | ..... | 144  | 122  | ..... | 1     | ..... | 1     | ..... | 1     |
| 250   | 269   | 5     | 3     | 2706 | 2413 | 3     | 3     | 3     | 3     | 5     | 16    |

No. III.—UPPER CANADA PERSONAL  
COUNTY OF

| TOWNSHIPS, &c.      | TOTAL POPULATION. |          |         | RESIDENTS.         |      |                        |     | Members of Family absent. |    | No. of Families. | Average Number of each Family. |
|---------------------|-------------------|----------|---------|--------------------|------|------------------------|-----|---------------------------|----|------------------|--------------------------------|
|                     | Males.            | Females. | Totals. | Members of Family. |      | Not Members of Family. |     | M.                        | F. |                  |                                |
|                     |                   |          |         | M.                 | F.   | M.                     | F.  |                           |    |                  |                                |
|                     | 1                 | 2        | 3       | 4                  | 5    | 6                      | 7   | 8                         | 9  | 10               | 11                             |
| 123. Hay            | 498               | 487      | 985     | 493                | 484  | 5                      | 3   | 17                        | 4  | 184              |                                |
| 124. Stephen        | 393               | 349      | 742     | 359                | 331  | 31                     | 18  | 5                         | 7  | 126              |                                |
| 125. McGillivray    | 891               | 827      | 1718    | 838                | 823  | 3                      | 4   | 2                         | 1  | 260              |                                |
| 126. Biddulph       | 1086              | 995      | 2081    | 1069               | 973  | 17                     | 22  | 10                        | 5  | 336              |                                |
| 127. Osborne        | 836               | 648      | 1484    | 770                | 626  | 66                     | 22  | 8                         | 3  | 248              |                                |
| 128. Howick         | Not settled.      |          |         |                    |      |                        |     |                           |    |                  |                                |
| 129. McKillop       | 451               | 394      | 848     | 453                | 393  | 1                      | 1   | 1                         |    | 148              |                                |
| 130. Grey           | Not settled.      |          |         |                    |      |                        |     |                           |    |                  |                                |
| 131. Morris         |                   |          |         |                    |      |                        |     |                           |    |                  |                                |
| 132. Turnbury       |                   |          |         |                    |      |                        |     |                           |    |                  |                                |
| 133. Ashfield       | 493               | 414      | 907     | 484                | 407  | 9                      | 7   | 1                         |    | 167              |                                |
| 134. Wawanosh       | 350               | 342      | 722     | 377                | 335  | 3                      | 7   | 2                         |    | 132              |                                |
| 135. Colborne       | 437               | 434      | 921     | 454                | 416  | 33                     | 18  | 3                         | 2  | 138              |                                |
| 136. Hullett        | 525               | 430      | 955     | 486                | 416  | 39                     | 14  | 7                         | 1  | 185              |                                |
| 137. Tuckersmith    | 923               | 804      | 1727    | 860                | 740  | 63                     | 61  | 18                        | 10 | 307              |                                |
| 138. Stanley        | 1117              | 947      | 2064    | 1071               | 614  | 46                     | 33  | 3                         | 3  | 348              |                                |
| 139. Goderich       | 1451              | 1264     | 2715    | 1373               | 1208 | 78                     | 56  | 54                        | 32 | 339              |                                |
| 140. Goderich, Town | 703               | 626      | 1329    | 535                | 514  | 118                    | 82  | 22                        | 6  | 233              |                                |
| Total of Huron      | 10237             | 8961     | 19198   | 9722               | 8610 | 515                    | 351 | 151                       | 76 | 3211             | 5.9                            |

COUNTY OF

|                       |      |      |       |      |      |     |     |    |    |      |     |
|-----------------------|------|------|-------|------|------|-----|-----|----|----|------|-----|
| 141. Camden           | 765  | 669  | 1434  | 743  | 662  | 22  | 7   |    |    | 253  |     |
| 142. Chatham          | 932  | 836  | 1768  | 846  | 818  | 86  | 18  | 9  | 4  | 266  |     |
| 143. Dover, East      | 896  | 827  | 1723  | 844  | 797  | 52  | 30  |    |    | 191  |     |
| 144. Dover, West      |      |      |       |      |      |     |     |    |    |      |     |
| 145. Harwich          | 1412 | 1215 | 2627  | 1342 | 1168 | 70  | 47  | 17 | 18 | 398  |     |
| 146. Howard           | 2231 | 2133 | 4364  | 2047 | 2015 | 184 | 118 | 12 | 6  | 759  |     |
| 147. Orford           |      |      |       |      |      |     |     |    |    |      |     |
| 148. Raleigh          | 1290 | 1170 | 2460  | 1238 | 1143 | 52  | 27  | 34 | 37 | 416  |     |
| 149. Romney           | 556  | 467  | 1023  | 526  | 455  | 30  | 12  | 13 | 9  | 180  |     |
| 150. Tilbury, East    |      |      |       |      |      |     |     |    |    |      |     |
| 151. Zone with Camden |      |      |       |      |      |     |     |    |    |      |     |
| 152. Chatham, Town    | 1059 | 1011 | 2070  | 905  | 957  | 154 | 54  | 2  |    | 383  |     |
| Total of Kent         | 9141 | 8328 | 17469 | 8491 | 8015 | 650 | 313 | 87 | 76 | 2846 | 6.1 |

CENSUS, BY AGES, 1851-2.  
HURON.

| Births in 1851. | Under 1 year of age. |     | Deaths under 1 year. |    | Under 2 years of age. |     | Deaths under 2 years. |    | Under 3 years of age. |     | Deaths under 3 years. |    | Under 4 years of age. |     | Deaths under 4 years. |    |    |
|-----------------|----------------------|-----|----------------------|----|-----------------------|-----|-----------------------|----|-----------------------|-----|-----------------------|----|-----------------------|-----|-----------------------|----|----|
|                 | M.                   | F.  | M.                   | F. | M.                    | F.  | M.                    | F. | M.                    | F.  | M.                    | F. | M.                    | F.  | M.                    | F. |    |
|                 | 12                   | 13  | 14                   | 15 | 16                    | 17  | 18                    | 19 | 20                    | 21  | 22                    | 23 | 24                    | 25  | 26                    | 27 | 28 |
| 22              | 27                   | 19  | 26                   | 2  | 3                     | 19  | 21                    |    |                       | 18  | 29                    |    |                       | 1   | 16                    | 19 |    |
| 22              | 22                   | 20  | 25                   | 1  | 1                     | 16  | 20                    |    |                       | 19  | 13                    |    |                       |     | 11                    | 16 |    |
| 37              | 43                   | 38  | 53                   | 1  |                       | 33  | 46                    |    |                       | 40  | 24                    |    |                       |     | 29                    | 40 |    |
| 60              | 44                   | 53  | 46                   | 2  | 4                     | 41  | 47                    |    | 1                     | 53  | 38                    |    |                       | 1   | 38                    | 43 | 1  |
| 42              | 31                   | 32  | 29                   |    |                       | 38  | 28                    |    |                       | 36  | 28                    |    | 1                     | 1   | 35                    | 21 |    |
| 15              | 19                   | 16  | 19                   |    |                       |     |                       | 22 | 19                    |     |                       |    |                       |     |                       |    |    |
|                 |                      |     |                      |    |                       |     |                       |    |                       |     |                       |    |                       |     |                       |    |    |
|                 |                      |     |                      |    |                       |     |                       |    |                       |     |                       |    |                       |     |                       |    |    |
| 26              | 15                   | 23  | 20                   | 1  | 1                     | 21  | 22                    | 1  |                       | 22  | 18                    |    |                       | 3   | 18                    | 13 |    |
| 20              | 14                   | 15  | 16                   |    |                       | 18  | 19                    |    |                       | 14  | 16                    |    |                       |     | 17                    | 13 |    |
| 18              | 20                   | 21  | 23                   |    |                       | 16  | 22                    |    |                       | 20  | 19                    |    |                       |     | 14                    | 14 |    |
| 27              | 19                   | 26  | 19                   |    |                       | 17  | 22                    |    |                       | 16  | 15                    |    |                       |     | 16                    | 23 |    |
| 28              | 47                   | 35  | 52                   |    | 1                     | 49  | 33                    | 1  |                       | 37  | 34                    |    |                       |     | 27                    | 47 |    |
| 54              | 53                   | 53  | 47                   | 2  | 1                     | 55  | 45                    |    |                       | 45  | 38                    |    |                       |     | 36                    | 39 |    |
| 42              | 60                   | 35  | 58                   | 3  | 4                     | 51  | 51                    |    | 1                     | 56  | 50                    |    |                       | 1   | 61                    | 47 |    |
| 28              | 23                   | 26  | 23                   | 4  | 5                     | 22  | 15                    |    | 2                     | 34  | 23                    |    |                       |     | 16                    | 24 |    |
| 441             | 437                  | 417 | 456                  | 15 | 20                    | 423 | 410                   | 2  | 4                     | 428 | 352                   | 4  | 6                     | 355 | 381                   | 1  | 1  |

KENT.

|     |     |     |     |    |    |     |     |   |   |     |     |   |   |     |     |   |
|-----|-----|-----|-----|----|----|-----|-----|---|---|-----|-----|---|---|-----|-----|---|
| 29  | 21  | 22  | 22  | 4  | 7  | 27  | 26  |   |   | 26  | 21  |   | 1 | 32  | 22  |   |
| 35  | 34  | 37  | 42  | 2  | 1  | 32  | 29  |   |   | 33  | 35  |   |   | 35  | 27  |   |
| 19  | 25  | 41  | 30  | 2  | 7  | 26  | 32  |   |   | 24  | 26  |   |   | 25  | 44  |   |
| 42  | 34  | 60  | 55  | 4  | 1  | 65  | 47  | 1 |   | 50  | 48  | 2 |   | 51  | 49  |   |
| 66  | 72  | 73  | 87  | 6  | 3  | 82  | 74  | 1 |   | 64  | 70  | 1 |   | 76  | 84  |   |
| 50  | 45  | 49  | 42  | 1  | 3  | 48  | 49  |   |   | 47  | 42  |   |   | 58  | 37  | 1 |
| 19  | 22  | 24  | 22  | 2  |    | 15  | 24  |   |   | 17  | 19  |   |   | 15  | 20  |   |
| 32  | 49  | 32  | 52  | 6  | 4  | 38  | 36  | 4 | 2 | 32  | 31  |   |   | 30  | 37  |   |
| 292 | 302 | 338 | 332 | 28 | 26 | 333 | 317 | 6 | 2 | 303 | 292 | 3 | 1 | 322 | 320 | 1 |



No. III.—UPPER CANADA PERSONAL  
COUNTY OF

|     | BETWEEN 40 AND 50 YEARS. |       |            |          |       |            |         |       |       | BETWEEN 50 AND 60 YEARS. |       |            |          |       |            |         |       |       |
|-----|--------------------------|-------|------------|----------|-------|------------|---------|-------|-------|--------------------------|-------|------------|----------|-------|------------|---------|-------|-------|
|     | Males.                   |       |            | Females. |       |            | Deaths. |       |       | Males.                   |       |            | Females. |       |            | Deaths. |       |       |
|     | Md.                      | S.    | Widow-ers. | Md.      | S.    | Widow-ers. | M.      | F.    |       | Md.                      | S.    | Widow-ers. | Md.      | S.    | Widow-ers. | M.      | F.    |       |
|     | 66                       | 67    | 68         | 69       | 70    | 71         | 72      | 73    |       | 74                       | 75    | 76         | 77       | 78    | 79         | 80      | 81    |       |
| 123 | 33                       | 2     | 2          | 27       | ..... | 3          | .....   | ..... | ..... | 20                       | ..... | 2          | 18       | ..... | 2          | .....   | ..... | ..... |
| 124 | 25                       | ..... | 1          | 19       | ..... | 2          | 2       | ..... | ..... | 18                       | ..... | .....      | 12       | ..... | .....      | .....   | ..... | ..... |
| 125 | 63                       | 3     | .....      | 53       | 1     | 3          | .....   | ..... | ..... | 26                       | 2     | 1          | 20       | 2     | 4          | .....   | ..... | ..... |
| 126 | 63                       | 2     | 4          | 45       | 3     | 6          | 1       | ..... | ..... | 39                       | 1     | 3          | 17       | 2     | 9          | .....   | ..... | ..... |
| 127 | 43                       | 5     | .....      | 38       | ..... | 2          | .....   | ..... | ..... | 28                       | ..... | 3          | 15       | ..... | 1          | .....   | ..... | ..... |
| 128 | .....                    | ..... | .....      | .....    | ..... | .....      | .....   | ..... | ..... | .....                    | ..... | .....      | .....    | ..... | .....      | .....   | ..... | ..... |
| 129 | 25                       | 2     | 3          | 20       | 4     | 2          | .....   | ..... | ..... | 19                       | 1     | 3          | 11       | 4     | .....      | .....   | ..... | ..... |
| 130 | .....                    | ..... | .....      | .....    | ..... | .....      | .....   | ..... | ..... | .....                    | ..... | .....      | .....    | ..... | .....      | .....   | ..... | ..... |
| 131 | .....                    | ..... | .....      | .....    | ..... | .....      | .....   | ..... | ..... | .....                    | ..... | .....      | .....    | ..... | .....      | .....   | ..... | ..... |
| 132 | .....                    | ..... | .....      | .....    | ..... | .....      | .....   | ..... | ..... | .....                    | ..... | .....      | .....    | ..... | .....      | .....   | ..... | ..... |
| 133 | 38                       | 3     | 2          | 22       | ..... | 4          | 1       | ..... | ..... | 12                       | ..... | 1          | 8        | ..... | 5          | .....   | ..... | 2     |
| 134 | 21                       | ..... | 2          | 11       | ..... | 3          | .....   | ..... | ..... | 14                       | ..... | .....      | 10       | ..... | 4          | .....   | ..... | ..... |
| 135 | 34                       | 2     | 1          | 28       | ..... | .....      | .....   | ..... | ..... | 26                       | ..... | 1          | 15       | 1     | 1          | .....   | ..... | ..... |
| 136 | 34                       | ..... | .....      | 27       | ..... | 2          | .....   | ..... | ..... | 15                       | 1     | 4          | 11       | ..... | 4          | .....   | ..... | ..... |
| 137 | 66                       | 9     | 3          | 46       | 1     | 5          | 1       | 1     | ..... | 38                       | 5     | 3          | 24       | 1     | 3          | .....   | ..... | ..... |
| 138 | 75                       | 9     | 5          | 63       | 2     | 6          | .....   | ..... | ..... | 49                       | 4     | 7          | 32       | ..... | 5          | .....   | ..... | ..... |
| 139 | 105                      | 7     | 5          | 80       | 7     | 6          | .....   | ..... | ..... | 63                       | 5     | 6          | 38       | 5     | 10         | 2       | ..... | ..... |
| 140 | 48                       | 12    | 2          | 27       | 1     | 6          | 2       | ..... | ..... | 20                       | 3     | 4          | 13       | 3     | 8          | .....   | ..... | ..... |
|     | 678                      | 56    | 30         | 506      | 19    | 50         | 7       | 1     | ..... | 357                      | 22    | 38         | 254      | 18    | 56         | 2       | ..... | 2     |

COUNTY OF

|       |       |       |       |       |       |       |       |       |       |       |       |       |       |       |       |       |       |       |
|-------|-------|-------|-------|-------|-------|-------|-------|-------|-------|-------|-------|-------|-------|-------|-------|-------|-------|-------|
| 141   | 53    | 3     | 4     | 47    | 2     | 7     | 2     | 1     | ..... | 37    | 2     | ..... | 15    | 1     | 7     | 2     | ..... | ..... |
| 142   | 68    | 9     | 4     | 47    | 5     | 5     | ..... | 3     | ..... | 33    | 2     | 6     | 22    | 3     | 2     | ..... | ..... | ..... |
| 143   | } 54  | 2     | 6     | 41    | 1     | 6     | ..... | ..... | ..... | 34    | 3     | 8     | 27    | 1     | 6     | 1     | 1     | ..... |
| 144   |       | ..... | ..... | ..... | ..... | ..... | ..... | ..... | ..... | ..... | ..... | ..... | ..... | ..... | ..... | ..... | ..... | ..... |
| 145   | } 78  | 11    | 6     | 76    | 4     | 6     | 1     | 1     | ..... | 63    | 9     | 8     | 39    | 2     | 6     | ..... | ..... | ..... |
| 146   |       | ..... | ..... | ..... | ..... | ..... | ..... | ..... | ..... | ..... | ..... | ..... | ..... | ..... | ..... | ..... | ..... | ..... |
| 147   | } 155 | 18    | 10    | 127   | 4     | 12    | 2     | 3     | ..... | 117   | 12    | 10    | 71    | 3     | 17    | 3     | 4     | ..... |
| 148   |       | ..... | ..... | ..... | ..... | ..... | ..... | ..... | ..... | ..... | ..... | ..... | ..... | ..... | ..... | ..... | ..... | ..... |
| 149   | } 87  | 2     | 4     | 74    | 3     | 5     | 2     | ..... | ..... | 70    | 5     | 8     | 42    | 2     | 11    | ..... | ..... | ..... |
| 150   |       | ..... | ..... | ..... | ..... | ..... | ..... | ..... | ..... | ..... | ..... | ..... | ..... | ..... | ..... | ..... | ..... | ..... |
| 151   | } 28  | 3     | 2     | 34    | ..... | 3     | ..... | 1     | ..... | 26    | 2     | 6     | 12    | ..... | 3     | ..... | ..... | ..... |
| ..... |       | ..... | ..... | ..... | ..... | ..... | ..... | ..... | ..... | ..... | ..... | ..... | ..... | ..... | ..... | ..... | ..... | ..... |
| ..... | } 72  | 7     | 3     | 45    | 5     | 12    | ..... | 1     | ..... | 29    | 5     | 2     | 16    | 1     | 10    | ..... | ..... | 1     |
| ..... |       | ..... | ..... | ..... | ..... | ..... | ..... | ..... | ..... | ..... | ..... | ..... | ..... | ..... | ..... | ..... | ..... | ..... |
|       | 395   | 55    | 39    | 491   | 24    | 56    | 7     | 10    | ..... | 409   | 40    | 48    | 244   | 13    | 62    | 6     | ..... | 7     |

CENSUS, BY AGES, 1851-2.

HURON.—(Continued.)

|       | BETWEEN 60 AND 70 YEARS. |       |            |          |       |            |         |       |       | BETWEEN 70 AND 80 YEARS. |       |            |          |       |            |         |       |       |
|-------|--------------------------|-------|------------|----------|-------|------------|---------|-------|-------|--------------------------|-------|------------|----------|-------|------------|---------|-------|-------|
|       | Males.                   |       |            | Females. |       |            | Deaths. |       |       | Males.                   |       |            | Females. |       |            | Deaths. |       |       |
|       | Md.                      | S.    | Widow-ers. | Md.      | S.    | Widow-ers. | M.      | F.    |       | Md.                      | S.    | Widow-ers. | Md.      | S.    | Widow-ers. | M.      | F.    |       |
|       | 82                       | 83    | 84         | 85       | 86    | 87         | 88      | 89    |       | 90                       | 91    | 92         | 93       | 94    | 95         | 96      | 97    |       |
| 7     | .....                    | ..... | .....      | .....    | ..... | .....      | .....   | ..... | ..... | 1                        | ..... | 1          | .....    | ..... | .....      | .....   | ..... | ..... |
| 5     | .....                    | 1     | 3          | 2        | ..... | 5          | .....   | ..... | ..... | 2                        | ..... | 1          | .....    | ..... | .....      | .....   | ..... | ..... |
| 12    | .....                    | ..... | 1          | 7        | ..... | 3          | 1       | ..... | ..... | 2                        | ..... | 1          | .....    | ..... | .....      | .....   | ..... | ..... |
| 5     | .....                    | 1     | 4          | 4        | 2     | 7          | 1       | ..... | ..... | 2                        | ..... | 1          | .....    | ..... | .....      | .....   | ..... | ..... |
| 13    | .....                    | ..... | 1          | 6        | ..... | 5          | .....   | ..... | ..... | 5                        | ..... | 3          | 2        | ..... | 2          | .....   | ..... | ..... |
| ..... | .....                    | ..... | .....      | .....    | ..... | .....      | .....   | ..... | ..... | .....                    | ..... | .....      | .....    | ..... | .....      | .....   | ..... | ..... |
| 5     | .....                    | 2     | 2          | 2        | ..... | 1          | .....   | ..... | ..... | 1                        | ..... | 2          | .....    | ..... | .....      | .....   | ..... | ..... |
| ..... | .....                    | ..... | .....      | .....    | ..... | .....      | .....   | ..... | ..... | .....                    | ..... | .....      | .....    | ..... | .....      | .....   | ..... | ..... |
| ..... | .....                    | ..... | .....      | .....    | ..... | .....      | .....   | ..... | ..... | .....                    | ..... | .....      | .....    | ..... | .....      | .....   | ..... | ..... |
| 8     | .....                    | ..... | .....      | 4        | 2     | 6          | .....   | ..... | ..... | 4                        | ..... | 1          | .....    | ..... | 1          | .....   | ..... | ..... |
| 3     | .....                    | 1     | 1          | 2        | ..... | 1          | .....   | ..... | ..... | 2                        | ..... | .....      | 1        | ..... | .....      | .....   | ..... | ..... |
| 6     | .....                    | ..... | 2          | 6        | ..... | 3          | .....   | ..... | ..... | 3                        | ..... | 1          | .....    | ..... | .....      | .....   | ..... | ..... |
| 4     | .....                    | 1     | .....      | 5        | ..... | 3          | .....   | ..... | ..... | 3                        | ..... | .....      | .....    | ..... | .....      | .....   | ..... | ..... |
| 12    | .....                    | ..... | 7          | 6        | ..... | 9          | .....   | ..... | ..... | 3                        | ..... | 3          | 2        | ..... | 2          | .....   | ..... | ..... |
| 20    | .....                    | 1     | 6          | 7        | ..... | 7          | .....   | ..... | ..... | 3                        | ..... | 1          | 7        | ..... | 3          | .....   | ..... | ..... |
| 19    | .....                    | 6     | 2          | 10       | 4     | 7          | 1       | ..... | ..... | 6                        | 1     | 3          | 2        | 1     | 6          | .....   | ..... | ..... |
| 7     | .....                    | ..... | 2          | 1        | 2     | 1          | .....   | ..... | ..... | .....                    | ..... | .....      | .....    | ..... | .....      | .....   | ..... | ..... |
|       | 126                      | 13    | 33         | 67       | 10    | 61         | 4       | 1     | ..... | 36                       | 2     | 17         | 18       | 1     | 20         | .....   | ..... | 3     |

KENT.—(Continued.)

|    |       |    |    |       |    |       |       |       |       |       |       |       |       |       |       |       |       |       |
|----|-------|----|----|-------|----|-------|-------|-------|-------|-------|-------|-------|-------|-------|-------|-------|-------|-------|
| 14 | 1     | 2  | 9  | ..... | 5  | 1     | ..... | ..... | ..... | 2     | ..... | 2     | 1     | ..... | 1     | ..... | ..... | 1     |
| 20 | 6     | 4  | 6  | 2     | 5  | ..... | ..... | ..... | ..... | 4     | 1     | 4     | 2     | 1     | 3     | ..... | ..... | ..... |
| 12 | ..... | 4  | 3  | ..... | 6  | ..... | ..... | ..... | ..... | 4     | ..... | ..... | 1     | ..... | 2     | ..... | ..... | ..... |
| 28 | 3     | 5  | 13 | 1     | 11 | ..... | ..... | ..... | ..... | 4     | 2     | 1     | 3     | ..... | 6     | 1     | ..... | ..... |
| 50 | 2     | 12 | 22 | ..... | 8  | 1     | 1     | ..... | ..... | 17    | ..... | 5     | 5     | ..... | 2     | ..... | ..... | ..... |
| 31 | 1     | 5  | 11 | ..... | 8  | ..... | ..... | ..... | ..... | 5     | 1     | 1     | 3     | ..... | 8     | ..... | ..... | ..... |
| 10 | 1     | 3  | 6  | ..... | 2  | ..... | ..... | ..... | ..... | 4     | ..... | 1     | 2     | ..... | 2     | ..... | ..... | ..... |
| 14 | 1     | 2  | 6  | ..... | 8  | ..... | ..... | ..... | ..... | ..... | 1     | ..... | ..... | ..... | ..... | ..... | ..... | ..... |
|    | 179   | 15 | 37 | 76    | 3  | 53    | 2     | 1     | ..... | 40    | 5     | 14    | 17    | 1     | 27    | 4     | ..... | 2     |



No. III.—UPPER CANADA PERSONAL  
COUNTY OF

|      | MALES.   |         |           |        | FEMALES. |         |         |        | Grand Total. | DEATHS. |          |        | Proportion of Deaths to Births. |
|------|----------|---------|-----------|--------|----------|---------|---------|--------|--------------|---------|----------|--------|---------------------------------|
|      | Married. | Single. | Widowers. | Total. | Married. | Single. | Widows. | Total. |              | Males.  | Females. | Total. |                                 |
|      | 126      | 127     | 128       | 129    | 130      | 131     | 132     | 133    | 134          | 135     | 136      | 137    | 138                             |
| 123. | 167      | 323     | 8         | 498    | 170      | 306     | 11      | 487    | 956          | 3       | 5        | 8      |                                 |
| 124. | 124      | 266     | 3         | 393    | 125      | 216     | 8       | 349    | 742          | 5       | 1        | 6      |                                 |
| 125. | 246      | 636     | 9         | 891    | 257      | 556     | 14      | 827    | 1718         | 2       | 2        | 4      |                                 |
| 126. | 322      | 745     | 19        | 1086   | 319      | 643     | 33      | 995    | 2081         | 7       | 11       | 18     |                                 |
| 127. | 241      | 588     | 7         | 836    | 226      | 414     | 8       | 648    | 1484         | 1       | 4        | 5      |                                 |
| 128. |          |         |           |        |          |         |         |        |              |         |          |        |                                 |
| 129. | 125      | 318     | 11        | 454    | 127      | 263     | 4       | 394    | 848          | 1       | 1        | 2      |                                 |
| 130. |          |         |           |        |          |         |         |        |              |         |          |        |                                 |
| 131. |          |         |           |        |          |         |         |        |              |         |          |        |                                 |
| 132. |          |         |           |        |          |         |         |        |              |         |          |        |                                 |
| 133. | 149      | 337     | 7         | 493    | 148      | 247     | 19      | 414    | 907          | 3       | 6        | 9      |                                 |
| 134. | 119      | 256     | 5         | 380    | 119      | 213     | 10      | 342    | 722          |         |          |        |                                 |
| 135. | 156      | 325     | 6         | 487    | 144      | 283     | 7       | 434    | 921          |         |          |        |                                 |
| 136. | 161      | 355     | 9         | 525    | 160      | 259     | 11      | 430    | 955          | 2       | 3        | 5      |                                 |
| 137. | 285      | 617     | 21        | 923    | 284      | 498     | 22      | 804    | 1727         | 5       | 4        | 9      |                                 |
| 138. | 312      | 752     | 23        | 1117   | 343      | 577     | 27      | 947    | 2064         | 4       | 6        | 10     |                                 |
| 139. | 388      | 1043    | 20        | 1451   | 382      | 847     | 35      | 1264   | 2715         | 11      | 10       | 21     |                                 |
| 140. | 198      | 493     | 12        | 703    | 198      | 400     | 28      | 626    | 1327         | 12      | 12       | 24     |                                 |
|      | 3023     | 7054    | 160       | 10237  | 3002     | 5722    | 237     | 8961   | 19198        | 56      | 65       | 121    | 14.00                           |

COUNTY OF

|      |      |      |     |      |      |      |     |      |       |     |    |     |       |
|------|------|------|-----|------|------|------|-----|------|-------|-----|----|-----|-------|
| 141. | 218  | 536  | 11  | 765  | 219  | 421  | 29  | 669  | 1434  | 15  | 17 | 32  |       |
| 142. | 268  | 638  | 26  | 932  | 245  | 567  | 24  | 836  | 1768  | 15  | 10 | 25  |       |
| 143. | 257  | 614  | 25  | 896  | 256  | 542  | 29  | 827  | 1723  | 10  | 11 | 21  |       |
| 144. |      |      |     |      |      |      |     |      |       |     |    |     |       |
| 145. | 394  | 993  | 25  | 1412 | 406  | 770  | 39  | 1215 | 2627  | 16  | 8  | 24  |       |
| 146. | 672  | 1507 | 52  | 2231 | 667  | 1395 | 71  | 2133 | 4364  | 30  | 24 | 54  |       |
| 147. |      |      |     |      |      |      |     |      |       |     |    |     |       |
| 148. | 380  | 885  | 25  | 1290 | 375  | 752  | 43  | 1170 | 2460  | 11  | 8  | 19  |       |
| 149. | 156  | 386  | 14  | 556  | 153  | 300  | 14  | 467  | 1023  | 3   | 3  | 6   |       |
| 150. |      |      |     |      |      |      |     |      |       |     |    |     |       |
| 151. | 361  | 684  | 14  | 1059 | 350  | 614  | 47  | 1011 | 2070  | 13  | 13 | 26  |       |
|      | 2706 | 6243 | 192 | 9141 | 2671 | 5361 | 296 | 8323 | 17469 | 113 | 94 | 207 | 34.00 |

CENSUS, BY AGES, 1851-2.  
HURON.—(Continued.)

| M.  | F.  | COLOURED PERSONS |     | Attending School. |     | Deaf and Dumb. |     | Blind. |     | Lunatics. |     |
|-----|-----|------------------|-----|-------------------|-----|----------------|-----|--------|-----|-----------|-----|
|     |     | M.               | F.  | M.                | F.  | M.             | F.  | M.     | F.  | M.        | F.  |
| 139 | 140 | 141              | 142 | 143               | 144 | 145            | 146 | 147    | 148 | 149       | 150 |
|     |     |                  |     | 42                | 57  |                |     |        |     |           | 1   |
|     |     |                  |     | 22                | 23  | 1              |     |        |     |           | 1   |
|     |     |                  |     | 48                | 58  |                |     |        | 1   |           |     |
|     |     |                  |     | 116               | 78  | 1              |     |        |     |           |     |
|     |     |                  |     | 28                | 26  |                |     |        |     |           |     |
|     |     |                  |     | 110               | 108 |                |     |        |     |           |     |
|     |     |                  |     |                   |     |                |     |        |     |           |     |
|     |     |                  |     |                   |     |                |     |        |     |           |     |
|     |     |                  |     | 19                | 12  | 1              | 1   |        |     |           |     |
|     |     |                  |     | 28                | 19  |                |     | 1      |     |           |     |
|     |     |                  |     | 33                | 45  |                |     |        |     |           |     |
|     |     |                  |     | 30                | 16  |                | 1   |        |     |           |     |
|     |     |                  |     | 92                | 64  |                |     |        |     |           | 1   |
|     |     |                  |     | 173               | 109 |                |     |        |     |           |     |
|     |     |                  |     | 289               | 241 | 2              | 1   | 1      |     |           | 1   |
|     |     |                  | 1   | 145               | 126 |                |     |        |     |           |     |
|     | 1   |                  |     | 1175              | 982 | 5              | 3   | 2      | 1   | 4         | 1   |

KENT.—(Continued.)

|    |    |    |    |      |      |   |   |   |   |   |   |
|----|----|----|----|------|------|---|---|---|---|---|---|
| 21 | 20 | 99 | 83 | 181  | 176  | 2 | 1 | 1 |   |   | 1 |
|    |    |    |    | 123  | 127  |   |   |   |   |   | 1 |
|    |    |    |    | 53   | 44   |   |   | 1 | 1 | 2 | 3 |
|    |    |    |    | 273  | 244  |   |   | 1 |   |   |   |
|    | 1  |    |    | 459  | 424  | 1 | 3 | 1 | 1 | 5 | 4 |
|    |    |    |    | 201  | 195  |   |   | 1 | 2 |   |   |
|    |    |    |    | 100  | 71   | 1 |   |   |   |   |   |
|    |    |    |    | 187  | 179  |   |   |   |   |   |   |
| 22 | 20 | 99 | 83 | 1577 | 1460 | 4 | 4 | 5 | 4 | 7 | 9 |



No. III.—UPPER CANADA PERSONAL  
COUNTY OF

Table with columns: TOWNSHIPS, &c., Males, Females, Total, Residents (Members of Family, Not Members of Family), Members of Family absent, Number of Families, Average Number of each Family. Rows include various townships like Bosanquet, Brooke, Dawn, etc., and a total for Lambton.

COUNTY OF

Table with columns: Townships, Males, Females, Total, Residents (Members of Family, Not Members of Family), Members of Family absent, Number of Families, Average Number of each Family. Rows include Bathurst, Sherbrooke, Beckwith, Burgess, Dalhousie, etc., and a total for Lanark.

COUNTY OF

Table with columns: Townships, Males, Females, Total, Residents (Members of Family, Not Members of Family), Members of Family absent, Number of Families, Average Number of each Family. Rows include Bastard, Burgess, Crosby, etc.

CENSUS, BY AGES, 1851-2.  
LAMBTON.

Table showing census data by age groups (Births in 1851, Under 1 year of age, Deaths under 1 year, etc.) for Lambton, with columns for Males (M.) and Females (F.) for each age group.

LANARK.

Table showing census data by age groups (Births in 1851, Under 1 year of age, Deaths under 1 year, etc.) for Lanark, with columns for Males (M.) and Females (F.) for each age group.

LEEDS.

Table showing census data by age groups (Births in 1851, Under 1 year of age, Deaths under 1 year, etc.) for Leeds, with columns for Males (M.) and Females (F.) for each age group.





No. III.—UPPER CANADA PERSONAL COUNTY OF

|     | BETWEEN 80 AND 90 YEARS. |    |            |          |     |            |         |     |  | BETWEEN 90 AND |     |            |          |     |            |
|-----|--------------------------|----|------------|----------|-----|------------|---------|-----|--|----------------|-----|------------|----------|-----|------------|
|     | Males.                   |    |            | Females. |     |            | Deaths. |     |  | Males.         |     |            | Females. |     |            |
|     | Md.                      | S. | Widow-ers. | Md.      | S.  | Widow-ers. | M.      | F.  |  | Md.            | S.  | Widow-ers. | Md.      | S.  | Widow-ers. |
|     | 98                       | 99 | 100        | 101      | 102 | 103        | 104     | 105 |  | 106            | 107 | 108        | 109      | 110 | 111        |
| 152 |                          |    | 1          |          |     |            |         |     |  | 1              |     |            |          |     |            |
| 153 |                          |    |            |          |     |            |         |     |  |                |     |            |          |     |            |
| 154 |                          |    |            |          |     |            |         |     |  |                |     |            |          |     |            |
| 155 |                          |    |            |          |     |            |         |     |  |                |     |            |          |     |            |
| 156 | 1                        |    |            |          |     |            | 1       |     |  |                |     |            |          |     |            |
| 157 | 2                        |    |            |          |     |            |         |     |  |                |     |            |          |     |            |
| 158 |                          |    |            |          |     |            |         |     |  |                |     |            |          |     |            |
| 159 |                          |    |            |          |     |            |         |     |  |                |     |            |          |     |            |
| 160 | 1                        |    |            |          |     |            |         |     |  |                |     |            |          |     |            |
| 161 |                          |    | 2          |          |     | 1          |         |     |  |                |     |            |          |     |            |
|     | 4                        |    | 3          |          |     | 1          | 1       |     |  | 1              |     |            |          |     |            |

COUNTY OF

|     |    |   |    |   |   |    |   |   |  |   |   |   |   |   |
|-----|----|---|----|---|---|----|---|---|--|---|---|---|---|---|
| 62  |    |   | 5  |   | 1 | 6  |   |   |  |   |   |   | 1 | 1 |
| 63  | 4  |   | 1  |   |   | 1  |   |   |  |   |   |   |   |   |
| 164 | 2  |   |    |   |   |    |   |   |  |   | 1 |   |   |   |
| 165 |    |   |    |   |   |    |   |   |  |   |   |   |   |   |
| 166 |    |   | 1  | 1 |   | 2  |   |   |  |   |   |   |   |   |
| 167 | 2  |   |    |   |   |    |   |   |  |   |   |   |   |   |
| 168 |    |   |    |   |   |    |   |   |  |   |   |   |   |   |
| 169 | 2  |   | 4  | 1 |   | 1  |   |   |  |   |   |   |   |   |
| 170 |    |   | 2  |   |   | 2  |   | 1 |  |   |   |   |   | 1 |
| 171 | 2  | 1 | 2  | 2 |   |    |   | 1 |  |   |   |   |   |   |
| 172 |    | 1 | 1  |   | 1 |    |   |   |  |   |   |   |   |   |
| 173 | 4  | 1 | 1  |   |   | 2  | 1 |   |  |   |   |   |   |   |
| 174 |    |   | 1  |   |   | 3  |   |   |  |   |   |   |   |   |
| 175 | 1  | 1 | 4  |   |   | 3  |   | 3 |  | 2 |   |   |   | 1 |
| 176 | 2  | 1 |    |   |   | 4  | 1 |   |  |   |   |   |   | 1 |
|     | 19 | 5 | 22 | 4 | 2 | 24 | 2 | 5 |  | 3 |   | 1 | 4 |   |

COUNTY OF

|     |   |   |   |   |  |   |   |  |  |   |  |  |   |
|-----|---|---|---|---|--|---|---|--|--|---|--|--|---|
| 177 | 2 | 4 | 2 | 1 |  | 2 | 1 |  |  | 1 |  |  | 1 |
| 178 |   |   |   |   |  |   |   |  |  |   |  |  |   |
| 179 | 1 |   | 1 |   |  | 1 |   |  |  |   |  |  |   |
| 180 | 2 |   |   |   |  | 1 |   |  |  |   |  |  |   |

CENSUS, BY AGES, 1851-2. LAMBTON.—(Continued.)

| 100 YEARS. | OVER 100 YEARS. |    |     |        |     |            |          |     |            |         | Ages not given. |     | DEATHS.         |     |
|------------|-----------------|----|-----|--------|-----|------------|----------|-----|------------|---------|-----------------|-----|-----------------|-----|
|            | Deaths.         |    |     | Males. |     |            | Females. |     |            | Deaths. |                 |     | Ages not given. |     |
|            | M.              | F. |     | Md.    | S.  | Widow-ers. | Md.      | S.  | Widow-ers. | M.      | F.              | M.  | F.              | M.  |
| 112        | 113             |    | 114 | 115    | 116 | 117        | 118      | 119 | 120        | 121     | 122             | 123 | 124             | 125 |
|            |                 |    |     |        |     |            |          |     |            |         | 1               | 1   |                 |     |
|            |                 |    |     |        |     |            |          |     |            |         |                 |     | 1               |     |
|            |                 |    |     |        |     |            |          |     |            |         |                 |     | 2               |     |
|            |                 |    |     |        |     |            |          |     |            |         |                 | 2   | 3               |     |
|            |                 |    |     |        |     |            |          |     |            |         |                 |     |                 | 1   |
|            |                 |    |     |        |     |            |          |     |            |         |                 |     |                 |     |
|            |                 |    |     |        |     |            |          |     |            |         | 1               | 3   | 6               | 1   |

LANARK.—(Continued.)

|   |  |  |  |  |  |  |  |  |  |  |    |    |    |    |
|---|--|--|--|--|--|--|--|--|--|--|----|----|----|----|
|   |  |  |  |  |  |  |  |  |  |  |    |    |    | 3  |
|   |  |  |  |  |  |  |  |  |  |  | 1  |    |    |    |
|   |  |  |  |  |  |  |  |  |  |  | 1  |    | 1  | 4  |
|   |  |  |  |  |  |  |  |  |  |  | 4  |    |    |    |
|   |  |  |  |  |  |  |  |  |  |  |    |    | 1  | 1  |
|   |  |  |  |  |  |  |  |  |  |  | 14 | 12 |    | 3  |
|   |  |  |  |  |  |  |  |  |  |  | 1  |    | 2  | 3  |
|   |  |  |  |  |  |  |  |  |  |  | 9  | 3  | 1  | 1  |
|   |  |  |  |  |  |  |  |  |  |  | 4  |    | 1  | 2  |
|   |  |  |  |  |  |  |  |  |  |  | 4  | 3  | 1  |    |
| 1 |  |  |  |  |  |  |  |  |  |  |    |    | 1  |    |
| 1 |  |  |  |  |  |  |  |  |  |  | 38 | 18 | 10 | 14 |

LEEDS.—(Continued.)

|  |  |  |  |  |  |  |  |  |  |  |  |  |   |   |
|--|--|--|--|--|--|--|--|--|--|--|--|--|---|---|
|  |  |  |  |  |  |  |  |  |  |  |  |  |   |   |
|  |  |  |  |  |  |  |  |  |  |  |  |  | 4 | 1 |
|  |  |  |  |  |  |  |  |  |  |  |  |  |   | 2 |

No. III.—UPPER CANADA PERSONAL  
COUNTY OF

|     | MALES.   |         |           |        | FEMALES. |         |         |        | Grand Total. | DEATHS. |          |        | Proportion of Deaths to Births. |
|-----|----------|---------|-----------|--------|----------|---------|---------|--------|--------------|---------|----------|--------|---------------------------------|
|     | Married. | Single. | Widowers. | Total. | Married. | Single. | Widows. | Total. |              | Males.  | Females. | Total. |                                 |
|     | 126      | 127     | 128       | 129    | 130      | 131     | 132     | 133    | 134          | 135     | 136      | 137    | 138                             |
| 152 | 178      | 421     | 12        | 611    | 176      | 293     | 13      | 482    | 1093         | 6       | 3        | 9      |                                 |
| 153 | 67       | 198     | 4         | 269    | 63       | 171     | 8       | 242    | 511          | 3       |          | 3      |                                 |
| 154 | 85       | 196     | 3         | 284    | 85       | 176     | 11      | 272    | 556          | 10      | 1        | 11     |                                 |
| 155 | 39       | 96      | 2         | 137    | 38       | 60      | 3       | 101    | 238          |         | 3        | 3      |                                 |
| 156 | 198      | 581     | 12        | 791    | 195      | 454     | 17      | 666    | 1457         | 4       | 7        | 11     |                                 |
| 157 | 184      | 462     | 23        | 669    | 186      | 377     | 26      | 589    | 1258         | 9       | 2        | 11     |                                 |
| 158 | 229      | 547     | 17        | 793    | 236      | 458     | 24      | 718    | 1511         | 1       | 3        | 4      |                                 |
| 159 | 210      | 527     | 7         | 744    | 213      | 408     | 19      | 640    | 1334         | 8       | 4        | 12     |                                 |
| 160 | 109      | 279     | 7         | 395    | 110      | 220     | 13      | 343    | 738          | 1       | 1        | 2      |                                 |
| 161 | 308      | 789     | 17        | 1114   | 309      | 618     | 28      | 955    | 2069         | 5       | 7        | 12     |                                 |
|     | 1607     | 4096    | 104       | 5807   | 1611     | 3235    | 162     | 5008   | 10815        | 47      | 31       | 78     |                                 |

COUNTY OF

|     |      |      |     |       |      |      |     |       |       |    |    |     |  |
|-----|------|------|-----|-------|------|------|-----|-------|-------|----|----|-----|--|
| 162 | 471  | 1195 | 33  | 1699  | 470  | 1114 | 72  | 1656  | 3355  | 6  | 2  | 8   |  |
| 163 | 910  | 364  | 26  | 1300  | 359  | 831  | 50  | 1240  | 2540  | 6  | 5  | 11  |  |
| 164 | 166  | 403  | 12  | 581   | 161  | 357  | 11  | 529   | 1100  | 6  | 3  | 9   |  |
| 165 | 259  | 656  | 24  | 939   | 249  | 593  | 39  | 881   | 1820  | 4  | 6  | 10  |  |
| 166 | 16   | 33   | 1   | 50    | 15   | 31   | 2   | 48    | 98    |    | 3  | 3   |  |
| 167 | 383  | 930  | 36  | 1349  | 381  | 860  | 58  | 1299  | 2648  | 7  | 4  | 11  |  |
| 168 | 287  | 781  | 22  | 1090  | 290  | 617  | 34  | 941   | 2031  | 14 | 23 | 37  |  |
| 169 | 359  | 991  | 36  | 1386  | 359  | 858  | 46  | 1263  | 2649  | 19 | 20 | 39  |  |
| 170 | 228  | 110  | 3   | 341   | 107  | 215  | 7   | 329   | 670   | 6  | 4  | 10  |  |
| 171 | 515  | 1173 | 24  | 1712  | 513  | 1094 | 37  | 1644  | 3356  | 4  | 4  | 8   |  |
| 172 | 281  | 682  | 14  | 977   | 260  | 602  | 29  | 891   | 1868  | 9  | 4  | 13  |  |
| 173 | 471  | 1179 | 40  | 1690  | 455  | 1028 | 83  | 1566  | 3256  | 10 | 16 | 26  |  |
| 174 | 263  | 667  | 24  | 954   | 261  | 642  | 59  | 962   | 1916  | 8  | 4  | 12  |  |
|     | 4609 | 9164 | 295 | 14068 | 3780 | 8842 | 527 | 13249 | 13249 | 99 | 98 | 197 |  |

COUNTY OF

|     |     |      |    |      |     |      |    |      |      |    |   |    |  |
|-----|-----|------|----|------|-----|------|----|------|------|----|---|----|--|
| 177 | 533 | 1147 | 40 | 1720 | 542 | 1118 | 68 | 1728 | 3448 | 14 | 6 | 20 |  |
| 178 | 46  | 93   | 1  | 140  | 47  | 88   | 1  | 136  | 276  | 4  | 4 | 8  |  |
| 179 | 284 | 695  | 17 | 996  | 262 | 504  | 23 | 789  | 1785 | 6  | 1 | 7  |  |
| 180 | 248 | 551  | 12 | 811  | 241 | 501  | 25 | 767  | 1578 | 3  | 3 | 6  |  |

CENSUS, BY AGES, 1851-2.  
LAMBTON.—(Continued.)

| INDIANS. |     | COLOURED PERSONS |     | Attending School. |      | Deaf and Dumb. |     | Blind. |     | Lunatics. |     |
|----------|-----|------------------|-----|-------------------|------|----------------|-----|--------|-----|-----------|-----|
| M.       | F.  | M.               | F.  | M.                | F.   | M.             | F.  | M.     | F.  | M.        | F.  |
| 139      | 140 | 141              | 142 | 143               | 144  | 145            | 146 | 147    | 148 | 149       | 150 |
|          |     |                  |     | 93                | 55   |                |     |        |     |           | 1   |
|          |     |                  |     | 15                | 21   |                |     |        |     |           |     |
|          |     |                  |     | 49                | 38   |                |     |        |     |           |     |
|          |     |                  |     |                   | 2    |                | 2   |        |     |           | 1   |
|          |     |                  |     | 196               | 154  |                |     | 1      | 2   |           | 1   |
|          |     |                  |     | 16                | 14   |                |     |        |     |           |     |
|          |     |                  |     | 118               | 108  |                |     | 1      |     |           |     |
|          |     |                  |     | 158               | 159  |                |     |        |     |           |     |
|          |     |                  |     |                   | 3    |                |     |        |     |           |     |
|          |     |                  |     | 124               | 152  |                |     |        | 1   | 1         | 1   |
|          |     |                  |     |                   |      |                |     |        |     |           |     |
|          |     |                  |     | 769               | 1806 |                | 2   | 2      | 3   | 3         | 2   |

LANARK.—(Continued.)

|  |  |  |  |      |      |    |   |   |   |    |   |   |
|--|--|--|--|------|------|----|---|---|---|----|---|---|
|  |  |  |  | 264  | 221  |    |   |   |   |    | 2 | 1 |
|  |  |  |  | 159  | 184  |    |   |   |   | 2  | 1 | 2 |
|  |  |  |  | 74   | 49   |    |   |   |   |    |   |   |
|  |  |  |  | 158  | 119  | 1  | 2 | 1 | 1 | 1  | 1 |   |
|  |  |  |  | 3    | 1    |    |   |   |   |    | 1 |   |
|  |  |  |  | 234  | 165  | 1  |   |   |   |    | 1 | 1 |
|  |  |  |  | 224  | 190  | 1  | 1 |   |   |    | 1 | 2 |
|  |  |  |  | 140  | 126  |    |   |   |   |    | 1 |   |
|  |  |  |  | 106  | 98   |    |   |   | 1 |    | 1 |   |
|  |  |  |  | 351  | 287  | 4  |   | 2 |   |    | 1 |   |
|  |  |  |  | 170  | 122  |    |   |   |   |    | 3 | 2 |
|  |  |  |  | 326  | 257  | 5  | 2 | 2 |   |    |   |   |
|  |  |  |  | 111  | 98   |    |   |   |   |    |   |   |
|  |  |  |  | 2320 | 1917 | 12 | 5 | 6 | 3 | 12 |   | 8 |

LEEDS.—(Continued.)

|  |  |  |  |     |     |   |   |   |   |   |  |   |
|--|--|--|--|-----|-----|---|---|---|---|---|--|---|
|  |  |  |  | 350 | 335 | 2 | 3 | 1 |   |   |  | 2 |
|  |  |  |  | 17  | 7   |   |   |   |   |   |  | 1 |
|  |  |  |  | 287 | 224 |   | 1 |   |   | 1 |  |   |
|  |  |  |  | 131 | 126 | 1 |   | 1 | 1 |   |  |   |





No. III.—UPPER CANADA PERSONAL  
COUNTY OF

Table with columns for 'BETWEEN 40 AND 50 YEARS.' and 'BETWEEN 50 AND 60 YEARS.', each subdivided into Males, Females, and Deaths, with further sub-columns for age groups (Md., S., Widows., M., F.) and a total row at the bottom.

COUNTY OF

Table with columns for age groups (Md., S., Widows., M., F.) and a total row at the bottom.

COUNTY OF

Table with columns for age groups (Md., S., Widows., M., F.) and a total row at the bottom.

COUNTY OF

Table with columns for age groups (Md., S., Widows., M., F.) and a total row at the bottom.

CENSUS, BY AGES, 1851-2.  
LEEDS.—(Continued.)

Table with columns for 'BETWEEN 60 AND 70 YEARS.' and 'BETWEEN 70 AND 80 YEARS.', each subdivided into Males, Females, and Deaths, with further sub-columns for age groups (Md., S., Widows., M., F.) and a total row at the bottom.

LENNOX.—(Continued.)

Table with columns for age groups (Md., S., Widows., M., F.) and a total row at the bottom.

LINCOLN.—(Continued.)

Table with columns for age groups (Md., S., Widows., M., F.) and a total row at the bottom.

MIDDLESEX.—(Continued.)

Table with columns for age groups (Md., S., Widows., M., F.) and a total row at the bottom.



No. III.—UPPER CANADA PERSONAL  
COUNTY OF

|     | BETWEEN 80 AND 90 YEARS. |    |            |          |     |         |         |     |  | BETWEEN 90 AND 100 YEARS. |     |            |          |     |         |
|-----|--------------------------|----|------------|----------|-----|---------|---------|-----|--|---------------------------|-----|------------|----------|-----|---------|
|     | Males.                   |    |            | Females. |     |         | Deaths. |     |  | Males.                    |     |            | Females. |     |         |
|     | Md.                      | S. | Widow-ers. | Md.      | S.  | Widows. | M.      | F.  |  | Md.                       | S.  | Widow-ers. | Md.      | S.  | Widows. |
|     | 98                       | 99 | 100        | 101      | 102 | 103     | 104     | 105 |  | 106                       | 107 | 108        | 109      | 110 | 111     |
| 181 | 5                        |    | 4          |          |     | 8       |         |     |  | 1                         | 1   | 1          |          |     | 2       |
| 182 | 1                        |    |            |          |     | 3       |         |     |  |                           |     |            |          |     |         |
| 183 | 3                        |    |            |          |     | 1       |         |     |  |                           |     | 1          |          |     |         |
| 184 | 1                        |    | 1          | 1        |     | 2       |         |     |  | 1                         |     | 1          |          |     | 1       |
| 185 | 2                        | 1  | 1          |          | 1   |         |         |     |  |                           |     |            |          |     | 1       |
| 186 | 3                        | 1  |            | 1        |     | 2       |         |     |  |                           |     |            |          |     |         |
| 187 | 2                        | 2  | 3          | 2        |     | 5       |         |     |  |                           |     |            |          |     |         |
| 188 | 2                        |    |            |          |     |         |         |     |  |                           |     |            |          |     |         |
|     | 24                       | 8  | 12         | 5        | 1   | 25      | 1       |     |  | 2                         | 1   | 4          |          |     | 5       |

COUNTY OF

|     |    |   |   |   |  |   |   |   |  |  |  |   |  |   |  |
|-----|----|---|---|---|--|---|---|---|--|--|--|---|--|---|--|
| 189 | 6  |   | 1 | 2 |  | 3 | 2 |   |  |  |  | 1 |  |   |  |
| 190 | 11 | 1 | 2 | 2 |  | 1 | 2 |   |  |  |  | 1 |  |   |  |
| 191 | 2  |   | 1 | 1 |  | 4 | 1 | 1 |  |  |  |   |  | 1 |  |
|     | 19 | 1 | 4 | 5 |  | 8 | 5 | 3 |  |  |  | 2 |  | 1 |  |

COUNTY OF

|     |    |   |    |   |   |    |   |   |  |   |  |   |  |   |   |
|-----|----|---|----|---|---|----|---|---|--|---|--|---|--|---|---|
| 192 | 1  |   |    |   |   |    |   |   |  |   |  |   |  |   |   |
| 193 | 3  |   | 3  |   |   | 3  | 2 | 1 |  |   |  |   |  |   | 2 |
| 194 | 2  | 1 |    |   |   | 1  | 2 |   |  | 1 |  |   |  |   |   |
| 195 |    |   |    |   |   | 4  |   | 2 |  |   |  |   |  |   | 1 |
| 196 | 6  |   | 2  | 1 |   | 6  | 1 |   |  | 1 |  | 1 |  |   |   |
| 197 |    |   |    |   | 1 |    |   |   |  |   |  | 1 |  | 1 |   |
| 198 |    |   | 6  |   |   | 6  | 1 |   |  |   |  |   |  |   |   |
| 199 | 1  |   | 1  |   |   | 5  |   |   |  | 1 |  | 1 |  |   |   |
| 200 |    |   |    | 1 |   | 3  |   |   |  |   |  |   |  |   |   |
|     | 13 | 1 | 12 | 2 | 1 | 28 | 7 | 3 |  | 3 |  | 3 |  | 1 | 3 |

COUNTY OF

|     |   |  |   |   |   |   |  |  |  |  |   |  |   |  |  |
|-----|---|--|---|---|---|---|--|--|--|--|---|--|---|--|--|
| 201 |   |  | 3 |   | 1 | 2 |  |  |  |  |   |  |   |  |  |
| 202 | 5 |  |   | 1 |   | 2 |  |  |  |  |   |  | 1 |  |  |
| 203 | 4 |  | 2 |   |   | 2 |  |  |  |  | 3 |  |   |  |  |
| 204 |   |  | 1 |   |   | 2 |  |  |  |  |   |  |   |  |  |

CENSUS, BY AGES, 1851-2.  
LEEDS.—(Continued.)

| 100 YEARS. | OVER 100 YEARS. |     |  |        |     |            |          |     |         |         | Ages not given. |                 | DEATHS. |     |     |   |
|------------|-----------------|-----|--|--------|-----|------------|----------|-----|---------|---------|-----------------|-----------------|---------|-----|-----|---|
|            | Deaths.         |     |  | Males. |     |            | Females. |     |         | Deaths. |                 | Ages not given. |         |     |     |   |
|            | M.              | F.  |  | Md.    | S.  | Widow-ers. | Md.      | S.  | Widows. | M.      | F.              | M.              | F.      | M.  | F.  |   |
|            | 112             | 113 |  | 114    | 115 | 116        | 117      | 118 | 119     | 120     | 121             | 122             | 123     | 124 | 125 |   |
|            |                 |     |  |        |     | 1          |          |     | 1       |         |                 |                 |         |     | 3   | 2 |
|            |                 |     |  |        |     |            |          |     |         |         |                 |                 |         |     | 1   |   |
|            |                 |     |  |        |     |            |          |     |         |         |                 |                 |         |     |     |   |
|            |                 |     |  |        |     |            |          |     |         |         |                 |                 |         |     | 2   |   |
|            |                 |     |  |        |     |            |          |     |         |         |                 |                 |         |     | 2   | 4 |
|            |                 |     |  |        |     |            |          |     |         |         |                 |                 |         |     | 2   |   |
|            |                 |     |  |        |     |            |          |     |         |         |                 |                 |         |     |     |   |
|            |                 |     |  |        |     | 1          |          |     | 1       |         |                 |                 |         |     | 14  | 9 |

LENNOX.—(Continued.)

|   |   |  |  |  |  |  |  |  |  |  |  |    |    |  |   |  |
|---|---|--|--|--|--|--|--|--|--|--|--|----|----|--|---|--|
| 1 |   |  |  |  |  |  |  |  |  |  |  | 2  | 4  |  | 1 |  |
|   | 1 |  |  |  |  |  |  |  |  |  |  | 19 | 19 |  | 1 |  |
|   |   |  |  |  |  |  |  |  |  |  |  |    |    |  |   |  |
| 1 | 1 |  |  |  |  |  |  |  |  |  |  | 21 | 16 |  | 2 |  |

LINCOLN.—(Continued.)

|   |   |  |  |  |  |  |  |  |  |  |  |  |  |    |    |    |    |
|---|---|--|--|--|--|--|--|--|--|--|--|--|--|----|----|----|----|
|   |   |  |  |  |  |  |  |  |  |  |  |  |  | 39 | 28 | 1  | 4  |
|   |   |  |  |  |  |  |  |  |  |  |  |  |  | 1  | 3  | 1  |    |
|   |   |  |  |  |  |  |  |  |  |  |  |  |  |    |    | 2  | 3  |
|   |   |  |  |  |  |  |  |  |  |  |  |  |  |    |    | 2  | 1  |
|   |   |  |  |  |  |  |  |  |  |  |  |  |  |    |    | 1  |    |
|   |   |  |  |  |  |  |  |  |  |  |  |  |  |    |    | 3  | 2  |
|   |   |  |  |  |  |  |  |  |  |  |  |  |  |    |    | 6  | 1  |
|   |   |  |  |  |  |  |  |  |  |  |  |  |  | 11 | 7  |    |    |
|   |   |  |  |  |  |  |  |  |  |  |  |  |  |    |    |    |    |
| 1 | 4 |  |  |  |  |  |  |  |  |  |  |  |  | 51 | 38 | 16 | 11 |

MIDDLESEX.—(Continued.)

|  |  |  |  |  |  |  |  |  |  |  |  |  |  |   |   |    |   |
|--|--|--|--|--|--|--|--|--|--|--|--|--|--|---|---|----|---|
|  |  |  |  |  |  |  |  |  |  |  |  |  |  | 2 | 2 | 10 | 2 |
|  |  |  |  |  |  |  |  |  |  |  |  |  |  |   |   |    |   |
|  |  |  |  |  |  |  |  |  |  |  |  |  |  | 2 |   |    |   |

No. III.—UPPER CANADA PERSONAL

COUNTY OF

Table with columns for Males (Married, Single, Widowers, Total), Females (Married, Single, Widows, Total), Grand Total, Deaths (Males, Females, Total), and Proportion of Deaths to Births. Rows 181-188.

COUNTY OF

Table with columns for Males (Married, Single, Widowers, Total), Females (Married, Single, Widows, Total), Grand Total, Deaths (Males, Females, Total), and Proportion of Deaths to Births. Rows 189-191.

COUNTY OF

Table with columns for Males (Married, Single, Widowers, Total), Females (Married, Single, Widows, Total), Grand Total, Deaths (Males, Females, Total), and Proportion of Deaths to Births. Rows 192-200.

COUNTY OF

Table with columns for Males (Married, Single, Widowers, Total), Females (Married, Single, Widows, Total), Grand Total, Deaths (Males, Females, Total), and Proportion of Deaths to Births. Rows 201-204.

CENSUS, BY AGES, 1851-2.

LEEDS.—(Continued.)

Table with columns for Indians (M, F), Coloured Persons (M, F), Attending School (M, F), Deaf and Dumb (M, F), Blind (M, F), and Lunatics (M, F). Rows 139-150.

LENNOX.—(Continued.)

Table with columns for Indians (M, F), Coloured Persons (M, F), Attending School (M, F), Deaf and Dumb (M, F), Blind (M, F), and Lunatics (M, F). Rows 151-153.

LINCOLN.—(Continued.)

Table with columns for Indians (M, F), Coloured Persons (M, F), Attending School (M, F), Deaf and Dumb (M, F), Blind (M, F), and Lunatics (M, F). Rows 154-156.

MIDDLESEX.—(Continued.)

Table with columns for Indians (M, F), Coloured Persons (M, F), Attending School (M, F), Deaf and Dumb (M, F), Blind (M, F), and Lunatics (M, F). Rows 157-159.

No. III.—UPPER CANADA PERSONAL COUNTY OF

Table with columns: TOWNSHIPS, &c., Total Population (Males, Females, Total), Residents (Members of Family, Not Members of Family, Members of Family absent, Number of Families, Average Number of each Family), Births in 1851, Under 1 year of age, Deaths under 1 year, Under 2 years of age, Deaths under 2 years, Under 3 years of age, Deaths under 3 years, Under 4 years of age, Deaths under 4 years. Rows include 205. Adelaide, 206. Williams, 207. Lobo, 208. Nissouri, 209. Dorchester, 210. Delaware, 211. Westminster, 212. London, and Total of Middlesex.

COUNTY OF

Table with columns: TOWNSHIPS, &c., Total Population (Males, Females, Total), Residents (Members of Family, Not Members of Family, Members of Family absent, Number of Families, Average Number of each Family), Births in 1851, Under 1 year of age, Deaths under 1 year, Under 2 years of age, Deaths under 2 years, Under 3 years of age, Deaths under 3 years, Under 4 years of age, Deaths under 4 years. Rows include 213. Brighton, 214. Cramahc, 215. Haldimand, 216. Alwick, 217. Seymour, 218. Percy, 219. Hamilton, 220. Monaghan, South, 221. Murray, 222. Cobourg, Town, and Total of Northumberland.

COUNTY OF

Table with columns: TOWNSHIPS, &c., Total Population (Males, Females, Total), Residents (Members of Family, Not Members of Family, Members of Family absent, Number of Families, Average Number of each Family), Births in 1851, Under 1 year of age, Deaths under 1 year, Under 2 years of age, Deaths under 2 years, Under 3 years of age, Deaths under 3 years, Under 4 years of age, Deaths under 4 years. Rows include 223. Houghton, 224. Middleton, 225. Charlotteville, 227. Windham, 228. Townsend, 228. Woodhouse, 229. Walsingham, 230. Long Point, 231. Ryerson's Island, 232. Simcoe, Town, and Total of Norfolk.

CENSUS, BY AGES, 1851-2. MIDDLESEX.—(Continued.)

Table with columns: Births in 1851, Under 1 year of age, Deaths under 1 year, Under 2 years of age, Deaths under 2 years, Under 3 years of age, Deaths under 3 years, Under 4 years of age, Deaths under 4 years. Rows include 12-29.

NORTHUMBERLAND.

Table with columns: Births in 1851, Under 1 year of age, Deaths under 1 year, Under 2 years of age, Deaths under 2 years, Under 3 years of age, Deaths under 3 years, Under 4 years of age, Deaths under 4 years. Rows include 95-89 and Total of 691-505.

NORFOLK.

Table with columns: Births in 1851, Under 1 year of age, Deaths under 1 year, Under 2 years of age, Deaths under 2 years, Under 3 years of age, Deaths under 3 years, Under 4 years of age, Deaths under 4 years. Rows include 24-25 and Total of 337-367.

No. III.—UPPER CANADA PERSONAL  
COUNTY OF

Table with columns for Under 5 years of age, Deaths under 5 years, Between 5 and 10 years, Deaths between 5 and 10 years, Between 10 and 15 Years, and Between 15 and ... Males, Females, Deaths. Rows 205-212.

COUNTY OF

Table with columns for various age groups and mortality data. Rows 213-222.

COUNTY OF

Table with columns for various age groups and mortality data. Rows 223-232.

CENSUS, BY AGES, 1851-2.

MIDDLESEX.—(Continued.)

Table with columns for 20 YEARS, BETWEEN 20 AND 30 YEARS, and BETWEEN 30 AND 40 YEARS. Sub-columns for Males, Females, Deaths. Rows with various age markers.

NORTHUMBERLAND.—(Continued.)

Table with columns for various age groups and mortality data. Rows with various age markers.

NORFOLK.—(Continued.)

Table with columns for various age groups and mortality data. Rows with various age markers.

No. III.—UPPER CANADA PERSONAL  
COUNTY OF

Table for County of... showing census data for ages between 40 and 50 years, 50 and 60 years, 60 and 70 years, and 70 and 80 years. Columns include Males, Females, Deaths, and sub-columns for Married, Single, Widowers, and Marriages/Deaths.

COUNTY OF

Table for County of... showing census data for ages between 40 and 50 years, 50 and 60 years, 60 and 70 years, and 70 and 80 years. Columns include Males, Females, Deaths, and sub-columns for Married, Single, Widowers, and Marriages/Deaths.

COUNTY OF

Table for County of... showing census data for ages between 40 and 50 years, 50 and 60 years, 60 and 70 years, and 70 and 80 years. Columns include Males, Females, Deaths, and sub-columns for Married, Single, Widowers, and Marriages/Deaths.

CENSUS, BY AGES, 1851-2.

MIDDLESEX.—(Continued.)

Table for County of Middlesex showing census data for ages between 60 and 70 years and 70 and 80 years. Columns include Males, Females, Deaths, and sub-columns for Married, Single, Widowers, and Marriages/Deaths.

NORTHUMBERLAND.—(Continued.)

Table for County of Northumberland showing census data for ages between 60 and 70 years and 70 and 80 years. Columns include Males, Females, Deaths, and sub-columns for Married, Single, Widowers, and Marriages/Deaths.

NORFOLK.—(Continued.)

Table for County of Norfolk showing census data for ages between 60 and 70 years and 70 and 80 years. Columns include Males, Females, Deaths, and sub-columns for Married, Single, Widowers, and Marriages/Deaths.













No. III.—UPPER CANADA PERSONAL  
COUNTY OF

| BETWEEN 80 AND 90 YEARS. |    |            |          |     |         |         |     |   | BETWEEN 90 AND |     |            |          |     |         |
|--------------------------|----|------------|----------|-----|---------|---------|-----|---|----------------|-----|------------|----------|-----|---------|
| Males.                   |    |            | Females. |     |         | Deaths. |     |   | Males.         |     |            | Females. |     |         |
| Md.                      | S. | Widow-ers. | Md.      | S.  | Widows. | M.      | F.  |   | Md.            | S.  | Widow-ers. | Md.      | S.  | Widows. |
| 98                       | 99 | 100        | 101      | 102 | 103     | 104     | 105 |   | 106            | 107 | 108        | 109      | 110 | 111     |
| 233                      | 2  |            | 9        |     | 1       | 4       | 1   |   |                |     |            |          |     | 3       |
| 234                      | 4  |            | 4        |     |         | 4       |     |   | 1              |     |            |          |     |         |
| 235                      |    |            | 1        |     |         |         |     | 1 |                |     |            |          |     |         |
| 236                      | 1  |            | 1        |     |         |         |     | 1 |                |     |            |          |     |         |
| 237                      | 1  |            | 2        |     |         | 2       |     |   |                |     |            |          |     |         |
| 238                      |    |            | 1        |     |         |         | 1   | 1 |                |     |            |          |     |         |
| 239                      | }  |            |          |     |         |         |     |   |                |     |            |          |     |         |
| 240                      |    | 1          |          |     |         |         |     |   |                |     |            |          |     |         |
| 241                      |    |            |          |     |         |         |     |   |                |     | 1          |          |     |         |
| 242                      |    |            |          |     |         | 5       |     |   |                |     |            |          |     |         |
| 243                      |    |            | 3        |     |         |         |     |   |                |     |            |          |     |         |
| 244                      | 1  |            | 1        |     |         | 1       |     |   |                |     |            |          |     |         |
|                          | 10 |            | 22       |     | 1       | 16      | 2   | 2 | 1              |     | 1          |          |     | 3       |

COUNTY OF

|     |    |   |    |   |   |    |   |  |   |   |   |  |   |   |
|-----|----|---|----|---|---|----|---|--|---|---|---|--|---|---|
| 245 | 2  |   | 1  |   | 1 |    |   |  | 1 |   |   |  |   |   |
| 246 | 3  |   | 1  |   |   | 2  |   |  |   |   |   |  |   | 1 |
| 247 |    |   |    | 1 |   | 1  |   |  |   |   |   |  |   |   |
| 248 | 2  |   | 1  |   |   | 1  |   |  |   |   | 2 |  |   | 1 |
| 249 |    | 1 |    |   |   | 1  |   |  |   |   | 1 |  |   |   |
| 250 |    |   | 4  |   |   | 1  | 2 |  |   |   |   |  |   | 1 |
| 251 | 2  |   | 2  | 2 | 1 | 3  |   |  |   |   |   |  |   | 1 |
| 252 | 5  |   | 3  |   |   | 2  |   |  | 1 |   |   |  |   | 1 |
| 253 |    |   | 1  |   |   | 1  |   |  |   |   |   |  |   |   |
| 254 |    |   |    |   |   | 2  |   |  |   | 1 |   |  |   |   |
| 255 |    |   |    |   |   |    |   |  |   |   |   |  |   | 1 |
| 256 |    | 1 |    |   |   |    |   |  |   |   |   |  |   |   |
|     | 14 | 2 | 13 | 3 | 2 | 15 | 2 |  | 2 | 1 | 3 |  | 1 | 4 |

COUNTY OF

|     |   |   |    |   |  |   |  |  |  |  |  |  |  |  |
|-----|---|---|----|---|--|---|--|--|--|--|--|--|--|--|
| 257 | 1 |   | 3  |   |  | 1 |  |  |  |  |  |  |  |  |
| 258 |   |   | 1  |   |  | 2 |  |  |  |  |  |  |  |  |
| 259 | 2 |   | 1  | 1 |  | 2 |  |  |  |  |  |  |  |  |
| 260 | 4 | 2 | 6  | 3 |  | 2 |  |  |  |  |  |  |  |  |
| 261 |   |   | 2  |   |  | 2 |  |  |  |  |  |  |  |  |
|     | 7 | 2 | 13 | 4 |  | 9 |  |  |  |  |  |  |  |  |

CENSUS, BY AGES, 1851-2.

ONTARIO.—(Continued.)

| 100 YEARS. |     | OVER 100 YEARS. |     |            |          |     |         |         |     |     | Ages not given. |     | DEATHS.         |    |    |
|------------|-----|-----------------|-----|------------|----------|-----|---------|---------|-----|-----|-----------------|-----|-----------------|----|----|
| Deaths.    |     | Males.          |     |            | Females. |     |         | Deaths. |     |     |                 |     | Ages not given. |    |    |
| M.         | F.  | Md.             | S.  | Widow-ers. | Md.      | S.  | Widows. | M.      | F.  | M.  | F.              | M.  | F.              | M. | F. |
| 112        | 113 | 114             | 115 | 116        | 117      | 118 | 119     | 120     | 121 | 122 | 123             | 124 | 125             |    |    |
| 1          |     |                 |     |            |          |     |         |         |     | 10  |                 | 5   | 2               |    |    |
|            |     |                 |     |            |          |     |         |         |     | 1   |                 | 10  | 7               |    |    |
|            |     |                 |     |            |          |     |         |         |     | 12  | 6               | 3   | 4               |    |    |
|            |     |                 |     |            |          |     |         |         |     | 5   |                 | 2   |                 |    |    |
|            |     |                 |     |            |          |     |         |         |     | 7   | 3               | 6   | 2               |    |    |
|            |     |                 |     |            |          |     |         |         |     | 1   |                 | 2   |                 |    |    |
|            |     |                 |     |            |          |     |         |         |     |     |                 | 1   | 1               |    |    |
|            |     |                 |     |            |          |     |         |         |     | 3   | 2               | 1   |                 |    |    |
|            |     |                 |     |            |          |     |         |         |     | 8   | 5               |     |                 |    |    |
| 1          |     |                 |     |            |          |     |         |         |     | 47  | 17              | 30  | 16              |    |    |

OXFORD.—(Continued.)

|  |   |  |  |  |  |  |  |  |  |    |    |    |    |  |
|--|---|--|--|--|--|--|--|--|--|----|----|----|----|--|
|  |   |  |  |  |  |  |  |  |  | 5  | 4  | 1  |    |  |
|  |   |  |  |  |  |  |  |  |  | 7  | 6  | 2  | 2  |  |
|  |   |  |  |  |  |  |  |  |  | 7  | 2  | 3  |    |  |
|  |   |  |  |  |  |  |  |  |  |    | 2  | 1  | 2  |  |
|  |   |  |  |  |  |  |  |  |  | 4  |    | 3  |    |  |
|  | 1 |  |  |  |  |  |  |  |  | 2  |    | 2  |    |  |
|  |   |  |  |  |  |  |  |  |  | 22 | 24 |    |    |  |
|  |   |  |  |  |  |  |  |  |  | 4  | 1  |    |    |  |
|  |   |  |  |  |  |  |  |  |  | 12 | 4  | 6  | 3  |  |
|  |   |  |  |  |  |  |  |  |  |    |    | 1  | 5  |  |
|  | 1 |  |  |  |  |  |  |  |  | 63 | 43 | 19 | 12 |  |

PEEL.—(Continued.)

|  |  |  |  |  |  |   |  |   |   |    |    |    |    |
|--|--|--|--|--|--|---|--|---|---|----|----|----|----|
|  |  |  |  |  |  | 1 |  |   |   | 14 | 6  | 4  | 4  |
|  |  |  |  |  |  | 1 |  |   |   | 1  | 1  | 3  | 4  |
|  |  |  |  |  |  |   |  |   |   | 6  | 3  | 7  | 7  |
|  |  |  |  |  |  |   |  |   |   | 1  |    | 2  |    |
|  |  |  |  |  |  | 1 |  | 1 | 1 | 22 | 10 | 16 | 15 |



No. III.—UPPER CANADA PERSONAL  
COUNTY OF

Table with columns for TOWNSHIPS, &c., Males, Females, Total, Residents (Members of Family, Not Members of Family), Members of Family absent, Number of Families, and Average Number of each Family. Lists data for various townships including Blanchard, Hibbert, Fullarton, etc.

COUNTY OF PETERBORO. Table with columns for TOWNSHIPS, &c., Males, Females, Total, Residents (Members of Family, Not Members of Family), Members of Family absent, Number of Families, and Average Number of each Family. Lists data for townships including Belmont, Burleigh, Douro, etc.

COUNTY OF PRESCOTT. Table with columns for TOWNSHIPS, &c., Males, Females, Total, Residents (Members of Family, Not Members of Family), Members of Family absent, Number of Families, and Average Number of each Family. Lists data for townships including Caledonia, Hawkesbury, etc.

CENSUS, BY AGES, 1851-2.  
PERTH.

Table showing Census by Ages (1851-2) for Perth. Columns represent age groups (Births in 1851, Under 1 year of age, Deaths under 1 year, etc.) and rows represent years (1851 and 1852).

PETERBORO. Table showing Census by Ages (1851-2) for Peterboro. Columns represent age groups and rows represent years (1851 and 1852).

PRESCOTT. Table showing Census by Ages (1851-2) for Prescott. Columns represent age groups and rows represent years (1851 and 1852).



No. III.—UPPER CANADA PERSONAL COUNTY OF

Table with columns for age groups (40-50, 50-60), gender (Males, Females), and death status (Deaths), with sub-columns for marital status (Md., S., Widows) and age (66-81).

COUNTY OF

Table with columns for age groups, gender, and death status, with sub-columns for marital status and age (274-285).

COUNTY OF

Table with columns for age groups, gender, and death status, with sub-columns for marital status and age (286-292).

CENSUS, BY AGES, 1851-2. PERTH.—(Continued.)

Table with columns for age groups (60-70, 70-80), gender, and death status, with sub-columns for marital status and age (82-97).

PETERBORO.—(Continued.)

Table with columns for age groups, gender, and death status, with sub-columns for marital status and age (4-11, 16-22, 26-36).

PRESCOTT.—(Continued.)

Table with columns for age groups, gender, and death status, with sub-columns for marital status and age (12-15, 127).

No.III. —UPPER CANADA PERSONAL  
COUNTY OF

Table with columns for 'BETWEEN 80 AND 90 YEARS' and 'BETWEEN 90 AND 100 YEARS', subdivided into Males, Females, and Deaths. Includes rows for ages 262-273.

COUNTY OF

Table with columns for 'BETWEEN 80 AND 90 YEARS' and 'BETWEEN 90 AND 100 YEARS', subdivided into Males, Females, and Deaths. Includes rows for ages 274-285.

COUNTY OF

Table with columns for 'BETWEEN 80 AND 90 YEARS' and 'BETWEEN 90 AND 100 YEARS', subdivided into Males, Females, and Deaths. Includes rows for ages 286-292.

CENSUS, BY AGES, 1851-2.  
PERTH.—(Continued.)

Table with columns for '100 YEARS' and 'OVER 100 YEARS', subdivided into Males, Females, and Deaths. Includes rows for ages 112-125.

PETERBORO.—(Continued.)

Table with columns for '100 YEARS' and 'OVER 100 YEARS', subdivided into Males, Females, and Deaths. Includes rows for ages 126-139.

PRESCOTT.—(Continued.)

Table with columns for '100 YEARS' and 'OVER 100 YEARS', subdivided into Males, Females, and Deaths. Includes rows for ages 140-153.











No. III.—UPPER CANADA PERSONAL  
COUNTY OF

|     | BETWEEN 80 AND 90 YEARS. |    |                |          |     |         |         |     |     | BETWEEN 90 AND |                |          |     |                |
|-----|--------------------------|----|----------------|----------|-----|---------|---------|-----|-----|----------------|----------------|----------|-----|----------------|
|     | Males.                   |    |                | Females. |     |         | Deaths. |     |     | Males.         |                | Females. |     |                |
|     | Md.                      | S. | Widow-<br>crs. | Md.      | S.  | Widows. | M.      | F.  | Md. | S.             | Widow-<br>crs. | Md.      | S.  | Widow-<br>crs. |
|     | 98                       | 99 | 100            | 101      | 102 | 103     | 104     | 105 | 106 | 107            | 108            | 109      | 110 | 111            |
| 293 | 4                        |    |                | 8        |     | 7       |         |     | 1   |                |                | 2        |     | 3              |
| 294 | 4                        |    |                | 3        |     | 2       | 1       |     | 1   |                |                |          |     |                |
| 295 | 4                        |    | 1              |          |     | 2       | 1       | 2   | 1   |                | 1              |          |     |                |
| 296 | 2                        |    | 2              | 1        |     | 2       |         |     |     |                | 2              |          |     |                |
| 297 |                          | 2  | 3              | 2        |     |         | 1       |     |     |                |                |          |     |                |
| 298 | 5                        |    | 2              |          |     | 4       | 1       | 1   |     |                | 3              |          |     | 4              |
| 299 | 2                        |    | 2              | 3        |     |         | 1       |     |     |                |                |          |     |                |
|     | 21                       | 2  | 10             | 17       |     | 17      | 5       | 3   | 3   |                | 6              | 2        |     | 7              |

COUNTY OF

|     |   |  |   |   |  |   |  |  |  |   |  |  |  |   |
|-----|---|--|---|---|--|---|--|--|--|---|--|--|--|---|
| 300 |   |  |   |   |  |   |  |  |  |   |  |  |  |   |
| 301 |   |  |   |   |  |   |  |  |  |   |  |  |  |   |
| 302 |   |  |   |   |  |   |  |  |  |   |  |  |  |   |
| 303 |   |  | 1 | 1 |  |   |  |  |  | 1 |  |  |  |   |
| 304 |   |  |   |   |  |   |  |  |  |   |  |  |  |   |
| 305 |   |  |   |   |  | 1 |  |  |  |   |  |  |  |   |
| 306 | 1 |  | 1 |   |  |   |  |  |  |   |  |  |  |   |
| 307 |   |  |   |   |  |   |  |  |  |   |  |  |  | 1 |
| 308 |   |  |   |   |  |   |  |  |  |   |  |  |  |   |
| 309 | 1 |  |   |   |  | 1 |  |  |  |   |  |  |  |   |
| 310 |   |  |   |   |  |   |  |  |  |   |  |  |  |   |
| 311 |   |  |   |   |  |   |  |  |  |   |  |  |  |   |
| 312 | 1 |  |   |   |  |   |  |  |  |   |  |  |  |   |
|     | 3 |  | 2 | 1 |  | 2 |  |  |  | 1 |  |  |  | 1 |

COUNTY OF

|     |  |  |   |  |  |  |  |  |  |  |  |  |  |  |
|-----|--|--|---|--|--|--|--|--|--|--|--|--|--|--|
| 313 |  |  |   |  |  |  |  |  |  |  |  |  |  |  |
| 314 |  |  |   |  |  |  |  |  |  |  |  |  |  |  |
| 315 |  |  |   |  |  |  |  |  |  |  |  |  |  |  |
| 316 |  |  | 1 |  |  |  |  |  |  |  |  |  |  |  |
|     |  |  | 1 |  |  |  |  |  |  |  |  |  |  |  |

CENSUS, BY AGES, 1851-2.  
PRINCE EDWARD.—(Continued.)

| 100 YEARS. | OVER 100 YEARS. |     |        |     |                |          |     |         |         |     | AGES NOT GIVEN. |     | DEATHS.         |    |
|------------|-----------------|-----|--------|-----|----------------|----------|-----|---------|---------|-----|-----------------|-----|-----------------|----|
|            | Deaths.         |     | Males. |     |                | Females. |     |         | Deaths. |     | Ages not given. |     | Ages not given. |    |
|            | M.              | F.  | Md.    | S.  | Widow-<br>crs. | Md.      | S.  | Widows. | M.      | F.  | M.              | F.  | M.              | F. |
| 112        | 113             | 114 | 115    | 116 | 117            | 118      | 119 | 120     | 121     | 122 | 123             | 124 | 125             |    |
|            | 1               |     |        | 1   |                |          | 1   |         |         |     |                 |     | 3               | 8  |
|            |                 |     |        |     |                |          |     |         |         |     |                 |     | 2               |    |
|            |                 |     |        |     |                |          |     |         |         |     |                 |     | 2               |    |
|            | 1               |     |        |     |                |          |     |         |         |     |                 |     | 2               | 3  |
|            |                 |     |        |     |                |          |     |         |         |     |                 |     | 4               | 1  |
|            |                 |     |        |     |                |          |     |         |         |     |                 |     | 1               | 2  |
| 1          | 1               |     |        | 1   |                |          | 1   |         |         |     |                 |     | 14              | 14 |

RENFREW.—(Continued.)

|  |  |  |  |  |  |  |  |  |  |  |  |  |  |    |   |
|--|--|--|--|--|--|--|--|--|--|--|--|--|--|----|---|
|  |  |  |  |  |  |  |  |  |  |  |  |  |  | 1  | 1 |
|  |  |  |  |  |  |  |  |  |  |  |  |  |  |    | 1 |
|  |  |  |  |  |  |  |  |  |  |  |  |  |  |    |   |
|  |  |  |  |  |  |  |  |  |  |  |  |  |  | 3  | 2 |
|  |  |  |  |  |  |  |  |  |  |  |  |  |  | 2  |   |
|  |  |  |  |  |  |  |  |  |  |  |  |  |  | 1  | 3 |
|  |  |  |  |  |  |  |  |  |  |  |  |  |  |    |   |
|  |  |  |  |  |  |  |  |  |  |  |  |  |  | 3  | 1 |
|  |  |  |  |  |  |  |  |  |  |  |  |  |  |    | 3 |
|  |  |  |  |  |  |  |  |  |  |  |  |  |  |    |   |
|  |  |  |  |  |  |  |  |  |  |  |  |  |  | 5  |   |
|  |  |  |  |  |  |  |  |  |  |  |  |  |  |    |   |
|  |  |  |  |  |  |  |  |  |  |  |  |  |  | 3  | 3 |
|  |  |  |  |  |  |  |  |  |  |  |  |  |  |    |   |
|  |  |  |  |  |  |  |  |  |  |  |  |  |  | 13 | 2 |

RUSSELL.—(Continued.)

|  |  |  |  |  |  |  |  |  |  |  |  |  |  |    |   |
|--|--|--|--|--|--|--|--|--|--|--|--|--|--|----|---|
|  |  |  |  |  |  |  |  |  |  |  |  |  |  | 30 | 1 |
|  |  |  |  |  |  |  |  |  |  |  |  |  |  |    |   |
|  |  |  |  |  |  |  |  |  |  |  |  |  |  |    |   |
|  |  |  |  |  |  |  |  |  |  |  |  |  |  |    |   |
|  |  |  |  |  |  |  |  |  |  |  |  |  |  |    |   |
|  |  |  |  |  |  |  |  |  |  |  |  |  |  | 30 | 1 |

No. III.—UPPER CANADA PERSONAL  
COUNTY OF

|      | MALES.   |         |           |        | FEMALES. |         |         |        | Grand Total. | DEATHS. |          |        | Proportion of Deaths to Births. |
|------|----------|---------|-----------|--------|----------|---------|---------|--------|--------------|---------|----------|--------|---------------------------------|
|      | Married. | Single. | Widowers. | Total. | Married. | Single. | Widows. | Total. |              | Males.  | Females. | Total. |                                 |
|      | 126      | 127     | 128       | 129    | 130      | 131     | 132     | 133    | 134          | 135     | 136      | 137    | 138                             |
| 293. | 530      | 1156    | 23        | 1709   | 643      | 875     | 59      | 1577   | 3286         | 4       | 15       | 19     | .....                           |
| 294. | 256      | 580     | 10        | 846    | 350      | 501     | 24      | 775    | 1621         | 5       | 5        | 10     | .....                           |
| 295. | 552      | 1054    | 23        | 1629   | 540      | 989     | 45      | 1574   | 3203         | 15      | 8        | 23     | .....                           |
| 296. | 450      | 1045    | 19        | 1514   | 459      | 952     | 37      | 1448   | 2962         | 10      | 4        | 14     | .....                           |
| 297. | 509      | 1324    | 24        | 1857   | 519      | 1089    | 47      | 1655   | 3512         | 11      | 17       | 28     | .....                           |
| 298. | 438      | 933     | 28        | 1399   | 431      | 852     | 52      | 1335   | 2734         | 12      | 7        | 19     | .....                           |
| 299. | 230      | 529     | 25        | 784    | 225      | 514     | 46      | 785    | 1569         | 4       | 4        | 8      | .....                           |
|      | 2965     | 6621    | 152       | 9738   | 3067     | 5772    | 310     | 9149   | 18887        | 61      | 60       | 121    | .....                           |

COUNTY OF

|      |     |      |       |      |      |      |       |      |      |       |       |       |       |
|------|-----|------|-------|------|------|------|-------|------|------|-------|-------|-------|-------|
| 300. | 90  | 272  | 6     | 368  | 87   | 222  | 8     | 317  | 685  | 2     | 1     | 3     | ..... |
| 301. | 101 | 304  | 6     | 411  | 100  | 217  | 6     | 323  | 734  | 4     | 6     | 10    | ..... |
| 302. | 16  | 118  | 1     | 135  | 16   | 46   | 3     | 65   | 200  | ..... | ..... | ..... | ..... |
| 303. | 95  | 270  | 6     | 371  | 93   | 209  | 4     | 316  | 687  | ..... | 2     | 2     | ..... |
| 304. | 161 | 449  | 6     | 616  | 160  | 346  | 20    | 526  | 1142 | 3     | 3     | 6     | ..... |
| 305. | 114 | 286  | 4     | 404  | 101  | 196  | 7     | 304  | 708  | 1     | 3     | 4     | ..... |
| 306. | 221 | 597  | 15    | 833  | 219  | 443  | 18    | 680  | 1513 | 14    | 3     | 17    | ..... |
| 307. | 201 | 467  | ..... | 668  | 173  | 311  | ..... | 484  | 1152 | 3     | 2     | 5     | ..... |
| 308. | 96  | 262  | 1     | 359  | 83   | 187  | 2     | 274  | 633  | 3     | 9     | 12    | ..... |
| 309. | 50  | 104  | 1     | 155  | 47   | 77   | 2     | 126  | 281  | 1     | ..... | 1     | ..... |
| 310. | 32  | 199  | 6     | 237  | 32   | 162  | 7     | 201  | 438  | ..... | ..... | ..... | ..... |
| 311. | 89  | 201  | 2     | 292  | 87   | 174  | 1     | 262  | 554  | 4     | 5     | 9     | ..... |
| 312. | 110 | 248  | 5     | 363  | 107  | 204  | 14    | 325  | 688  | ..... | ..... | ..... | ..... |
|      | 376 | 3777 | 59    | 5212 | 1305 | 2804 | 94    | 4203 | 9415 | 35    | 34    | 69    | ..... |

COUNTY OF

|      |     |      |    |      |     |     |    |      |      |       |       |       |       |
|------|-----|------|----|------|-----|-----|----|------|------|-------|-------|-------|-------|
| 313. | 212 | 762  | 5  | 979  | 200 | 452 | 28 | 680  | 1659 | 6     | 5     | 11    | ..... |
| 314. | 87  | 180  | 3  | 270  | 88  | 145 | 5  | 238  | 508  | 2     | ..... | 2     | ..... |
| 315. | 36  | 96   | 2  | 134  | 25  | 40  | 1  | 66   | 200  | ..... | ..... | ..... | ..... |
| 316. | 88  | 171  | 8  | 267  | 79  | 154 | 3  | 236  | 503  | ..... | ..... | ..... | ..... |
|      | 423 | 1209 | 18 | 1650 | 392 | 791 | 37 | 1220 | 2870 | 8     | 5     | 13    | ..... |

CENSUS, BY AGES, 1851-2.

PRINCE EDWARD.—(Continued.)

| INDIANS. |       | COLOURED PERSONS |       | Attending School. |      | Deaf and Dumb. |       | Blind. |       | Lunatics. |       |
|----------|-------|------------------|-------|-------------------|------|----------------|-------|--------|-------|-----------|-------|
| M.       | F.    | M.               | F.    | M.                | F.   | M.             | F.    | M.     | F.    | M.        | F.    |
| 139      | 140   | 141              | 142   | 143               | 144  | 145            | 146   | 147    | 148   | 149       | 150   |
| .....    | ..... | .....            | ..... | 398               | 116  | 2              | 3     | 1      | 2     | 4         | 4     |
| .....    | ..... | .....            | ..... | 246               | 196  | .....          | ..... | 1      | ..... | 1         | 1     |
| .....    | ..... | .....            | ..... | 400               | 312  | .....          | ..... | .....  | 2     | .....     | ..... |
| .....    | ..... | .....            | ..... | 444               | 325  | 2              | ..... | .....  | ..... | 7         | 1     |
| .....    | ..... | .....            | ..... | 497               | 424  | .....          | ..... | 1      | ..... | 4         | ..... |
| .....    | ..... | .....            | ..... | 356               | 287  | .....          | 2     | .....  | ..... | 2         | 5     |
| .....    | ..... | .....            | ..... | 164               | 195  | .....          | ..... | .....  | ..... | 1         | ..... |
| .....    | ..... | .....            | ..... | 2505              | 1855 | 4              | 5     | 3      | 4     | 19        | 11    |

RENFREW.—(Continued.)

|       |       |       |       |     |     |       |       |       |       |       |       |
|-------|-------|-------|-------|-----|-----|-------|-------|-------|-------|-------|-------|
| ..... | ..... | ..... | ..... | 15  | 10  | ..... | ..... | ..... | ..... | ..... | ..... |
| ..... | ..... | ..... | ..... | 36  | 27  | ..... | ..... | ..... | ..... | ..... | ..... |
| ..... | ..... | ..... | ..... | 2   | 2   | ..... | ..... | ..... | ..... | ..... | ..... |
| ..... | ..... | ..... | ..... | 59  | 31  | ..... | ..... | ..... | ..... | 1     | ..... |
| ..... | ..... | ..... | ..... | 98  | 82  | ..... | ..... | 1     | ..... | ..... | ..... |
| ..... | ..... | ..... | ..... | 15  | 17  | ..... | ..... | ..... | ..... | ..... | ..... |
| ..... | ..... | ..... | ..... | 141 | 115 | ..... | ..... | 1     | 2     | ..... | 1     |
| ..... | ..... | ..... | ..... | 52  | 41  | ..... | 1     | ..... | ..... | ..... | 1     |
| ..... | ..... | ..... | ..... | 54  | 42  | ..... | ..... | ..... | ..... | ..... | ..... |
| ..... | ..... | ..... | ..... | 8   | 8   | ..... | 1     | ..... | 1     | 3     | 1     |
| ..... | ..... | ..... | ..... | 1   | 12  | ..... | ..... | ..... | ..... | ..... | ..... |
| ..... | ..... | ..... | ..... | 6   | 10  | ..... | 1     | 1     | 1     | ..... | ..... |
| ..... | ..... | ..... | ..... | 587 | 397 | ..... | 3     | 3     | 4     | 5     | 3     |

RUSSELL.—(Continued.)

|       |       |       |       |     |     |       |       |       |       |       |       |
|-------|-------|-------|-------|-----|-----|-------|-------|-------|-------|-------|-------|
| ..... | ..... | ..... | ..... | 61  | 89  | ..... | 1     | ..... | ..... | ..... | 1     |
| ..... | ..... | ..... | ..... | 50  | 39  | ..... | ..... | ..... | ..... | ..... | ..... |
| ..... | ..... | ..... | ..... | 26  | 23  | ..... | ..... | ..... | ..... | ..... | ..... |
| ..... | ..... | ..... | ..... | 157 | 151 | ..... | 1     | ..... | ..... | ..... | 1     |









No. III.—UPPER CANADA PERSONAL COUNTY OF

| BETWEEN 80 AND 90 YEARS. |    |            |          |     |         |         |     |     |        | BETWEEN 90 AND 100 YEARS. |     |          |          |  |  |
|--------------------------|----|------------|----------|-----|---------|---------|-----|-----|--------|---------------------------|-----|----------|----------|--|--|
| Males.                   |    |            | Females. |     |         | Deaths. |     |     | Males. |                           |     | Females. |          |  |  |
| Md.                      | S. | Widow-ers. | Md.      | S.  | Widows. | M.      | F.  | Md. | S.     | Widow-ers.                | Md. | S.       | Wi-dows. |  |  |
| 98                       | 99 | 100        | 101      | 102 | 103     | 104     | 105 | 106 | 107    | 108                       | 109 | 110      | 111      |  |  |
| 317                      |    |            |          |     |         |         |     |     |        |                           |     |          |          |  |  |
| 318                      |    |            |          |     |         |         | 2   |     |        |                           |     |          |          |  |  |
| 319                      |    |            | 1        |     |         |         | 1   |     |        |                           |     |          |          |  |  |
| 320                      | 3  |            | 1        |     |         |         |     |     |        |                           |     |          |          |  |  |
| 321                      |    |            | 2        |     |         |         | 1   |     |        |                           |     |          |          |  |  |
| 322                      |    |            |          |     |         |         |     |     |        |                           |     |          |          |  |  |
| 323                      | 1  |            |          | 1   |         |         |     |     |        |                           |     |          |          |  |  |
| 324                      |    |            |          |     |         |         |     |     |        |                           |     |          |          |  |  |
| 325                      | 1  |            |          |     |         |         | 1   |     |        |                           |     |          |          |  |  |
| 326                      | 1  | 1          |          |     |         |         |     | 1   |        |                           |     | 1        | 1        |  |  |
| 327                      | 2  |            |          | 2   | 1       |         | 1   | 1   |        |                           |     |          |          |  |  |
| 328                      |    |            | 2        |     |         |         | 2   | 1   |        |                           |     |          |          |  |  |
| 329                      | 1  | 1          | 1        |     |         |         |     | 1   |        |                           |     |          |          |  |  |
| 330                      |    |            |          |     |         |         |     |     |        |                           |     |          |          |  |  |
| 331                      |    | 1          | 4        |     |         |         |     |     |        |                           |     |          |          |  |  |
| 332                      |    |            |          |     |         |         | 2   |     |        |                           |     |          |          |  |  |
| 333                      |    |            |          | 1   |         |         | 4   |     |        |                           |     |          |          |  |  |
| 334                      |    |            |          |     |         |         |     | 1   |        |                           |     |          |          |  |  |
|                          | 9  | 3          | 11       |     | 4       | 1       | 14  | 3   |        | 1                         | 1   |          | 1        |  |  |

COUNTY OF

|     |    |  |   |   |  |    |   |   |  |   |  |   |   |
|-----|----|--|---|---|--|----|---|---|--|---|--|---|---|
| 335 | 6  |  | 4 | 1 |  | 8  | 1 | 1 |  |   |  |   |   |
| 336 | 6  |  |   |   |  | 6  |   | 1 |  | 2 |  | 1 |   |
| 337 | 1  |  | 1 |   |  | 1  |   |   |  |   |  |   |   |
| 338 | 2  |  | 1 |   |  | 3  | 1 |   |  |   |  |   |   |
| 339 | 3  |  |   |   |  |    | 1 |   |  |   |  |   | 1 |
|     | 18 |  | 6 | 1 |  | 18 | 3 | 2 |  | 2 |  | 1 | 1 |

COUNTY OF

|     |   |  |   |  |  |   |  |   |  |  |  |  |  |
|-----|---|--|---|--|--|---|--|---|--|--|--|--|--|
| 340 | 4 |  | 3 |  |  | 1 |  | 1 |  |  |  |  |  |
| 341 |   |  | 1 |  |  | 2 |  |   |  |  |  |  |  |
| 342 | 1 |  | 1 |  |  |   |  |   |  |  |  |  |  |
| 343 | 1 |  | 1 |  |  |   |  |   |  |  |  |  |  |
| 344 |   |  |   |  |  |   |  |   |  |  |  |  |  |
| 345 |   |  |   |  |  |   |  |   |  |  |  |  |  |
| 346 |   |  |   |  |  |   |  |   |  |  |  |  |  |
| 347 |   |  |   |  |  |   |  |   |  |  |  |  |  |
|     | 6 |  | 6 |  |  | 3 |  | 1 |  |  |  |  |  |

CENSUS, BY AGES, 1851-2. SIMCOE.—(Continued.)

| 100 YEARS. |     | OVER 100 YEARS. |     |            |          |     |         |         |     | Ages not given. |     | DEATHS.         |     |
|------------|-----|-----------------|-----|------------|----------|-----|---------|---------|-----|-----------------|-----|-----------------|-----|
| Deaths.    |     | Males.          |     |            | Females. |     |         | Deaths. |     | Ages not given. |     | Ages not given. |     |
| M.         | F.  | Md.             | S.  | Widow-ers. | Md.      | S.  | Widows. | M.      | F.  | M.              | F.  | M.              | F.  |
| 112        | 113 | 114             | 115 | 116        | 117      | 118 | 119     | 120     | 121 | 122             | 123 | 124             | 125 |
|            |     |                 |     |            |          |     |         |         |     |                 |     |                 |     |
|            |     |                 |     | 1          |          |     |         |         |     |                 |     |                 |     |
|            |     |                 |     |            |          |     |         |         |     | 5               | 4   | 3               |     |
| 1          | 1   |                 |     | 1          |          |     |         |         |     |                 |     |                 |     |
|            |     |                 |     |            |          |     |         |         |     |                 |     |                 |     |
|            |     |                 |     |            |          |     |         |         |     |                 |     |                 |     |
|            |     |                 |     |            |          |     |         |         |     | 2               |     |                 | 2   |
|            |     |                 |     | 1          | 1        |     |         |         |     |                 |     |                 |     |
|            |     |                 |     |            |          |     |         |         |     |                 |     |                 |     |
|            |     |                 |     |            |          |     |         |         |     |                 |     | 1               | 2   |
|            |     |                 |     |            |          |     |         |         |     |                 |     | 3               |     |
|            |     |                 |     |            |          |     |         |         |     |                 |     | 6               | 5   |
|            |     |                 |     |            |          |     |         |         |     |                 |     |                 |     |
|            |     |                 |     |            |          |     |         |         |     | 2               |     |                 | 2   |
|            |     |                 |     |            |          |     |         |         |     | 33              | 16  |                 |     |
|            |     |                 |     |            |          |     |         |         |     |                 |     |                 |     |
|            |     |                 |     |            |          |     |         |         |     |                 |     |                 |     |
| 1          | 1   |                 |     | 1          | 1        | 2   |         |         |     | 42              | 20  | 13              | 11  |

STORMONT.—(Continued.)

|   |  |  |  |  |  |  |  |  |  |    |    |   |   |
|---|--|--|--|--|--|--|--|--|--|----|----|---|---|
|   |  |  |  |  |  |  |  |  |  |    |    |   |   |
| 1 |  |  |  |  |  |  |  |  |  | 24 | 19 |   |   |
|   |  |  |  |  |  |  |  |  |  |    |    | 1 | 2 |
|   |  |  |  |  |  |  |  |  |  | 6  |    |   |   |
|   |  |  |  |  |  |  |  |  |  | 2  |    | 2 | 5 |
|   |  |  |  |  |  |  |  |  |  |    |    |   |   |
| 1 |  |  |  |  |  |  |  |  |  | 32 | 19 | 3 | 7 |

VICTORIA.—(Continued.)

|  |   |  |  |  |  |  |  |  |  |   |   |   |   |
|--|---|--|--|--|--|--|--|--|--|---|---|---|---|
|  | 1 |  |  |  |  |  |  |  |  |   |   |   |   |
|  |   |  |  |  |  |  |  |  |  | 1 |   |   |   |
|  |   |  |  |  |  |  |  |  |  |   | 4 |   | 4 |
|  |   |  |  |  |  |  |  |  |  |   |   | 4 | 3 |
|  |   |  |  |  |  |  |  |  |  |   |   |   | 1 |
|  |   |  |  |  |  |  |  |  |  |   |   |   |   |
|  |   |  |  |  |  |  |  |  |  |   |   |   |   |
|  |   |  |  |  |  |  |  |  |  |   |   |   |   |
|  |   |  |  |  |  |  |  |  |  |   |   |   |   |
|  | 1 |  |  |  |  |  |  |  |  | 1 | 4 |   | 4 |



No. III.—UPPER CANADA PERSONAL

COUNTY OF

Table with columns: TOWNSHIPS, &c., Males, Females, Total, Residents (M, F, M, F), Members of Family absent, Number of Families, Average Number of each Family. Rows include Dumfries, North, Waterloo, Wilmot, Woolwich, Wellesley, Galt, Preston, Village, and Total of Waterloo.

COUNTY OF

Table with columns: TOWNSHIPS, &c., Males, Females, Total, Residents (M, F, M, F), Members of Family absent, Number of Families, Average Number of each Family. Rows include Erin, Puslinch, Guelph, Guelph, Towu, Nichol, Garafraxa, Eramosa, Peel, Maryborough, Minto, Arthur, Luther, Amaranth, Pilkington, and Total of Wellington.

COUNTY OF

Table with columns: TOWNSHIPS, &c., Males, Females, Total, Residents (M, F, M, F), Members of Family absent, Number of Families, Average Number of each Family. Rows include Pelham, Thorold, Stamford, Crowland, Willoughby, Wainfleet, Humberston, Bertie, Chippewa, Thorold, Village, and Total of Welland.

CENSUS, BY AGES, 1851-2.

WATERLOO.

Table with columns: Births in 1851, Under 1 year of age, Deaths under 1 year, Under 2 years of age, Deaths under 2 years, Under 3 years of age, Deaths under 3 years, Under 4 years of age, Deaths under 4 years. Rows represent age groups from 12 to 29.

WELLINGTON.

Table with columns: Births in 1851, Under 1 year of age, Deaths under 1 year, Under 2 years of age, Deaths under 2 years, Under 3 years of age, Deaths under 3 years, Under 4 years of age, Deaths under 4 years. Rows represent age groups from 59 to 13.

WELLAND.

Table with columns: Births in 1851, Under 1 year of age, Deaths under 1 year, Under 2 years of age, Deaths under 2 years, Under 3 years of age, Deaths under 3 years, Under 4 years of age, Deaths under 4 years. Rows represent age groups from 34 to 20.







No. III. — UPPER CANADA PERSONAL COUNTY OF

Table for County of Upper Canada showing population statistics for Males and Females (Married, Single, Widows, Total), Grand Total, Deaths (Males, Females, Total), and Proportion of Deaths to Births. Rows 248-354.

COUNTY OF

Table for County of showing population statistics for Males and Females (Married, Single, Widows, Total), Grand Total, Deaths (Males, Females, Total), and Proportion of Deaths to Births. Rows 355-368.

COUNTY OF

Table for County of showing population statistics for Males and Females (Married, Single, Widows, Total), Grand Total, Deaths (Males, Females, Total), and Proportion of Deaths to Births. Rows 369-378.

CENSUS, BY AGES, 1851-2.

WATERLOO.—(Continued.)

Table for Waterloo showing population statistics for Indians, Coloured Persons, Attending School, Deaf and Dumb, Blind, and Lunatics. Rows 139-150.

WELLINGTON.—(Continued.)

Table for Wellington showing population statistics for Indians, Coloured Persons, Attending School, Deaf and Dumb, Blind, and Lunatics. Rows 151-160.

WELLAND.—(Continued.)

Table for Welland showing population statistics for Indians, Coloured Persons, Attending School, Deaf and Dumb, Blind, and Lunatics. Rows 161-170.





No. III.—UPPER CANADA PERSONAL

COUNTY OF

Table for County of... showing population statistics by age group (Under 5, 10-15, 15+), sex, and death counts.

COUNTY OF

Table for County of... showing population statistics by age group (Under 5, 10-15, 15+), sex, and death counts.

CITY OF

Table for City of... showing population statistics by age group (Under 5, 10-15, 15+), sex, and death counts.

CENSUS, BY AGES, 1851-2.

WENTWORTH.—(Continued.)

Table for Wentworth showing population statistics by age group (20 years, 20-30, 30-40), sex, and death counts.

YORK.—(Continued.)

Table for York showing population statistics by age group (20 years, 20-30, 30-40), sex, and death counts.

TORONTO.—(Continued.)

Table for Toronto showing population statistics by age group (20 years, 20-30, 30-40), sex, and death counts.

No. III.—UPPER CANADA PERSONAL COUNTY OF

Table with columns for age groups (Between 40 and 50 Years, Between 50 and 60 Years) and categories (Males, Females, Deaths) with sub-columns for marital status and age.

COUNTY OF

Table with columns for age groups and categories (Males, Females, Deaths) with sub-columns for marital status and age.

CITY OF

Table with columns for age groups and categories (Males, Females, Deaths) with sub-columns for marital status and age.

CENSUS, BY AGES, 1851-2. WENTWORTH.—(Continued.)

Table with columns for age groups (Between 60 and 70 Years, Between 70 and 80 Years) and categories (Males, Females, Deaths) with sub-columns for marital status and age.

YORK.—(Continued.)

Table with columns for age groups and categories (Males, Females, Deaths) with sub-columns for marital status and age.

TORONTO.—(Continued.)

Table with columns for age groups and categories (Males, Females, Deaths) with sub-columns for marital status and age.

No. III.—UPPER CANADA PERSONAL COUNTY OF

Table with columns for 'BETWEEN 80 AND 90 YEARS' and 'BETWEEN 90 AND 100 YEARS', subdivided into Males, Females, and Deaths. Includes rows 379-387 and a summary row.

COUNTY OF

Table with columns for 'BETWEEN 80 AND 90 YEARS' and 'BETWEEN 90 AND 100 YEARS', subdivided into Males, Females, and Deaths. Includes rows 388-396 and a summary row.

CITY OF

Table with columns for 'BETWEEN 80 AND 90 YEARS' and 'BETWEEN 90 AND 100 YEARS', subdivided into Males, Females, and Deaths. Includes rows 397-406 and a summary row.

CENSUS, BY AGES, 1851-2. WENTWORTH.—Continued.)

Table with columns for '100 YEARS', 'OVER 100 YEARS' (Males, Females, Deaths), 'AGES NOT GIVEN' (M, F), and 'DEATHS' (Ages not given, M, F). Includes rows 112-125.

YORK.—(Continued.)

Table with columns for 'AGES NOT GIVEN' (M, F) and 'DEATHS' (M, F). Includes rows 126-139.

TORONTO.—(Continued.)

Table with columns for 'AGES NOT GIVEN' (M, F) and 'DEATHS' (M, F). Includes rows 140-146.







No. III. —UPPER CANADA PERSONAL CITY OF

Table with columns for age groups (40-50 and 50-60 years) and categories (Males, Females, Deaths) with sub-columns for marital status.

CITY OF

Table with columns for age groups (40-50 and 50-60 years) and categories (Males, Females, Deaths) with sub-columns for marital status.

TOWN OF

Table with columns for age groups (40-50 and 50-60 years) and categories (Males, Females, Deaths) with sub-columns for marital status.

TOWN OF

Table with columns for age groups (40-50 and 50-60 years) and categories (Males, Females, Deaths) with sub-columns for marital status.

CENSUS, BY AGES, 1851-2.

HAMILTON.—(Continued.)

Table with columns for age groups (60-70 and 70-80 years) and categories (Males, Females, Deaths) with sub-columns for marital status.

KINGSTON.—(Continued.)

Table with columns for age groups (60-70 and 70-80 years) and categories (Males, Females, Deaths) with sub-columns for marital status.

BYTOWN.—(Continued.)

Table with columns for age groups (60-70 and 70-80 years) and categories (Males, Females, Deaths) with sub-columns for marital status.

LONDON.—(Continued.)

Table with columns for age groups (60-70 and 70-80 years) and categories (Males, Females, Deaths) with sub-columns for marital status.





No. III.—UPPER CANADA PERSONAL CITY OF

Table with columns for Males (Married, Single, Widowers, Total), Females (Married, Single, Widows, Total), Grand Total, Deaths (Males, Females, Total), and Proportion of Deaths to Births. Rows 407-412.

CITY OF

Table with columns for Males (Married, Single, Widowers, Total), Females (Married, Single, Widows, Total), Grand Total, Deaths (Males, Females, Total), and Proportion of Deaths to Births. Rows 413-425.

TOWN OF

Table with columns for Males (Married, Single, Widowers, Total), Females (Married, Single, Widows, Total), Grand Total, Deaths (Males, Females, Total), and Proportion of Deaths to Births. Rows 426-428.

TOWN OF

Table with columns for Males (Married, Single, Widowers, Total), Females (Married, Single, Widows, Total), Grand Total, Deaths (Males, Females, Total), and Proportion of Deaths to Births. Rows 429-432.

CENSUS, BY AGES, 1851-2.

HAMILTON.—(Continued.)

Table with columns for Indians (M, F), Coloured Persons (M, F), Attending School (M, F), Deaf and Dumb (M, F), Blind (M, F), and Lunatics (M, F). Rows 139-150.

KINGSTON.—(Continued.)

Table with columns for Indians (M, F), Coloured Persons (M, F), Attending School (M, F), Deaf and Dumb (M, F), Blind (M, F), and Lunatics (M, F). Rows 151-160.

BYTOWN.—(Continued.)

Table with columns for Indians (M, F), Coloured Persons (M, F), Attending School (M, F), Deaf and Dumb (M, F), Blind (M, F), and Lunatics (M, F). Rows 161-162.

LONDON.—(Continued.)

Table with columns for Indians (M, F), Coloured Persons (M, F), Attending School (M, F), Deaf and Dumb (M, F), Blind (M, F), and Lunatics (M, F). Rows 163-166.









GENERAL ABSTRACT OF CENSUS

Table with columns for Ages not given, Deaths, Males, Females, and Grand Total. Rows represent age groups from 1 to 47.

OF UPPER CANADA BY AGES, &c.—(Continued.)

Table with columns for Deaths, Indians, Coloured Persons, Attending School, Deaf and Dumb, Blind, and Lunatics. Rows represent age groups from 1 to 47.





---

APPENDIX  
TO  
CENSUS OF CANADA,  
No. 6.

~~~~~  
**LOWER-CANADA.**  
CENSUS BY AGES.

---



APPENDIX N<sup>o</sup>. 6.

## LOWER-CANADA.

## Census by Ages, Married, Single, Widowers and Widows, Deaths, &amp;c.

- |                  |                     |
|------------------|---------------------|
| 1. Beauharnois,  | 20. Ottawa,         |
| 2. Bellechasse,  | 21. Portneuf,       |
| 3. Berthier,     | 22. Quebec,         |
| 4. Bonaventure,  | 23. Richelieu,      |
| 5. Chambly,      | 24. Rimouski,       |
| 6. Champlain,    | 25. Rouville,       |
| 7. Dorchester,   | 26. St. Maurice,    |
| 8. Drummond,     | 27. Saguenay,       |
| 9. Gaspé,        | 28. Shefford,       |
| 10. Huntingdon,  | 29. Sherbrooke,     |
| 11. Kamouraska,  | 30. Stanstead,      |
| 12. Leinster,    | 31. St. Hyacinthe,  |
| 13. L'Islet,     | 32. Terrebonne,     |
| 14. Lotbinière,  | 33. Two Mountains,  |
| 15. Megantic,    | 34. Vaudreuil,      |
| 16. Missisquoi,  | 35. Verchères,      |
| 17. Montmorency, | 36. Yamaska,        |
| 18. Montreal,    | 37. Montreal, City, |
| 19. Nicolet,     | 38. Quebec, City.   |

No. III.—LOWER CANADA PERSONAL

COUNTY OF

Table with columns for Townships, &c., Total Population (Males, Females, Totals), Residents (Members of Family, Not Members of Family), Members of Family absent, No. of Families, and Average Number of each Family. Lists 17 townships and their totals.

COUNTY OF

Table with columns for Townships, &c., Total Population (Males, Females, Totals), Residents (Members of Family, Not Members of Family), Members of Family absent, No. of Families, and Average Number of each Family. Lists 29 townships and their totals.

COUNTY OF

Table with columns for Townships, &c., Total Population (Males, Females, Totals), Residents (Members of Family, Not Members of Family), Members of Family absent, No. of Families, and Average Number of each Family. Lists 5 townships and their totals.

CENSUS, BY AGES, 1851-2.

BEAUHARNOIS.

Table showing census data for Beauharnois by age group (Under 1 year, Under 2 years, Under 3 years, Under 4 years) for Births in 1851 and Deaths under 1, 2, 3, and 4 years. Includes columns for Males and Females.

BELLECHASSE.

Table showing census data for Bellechasse by age group (Under 1 year, Under 2 years, Under 3 years, Under 4 years) for Births in 1851 and Deaths under 1, 2, 3, and 4 years. Includes columns for Males and Females.

BERTHIER.

Table showing census data for Berthier by age group (Under 1 year, Under 2 years, Under 3 years, Under 4 years) for Births in 1851 and Deaths under 1, 2, 3, and 4 years. Includes columns for Males and Females.





No. III.—LOWER CANADA PERSONAL  
COUNTY OF

Table with columns for 'BETWEEN 80 AND 90 YEARS.' and 'BETWEEN 90 AND 100 YEARS.' Sub-columns include Males, Females, Deaths, and a further breakdown into Md., S., Widowers, and Widows. Rows are numbered 1 to 17.

COUNTY OF

Table with columns for 'BETWEEN 80 AND 90 YEARS.' and 'BETWEEN 90 AND 100 YEARS.' Sub-columns include Males, Females, Deaths, and a further breakdown into Md., S., Widowers, and Widows. Rows are numbered 18 to 29.

COUNTY OF

Table with columns for 'BETWEEN 80 AND 90 YEARS.' and 'BETWEEN 90 AND 100 YEARS.' Sub-columns include Males, Females, Deaths, and a further breakdown into Md., S., Widowers, and Widows. Rows are numbered 30 to 33.

CENSUS, BY AGES, 1851-2.  
BEAUHARNOIS.—(Continued.)

Table with columns for '100 YEARS.' and 'OVER 100 YEARS.' Sub-columns include Deaths, Males, Females, and a further breakdown into M., F., Md., S., Widowers, and Widows. Rows are numbered 112 to 125.

BELLECHASSE.—(Continued.)

Table with columns for '100 YEARS.' and 'OVER 100 YEARS.' Sub-columns include Deaths, Males, Females, and a further breakdown into M., F., Md., S., Widowers, and Widows. Rows are numbered 126 to 139.

BERTHIER.—(Continued.)

Table with columns for '100 YEARS.' and 'OVER 100 YEARS.' Sub-columns include Deaths, Males, Females, and a further breakdown into M., F., Md., S., Widowers, and Widows. Rows are numbered 140 to 143.









No. III.—LOWER CANADA PERSONAL COUNTY OF

Table with columns for age groups (66-81) and categories (Males, Females, Deaths, Md., S., Widowers, M., F.) for the County of Bonaventure.

COUNTY OF

Table with columns for age groups (46-56) and categories (Males, Females, Deaths, Md., S., Widowers, M., F.) for the County of Chamblly.

COUNTY OF

Table with columns for age groups (57-66) and categories (Males, Females, Deaths, Md., S., Widowers, M., F.) for the County of Chamblly.

CENSUS, BY AGES, 1851-2.

BERTHIER.—(Continued.)

Large table with columns for age groups (82-97) and categories (Males, Females, Deaths, Md., S., Widowers, M., F.) for the County of Bonaventure.

BONAVENTURE.—(Continued.)

Table with columns for age groups (9-24) and categories (Males, Females, Deaths, Md., S., Widowers, M., F.) for the County of Chamblly.

CHAMBLY.—(Continued.)

Table with columns for age groups (15-26) and categories (Males, Females, Deaths, Md., S., Widowers, M., F.) for the County of Chamblly.



No. III.—LOWER CANADA PERSONAL COUNTY OF

Table with columns for Males, Females, Deaths, and Proportion of Births. Rows 34-45.

COUNTY OF

Table with columns for Males, Females, Deaths, and Proportion of Births. Rows 46-56.

COUNTY OF

Table with columns for Males, Females, Deaths, and Proportion of Births. Rows 57-66.

CENSUS, BY AGES, 1851-2. BERTHIER.—(Continued.)

Table with columns for Indians, Coloured Persons, Attending School, Deaf and Dumb, Blind, Lunatics. Rows 139-150.

BONAVENTURE.—(Continued)

Table with columns for Indians, Coloured Persons, Attending School, Deaf and Dumb, Blind, Lunatics. Rows 151-160.

CHAMBLY.—(Continued.)

Table with columns for Indians, Coloured Persons, Attending School, Deaf and Dumb, Blind, Lunatics. Rows 161-170.





No. III.—LOWER CANADA PERSONAL  
COUNTY OF

BETWEEN 40 AND 50 YEARS.										BETWEEN 50 AND 60 YEARS.																						
Males.					Females.					Deaths.		Males.					Females.					Deaths.										
Md.	S.	Widow-ers.	Md.	S.	Widow-ers.	M.	F.	Md.	S.	Widow-ers.	Md.	S.	Widow-ers.	M.	F.	Md.	S.	Widow-ers.	Md.	S.	Widow-ers.	M.	F.									
66	67	68	69	70	71	72	73	74	75	76	77	78	79	80	81	82	83	84	85	86	87	88	89									
37	8	1	22	12	6	...	...	25	3	3	32	4	6	...	...	2	3	3	18	4	2	7	1	1	3	1	1	...	4	2	...	...
638	83	40	535	101	65	7	3	412	51	41	334	51	86	7	1	224	37	26	128	59	89	4	8	73	27	37	21	31	60	7	3	

COUNTY OF

71	72	73	74	75	76	77	78	79	80	81	82	83	84	85	86	87	88	89
97	57	14	5	84	28	5	1	1	45	12	6	49	10	10	3	2	...	...
490	52	14	428	63	26	1	2	2	311	28	21	208	27	40	3	2	...	...

COUNTY OF

80	81	82	83	84	85	86	87	88	89	90	91	92	93	94	95
60	151	127	106	108	114	77	36	100	103	58	71	123	103	34	116
37	69	64	58	94	57	36	13	62	63	28	50	82	50	19	67

CENSUS, BY AGES, 1851-2.  
CHAMBLY.—(Continued.)

BETWEEN 60 AND 70 YEARS.										BETWEEN 70 AND 80 YEARS.													
Males.					Females.					Deaths.		Males.					Females.					Deaths.	
Md.	S.	Widow-ers.	Md.	S.	Widow-ers.	M.	F.	Md.	S.	Widow-ers.	Md.	S.	Widow-ers.	M.	F.	Md.	S.	Widow-ers.	Md.	S.	Widow-ers.	M.	F.
82	83	84	85	86	87	88	89	90	91	92	93	94	95	96	97	98	99	100	101	102	103	104	105
20	3	3	9	33	2	...	...	3	1	1	...	4	2	...	...	3	1	1	...	4	2	...	...
224	37	26	128	59	89	4	8	73	27	37	21	31	60	7	3	73	27	37	21	31	60	7	3

CHAMPLAIN.—(Continued.)

49	16	25	12	22	35	22	10	18	7	9	5	8	9	1	10	2	1
49	16	25	12	22	35	22	10	18	7	9	5	8	9	1	10	2	1
191	17	33	118	21	51	1	5	79	10	23	37	9	48	4	8	...	...

DORCHESTER.—(Continued.)

18	41	30	27	53	38	21	7	24	20	16	29	40	31	2	21
18	41	30	27	53	38	21	7	24	20	16	29	40	31	2	21
15	4	6	6	22	3	15	3	15	3	15	3	15	3	15	3











No. III.—LOWER CANADA PERSONAL CENSUS, BY AGES, 1851-2. COUNTY OF

Table for County of... showing census data for ages 40-50 and 50-60. Columns include Males, Females, Deaths, and sub-columns for marital status (Md., S., Widows) and ages (66-81).

COUNTY OF

Table for County of... showing census data for ages 103-120. Columns include Males, Females, Deaths, and sub-columns for marital status and ages.

COUNTY OF

Table for County of... showing census data for ages 121-126. Columns include Males, Females, Deaths, and sub-columns for marital status and ages.

CENSUS, BY AGES, 1851-2. DORCHESTER.—(Continued.)

Table for County of... showing census data for ages 60-70 and 70-80. Columns include Males, Females, Deaths, and sub-columns for marital status and ages (82-97).

DRUMMOND.—(Continued.)

Table for County of... showing census data for ages 5-25. Columns include Males, Females, Deaths, and sub-columns for marital status and ages.

GASPÉ.—(Continued.)

Table for County of... showing census data for ages 6-10. Columns include Males, Females, Deaths, and sub-columns for marital status and ages.

No. III.—LOWER CANADA PERSONÆ  
COUNTY OF

	BETWEEN 80 AND 90 YEARS.									BETWEEN 90 AND				
	Males.			Females.			Deaths.			Males.		Females.		
	Md.	S.	Widow-ers.	Md.	S.	Widows.	M.	F.	Md.	S.	Widow-ers.	Md.	S.	Widows.
	98	99	100	101	102	103	104	105	106	107	108	109	110	111
96	1		3	1										
97	3		1	1	1	3	1							
98	1											1		
99														
100														
101														
102														
	35	5	35	12	7	38	9	8	2	1	2	1	1	6

COUNTY OF

103						1								1
104														
105														
106			1	1			1				1			
107	2													
108						2								
109														
110				1										
111	3								1					1
112			1											1
113		1												
114		1												
115														
116			1				1							
117			1											
118														
119	1													
120	2					2								
	8	2	4	2		8	1		1		1			3

COUNTY OF

121						1		1						
122				1										
123									1					
124	3		1							1				1
125			2				1							
126			1				1							

CENSUS, BY AGES, 1851-2.  
DORCHESTER.—(Continued.)

100 YEARS.	OVER 100 YEARS.									Age not given.	DEATHS.			
	Deaths.			Males.			Females.				Deaths.		Age not given.	
	M.	F.		Md.	S.	Widow-ers.	Md.	S.	Widows.		M.	F.		M.
112	113		114	115	116	117	118	119	120	121	122	123	124	125
												1		1
														2
1									1	1	1	5	29	29

DRUMMOND.—(Continued.)

											3	6		
											5	2		
												2	1	1
													2	4
													1	1
											2			
											5			
													3	
											9	6	2	8
											3			
											24	16	12	9

GASPÉ.—(Continued.)

											10	10		
													2	1







No. III.—LOWER CANADA PERSONAL  
COUNTY OF

Table with columns for age groups (Under 5 years, Deaths under 5 years, Between 5 and 10 years, Deaths between 5 and 10 years), and sub-columns for Males, Females, and Deaths within each age group (10-15 and 15-20).

COUNTY OF

Table with columns for age groups (30-31, 32-33, 34-35, 36-37, 38-39, 40-41, 42-43, 44-45, 46-47) and total counts for each group.

COUNTY OF

Table with columns for age groups (35-36, 56-57, 197-198, 216-217) and total counts for each group.

CENSUS, BY AGES, 1851-2.

GASPÉ.—(Continued.)

Table with columns for age groups (20 YEARS, BETWEEN 20 AND 30 YEARS, BETWEEN 30 AND 40 YEARS) and sub-columns for Deaths, Males, Females, and Deaths within each group, including marital status details.

HUNTINGDON.—(Continued.)

Table with columns for age groups (51-52, 53-54, 55-56, 57-58, 59-60, 61-62, 63-64, 65-66) and total counts for each group.

KAMOURASKA.—(Continued.)

Table with columns for age groups (68-69, 170-171, 179-180, 147-148) and total counts for each group.





No. III.—LOWER CANADA PERSONAL CENSUS, BY AGES, 1851-2. / COUNTY OF

Table with columns: MALES (Married, Single, Widowers, Total), FEMALES (Married, Single, Widows, Total), GRAND TOTAL, DEATHS (Males, Females, Total), and Proportion of Deaths to Births. Rows 127-134.

COUNTY OF

Table with columns: MALES (Married, Single, Widowers, Total), FEMALES (Married, Single, Widows, Total), GRAND TOTAL, DEATHS (Males, Females, Total), and Proportion of Deaths to Births. Rows 135-152.

COUNTY OF

Table with columns: MALES (Married, Single, Widowers, Total), FEMALES (Married, Single, Widows, Total), GRAND TOTAL, DEATHS (Males, Females, Total), and Proportion of Deaths to Births. Rows 153-156.

CENSUS, BY AGES, 1851-2. GASPÉ.—(Continued.)

Table with columns: INDIANS (M, F), COLOURED PERSONS (M, F), Attending School (M, F), Deaf and Dumb (M, F), Blind (M, F), Lunatics (M, F). Rows 112-123.

HUNTINGDON.—(Continued.)

Table with columns: INDIANS (M, F), COLOURED PERSONS (M, F), Attending School (M, F), Deaf and Dumb (M, F), Blind (M, F), Lunatics (M, F). Rows 182-370.

KAMOURASKA.—(Continued.)

Table with columns: INDIANS (M, F), COLOURED PERSONS (M, F), Attending School (M, F), Deaf and Dumb (M, F), Blind (M, F), Lunatics (M, F). Rows 99-106.





No. III.—LOWER CANADA PERSONAL  
COUNTY OF

Table with columns: BETWEEN 40 AND 50 YEARS (Males, Females, Deaths) and BETWEEN 50 AND 60 YEARS (Males, Females, Deaths). Sub-columns include Md., S., Widowers, and M. F. for each gender.

COUNTY OF

Table with columns: 164-179 (representing age groups). Sub-columns include Md., S., Widowers, and M. F. for each gender.

COUNTY OF

Table with columns: 180-188 (representing age groups). Sub-columns include Md., S., Widowers, and M. F. for each gender.

CENSUS, BY AGES, 1851-2.  
KAMOURASKA.—(Continued.)

Table with columns: BETWEEN 60 AND 70 YEARS (Males, Females, Deaths) and BETWEEN 70 AND 80 YEARS (Males, Females, Deaths). Sub-columns include Md., S., Widowers, and M. F. for each gender.

LEINSTER.—(Continued.)

Table with columns: 40-49 (representing age groups). Sub-columns include Md., S., Widowers, and M. F. for each gender.

L'ISLET.—(Continued.)

Table with columns: 14-19 (representing age groups). Sub-columns include Md., S., Widowers, and M. F. for each gender.



















No. III.—LOWER CANADA PERSONAL COUNTY OF

Table with columns for Under 5 years of age, Deaths under 5 years, Between 5 and 10 years, Deaths between 5 and 10 years, BETWEEN 10 AND 15 YEARS, and BETWEEN 15 AND 20 YEARS. Rows include years 217-222 and a summary row.

COUNTY OF

Table with columns for various age groups and years 223-233. Summary row at the bottom: 161 129 4 3 633 587 8 5 532 489 4 3 5 507 26 513

COUNTY OF

Table with columns for various age groups and years 234-245. Summary row at the bottom: 278 295 2 2 1363 1280 2 1177 1 1139 2 19 1071 126 1076

CENSUS, BY AGES, 1851-2. MISSISQUOI.—(Continued.)

Table with columns for 20 YEARS, BETWEEN 20 AND 30 YEARS, and BETWEEN 30 AND 40 YEARS. Sub-columns for Males, Females, Deaths, Md., S., Widowers, M., F. Rows include years 48-65.

MONTMORENCI.—(Continued.)

Table with columns for various age groups and years 1-2. Summary row at the bottom: 2 229 460 5 348 433 2 4 7 397 122 10 410 112 22 2

MONTREAL.—(Continued.)

Table with columns for various age groups and years 1-4. Summary row at the bottom: 1 4 649 850 5 891 737 23 3 8 879 182 24 845 169 38 6













No. III.—LOWER CANADA PERSONAL COUNTY OF

Table with columns: BETWEEN 40 AND 50 YEARS, BETWEEN 50 AND 60 YEARS. Sub-columns: Males, Females, Deaths. Further sub-columns: Md, S, Widowers, M, F. Rows 246-254.

COUNTY OF

Table with columns: BETWEEN 40 AND 50 YEARS, BETWEEN 50 AND 60 YEARS. Sub-columns: Males, Females, Deaths. Further sub-columns: Md, S, Widowers, M, F. Rows 255-278.

CENSUS, BY AGES, 1851-2. NICOLET.—(Continued.)

Table with columns: BETWEEN 60 AND 70 YEARS, BETWEEN 70 AND 80 YEARS. Sub-columns: Males, Females, Deaths. Further sub-columns: Md, S, Widowers, M, F. Rows 24-49.

OTTAWA.—(Continued.)

Table with columns: BETWEEN 60 AND 70 YEARS, BETWEEN 70 AND 80 YEARS. Sub-columns: Males, Females, Deaths. Further sub-columns: Md, S, Widowers, M, F. Rows 4-29.







No. III.—LOWER CANADA PERSONAL COUNTY OF

Table with columns for Townships, &c., Total Population (Males, Females, Totals), Residents (Members of Family, Not Members of Family), Members of Family absent, No. of Families, and Average Number of each Family. Lists various townships like St. Casimir, Grondines, etc.

COUNTY OF

Table with columns for Townships, &c., Total Population (Males, Females, Totals), Residents (Members of Family, Not Members of Family), Members of Family absent, No. of Families, and Average Number of each Family. Lists various townships like Notre-Dame, St. Gabriel, etc.

CENSUS, BY AGES, 1851-2. PORTNEUF.

Table with columns for Births in 1851, Under 1 year of age, Deaths under 1 year, Under 2 years of age, Deaths under 2 years, Under 3 years of age, Deaths under 3 years, Under 4 years of age, Deaths under 4 years. Rows represent age groups from 12 to 48.

QUEBEC.

Table with columns for Births in 1851, Under 1 year of age, Deaths under 1 year, Under 2 years of age, Deaths under 2 years, Under 3 years of age, Deaths under 3 years, Under 4 years of age, Deaths under 4 years. Rows represent age groups from 75 down to 51, plus 'Ages not given'.



No. III.—LOWER CANADA PERSONAL COUNTY OF

Table with columns for age groups (Between 40 and 50 Years, Between 50 and 60 Years), sex (Males, Females), and deaths. Rows are numbered 279 to 291.

COUNTY OF

Table with columns for age groups, sex, and deaths. Rows are numbered 292 to 304.

CENSUS, BY AGES, 1851-2. PORTNEUF.—(Continued.)

Table with columns for age groups (Between 60 and 70 Years, Between 70 and 80 Years), sex, and deaths. Rows are numbered 82 to 97.

QUEBEC.—(Continued)

Table with columns for age groups, sex, and deaths. Rows are numbered 18 to 202.

No. III.—LOWER CANADA PERSONAL COUNTY OF

	BETWEEN 80 AND 90 YEARS.									BETWEEN 90 AND 100 YEARS.					
	Males.			Females.			Deaths.			Males.			Females.		
	Md.	S.	Widow-ers.	Md.	S.	Widows.	M.	F.		Md.	S.	Widow-ers.	Md.	S.	Widows.
	98	99	100	101	102	103	104	105	106	107	108	109	110	111	
279	2														
280	1		1	2		2					1	1		2	
281	5		2	3		2		3							
282						1								1	
283	2		8			6		2							
284	1					3									
285	1		1	1											
286		1	2												
287	1		1	1		2									
288	4		2	2		3								1	
289			1												
290	4		2		1	2					1				
291															
	21	1	20	9	1	21	5				2	1		4	

COUNTY OF

292															
293	1			1		3									
294	2		3				1	1							
295	1	1	4	1		6		1							
296	2		1		1	5									
297	1		1												
298						1									
299			3			3									
300	1	1				1									
301	1			1		1									1
302						2									
303															
304															
	9	2	12	3	1	22	1	2							1

CENSUS, BY AGES, 1851-2.

PORTNEUF.—(Continued.)

100 YEARS.	OVER 100 YEARS.									Age not given.		DEATHS.			
	Deaths.		Males.			Females.			Deaths.		Age not given.				
	M.	F.	Md.	S.	Widow-ers.	Md.	S.	Widows.	M.	F.	M.	F.			
	112	113	114	115	116	117	118	119	120	121	122	123	124	125	
													1	3	
											6	1			
											2		3		
														1	
													5	4	
		1		1							11	9			
											2			1	
											2			2	
	1										1			1	
														1	
	1	1		1							24	10	14	8	

QUEBEC.—(Continued.)

														2	
														1	2
														6	2
														2	2
														4	4
														15	10





















No. III.—LOWER CANADA PERSONAL

COUNTY OF

Table with columns: BETWEEN 40 AND 50 YEARS (Males, Females, Deaths) and BETWEEN 50 AND 60 YEARS (Males, Females, Deaths). Rows include ages from 366 to 393.

COUNTY OF

Table with columns: BETWEEN 40 AND 50 YEARS (Males, Females, Deaths) and BETWEEN 50 AND 60 YEARS (Males, Females, Deaths). Rows include ages from 394 to 401.

CENSUS, BY AGES, 1851-2.

SAGUENAY.—(Continued.)

Table with columns: BETWEEN 60 AND 70 YEARS (Males, Females, Deaths) and BETWEEN 70 AND 80 YEARS (Males, Females, Deaths). Rows include ages from 82 to 97.

SHEFFORD.—(Continued.)

Table with columns: BETWEEN 60 AND 70 YEARS (Males, Females, Deaths) and BETWEEN 70 AND 80 YEARS (Males, Females, Deaths). Rows include ages from 16 to 26.

No. III.—LOWER CANADA PERSONAL COUNTY OF

Table with columns: BETWEEN 80 AND 90 YEARS (Males, Females, Deaths) and BETWEEN 90 AND... (Males, Females). Rows numbered 366-393.

COUNTY OF

Table with columns: BETWEEN 80 AND 90 YEARS (Males, Females, Deaths) and BETWEEN 90 AND... (Males, Females). Rows numbered 394-401.

CENSUS, BY AGES, 1851-2. ROUVILLE.

Table with columns: Births in 1851, Under 1 year of age, Deaths under 1 year, Under 2 years of age, Deaths under 2 years, Under 3 years of age, Deaths under 3 years, Under 4 years of age, Deaths under 4 years. Rows numbered 29-101, 577-587.

ST. MAURICE.

Table with columns: Births in 1851, Under 1 year of age, Deaths under 1 year, Under 2 years of age, Deaths under 2 years, Under 3 years of age, Deaths under 3 years, Under 4 years of age, Deaths under 4 years. Rows numbered 52-71, 10, 464-470.







No. III.—LOWER CANADA PERSONAL  
COUNTY OF

	BETWEEN 80 AND 90 YEARS.									BETWEEN 90 AND					
	Males.			Females.			Deaths.			Males.			Females.		
	Md.	S.	Widow-ers.	Md.	S.	Widows.	M.	F.		Md.	S.	Widow-ers.	Md.	S.	Widows.
	98	99	100	101	102	103	104	105		106	107	108	109	110	111
336	1		2	1		1						1			1
337	1		1			4						2			2
338	2	1	2			2						1			
339	3		4			4									4
340	2		1			2									1
341	1	1	1		2	2									
342		1	2			2									
343			1	1		3						1			
344	1			1		2				1					
345	5		1	1			1			1					1
346	2		2	2	2	2									
347	2		5			3						1	1		1
	20	3	22	6	4	27	1			2		6	1		10

COUNTY OF

348															
349															
350	2	1	2	2	1	2				1	1	1	1	1	1
351															
352															
353	2			1											1
354	2		4			4		2				1			
355	3	1	8			11	1								
356	1		1			1									
357	5	1	3	2	1	7	1	1							
358	2	1	3	2	1	2									
359															
360										1					
361	3	1	2			4				2					1
362															
363	1	1	8	1		8	4	6		1		3			
364												1			
365	1											1			
	22	6	31	8	3	39	6	9		4	1	6	1	1	3

CENSUS, BY AGES, 1851-2.  
ROUVILLE.—(Continued.)

100 YEARS.	OVER 100 YEARS.										Ages not given.		DEATHS.	
	Deaths.		Males.			Females.			Deaths.				Ages not given.	
	M.	F.	Md.	S.	Widow-ers.	Md.	S.	Widows.	M.	F.	M.	F.	M.	F.
112	113	114	115	116	117	118	119	120	121	122	123	124	125	
1										4	3			
1										3	1	1	1	
										4	1		2	
												1		
												6	10	
					1			1						
										1		2		
										2		3	1	
												4		
								1				1	1	
2					1			2				17	7	
												19	15	

ST. MAURICE.—(Continued.)

												3	11	1
												39		
												3	1	
												12	7	1
1												4		
												4	1	
												22	22	2
									1			8	2	5
												1		4
												1		
												1		2
													1	
													1	2
1									1			95	47	12
														7















No. III.—LOWER CANADA PERSONAL COUNTY OF

	MALES.				FEMALES.				Grand Total	DEATHS.			Proportion of Deaths to Births.
	Married.	Single.	Widowers.	Total.	Married.	Single.	Widows.	Total.		Males.	Females.	Total.	
	126	127	128	129	130	131	132	133	134	135	136	137	138
402.	52	129	1	182	51	111	2	164	346		1	1	
403.	60	140	5	205	60	107	8	175	380				
404.	1	7		8	1	5		6	14				
405.	455	864	45	1364	454	857	43	1354	2718	14	13	27	
406.	158	350	18	526	146	337	13	496	1022	4	5	9	
407.	455	1041	30	1526	361	627	43	1031	2557	13	8	21	
408.	203	427	10	640	194	409	25	628	1268	1	3	4	
409.	244	518	19	781	243	446	30	719	1500	4	6	10	
410.	47	121	1	172	45	114	11	170	342				
411.	130	295	3	428	128	218	9	355	783				
412.	114	302	4	420	116	262	10	388	803	2	3	5	
413.	51	106		157	51	90	1	142	299		1	1	
414.	307	726	27	1054	307	617	38	962	2016	8	6	14	
415.	125	303	11	439	103	194	13	310	749	5	5	10	
416.	535	1201	36	1772	515	951	44	1513	3285	15	7	22	
417.	101	226	7	337	87	161	5	253	590	5	8	13	
418.	88	188	2	278	90	125	7	222	500	3		3	
419.	22	39	2	63	21	31		52	115		1		
420.	21	52	1	74	21	46		67	141	2	1	3	
421.	77	181	3	261	76	116	4	196	457	2	5	7	
422.	15	57		72	15	37		52	124		1	1	
423.													
424.													
425.													
426.													
427.													
428.													
429.													
	3264	7270	225	10759	3085	5864	306	9255	20014	78	73	151	

COUNTY OF

430.	805	1459	50	2314	791	1348	114	2253	4567	15	16	31	
431.	409	850	24	1283	401	752	56	1209	2492	5	7	12	
432.	318	666	19	1033	340	599	42	981	2014	6	5	11	
433.	338	655	14	1007	340	558	31	929	1936	9	6	18	
434.	300	550	17	867	296	509	35	840	1707	2	6	8	
435.	127	249	7	383	127	223	21	371	754	4	2	6	
436.	80	137	4	221	78	126	3	207	428	1	4	5	
	2407	4566	135	7108	2373	4115	302	6790	13898	42	46	88	

CENSUS, BY AGES, 1851-2.

SHERBROOKE.—(Continued.)

INDIANS.		COLOURED PERSONS		Attending School.		Deaf and Dumb.		Blind.		Lunatics.	
M.	F.	M.	F.	M.	F.	M.	F.	M.	F.	M.	F.
139	140	141	142	143	144	145	146	147	148	149	150
				61	41		3			1	
				67	37						
				307	273						1
				60	63						
				168	138		3		1		2
				177	149						
				231	184						
				35	50						
				41	36				2		
				20	23						2
				226	190		1				
				29	38						
				301	241						
				19	21						2
				60	51						
				5	4						
							2				
				1807	1541		7		3		1
											5
											2

STANSTEAD.—(Continued.)

				602	530		1			2	1	1	5
				364	319					1			2
				318	265		1		1				3
				281	231		2		1		1		
				302	251		1		1				
				116	77								6
				56	46								
				7	3					4	2	1	11
				2039	1719		5		3				









No. III.—LOWER CANADA PERSONAL COUNTY OF

Table with columns for Males (Married, Single, Widowers, Total), Females (Married, Single, Widows, Total), Grand Total, Deaths (Males, Females, Total), and Proportion of Deaths to Births. Rows 437-448 and summary row.

COUNTY OF

Table with columns for Males (Married, Single, Widowers, Total), Females (Married, Single, Widows, Total), Grand Total, Deaths (Males, Females, Total), and Proportion of Deaths to Births. Rows 419-461 and summary row.

COUNTY OF

Table with columns for Males (Married, Single, Widowers, Total), Females (Married, Single, Widows, Total), Grand Total, Deaths (Males, Females, Total), and Proportion of Deaths to Births. Rows 462-468.

CENSUS, BY AGES, 1851-2.

ST. HYACINTHE — (Continued.)

Table with columns for Indians (M, F), Coloured Persons (M, F), Attending School (M, F), Deaf and Dumb (M, F), Blind (M, F), and Lunatics (M, F). Rows 139-150 and summary row.

TERREBONNE.—(Continued.)

Table with columns for Attending School (M, F), Deaf and Dumb (M, F), Blind (M, F), and Lunatics (M, F). Rows 1784-1537 and summary row.

TWO MOUNTAINS.—(Continued.)

Table with columns for Attending School (M, F), Deaf and Dumb (M, F), Blind (M, F), and Lunatics (M, F). Rows 207-71 and summary row.









No. III.—LOWER CANADA PERSONAL

COUNTY OF

BETWEEN 80 AND 90 YEARS.									BETWEEN 90 AND				
Males.			Females.			Deaths.		Males.		Females.			
Md.	S.	Widow-ers.	Md.	S.	Widows.	M.	F.	Md.	S.	Widow-ers.	Md.	S.	Widows.
98	99	100	101	102	103	104	105	106	107	108	109	110	111
469	4	1	5	9		2							1
470	2			1	1	1							
471	8		2		1	4	4	1					
472	5	1		1		1	1						1
473	2		1			3				1			
474			1	1			1			1			
475						1							
476	3			1		1							1
477													
478	1			1				1					
	36	4	19	20	3	28	6	2	1	3			4

COUNTY OF

479	1		2			3			1	2			
480	5		6	2		6		1	1	1			6
481	1				1								1
482	4		5				1						
483	2		1			1				1			
484	3		2			7		1	1				2
485	4		2			1							
486	10		2			4							2
487	2					1							
488	1		1	1		1				1			
489	1		2			1				1			2
	34		23	3	1	25	1		2	3	6		13

COUNTY OF

490	3		5	3	1	1	2						
491	3		1	3	1								1
492	4		3	4		4	1	1	1			1	
493	1	1	3			4							
494	1	1		2									
495	1		1		1	5							
496	1						1						
	14	2	13	12	3	14	4	1	1			1	1

CENSUS, BY AGES, 1851-2.

TWO MOUNTAINS.—(Continued.)

100 YEARS.		OVER 100 YEARS.								Age not given.		DEATHS.	
Deaths.		Males.			Females.			Deaths.				Age not given.	
M.	F.	Md.	S.	Widow-ers.	Md.	S.	Widows.	M.	F.	M.	F.	M.	F.
112	113	114	115	116	117	118	119	120	121	122	123	124	125
												4	2
													1
												1	
													2
												8	5
1	1	1										7	5

VAUDREUIL.—(Continued.)

										2	3		
										23	17	2	1
										26	27		
											1	3	5
											1	3	8
												1	
										2	2		
										1			
										53	53	10	14

VERCHERES.—(Continued.)

													1
													5
													3
													2
													5
													1
													2
													16
													7

No. III.—LOWER CANADA PERSONAL CENSUS, BY AGES, 1851-2. COUNTY OF

Table with columns: Males (Married, Single, Widowers, Total), Females (Married, Single, Widows, Total), Grand Total, Deaths (Males, Females, Total), and Proportion of Deaths to Births. Rows 469-478.

COUNTY OF

Table with columns: Males (Married, Single, Widowers, Total), Females (Married, Single, Widows, Total), Grand Total, Deaths (Males, Females, Total), and Proportion of Deaths to Births. Rows 479-489.

COUNTY OF

Table with columns: Males (Married, Single, Widowers, Total), Females (Married, Single, Widows, Total), Grand Total, Deaths (Males, Females, Total), and Proportion of Deaths to Births. Rows 490-496.

CENSUS, BY AGES, 1851-2. TWO MOUNTAINS.—(Continued.)

Table with columns: Indians (M, F), Coloured Persons (M, F), Attending School (M, F), Deaf and Dumb (M, F), Blind (M, F), Lunatics (M, F). Rows 139-150.

VAUDREUIL.—(Continued.)

Table with columns: Indians (M, F), Coloured Persons (M, F), Attending School (M, F), Deaf and Dumb (M, F), Blind (M, F), Lunatics (M, F). Rows 151-162.

VERCHERES.—(Continued.)

Table with columns: Indians (M, F), Coloured Persons (M, F), Attending School (M, F), Deaf and Dumb (M, F), Blind (M, F), Lunatics (M, F). Rows 163-174.

No. III.—LOWER CANADA PERSONAL  
COUNTY OF

TOWNSHIPS, &c.	TOTAL POPULATION.			RESIDENTS.				Members of Family absent.		No. of Families.	Average Number of each Family.
	Males.	Females.	Totals.	Members of Family.		Not Members of Family.		M.	F.		
				M.	F.	M.	F.				
	1	2	3	4	5	6	7	8	9	10	11
497. St. David.....	1574	1585	3159	1495	1467	79	118	76	1	511	.....
498. St. Michel.....	1294	1275	2569	1227	1195	67	80	111	1	385	.....
499. St. François.....	2220	2165	4385	2084	2012	136	153	93	27	765	.....
500. La Baie.....	1546	1540	3086	1472	1418	74	122	103	20	435	.....
501. St. Zéphirin.....	649	664	1313	648	664	1	.....	19	21	201	.....
502. Indians in St. François, but ages not given.....	127	109	236	127	109	.....	.....	.....	.....	.....	.....
Total of Yamaska.....	7410	7338	14748	7053	6865	357	473	402	70	2297	.....

CITY OF

503. City of Quebec.....	20966	21086	42052	17637	18085	3329	3001	407	184	6827	.....
--------------------------	-------	-------	-------	-------	-------	------	------	-----	-----	------	-------

CITY OF

504. City of Montreal.....	27734	29981	57715	23482	24745	4252	5236	607	335	9990	.....
----------------------------	-------	-------	-------	-------	-------	------	------	-----	-----	------	-------

CENSUS, BY AGES, 1851-2.  
YAMASKA.

Births in 1851.	Under 1 year of age.		Deaths under 1 year.		Under 2 years of age.		Deaths under 2 years.		Under 3 years of age.		Deaths under 3 years.		Under 4 years of age.		Deaths under 4 years.		
	M.	F.	M.	F.	M.	F.	M.	F.	M.	F.	M.	F.	M.	F.	M.	F.	
	12	13	14	15	16	17	18	19	20	21	22	23	24	25	26	27	28
60	81	71	89	16	10	88	69	14	6	68	82	4	6	57	61	2	.....
46	41	56	52	1	3	55	54	.....	.....	43	48	.....	.....	49	55	.....	.....
111	100	128	107	2	7	85	73	3	2	75	79	.....	.....	61	78	.....	.....
60	48	65	52	1	1	65	58	1	1	41	36	.....	.....	55	48	.....	.....
24	26	30	32	6	5	34	34	.....	1	31	23	1	.....	22	25	.....	1
301	296	350	332	26	26	327	288	18	10	253	268	5	6	244	267	2	1

QUEBEC.

893	898	910	840	185	168	731	706	59	69	551	619	31	42	531	501	18	11
-----	-----	-----	-----	-----	-----	-----	-----	----	----	-----	-----	----	----	-----	-----	----	----

MONTREAL.

1114	948	1152	1140	240	220	1073	1021	89	90	898	976	61	52	830	837	48	37
------	-----	------	------	-----	-----	------	------	----	----	-----	-----	----	----	-----	-----	----	----

No. III.—LOWER CANADA PERSONAL  
COUNTY OF

	Under 5 years of age.		Deaths under 5 years.		Between 5 and 10 years.		Deaths between 5 and 10 years.		BETWEEN 10 AND 15 YEARS.			BETWEEN 15 AND 20 YEARS.						
	M.	F.	M.	F.	M.	F.	M.	F.	Md.	S.	Md.	S.	M.	F.	Md.	S.		
	30	31	32	33	34	35	36	37	38	39	40	41	42	43	44	45	46	47
497 ..	63	60	2	2	238	244	4	3	174	167	4	1	2	156	20	154		
498 ..	37	45			192	176	1		158	140			1	173	13	158		
499 ..	71	70			337	309			247	237			2	250	20	228		
500 ..	46	53			209	208	1		195	176				207	11	202		
501 ..	29	24			108	96			69	82		1		60	2	72		
502 ..																		
	216	252	2	2	1084	1033	6	3	843	802	4	2	5	846	66	814		

CITY OF

503 ..	529	609	22	22	2206	2310	32	29	2103	2007	25	9	16	2103	186	2501
--------	-----	-----	----	----	------	------	----	----	------	------	----	---	----	------	-----	------

CITY OF

504 ..	727	710	69	60	3307	3533	46	41	3285	3204	40	52	61	3005	223	3652
--------	-----	-----	----	----	------	------	----	----	------	------	----	----	----	------	-----	------

YAMASKA.—(Continued.)

20 YEARS.		BETWEEN 20 AND 30 YEARS.						BETWEEN 30 AND 40 YEARS.									
Deaths.		Males.		Females.		Deaths.		Males.		Females.		Deaths.					
M.	F.	Md.	S.	Widow-ers.	Md.	S.	Widow-ers.	M.	F.	Md.	S.	Widow-ers.	Md.	S.	Widow-ers.	M.	F.
48	49	50	51	52	53	54	55	56	57	58	59	60	61	62	63	64	65.
3	1	117	95	1	186	85				168	14	3	135	11	2		
		78	118		99	88				105	11		104	11	4		1
1		169	181	2	209	134	1		1	152	29		185	25	5		2
	2	57	155	2	89	163			1	120	18		125	37	3		
		38	51	1	57	53	1			58	7	1	57	5	3	1	1
6	1	459	600	6	640	523	2		2	603	79	4	606	89	17	1	4

QUEBEC.—(Continued.)

27	8	1599	1929	55	2260	2101	166	32	44	2122	398	106	1942	578	273	31	21
----	---	------	------	----	------	------	-----	----	----	------	-----	-----	------	-----	-----	----	----

MONTREAL.—(Continued.)

39	32	2233	2672	26	3429	3160	28	46	42	2905	778	63	2651	963	67	36	30
----	----	------	------	----	------	------	----	----	----	------	-----	----	------	-----	----	----	----

No. III.—LOWER CANADA PERSONAL  
COUNTY OF

	BETWEEN 40 AND 50 YEARS.									BETWEEN 50 AND 60 YEARS.								
	Males.			Females.			Deaths.			Males.			Females.			Deaths.		
	Md.	S.	Widow-ers.	Md.	S.	Widow-ers.	M.	F.		Md.	S.	Widow-ers.	Md.	S.	Widow-ers.	M.	F.	
	66	67	68	69	70	71	72	73		74	75	76	77	78	79	80	81	
497 ..	102	6	5	90	3	2	1			75	5	63	2	10				1
498 ..	69	4	4	83	15	7	1			64	5	7	40	3	19			
499 ..	155	8	4	137	17	17	4	1		124	12	5	87	11	20			
500 ..	103	12	2	102	11	8				77	2	7	56	11	16			
501 ..	42	2		42		1		1		35	2	1	22	1	4			
502 ..																		
	471	32	15	454	46	35	4	4		375	21	25	268	38	69			1

CITY OF

503 ..	1378	102	152	1127	250	315	23	17		812	80	111	532	144	372	21	17	
--------	------	-----	-----	------	-----	-----	----	----	--	-----	----	-----	-----	-----	-----	----	----	--

CITY OF

504 ..	1845	388	66	1629	469	66	35	24		1046	158	99	828	299	98	36	26	
--------	------	-----	----	------	-----	----	----	----	--	------	-----	----	-----	-----	----	----	----	--

CENSUS, BY AGES, 1851-2.  
YAMASKA.—(Continued.)

BETWEEN 60 AND 70 YEARS.									BETWEEN 70 AND 80 YEARS.								
Males.			Females.			Deaths.			Males.			Females.			Deaths.		
Md.	S.	Widow-ers.	Md.	S.	Widow-ers.	M.	F.		Md.	S.	Widow-ers.	Md.	S.	Widow-ers.	M.	F.	
82	83	84	85	86	87	88	89		90	91	92	93	94	95	96	97	
34		4	14	1	19				20	3	7	5					
38	1	6	19	9	16				12	3	5	4	6	1	1	1	
63	1	4	47	4	19		1		25	1	6	12	4	14			
38	3	7	35	3	6				31	8	13	1	7				
16	1	1	15	2	2				8		4		1				
189	6	22	130	19	62		1		96	1	20	41	9	33	1	1	

QUEBEC.—(Continued.)

348	44	97	143	52	272	14	6		73	9	54	45	18	132	16	14	
-----	----	----	-----	----	-----	----	---	--	----	---	----	----	----	-----	----	----	--

MONTREAL.—(Continued.)

522	106	89	319	143	96	28	30		138	44	46	97	57	49	27	25	
-----	-----	----	-----	-----	----	----	----	--	-----	----	----	----	----	----	----	----	--

No. III.—LOWER CANADA PERSONAL  
COUNTY OF

	BETWEEN 80 AND 90 YEARS.									BETWEEN 90 AND 100 YEARS.					
	Males.			Females.			Deaths.			Males.			Females.		
	Md.	S.	Widow-ers.	Md.	S.	Widows.	M.	F.		Md.	S.	Widow-ers.	Md.	S.	Widows.
	98	99	100	101	102	103	104	105		106	107	108	109	110	111
497 ...	2		1	1		3	1			1					
498 ...		1	4			2									
499 ...	8	1	5	1	2	4				2		1			1
500 ...	5		7	3		5	1	3		1		1			2
501 ...	1		1			4									
502 ...															
	16	2	18	5	2	18	2	3		4		2			3

CITY OF

503 ...	15	1	20	5	2	41	6	3				1			2
---------	----	---	----	---	---	----	---	---	--	--	--	---	--	--	---

CITY OF

504 ...	35	10	10	12	18	20	9	8	1	2	2			6	2
---------	----	----	----	----	----	----	---	---	---	---	---	--	--	---	---

CENSUS, BY AGES, 1851-2.  
YAMASKA.—(Continued.)

100 YEARS.	OVER 100 YEARS.										Ages not given.		DEATHS.	
	Deaths.			Males.			Females.			Deaths.			Ages not given.	
	M.	F.		Md.	S.	Widow-ers.	Md.	S.	Widows.	M.	F.	M.	F.	M.
112	113		114	115	116	117	118	119	120	121	122	123	124	125
											1		1	
											6	7	22	7
											7		15	4
													2	1
											127	109		
											141	116	40	19

QUEBEC.—(Continued.)

1	1										2		1786	33	22	18
---	---	--	--	--	--	--	--	--	--	--	---	--	------	----	----	----

MONTREAL.—(Continued.)

2	1												110	178	54	49
---	---	--	--	--	--	--	--	--	--	--	--	--	-----	-----	----	----

No. III.—LOWER CANADA PERSONAL  
COUNTY OF

	MALES.				FEMALES.				Grand Total	DEATHS.			Proportion of Deaths to Births.
	Married.	Single.	Widowers.	Total.	Married.	Single.	Widows.	Total.		Males.	Females.	Total.	
	126	127	128	129	130	131	132	133	134	135	136	137	138
497.	521	1031	22	1574	516	1028	41	1585	3159	51	31	82	.....
498.	367	903	24	1294	363	858	54	1275	2569	6	6	9	.....
499.	700	1493	27	2220	698	1385	82	2165	4385	32	21	53	.....
500.	432	1080	34	1546	434	1059	47	1540	3086	19	13	32	.....
501.	198	446	5	649	199	449	16	664	1313	12	11	23	.....
502.	.....	127	.....	127	.....	109	.....	109	236	.....	.....	.....	.....
	2218	5080	112	7410	2210	4888	240	7338	14748	117	82	199	.....

CITY OF

503.	6363	14013	590	20966	6240	13271	1575	21086	42052	565	499	1064	.....
------	------	-------	-----	-------	------	-------	------	-------	-------	-----	-----	------	-------

CITY OF

504.	8786	18547	401	27734	9188	20367	426	29981	57715	905	820	1725	.....
------	------	-------	-----	-------	------	-------	-----	-------	-------	-----	-----	------	-------

CENSUS, BY AGES, 1851-2.  
YAMASKA.—(Continued.)

INDIANS.		COLOURED PERSONS		Attending School.		Deaf and Dumb.		Blind.		Lunatics.	
M.	F.	M.	F.	M.	F.	M.	F.	M.	F.	M.	F.
139	140	141	142	143	144	145	146	147	148	149	150
.....	.....	.....	.....	None	.....	3	.....	.....	.....	1	2
.....	.....	.....	.....	36	33	.....	1	.....	.....	2	1
.....	.....	127	109	327	350	5	5	1	1	7	9
.....	.....	.....	.....	207	204	4	.....	1	1	5	2
.....	.....	.....	.....	36	34	.....	2	1	.....	1	.....
.....	.....	.....	.....	.....	.....	.....	.....	.....	.....	.....	.....
.....	.....	127	109	606	621	12	8	3	2	16	14

QUEBEC.—(Continued.)

.....	.....	.....	.....	3113	2595	26	8	15	16	16	11
-------	-------	-------	-------	------	------	----	---	----	----	----	----

MONTREAL.—(Continued.)

.....	.....	.....	.....	4256	3203	54	31	49	31	56	34
-------	-------	-------	-------	------	------	----	----	----	----	----	----









GENERAL ABSTRACT OF CENSUS

Table with columns: BETWEEN 70 AND 80 YEARS (Males, Females, Deaths), BETWEEN 80 AND 90 YEARS (Males, Females, Deaths). Rows 1-38 with detailed age and gender data.

OF LOWER CANADA, BY AGES, &c.—(Continued.)

Table with columns: BETWEEN 90 AND 100 YEARS (Males, Females, Deaths), OVER 100 YEARS (Males, Females, Deaths). Rows with detailed age and gender data.

GENERAL ABSTRACT OF CENSUS

Table with columns: Ages not given, DEATHS (Ages not given), MALES (Married, Single, Widowers, Total), FEMALES (Married, Single, Widows, Total), Grand Total. Rows 1-38.

OF LOWER CANADA, BY AGES, &c.—(Continued.)

Table with columns: DEATHS, INDIANS, COLOURED PERSONS, Attending School, Deaf and Dumb, Blind, Lunatics. Rows 134-148.

\* This Return was not received in time to be inserted previously.

## ERRATA.

## AGES.—UPPER CANADA.

- Page 156, Line 8, in Married Males, for 112 read 712.
- “ “ “ “ in the Grand Total of Males, for 13228 read 13428.
- “ “ County of Dundas, in the total of married males, for 2113 read 2143.
- “ 166, “ 31, in the Widowers, for 42 read 44, making the total 224.
- “ “ “ 54, in the single Females, for 40 read 529 “ “ “ 5104.
- “ “ County of Frontenac, in the total of married Males, for 3031 read 3041.
- “ “ “ “ “ “ single Males, for 7107 read 7007.
- “ “ “ “ “ “ Females, for 6718 read 5719.
- “ 178, Line 74, “ in members of Family, Males, insert 2116, making grand total 8678.
- “ “ “ “ “ “ Females, “ 2058, “ “ 8393.
- “ “ County of Grey, add to grand total the population of the Township Sydenham 2432, making it 12845. This Township is correct in the Abstract.
- “ 188, County of Hastings, in the Township of Hungerford and Grimsthorpe, the population should be opposite the former.
- “ “ Line 106 “ in members of Family, Males, for 2661 read 260, making the total 8487.
- “ 196, County of Haldimand, in the total of Females, for 9882 read 8482.
- “ 216, County of Lanark, in the total of married Females, for 3780 read 3880.
- “ 288. Line 406, in the total of Males, for 54 read 55.

## AGES.—LOWER CANADA.

- Page 340, Line 54, in the single Males, for 135 read 185, making the total 4063.
- “ “ “ “ in the grand total of Males, for 5742 read 5702.
- “ “ “ 111, in the members of Family, Males, for 497 read 495, making the total 7905.
- “ “ “ 382, County of Megantic, in the total of members of Family, Males, for 6723 read 6733.

---

APPENDIX  
TO  
CENSUS OF CANADA,  
No. 7.

---

UPPER CANADA.

Professions, Trades and Occupations.

---

No. IV.—UPPER CANADA PERSONAL CENSUS  
PUBLIC, JUDICIAL AND

CITIES.	Bishops.	Chief Justices.	Judges.	Chancellors.	Vice Chancellors.	Archdeacons.	Mayors.	Recorders.
City of Toronto.....	2	2	4		2	1	1	1
City of Kingston.....						1	1	
City of Hamilton.....							1	

COUNTIES AND UNITED COUNTIES.	County Judges.	Judges of Surrogate Courts.	Sheriffs.	County Registrars.	Clerks of the Peace.	Registrars of Surrogate Courts.	Clerks of County Courts.
Carleton.....	1	1	1	1	1	1	1
Essex and Lambton.....	1	1	1	1	1	1	1
Frontenac, Lennox and Addington.....	1	1	1	2	1	1	1
Haldimand.....	1	1	1	1	1	1	1
Hastings.....	1	1	1	1	1	1	1
Huron, Perth and Bruce.....	1	1	1	1	1	1	1
Kent.....	1	1	1	1	1	1	1
Lanark and Renfrew.....	1	1	1	2	1	1	1
Leeds and Grenville.....	1	1	1	2	1	1	1
Lincoln and Welland.....	1	1	1	1	1	1	1
Middlesex and Elgin.....	1	1	1	1	1	1	1
Norfolk.....	1	1	1	1	1	1	1
Northumberland and Durham.....	1	1	1	2	1	1	1
Oxford.....	1	1	1	1	1	1	1
Peterboro and Victoria.....	1	1	1	1	1	1	1
Prescott and Russell.....	1	1	1	1	1	1	1
Prince Edward.....	1	1	1	1	1	1	1
Simcoe.....	1	1	1	1	1	1	1
Stormont, Dundas and Glengarry.....	1	1	1	3	1	1	1
Wellington, Waterloo and Grey.....	1	1	1	1	1	1	1
Wentworth, Halton and Brant.....	1	1	1	2	1	1	1
York, Ontario and Peel.....	1	1	1	1	1	1	1

PROFESSIONS, TRADES AND OCCUPATIONS, 1851-2.  
MUNICIPAL OFFICERS.

Coroners.	Police Magistrates.	Aldermen.	Councillors.	Charbertains.	Clerks of the Peace.	City Clerks.	Chief Constables.	High Bailiffs.	City Surveyors.	City Inspectors.	Fire Inspectors.	Auditors.	Assessors.
2	1	12	12	1	1	1	1	1	1	2	2	2	1
2	1	14	14	1	1	1	1	1			1		1
2		9	10	1	1	1	1	1			1		

Deputy Clerks of the Crown.	Crown Lands Agents.	County Treasurers.	Wardens.	County Surveyors.	County Clerks.	County Auditors.	Reeves.	Deputy Reeves.	Township Treasurers.	Township Clerks.
1	1	1	1	2	1	2	12	10	13	12
1	1	1	1	1	1	2	19	3	19	19
1	1	1	1	1	1	2	14	7	14	14
1	1	1	1	1	1	2	9	5	9	9
1	1	1	1	1	1	2	9	8	9	9
1	1	2	2	1	2	2	16	4	14	14
1	1	1	1	1	1	2	9	1	9	9
1	1	1	1	1	1	2	15	3	15	15
1	2	1	1	1	1	2	17	9	17	17
1	1	1	1	1	1	2	19	4	19	19
1	1	1	1	1	1	2	20	8	16	16
1	1	1	1	1	1	2	8	3	8	8
1	1	1	1	1	1	2	15	8	15	15
1	1	1	2	1	1	2	11	7	11	11
1	1	1	1	1	1	2	12	3	12	12
1	1	1	1	1	1	2	8		8	8
1	1	1	1	1	1	2	7	1	7	7
1	1	1	1	1	1	2	14	3	14	14
1	1	1	1	1	1	2	13	9	13	13
1	3	1	1	1	1	2	29	10	29	29
1	1	1	1	1	1	2	20	17	20	20
1	1	1	1	1	1	2	24	15	24	24



## No. IV.—UPPER CANADA PERSONAL CENSUS,

CITIES, TOWNS AND COUNTIES.	Actors and Actresses.	Accountants.	Agents, General and Insurance.	Architects.	Artists.	Auctioneers.	Axe Makers.	Bankers.	Bakers.	Bailiffs.	Barristers and Attorneys.	Barbers and Hairdressers.	Basket Makers.
	1 Toronto, City .....		5	36	6	10	9	7	9	82	5	83	10
2 Kingston, " .....			9	1	4	5		6	22	3	31	7	2
3 Hamilton, " .....			10	3	4	8		6	35	5	22	10	2
4 Bytown .....					3	2		2	25	2	10	3	
5 London .....			8			2		2	17	4	7	4	1
6 Addington .....			1			3			2	1	1	1	
7 Brant .....			2			1		3	11	3	8	3	
8 Bruce .....									1				
9 Carleton .....			2							1	2		1
10 Dundas .....										7	1		
11 Durham .....			3			1			11	1	1	2	
12 Elgin .....	6		1					2	13	5	4	1	1
13 Essex .....		1	3					1	12	2	4	4	1
14 Frontenac .....				1					5	1	2	1	1
15 Glengary .....													
16 Grey .....			2						1				
17 Grenville .....			3				3				8		
18 Haldimand .....									10	1	7	1	
19 Halton .....			1						4	2	1		
20 Hastings .....				1			2		26			2	
21 Huron .....					1	1			5	3	5		
22 Kent .....			3					1	5	6	3	6	5
23 Lambton .....									3	1	2	1	
24 Lanark .....			2						1	2	5		
25 Leeds .....									10			2	
26 Lennox .....									7	1	2	1	1
27 Lincoln .....			2		8	1			23	5	6	6	3
28 Middlesex .....		1	2	1		1				3			1
29 Northumberland .....		4	7						6	8	13		
30 Norfolk .....			3						7		10	3	
31 Ontario .....							3		8	3	22	1	2
32 Oxford .....		1	1		2	1	5		12	7			5
33 Peel .....				1	1	2			6	3			
34 Perth .....			2			2				2	1		1
35 Peterboro .....					1				7	1	2	1	
36 Prescott .....						1			3		3		1
37 Prince Edward .....					1				5	2	9		
38 Renfrew .....			3								1		
39 Russell .....													
40 Simcoe .....			3	1		2			5	4	5	1	
41 Stormont .....			1			1			4	2	11		
42 Victoria .....			1										
43 Waterloo .....			1		1	7			9	6	4	4	5
44 Wellington .....					1				12	5	4	2	2
45 Welland .....					1			1	11	2	1	2	4
46 Wentworth .....			3	1			5		15	2	6	2	
47 York .....			8			1		1	8	4	19		1
	6	11	123	15	36	41	38	32	462	115	302	94	42

## PROFESSIONS, TRADES AND OCCUPATIONS, 1851-2.

Bar Keepers.	Book-binders.	Booksellers and Stationers.	Bellows Makers.	Book-keepers.	Boot and Shoemakers.	Bell hangers.	Boarding House Keepers.	Blacksmiths.	Block Makers.	Boiler Makers.	Brick Makers.	Bricklayers.	Brewers.	Brokers.	Broom Makers.	Brass Founders.	Brush Makers.
9	25	13	3	8	384	3	14	43	7	5	15	63	25	9	5	6	5
3	3	3		6	115		4	55		3		3	11		2		
4	9	8	1	5	175	1	3	91		3	8	22	10	2	9	6	
2		2		5	93		4	39					5				
1	3	3		2	73			59				23	9				
				2													
1		2		3	63			53									
					108			129			47	8	5				
					6			1					1				
					110			56					3				
1					76			62									
4				1	227		1	136				7	8				
6					71			154			3	3	8			8	
				1	228		1	45			3	3	2				
					71		3	51				3	1				
					80			54									
		1			49			19			3		3				
2				1	132			87					3				
			1		106			102			2		1				
					115			114			4	4	1				
2					218			159			3		6	1			
1					58		1	45			3	4	3				
					90			60		1		3	4				
1			1		46			31		2	11	3	4				
					128			97			1		2				
					242			174								1	
1	1				39			40									
					152			129			2	4	5			9	
					143			127			7	2	2				
					243			147			1	8	6				
		3	3	3	93			124			2	10	4				
					211			153			5	1	15				
		2	2		183			174			5	15	1				
		1	1		182			149			7	8	5				
					61			44				1	2				
					144			67			2	1	14				
					37			31			4						
					140			128			5	5					
					41			20									
					6			17									
		1			130			57			1	9	1				
					74			67				1	1				
					67			40									
2	4	3			197			91			9	5	12				
					99			83			2						
					138			129			5		2				
1					172			144		3	4	4	2			1	
4					282			358		14	37	26	34			2	
7																	
74	51	45	4	45	5898	4	32	4235	7	38	210	252	219	13	37	12	5

No. IV.—UPPER CANADA PERSONAL CENSUS

CITIES, TOWNS AND COUNTIES.		Builders.	Butchers.	Boatmen.	Band-Box Makers.	Blacking Makers.	Boat Builders.	Cabinet Makers.	Carpenters.	Carriage Makers.	Carters.	Carvers and Gilders.	Carriers.	Carders.
1	Toronto, City	12	66		3			95	522	46	174	6	9	7
2	Kings-ton, "		26	16				38	199	12	47			
3	Hamilton, "	12	29			1		59	253	34				
4	Bytown.	2	18					22	133	6				
5	London	7	14		1			37	77	21		1		
6	Addington		2					16	101	7				
7	Brant	11	3					32	121	25				
8	Bruce							2	7					
9	Carleton		1					8	82		2	1		
10	Dundas		2					9	68	3				
11	Durham		16					30	346	53	8			
12	Elgin	1	21					52	268	3				2
13	Essex		13					7	107	1				
14	Frontenac	1	17				4	1	143					1
15	Glengarry							4	60	15				
16	Grey		2					2	96	8				
17	Grenville		15					24	141	12				3
18	Haldimand		13	3			6	17	173	1				1
19	Halton	2	10					24	174	1				8
20	Hastings	1	9					39	348			3		6
21	Huron	1	2					22	65				2	
22	Kent		8					23	128	9	1			3
23	Lambton							9	56	2				
24	Lanark		5	1				17	149	8	1			9
25	Leeds		16					48	237		5			1
26	Leunox		1					6	69	3			1	2
27	Lincoln		36	6				42	199	26				
28	Middlesex		7					16	184	47				2
29	Northumberland	1	13				1	40	280	49		1		
30	Norfolk		6					38	164					1
31	Ontario		11					27	276	4				3
32	Oxford	2	12					68	281	4				2
33	Peel		10					15	203	3				3
34	Perth		3					7	61	2				1
35	Peterboro		4				2	11	92	7				
36	Prescott		2				1	1	41	3	11			
37	Prince Edward		7					25	142	53	4			
38	Renfrew							8	60					
39	Russell							10	10					
40	Simcoe		4					19	171					
41	Stormont		4	1				11	70	9				
42	Victoria		1					2	61				1	2
43	Waterloo		17					58	339	4				
44	Wellington		9					15	134	3	1			2
45	Welland		16	10				30	217	16	10			1
46	Wentworth	4	36					27	173	2	2			3
47	York	3	93					27	480	47				4
		60	600	37	3	2	14	1030	7611	549	265	13	13	62

PROFESSIONS, TRADES AND OCCUPATIONS, 1851-2.

Caulkers.	Chandlers.	Civil Engineers.	Chair Makers.	Chemists, Druggists and Apothecaries.	China and Glass Dealers.	Clerks.	Confectioners.	Clergymen, Priests and other Ministers of Religion.	Clothiers.	Cloth Cleaners.	Cloth Manufacturers.	Clock and Watch Makers.	Collectors.	Coal Merchants.	Coppersmiths.	Commission Merchants.	Comb Makers.
3	11	12	12	29	9	444	26	40	6	1	4	17	2	5	1	5	3
7		1	6	7	3	171	12	20	2		2	6					
		3	6	22	3	219	12	18	2		2	13	1	3			
		4	6	3	3	93	5	14	2		2	5					
		2	6	4	4	78	5	10	1			3					
			8														
			2	2	2	7		5	4			4					
	6					54	1	34	8	2		3	1				2
						3		2				2					
						26		10	1			1					
						25		6	3	1	1	1					
			4			88	1	39	14			4	4				
						95	3	26	20	1	1	2	3				
			2			42		47				2			1	2	
						18		8	5		2	1			1		
					1	23		7				3					
						9	2	16	2			4					
						90	2	27	4			1					
			3			65		19	1		1	1					
	1		1			40		22	17			1					
			3		4	29	2	33	18			2					
						37		19	1		1	2					
						15		9				4		1			
						71		25	9		2	1					
						96		37	15			2					
						24		9	4			1					
						111	2	25	7		1	4		2			1
						33		34	22			3					
						125	2	36	9			2					
						64	2	23	7	1	1	6					8
						76		28	12			4					
	1			16		65	1	45	13			1					
				13		45		29	10	1	1	2					
	1			1		16	2	13	3			3					
				3		77		17	4			2					
				2		35		11	2			2					
				3		47		20	3		1	1		2		1	
				6		39		3				4					
						3		4				4					
						39		26	6	2	2	1					
						40		13	2			3					
						17	1	15				2					
						71	1	35	12		1	2					
						52		23	3			1		1			
						34		14	13			2		2			
						84		28	5		2	4				1	2
						59	1	40	10		4	7		1			5
12	25	27	148	108	19	3100	86	963	235	9	29	148	24	5	14	10	21

## NO. IV.—UPPER CANADA PERSONAL CENSUS.

CITIES, TOWNS AND COUNTIES.	Constables.	Contractors.	Customs Collectors.	Coopers.	Choppers.	Cutters.	Cullers.	Carnage Trimmers.	Cooks.	Chain Makers.	Carpet Makers.	Customs Officers.	Coal-Burners.
1 Toronto, City.....	2	7	1	43	25	4	3	5	2	1	5	2	
2 Kingston, “.....	3	1	13	10	1	3	5	2	1	2	1	2	
3 Hamilton, “.....	4	9	1	14	6	2	3	5	5	1	2	1	
4 Bytown.....	2	3	1	18	4	2							
5 London.....	1	3	1	13									
6 Addington.....			1	18									
7 Brant.....		8		34						1			
8 Bruce.....		1											
9 Carleton.....		3	1	21									
10 Dundas.....		2		15									
11 Durham.....			2	97							3		
12 Elgin.....	1	2		26									
13 Essex.....			2	61									
14 Frontenac.....	1	1	1	12				2					
15 Glengarry.....				11									
16 Grey.....			1	11									
17 Grenville.....		9	2	44									
18 Haldimand.....	1	1	1	31			1	1					
19 Halton.....		1	1	33									
20 Hastings.....			1	109							2		
21 Huron.....		2	1	11									
22 Kent.....			1	18							2		
23 Lambton.....		2	2	8					2				
24 Lanark.....	4			65									
25 Leeds.....			2	83									
26 Lennox.....			1	13			1				1		
27 Lincoln.....	2	1	2	118				2			6	1	
28 Middlesex.....			2	19									
29 Northumberland.....			3	88									
30 Norfolk.....			2	61									
31 Ontario.....	1			25							2		
32 Oxford.....				57									
33 Peel.....	2			70									
34 Perth.....	1			23	2								
35 Peterboro.....	1	1		48									
36 Prescott.....	1		1	9									
37 Prince Edward.....	2		2	67							2		
38 Renfrew.....				8									
39 Russell.....				2									
40 Simcoe.....	1		1	27									
41 Stormont.....	1		2	11	1						1		
42 Victoria.....				20									
43 Waterloo.....		2		138			1						
44 Wellington.....				34									
45 Welland.....		1	1	39							2		
46 Wentworth.....		13	2	79			1				2		
47 York.....		5	3	170	10					1	2	4	
<b>Total.....</b>	<b>28</b>	<b>77</b>	<b>45</b>	<b>1935</b>	<b>58</b>	<b>9</b>	<b>3</b>	<b>6</b>	<b>10</b>	<b>3</b>	<b>2</b>	<b>39</b>	<b>8</b>

## PROFESSIONS, TRADES AND OCCUPATIONS, 1851-2.

Daguerreotypists.	Dairymen.	Dancing Masters.	Distillers.	Dentists.	Drillers.	Drovers.	Drapers.	Dyers.	Dressmakers and Milliners.	Draftsmen.	Dealers.	Editors.	Engineers.	Engravers.	Exchange and Money Brokers.	Embroiderers.	Edge Tool Makers.
4	5	3	6	3	2	13	15	4	91	2	6	7	65	5	3		3
1	1		4	1			2		78		1	1	44				1
	2	1	1	2			6	3	95		3	2	27	1			
								1	20			1	1			1	
	1			1			2		74			1	13				
			1	1					24		1						
			9	1		1	1		23		1		13	2			
									19				1				
									16				1				
									18				5				
									25				3				
			13	2					17		1		11				2
			1						41				3				
			1	1					22		1		4				
									23				2				
			1						19								
			7	2	2				62				14				
			4						8			2	6				
			2	1					14				5				
			8	2					37				5	2			
			5						9			1	5				
								1	33				15				
									2				5				
			1	2			2		16		1		1				
			3						72				3	5			
			7						7								
			12	1				1	14		1		6				
			8	2					20				4	1			
	2		10	2					52		1		15				
			7	1				1	9				7				
	2		7	2					35				9				
			7						12				2				
			4						3								
								1	8								
1									4				1				
			2	1					58			1	1				
									3								
									8								
			2						11				9				
			7				1		10				1				
			1						10				1				
			13				1		21			2	7				
			15						10				5				
3			1	2					47				16				
			7	1					23				29	1			
4	4	1	9	1					45		3	2	6	1			3
<b>Total.....</b>	<b>18</b>	<b>13</b>	<b>5</b>	<b>188</b>	<b>36</b>	<b>6</b>	<b>23</b>	<b>27</b>	<b>1235</b>	<b>2</b>	<b>20</b>	<b>19</b>	<b>373</b>	<b>18</b>	<b>3</b>	<b>1</b>	<b>7</b>

No. IV.—UPPER CANADA PERSONAL CENSUS,

CITIES, TOWNS AND COUNTIES.	Farmers.	Fanning Mill Manufac- turers.	Farrers.	Finishers.	Fishermen.	Flour Merchants.	Ferry-men.	Forwarders.	Founders.	Fringe makers.	Fullers.	Furnace makers.	Fruiters.
1 Toronto, City.....	82	9	4	4	35	7	4	6	12	1	3	1	7
2 Kingston, “.....	31			2	1	1	2	5	16				1
3 Hamilton, “.....	45							4	7				
4 Bytown.....	40		1					1	1				
5 Loudon.....	50								3				
6 Addington.....	935	4			1				2				
7 Brant.....	1692								8				
8 Bruce.....	429				1								
9 Carleton.....	2758												
10 Dundas.....	1570						3		1				
11 Durham.....	2922		1		3								
12 Elgin.....	2651			1				3	5				
13 Essex.....	1808				10		1				2		
14 Frontenac.....	2043				3			1					
15 Glengarry.....	1988										6		
16 Grey.....	1920				2				2				
17 Grenville.....	1447								2				
18 Haldimand.....	1977							1	1				
19 Halton.....	1651				6								
20 Hastings.....	2898		5	5			2		2		13		
21 Huron.....	2718				3			1	1				
22 Kent.....	2164	3			1			3	4		12		
23 Lambton.....	1627				1		1						
24 Lanark.....	2173		1	1					12				
25 Leeds.....	3258				1				1				
26 Lennox.....	796						1						
27 Lincoln.....	1886				1	1			5				
28 Middlesex.....	3899								1				
29 Northumberland.....	2120	2	6		5				7				
30 Norfolk.....	2031				8				12				
31 Ontario.....	1948	2	1		5								
32 Oxford.....	3602	2							6		1		
33 Peel.....	2463								2				
34 Perth.....	1942												
35 Peterboro.....	1441				1				4				
36 Prescott.....	993								1				
37 Prince Edward.....	1800												
38 Renfrew.....	1154												
39 Russell.....	214				1								
40 Simcoe.....	2848												
41 Stormont.....	1347								1				
42 Victoria.....	1520								2				
43 Waterloo.....	2206			1					4		1		
44 Wellington.....	3212	5							3				
45 Welland.....	1898			1					2				
46 Wentworth.....	2202	1			9				4				
47 York.....	3832	13	2					3	2				
	86224	41	23	12	96	8	14	28	134	1	38	1	8

PROFESSIONS, TRADES AND OCCUPATIONS, 1851-2.

Factory Operators.	Furriers.	Gaolers.	Gas-fitters.	Gardeners.	Gas Lighters.	Goldsmiths.	Grocers.	Grave Diggers.	Gunsmiths.	Glovers.	Grooms.	Glue Makers.	Glass Makers.	Ginger beer Makers.	Hop Growers.	Hoop Makers.	Hatters.	
.....	19	1	5	58	2	1	97	4	6	1	4	1	1	5		6	12	
.....	6		1	11	1	3	45	2	2	3	2			5		2	7	
.....	6		3	33	1	1	29	2	3	1	3			4		3	11	
.....	2	1		3			17	1	1		1			2		2	7	
.....	2			10		1	23	1	1					2		2	4	
.....				1			3										1	
.....				6			31		3								3	
.....																	2	
.....				3			2										2	
.....	2			3			10										1	
.....				4			8										2	
.....	4	1		5			4		1					2			7	
.....				4			9							1			1	
.....																		
.....				1														
.....							15										1	
.....							6		1									
.....							2		1									
.....						1	21		1								10	
.....						6			1								1	
.....							21		1					2			2	
.....																	1	
.....							4		1								1	
.....							16										2	
.....							7											
.....							6		10								4	
.....	6						13		3								3	
.....	1						3		1								2	
.....							5		2									
.....														1			1	
.....							3		1								1	
.....							4										2	
.....							1		1								9	
.....																		
.....																		
.....																		
.....									11									
.....							4										1	
.....																		
.....							4		1								4	
.....							6											
.....							10		2								3	
.....																	6	
.....							8										2	
.....	1								3								1	
.....									1									
.....	6	39	10	9	279	4	7	476	10	53	5	10	1	1	26	5	49	113

No. IV.—UPPER CANADA PERSONAL CENSUS,

CITIES, TOWNS AND COUNTIES.		Harbour Masters.	Hardware Merchants.	Hotel Keepers.	Hostlers.	Honeopathists.	Hunters.	Huxters.	Horticulurists and Florists.	Ice-dealers.	Indian Interpreters.	Inn Keepers.	Jewellers.	Joiners.
1	Toronto, City.....	1	11	7	3	1	1	17	7	2		38	10	64
2	Kingston, “.....		4	2				1	2	1		25	1	27
3	Hamilton, “.....		3	3	5				1	1		46	9	29
4	Bytown.....		2	8	1			1	1	1		5		12
5	London.....			4				1				31	5	43
6	Addington.....						1							7
7	Brant.....				6						1	60		14
8	Bruce.....											5		
9	Carleton.....											19	1	10
10	Dundas.....											13		8
11	Durham.....	1										141		
12	Elgin.....				10		2					40	1	
13	Essex.....			6								25		
14	Frontenac.....						1					17		2
15	Glengarry.....													
16	Grey.....											1		
17	Grenville.....											28	1	
18	Haldimand.....						1					40		
19	Halton.....											31		
20	Hastings.....											70		
21	Huron.....						1		2			18		8
22	Kent.....			2	2							35	1	
23	Lambton.....											12		3
24	Lanark.....				5							23		4
25	Leeds.....											46		
26	Lennox.....											11		11
27	Lincoln.....											61	1	75
28	Middlesex.....			45										
29	Northumberland.....			58								2		
30	Norfolk.....											62	2	25
31	Ontario.....			31			1				1			11
32	Oxford.....				5							48	5	
33	Peel.....	1		2	4							44		
34	Perth.....		7	7								11		3
35	Peterboro.....						1				2			4
36	Prescott.....			3										21
37	Prince Edward.....											21	1	40
38	Renfrew.....											19		
39	Russell.....													
40	Simcoe.....											22		
41	Stormont.....				1							20		7
42	Victoria.....											19		
43	Waterloo.....				12							31		
44	Wellington.....			10										6
45	Welland.....											8	2	34
46	Wentworth.....			6	2							17		31
47	York.....			60	6		4			2		51		12
		3	27	254	62	1	13	20	13	7	4	1216	40	511

PROFESSIONS, TRADES AND OCCUPATIONS, 1851-2.

	Lace Makers.	Labourers.	Land Agents.	Landing Waiters.	Land Surveyors.	Last Makers.	Lathe Makers.	Leather Merchants.	Letter Carriers.	Livery Stable Keepers.	Light House Keepers.	Lithographers.	Lime Burners.	Lock Keepers.	Locksmiths.	Lumber Merchants.	Lumbermen.	Lunatic Asylum Keepers.
.....		1290	4	2	3	2	3	2	3	6	3	2		1		4		
.....		602	2	2	1													
.....		665	2	2	6	1										7		3
.....		582	1	1	4					2	4		4	1		8		
.....		340	1	1		1		4										23
.....	1	1318				1	1											
.....		2283														2		3
.....		183			3													8
.....		2112			2	1										7		16
.....		1258			2									3		3		1
.....		2561			1	4				1				4		15		
.....		1909			4		1			4					1	37		49
.....		1587				2				3	2		1					71
.....		1551				1					1			2		3		52
.....		1795														1		11
.....		706			2	1										1		
.....		1553			3	2												
.....		1980			4	1					1							
.....		1154			2	1								2		19		35
.....		2312			5	1	1						2			12		28
.....		895	1		1	1					1							10
.....		1142			3	1				3						7		15
.....		937	1		2	2	1								3			18
.....		1757																10
.....		2930			1	2										2		31
.....		456	1			1										8		18
.....		1930				2										1		10
.....		2200			1	2				1				3				17
.....		4213			3	3	1				2							4
.....		1862			4	2				3						19		120
.....		2875			4													
.....		3007			4						3					1		1
.....		1638	2		3								2					34
.....		1103			2											7		
.....		1495			3								1					
.....		1213			2	1										7		331
.....		1811				2										3		8
.....		749			1													
.....		616			1											11		48
.....		2207			1	1	2											
.....		1217				2												7
.....		1057			1									7		6		1
.....		1922				2							1		2	1		6
.....		2428														4		
.....		1584			4	2									3	4		
.....		2888			4	1					1			1		6		14
.....		4711	3		9	2	4			1	1					9		8
1	78584	18	8	102	49	14	8	7	32	12	2	12	29	6	211	993		4

## No. IV.—UPPER CANADA PERSONAL CENSUS,

CITIES, TOWNS AND COUNTIES.	Looking glass Makers.	Machinists.	Manufacturers.	Mail Conductors.	Malsters.	Marble Cutters.	Mariners and Sailors.	Masons.	Mathematical Instrument Makers.	Match Makers.	Market Clerks.	Mattress Makers.	Merchants.
1 Toronto, City		16		2	7	3	104	56	2		2	2	215
2 Kingston "	1	2			2	1	167	92			1		64
3 Hamilton "					1		22	57			1		120
4 Bytown		22						30			1		50
5 London		10			1	1	3	15			1		48
6 Addington		31						14					11
7 Brant		8				1	2	40					84
8 Bruce							4						7
9 Carleton		3						17					19
10 Dundas								10					34
11 Durham		99	1			1		53					1
12 Elgin		1	14			1		35					95
13 Essex								17				1	190
14 Frontenac		9				1		28					
15 Glengarry								10					
16 Grey							9	12					
17 Grenville		1	2			1		35					
18 Haldimand		1	2					28					39
19 Halton		9				1		23					73
20 Hastings		9				3		73					
21 Huron								23					27
22 Kent						2		18					51
23 Lambton							27	15					34
24 Lanark			1	1	1			19					63
25 Leeds			6				29	59					29
26 Lennox								14					23
27 Lincoln		16	6				1	68					120
28 Middlesex			4				1	22					43
29 Northumberland		21	4			2		36					141
30 Norfolk		8					57	29					62
31 Ontario		2	1			1	66	36					108
32 Oxford		6						28					9
33 Peel						1		30					55
34 Perth		1					1	20					28
35 Peterboro'							5	21					46
36 Prescott			1			1		11					17
37 Prince Edward			3					37					59
38 Renfrew		1						2					20
39 Russell								2					3
40 Simcoe						1		18					29
41 Stormont			1					23					46
42 Victoria								15		1			69
43 Waterloo			4					91					47
44 Wellington		1						43					63
45 Welland		13	1			1	30	26		1			45
46 Wentworth		20				2		56					72
47 York		10					10	59					
Total	1	320	51	7	21	14	586	1466	2	2	6	3	2359

## PROFESSIONS, TRADES AND OCCUPATIONS, 1851-2.

Miners.	Millwrights.	Millers.	Milkmen.	Moulders.	Musicians.	Music Sellers.	Mill-owners.	Mail Contractors.	Mechanics.	Modelists.	Mineral Water Agents.	Melodion Makers.	Midwives.	Nailers.	News Agents.	Notaries.
1		11	15	5	47	25	4	3			2	1	4	2	6	6
1		3	6	3	12	4	2	2			1	1	2	1	1	1
		5	1		36	1	1	1			1	1	2	1	1	1
		4	10		6	3	1	1			1	1	1	1	1	1
		10	7		42	4	1						1			
		12	19		3											
17		17	22		14	4		1								
		1	1						1							1
		7	11			1										1
		2	8			1				1						
																1
	53	11			10	1	1			3						1
	60	16			12	1		16								1
	23	1														2
	17	7			1								1			
			10					1								
		3	12		1			1								
		5	23		6											
15		11	23		1			4					1			
		21	29		13	1										
53		48			19											
		6	19		2											
		9	32		3	1	3			8						
	1	1	8		1			1								
	1	6	75		1											
		22	34		24										4	
		5	8		8											
		13	39													
		11	42							6						
		34	44		10			1					1			
		19	34		17	1										
		20			3	1	1									
		24	46		10			1		4						
		7	55		7											
		4	17		2											
		5	26		3					3						
		2	14		1											
		13	31		5					1				1		
		2	13													
		2	3													
		12	26					3								
		3	11		2			2								
2		4	10		10									1		
		17	61		16	2				1						1
		11	42		1	1										
		15	47		6	1		2								1
		12	48		15											1
		21	100		3	1	5			2				3		
Total	244	498	1083	9	337	92	19	28	16	22	4	5	2	17	9	19

## No. IV.—UPPER CANADA PERSONAL CENSUS,

CITIES, TOWNS AND COUNTIES.	Nursery and Seedsmen.	Oculists and Aurists.	Opticians.	Oil Cloth Manufacturer.	Organ Builders.	Oil Manufacturer.	Overseers.	Organists.	Painters.	Paper Makers.	Pail Makers.	Patent Leather Dressers.	Paper Hangers.
1 Toronto, City.....	4	1	1	1	2		3		80	1	3	2	4
2 Kingston, ".....	2					1	2		39		1	1	
3 Hamilton, ".....	2				2		1		40		1		
4 Bytown.....	1						1		11				
5 London.....	1						1		29		1		
6 Addington.....									6				
7 Brant.....	2								38				
8 Bruce.....							1						
9 Carleton.....									3				
10 Dundas.....							1				1		
11 Durham.....									18		1		
12 Elgin.....									24				
13 Essex.....	2								10				
14 Frontenac.....									3				
15 Glengarry.....									9				
16 Grey.....							1						
17 Grenville.....									9				
18 Haldimand.....							1		9				
19 Halton.....									17	1			
20 Hastings.....									23	2			
21 Huron.....									9				
22 Kent.....									3				
23 Lambton.....							1		4				
24 Lanark.....													
25 Leeds.....									21		3		
26 Lennox.....									1				
27 Lincoln.....							1	1	36				
28 Middlesex.....									9				
29 Northumberland.....									17	10			
30 Norfolk.....									11		1		
31 Ontario.....			1						17				
32 Oxford.....									18				
33 Peel.....							1		12				
34 Perth.....									2				
35 Peterboro'.....									9				
36 Prescott.....									3				
37 Prince Edward.....									23				
38 Renfrew.....													
39 Russell.....							1		2				
40 Simcoe.....									9		1		
41 Stormont.....									2				
42 Victoria.....									1				
43 Waterloo.....	2						1		16		1		
44 Wellington.....	1												
45 Welland.....									16				
46 Wentworth.....									19	10			
47 York.....	4						4		22	20	4		
	22	2	1	1	4	1	20	1	641	44	18	3	4

## PROFESSIONS, TRADES AND OCCUPATIONS, 1851-2.

Pedlars.	Pensioners.	Plasterers.	Piano-Forte Manufacturers.	Publishers.	Policemen.	Postmasters.	Poulterers.	Potash Manufacturers.	Physicians and Surgeons.	Plumbers and Glaziers.	Plate Workers.	Printers.	Provision Merchants.	Pump Makers.	Plough Makers.	Potters.	Pilots.				
11	13	41	4	2	11	1	4	4	25	7	2	133	3	2	1	4					
7		20		1	6	1	1	1	15	1	1	29	6	2	2		4				
16	8	18		2	7	1	1	2	21	4	1	39		1	1						
3	1	15			4	1	1	1	17			15		1	1		4				
	3	23			2	1		2	10	1	1	16	3	1	1						
		1							7			3									
5		14				12			10			7									
						8		9	7												
						2			3												
						5		1	4								1				
5		3				7			6												
8	1	9				7		6	4			1									
4		11				12		1	7			5									
4	102	1				3		1	2			12									
		1				3		1	2			1									
1		3				7		1	6			1									
2		4				7		1	9	1		1									
2	29	8				9		6	3			3									
6	1	4				13		4	4			12									
11	5	8				20			2			2									
7		3				16		1	7			7									
4	3					15		1	4												
5		4				9		2	3			7									
		1				3		3	2			1									
1		6				7		3	1			9									
4		9				20			8			11									
2						10		2	6			3									
11	4					9		1	10			21									
11	20	4				21		1	4			2									
		11				10		1	9			14									
8						8			15			10									
2		2				9		1	16			7									
11		15				12		2	3			15									
8	2	7				8		2	9			4									
2	1	1				9		1	6												
4		3				7	3		7			5									
		1				4		4	4												
						10			11			7									
1						14		1	2												
						3			4												
6	25	3				22		2	6			4									
5		2				4						5									
6		8				6		1													
10		8				31		1	10			6									
1		7				4		1	4			13									
7	1	1				8		1	10			1									
16		9				4			14												
22	7	2				1	6	25	8	10		5									
240	257	288				4	6	42	398	18	84	382		14	5	436	12	56	122	66	11

No. IV.—UPPER CANADA PERSONAL CENSUS,

CITIES, TOWNS AND COUNTIES.		Publishers.	Phrenologists.	Private Means.	Railroad Contractors.	Railroad Agents.	Rake Makers.	Road Inspectors.	Road Contractors.	Rope Makers.	Servants, Males.	Servants, Females.	Seamstresses.	Seed Merchants.
1	Toronto, City.....	2	1	155	4	7	1	1	4	151	352	1264	59	1
2	Kingston, ".....	1		30	3	1		1	4	6	140	543	40	
3	Hamilton, ".....			50	6	1		1	2	8	69	430	38	
4	Bytown.....			23	1	1		1	1		43	392	16	
5	London.....			20	1	1	3	1	3		14	76	17	
6	Addington.....			10			1				8	89		
7	Brant.....			3						2	27	258		
8	Bruce.....										6	17		
9	Carleton.....			1							216	274	4	
10	Dundas.....			1		1					53	74	1	
11	Durham.....			30						1	202	528		
12	Elgin.....			28					1		4	188	10	
13	Essex.....			91							124	316		
14	Frontenac.....			4							172	331	1	
15	Glengarry.....			9							11	137		
16	Grey.....			1							23	189		
17	Grenville.....			6		2			1		157	322		
18	Haldimand.....			9	2						55	125	14	
19	Halton.....			7						1	19	124	1	
20	Hastings.....			32				1			57	321		
21	Huron.....			7	1						23	83	1	
22	Kent.....			22							1	36		
23	Lambton.....			10						1	8	18		
24	Lanark.....			16				1			94	189		
25	Leeds.....			28							54	373		
26	Lennox.....			14			1				34	51		
27	Lincoln.....			60	1						58	228		
28	Middlesex.....			10					1		59	209		
29	Northumberland.....			95						1	35	715		
30	Norfolk.....			27				1			25	174		
31	Ontario.....			17							30	218	4	
32	Oxford.....			48					1			353		
33	Peel.....			14							1	570	15	
34	Perth.....			8	1						14	65	1	
35	Peterboro.....			22			2				47	143		
36	Prescott.....			7							94	234	63	
37	Prince Edward.....			11						6	32	41		
38	Renfrew.....			7							53	99		
39	Russell.....			5							18	27		
40	Simcoe.....			30							94	205	2	
41	Stormont.....			11					1		37	103	1	
42	Victoria.....			7					3		30	158		
43	Waterloo.....			48		1					95	194		
44	Wellington.....			10							132	298		
45	Welland.....			10					1	1	11	44	26	
46	Wentworth.....			11							219	495	14	
47	York.....			48	4	2	4	1	6	4	130	953	3	
		3	1	1116	24	14	18	9	28	182	3180	12274	331	1

PROFESSIONS, TRADES AND OCCUPATIONS, 1851-2.

Sausage Makers.	Sack Makers.	Sail Makers.	Saddlers and Harness Makers.	Sawyers.	Sextons.	Silk Manufacturers.	Scythe Makers.	Scale Makers.	Sifters.	Shipwrights.	Ship Chandlers.	Shingle Makers.	Sculptors.	Shirt Makers.	Ship Builders.	Spade Makers.	Soap Makers.
3	4	4	47	9	1	1	2	4	1	21	5		2	8	4	4	13
	2	5	23	8						18	1				2	2	2
2	2	2	24	22		1	1	1		1			1	3	6	1	6
	1	1	24	8				1						1	3	1	5
			21	1													
			13	18												1	
			22	22								3					
	1		4	2			1										
			7	2								1					
			26	9	1							1					
			44	77	1		1					9					2
			14	2		1				1	1	4					1
			2	21						11		1					
	1		13	1						17		1					
			4	4						11		1					
			13	5						17		1					
			23	56		1				1						1	
			7	34						1		6					
			50	41						3		3					
			8	8						4		3					
			17	30		2		1		4		3					
			6	8													3
	2		18	14						12		1				5	
			37	14						6							
			3	2				1									
			25	16						14							
			13	19								2	1				
			37	54						10							5
			22	105						4		6					
	1		30	61						4		6					
			32	32						4		2	1				
			25	27						4		8					
			6	10								2					
	1		17	24						1		2					
			7	8								4					
			3	8						5		4					
			1	1						1							
			13	20	1							1					
	2		12	1													
			8	8								2					
			30	23								9					
	3		11	5								2					
			27	25						15		1					
			22	42								3					
			49	82	3	1	1	1	1	6	1	10	1		2	1	
7	26	15	873	881	7	6	6	9	4	171	9	93	6	12	23	12	39






NO. IV.—UPPER CANADA PERSONAL CENSUS

CITIES, TOWNS AND COUNTIES.	Telegraph Operators.	Tinkers.	Toll Bar Keepers.	Tray Makers.	Trunk Makers.	Traders.	Turners.	Turnkeys.	Twiners.	Tailoresses.	Taxidermists.	Umbrella Makers.	Undertakers.	Upholsterers.	Varnishers.
1 Toronto, City	3	2	1	4	16	16	4	3	86	1	2	2	18	3	
2 Kingston, "	2	3	2	2	8	1	1	1	10	1	1	2	4	1	
3 Hamilton, "	1	1	1	3	4	1	1	1	1	1	1	1	8	1	
4 Bytown	1	1	1	1	3	4	1	1	2	1	1	1	1	1	
5 London	1	1	1	1	4	4	1	1	2	1	1	1	1	1	
6 Addington			1		1				5						
7 Brant			4		4										
8 Bruce		1			6				4						
9 Carleton		1	1	1	1	2									
10 Dundas	1	1	2		1				3						
11 Durham			2	1	13	3									
12 Elgin			4		1	1			6						
13 Essex		1			2	1			1	1					
14 Frontenac	1		1		9				3						
15 Glengarry			1		4				2	1					
16 Grey			1		3	3			1						
17 Grenville			4	1	1				2	1					
18 Haldimand	1		5		1				1						
19 Halton		1	4		6	4						1			
20 Hastings			1		3	1									
21 Huron			1		2				3						
22 Kent			1	1	1	1							1		
23 Lambton					1				1						
24 Lanark			2		1	1			1						
25 Leeds			3												
26 Lennox			1		1	1			1						
27 Lincoln	1		1		1								1		
28 Middlesex			8		8	2			3						
29 Northumberland			4	1		4							2		
30 Norfolk			1	1	5				4						
31 Ontario		1	1	1	6	4			1						
32 Oxford			9		8	6			1						
33 Peel			2		2	2									
34 Perth			2						6			1			
35 Peterboro'			1		5										
36 Prescott	1		1		3	1			1						
37 Prince Edward			1												
38 Penfrew					4										
39 Russell					2	1			1						
40 Simcoe		1	2		1				1						
41 Stormont	1		1	1	2	1									
42 Victoria			1		3										
43 Waterloo	1		1		1	9									
44 Wellington					4										
45 Welland			1		1				9						
46 Wentworth			9		3	3			6						
47 York	2		14		1	6			4			1			
Total	16	13	101	3	18	155	87	7	4	171	2	8	8	35	6

PROFESSIONS, TRADES AND OCCUPATIONS, 1851-2.

Veterinary Surgeons.	Victualers.	Vinegar Makers.	Waggon Makers.	Weigh Masters.	Well Diggers.	Wine Merchants.	Wireworks.	Wool Merchants.	Wool Sorters.	Wharfingers.	Wheelwrights.	Whitewashers and Plasterers.	Whip Makers.	Washerwomen.	Weavers.	Wooden Ware Merchants.	Warehouse Keepers.	
4	4	1	11	2	1	4	2	1	3	6	5	6	1	19	15	2	13	
1	2	1	6	1	1	1	1	1	2	4	6	6	1	14	3	2	8	
1	1	1	16	1	1	1	1	2	1	1	3	1	1	19	5	2	8	
1		1	1	1	1	1	1	1	2	1	4	1	1	11	4	1	4	
1			26	1	1			1			2	1	1	3	3		2	
			6								3			1	21			
3	2		17		1						14		1	2	21			
	1	1	2								4	1		2	68	2		
			3						1		3	1		3	3			
2			3								3			1	54			
			68		1			1	1		16			3	40			
	1		26								4	1	1	39	22			
			3	1							9				25			
1			3	1							5				48			
			1								2		1		16			
	1		23								3			9	15			
			19		1						11			1	45			
		1	35								2	1	1		20			
			19								21			8	27			
			3								7	1		9	29			
			19											2	19			
			3											2	5			
			19									1		5	318			
1	1		41								14	1			67			
			10								4				17			
			34								13			3	1	16		
			87		1						4			1	2	51		
			31								10				3	15		
			50	1							18				3	54		
			47								11	1		3	69			
			11								4				26			
			10								4				3	34		
											2		1		23			
1											9			2	33			
				1							2	1		1	11			
														1	2			
			16								22	1		1	81			
											10				12			
1			10		1						2	1		1	42			
			80		2						4			2	128			
			17								10	1			3	48		
			34								15				30			
			42								15			12	1	29		
4	1		36	3	1					1	7		3	83	1	4	103	
Total	23	17	7	860	12	11	6	5	38	18	23	38	37	28	186	1738	6	27



---

APPENDIX  
TO  
CENSUS OF CANADA,  
No. 8.

~~~~~  
LOWER CANADA.

*Professions, Trades and Occupations.*

---



No. IV.—LOWER CANADA PERSONAL CENSUS, PROFESSIONS, TRADES AND OCCUPATIONS.  
PUBLIC, JUDICIAL AND MUNICIPAL OFFICERS.

| CITIES.        | Archbishops, Catholic. | Bishops, Catholic. | Bishops, Protestant. | Vicars, General. | Bishops, Officials. | Chief Justices. | Judges. | Judges of Vice Admiralty Court. | Mayors. | Sheriffs. | Aldermen and City Councillors. | City Treasurers. | Coroners. | Prothonotaries. | Clerks of the Crown. | High Constables. | Chiefs of Police. | Deputy Sheriffs. | City Surveyors. | Inspectors of Fire Department. |
|----------------|------------------------|--------------------|----------------------|------------------|---------------------|-----------------|---------|---------------------------------|---------|-----------|--------------------------------|------------------|-----------|-----------------|----------------------|------------------|-------------------|------------------|-----------------|--------------------------------|
| Montreal ..... | 2                      | 1                  | 6                    | 1                | 1                   | 6               | 1       | 1                               | 1       | 1         | 20                             | 1                | 2         | 3               | 1                    | 1                | 1                 | 1                | 1               | 1                              |
| Quebec .....   | 1                      | 1                  | 6                    | 1                | 1                   | 1               | 5       | 1                               | 1       | 1         | 20                             | 1                | 2         | 3               | 1                    | 1                | 1                 | 1                | 1               | 1                              |

\* Three Rivers also returns a Judge of the Superior Court.

| DISTRICTS.                    | COUNTIES.                   | Circuit Judges.   | County Registrars. | Coroners. | Sheriffs. | Prothonotaries. | Clerks of the Crown. | Clerks of the Peace. | Crown Lands Agents. |   |
|-------------------------------|-----------------------------|-------------------|--------------------|-----------|-----------|-----------------|----------------------|----------------------|---------------------|---|
| District of Quebec.....       | Bellechasse .....           | 1                 |                    |           |           |                 |                      |                      | 3                   |   |
|                               | Dorchester .....            | 2                 |                    |           |           |                 |                      |                      | 1                   |   |
|                               | Dorchester .....            | 1                 |                    |           |           |                 |                      |                      | 1                   |   |
|                               | L'Islet.....                | 1                 |                    |           |           |                 |                      |                      | 1                   |   |
|                               | Lotbinière .....            | 1                 |                    |           |           |                 |                      |                      | 1                   |   |
|                               | Montmorency .....           | 2                 |                    |           |           |                 |                      |                      | 1                   |   |
|                               | Mégantic .....              | 1                 |                    |           |           |                 |                      |                      | 2                   |   |
|                               | Portneuf .....              | 2                 |                    |           |           |                 |                      |                      | 1                   |   |
| District of Three Rivers .... | Quebec .....                | 1                 |                    |           |           |                 |                      |                      | 1                   |   |
|                               | Saguenay .....              | 2                 |                    |           |           |                 |                      |                      | 2                   |   |
|                               | Champlain .....             |                   |                    |           |           |                 |                      |                      |                     |   |
|                               | Drummond .....              |                   |                    |           |           |                 |                      |                      |                     |   |
|                               | St. Maurice .....           |                   |                    | 1         | 1         | 1               | 1                    |                      | 1                   |   |
|                               | Nicolet .....               |                   |                    |           |           |                 |                      |                      | 1                   |   |
| District of Montreal .....    | Yamaska .....               |                   |                    |           |           |                 |                      |                      |                     |   |
|                               | Beauharnois .....           | 1                 |                    |           |           |                 |                      |                      | 1                   |   |
|                               | Berthier .....              | 1                 |                    |           |           |                 |                      |                      | 1                   |   |
|                               | Chambly .....               | 1                 |                    |           |           |                 |                      |                      | 1                   |   |
|                               | Huntingdon .....            | 1                 |                    |           |           |                 |                      |                      | 1                   |   |
|                               | Leinster .....              | 1                 |                    |           |           |                 |                      |                      | 1                   |   |
|                               | Montreal .....              | 3                 |                    |           |           |                 |                      |                      | 1                   |   |
|                               | Missisquoi .....            | 1                 |                    |           |           |                 |                      |                      | 1                   |   |
|                               | Ottawa .....                | 1                 |                    |           |           |                 |                      |                      | 6                   |   |
|                               | Richelieu .....             | 1                 |                    |           |           |                 |                      |                      |                     |   |
|                               | Rouville .....              | 1                 |                    |           |           |                 |                      |                      |                     |   |
|                               | St. Hyacinthe .....         | 1                 |                    |           |           |                 |                      |                      |                     |   |
|                               | Shefford .....              | 1                 |                    |           |           |                 |                      |                      |                     |   |
| Two Mountains .....           | 1                           |                   |                    |           |           |                 |                      | 1                    |                     |   |
| District of St. Francis.....  | Terrebonne .....            | 1                 |                    |           |           |                 |                      |                      |                     |   |
|                               | Vaudreuil .....             | 1                 |                    |           |           |                 |                      |                      |                     |   |
|                               | Verchères .....             | 1                 |                    |           |           |                 |                      |                      |                     |   |
|                               | Sherbrooke .....            | 1                 | 1                  | 1         | 1         | 1               | 1                    |                      | 1                   |   |
|                               | Staufstead .....            | 1                 |                    |           |           |                 |                      |                      |                     |   |
|                               | District of Gaspé.....      | Bonaventure ..... | 1                  | 1         | 1         | 1               | 1                    | 1                    |                     | 1 |
|                               |                             | Gaspé .....       | 1                  | 1         | 1         | 1               | 1                    | 1                    |                     | 1 |
|                               | District of Kamouraska..... | Kamouraska .....  | 1                  | 1         | 1         | 1               | 1                    | 1                    |                     | 1 |
| Rimouski .....                |                             | 2                 |                    |           |           |                 |                      |                      | 3                   |   |

No. IV.—LOWER CANADA PERSONAL CENSUS

| CITIES AND COUNTIES. | Accountants. | Agents Generals and Insurance. | Architects. | Artists. | Auctioneers. | Axe Makers. | Ale and Porter Merchants. | Bankers. | Bakers. | Bailiffs. | Barristers and Attorneys. | Barbers and Hair-dressers. |
|----------------------|--------------|--------------------------------|-------------|----------|--------------|-------------|---------------------------|----------|---------|-----------|---------------------------|----------------------------|
| 1 City of Montreal   | 7            | 60                             | 4           | 4        | 10           | 1           | 3                         | 6        | 125     | 18        | 86                        | 11                         |
| 2 City of Quebec     | 5            | 40                             | 6           | 1        | 10           |             |                           | 5        | 133     | 10        | 80                        | 5                          |
| 3 Beauharnois        |              | 1                              |             |          | 1            |             |                           |          | 16      | 9         | 5                         |                            |
| 4 Bellechasse        |              |                                | 1           |          |              |             |                           |          | 5       | 8         | 1                         |                            |
| 5 Berthier           |              |                                |             |          |              |             |                           |          | 13      | 8         | 11                        |                            |
| 6 Bonaventuro        |              |                                |             |          |              |             |                           |          |         |           | 2                         |                            |
| 7 Chambly            |              | 6                              |             | 2        |              |             |                           |          | 21      | 10        |                           | 5                          |
| 8 Champlain          |              | 1                              |             |          |              |             |                           |          | 4       | 2         |                           |                            |
| 9 Dorchester         |              |                                |             |          |              |             |                           |          | 18      | 14        | 2                         |                            |
| 10 Drummond          |              | 1                              |             |          |              |             |                           |          | 2       | 1         |                           |                            |
| 11 Gaspé             |              |                                |             |          |              |             |                           |          |         | 1         | 2                         |                            |
| 12 Huntingdon        |              | 1                              |             | 1        |              |             |                           |          | 16      | 10        |                           | 1                          |
| 13 Kamouraska        |              |                                | 1           |          |              |             |                           |          | 2       | 9         | 3                         |                            |
| 14 Leinster          |              |                                | 1           |          |              |             |                           |          | 9       | 7         | 3                         |                            |
| 15 L'Islet           |              |                                | 1           |          |              |             |                           |          | 7       | 7         | 1                         |                            |
| 16 Lotbinière        |              |                                |             |          |              |             |                           |          | 3       | 7         |                           |                            |
| 17 Megantic          |              |                                |             |          |              |             |                           |          | 3       | 3         |                           |                            |
| 18 Missisquoi        |              | 2                              | 1           | 3        |              |             |                           |          | 1       | 5         | 2                         |                            |
| 19 Montmorency       |              |                                |             |          |              |             |                           |          |         |           |                           |                            |
| 20 Montreal          |              |                                |             |          |              |             |                           |          | 22      | 10        | 7                         |                            |
| 21 Nicolet           |              |                                | 4           |          |              |             |                           |          | 9       | 8         | 2                         |                            |
| 22 Ottawa            |              | 3                              |             |          |              |             |                           |          | 8       | 6         | 3                         |                            |
| 23 Portneuf          |              |                                |             | 1        |              |             |                           |          | 15      | 3         | 1                         |                            |
| 24 Quebec            |              |                                |             |          |              |             |                           |          |         |           | 15                        |                            |
| 25 Richelieu         |              | 3                              |             |          |              |             |                           |          | 10      | 9         | 7                         | 1                          |
| 26 Rimouski          |              |                                |             |          |              |             |                           |          | 3       | 9         |                           |                            |
| 27 Rouville          |              | 1                              |             | 1        |              |             |                           |          | 11      | 15        | 4                         |                            |
| 28 Saguenay          |              | 4                              |             |          |              |             |                           |          | 7       | 7         |                           |                            |
| 29 St. Maurice       |              |                                |             |          |              |             |                           |          | 44      | 10        |                           | 1                          |
| 30 St. Hyacinthe     |              | 2                              | 1           | 1        |              |             |                           |          | 26      | 12        | 8                         | 2                          |
| 31 Shefford          |              | 2                              |             |          |              |             |                           |          | 4       | 5         | 2                         |                            |
| 32 Sherbrooke        |              | 3                              |             | 2        |              | 1           |                           |          | 5       | 4         | 12                        | 3                          |
| 33 Stanstead         |              | 1                              |             | 2        |              |             |                           |          |         | 5         | 2                         |                            |
| 34 Terrebonne        |              |                                |             |          | 1            |             |                           |          | 25      | 12        | 4                         |                            |
| 35 Two Mountains     |              |                                |             |          |              |             |                           |          | 6       | 9         | 2                         |                            |
| 36 Val-d'Audouville  |              | 1                              |             |          |              |             |                           |          | 10      | 11        | 3                         |                            |
| 37 Verchères         |              |                                |             |          |              |             |                           |          | 7       | 4         | 1                         | 1                          |
| 38 Yamaska           |              |                                |             |          |              |             |                           |          | 3       | 5         | 2                         |                            |
|                      | 12           | 132                            | 20          | 18       | 22           | 2           | 3                         | 11       | 590     | 273       | 273                       | 30                         |

PROFESSIONS, TRADES AND OCCUPATIONS, 1851-2.

|  | Basket Makers. | Bar Keepers. | Book-binders. | Booksellers and Stationers. | Bellows Makers. | Book-keepers. | Boot and Shoemakers. | Bell hangers. | Boarding House Keepers. | Blacksmiths. | Block Makers. | Boiler Makers. | Brick Makers. | Bricklayers. | Brewers. | Brokers. | Broom Makers. | Brass Founders. |
|--|----------------|--------------|---------------|-----------------------------|-----------------|---------------|----------------------|---------------|-------------------------|--------------|---------------|----------------|---------------|--------------|----------|----------|---------------|-----------------|
|  |                | 13           | 24            | 27                          | 1               | 19            | 406                  | 4             | 23                      | 133          | 3             | 17             | 3             | 30           | 13       | 8        | 4             |                 |
|  |                | 9            | 16            | 9                           |                 | 14            | 320                  | 2             | 34                      | 131          | 21            | 4              | 2             | 19           | 13       | 7        |               |                 |
|  |                |              |               |                             |                 |               | 132                  |               |                         | 143          | 3             |                |               | 3            | 3        |          |               |                 |
|  |                |              |               |                             |                 |               | 70                   |               |                         | 50           |               |                |               |              |          |          |               |                 |
|  |                |              |               |                             |                 |               | 80                   |               |                         | 114          |               |                |               |              |          |          |               |                 |
|  |                |              |               |                             |                 |               | 16                   |               |                         | 25           | 2             |                |               |              |          |          |               |                 |
|  |                |              |               |                             |                 |               | 75                   |               |                         | 113          |               |                |               |              | 2        |          |               |                 |
|  | 5              |              |               |                             |                 |               | 33                   |               |                         | 39           |               |                |               |              |          |          |               |                 |
|  |                |              |               |                             |                 |               | 94                   |               | 2                       | 144          |               |                |               |              |          |          |               |                 |
|  |                |              |               |                             |                 |               | 42                   |               |                         | 33           |               |                |               |              | 1        |          |               |                 |
|  |                |              |               |                             |                 |               | 23                   |               |                         | 17           |               |                |               |              |          |          |               |                 |
|  |                |              |               |                             |                 |               | 90                   |               |                         | 135          |               |                |               |              | 1        | 1        |               |                 |
|  |                |              |               |                             |                 |               | 77                   |               |                         | 76           |               |                |               |              |          |          |               |                 |
|  |                |              |               |                             |                 |               | 108                  |               |                         | 95           |               |                |               |              | 3        |          |               |                 |
|  |                |              |               |                             |                 |               | 58                   |               |                         | 65           |               |                |               |              |          |          |               |                 |
|  |                |              |               |                             |                 |               | 41                   |               |                         | 58           |               |                |               | 2            |          |          |               |                 |
|  |                |              |               |                             |                 |               | 22                   |               |                         | 20           |               |                |               |              |          |          |               |                 |
|  |                |              |               |                             |                 |               | 60                   |               |                         | 55           |               |                |               | 3            |          |          |               |                 |
|  |                |              |               |                             |                 |               | 40                   |               |                         | 38           |               |                |               |              |          |          |               |                 |
|  |                |              |               |                             |                 |               | 54                   |               |                         | 70           |               |                |               | 7            | 20       |          |               |                 |
|  |                |              |               |                             |                 |               | 63                   |               |                         | 61           |               |                |               |              |          |          |               |                 |
|  |                |              |               |                             |                 |               | 97                   |               |                         | 67           |               |                |               |              |          |          |               |                 |
|  |                |              |               |                             |                 |               | 45                   |               |                         | 63           |               |                |               | 2            |          |          |               |                 |
|  |                |              |               |                             |                 |               |                      |               |                         | 30           |               |                |               |              |          |          |               |                 |
|  |                |              |               |                             |                 |               | 91                   |               |                         | 62           |               | 7              |               | 6            | 1        |          |               |                 |
|  |                |              |               |                             |                 |               | 57                   |               |                         | 74           |               |                |               |              |          |          |               |                 |
|  |                |              |               |                             |                 |               | 111                  |               |                         | 127          |               | 7              |               |              |          |          |               |                 |
|  |                |              |               |                             |                 |               | 41                   |               |                         | 72           |               |                |               |              |          |          |               |                 |
|  |                |              |               |                             |                 |               | 100                  |               | 2                       | 90           |               |                |               | 4            | 1        |          |               |                 |
|  |                |              |               |                             |                 |               | 129                  |               |                         | 121          |               |                |               | 3            |          |          |               |                 |
|  | 1              |              |               |                             |                 |               | 54                   |               |                         | 52           |               |                | 1             |              |          |          |               |                 |
|  |                |              |               |                             |                 |               | 90                   |               |                         | 73           |               |                |               | 7            | 3        |          |               |                 |
|  | 4              |              |               |                             |                 |               | 42                   |               | 3                       | 54           |               |                |               |              |          |          |               |                 |
|  |                |              |               |                             |                 |               | 69                   |               |                         | 94           |               |                |               |              |          |          |               |                 |
|  |                |              |               |                             |                 |               | 76                   |               |                         | 86           |               |                | 1             | 1            |          |          |               |                 |
|  |                |              |               |                             |                 |               | 64                   |               |                         | 66           |               |                |               |              |          |          |               |                 |
|  |                |              |               |                             |                 |               | 60                   |               |                         | 62           |               |                |               |              |          |          |               |                 |
|  |                |              |               |                             |                 |               | 39                   |               |                         | 32           |               |                |               |              |          |          |               | 1               |
|  | 10             | 22           | 40            | 36                          | 1               | 33            | 3069                 | 6             | 64                      | 2840         | 29            | 35             | 7             | 87           | 61       | 16       | 5             |                 |

No. IV.—LOWER CANADA PERSONAL CENSUS,

| CITIES AND COUNTIES. | Brush Makers. | Builders. | Butchers. | Boatmen. | Band-Box Makers. | Blacking Makers. | Boat Builders. | Cabinet Makers. | Carpenters. | Carriage Makers. | Carters. | Carvers and Gilders. |
|----------------------|---------------|-----------|-----------|----------|------------------|------------------|----------------|-----------------|-------------|------------------|----------|----------------------|
| 1 City of Montreal   | 5             | 36        | 130       |          | 3                | 1                | 9              | 81              | 237         | 22               | 250      | 23                   |
| 2 City of Quebec     |               | 27        | 60        |          | 2                |                  | 18             | 87              | 838         | 61               | 459      | 21                   |
| 3 Beauharnois        |               |           | 11        |          |                  |                  |                | 11              | 71          | 8                | 14       |                      |
| 4 Bellechasse        |               |           | 3         |          |                  |                  |                | 2               | 17          |                  | 5        |                      |
| 5 Berthier           |               |           | 6         |          |                  |                  | 1              |                 | 19          | 10               | 12       |                      |
| 6 Bonaventure        |               |           |           |          |                  |                  |                |                 | 42          | 1                |          | 1                    |
| 7 Chambly            |               |           | 37        |          |                  |                  |                |                 | 191         |                  | 38       |                      |
| 8 Champlain          |               |           |           |          |                  |                  |                |                 | 12          | 7                | 15       |                      |
| 9 Dorchester         |               | 1         | 12        |          |                  |                  |                | 2               | 95          |                  | 39       |                      |
| 10 Drummond          |               |           | 2         |          |                  |                  |                | 1               | 67          | 1                |          |                      |
| 11 Gaspé             |               |           |           |          |                  |                  |                |                 | 84          |                  |          |                      |
| 12 Huntingdon        |               |           | 13        |          |                  |                  |                | 4               | 28          | 10               | 7        |                      |
| 13 Kamouraska        |               |           | 2         |          |                  |                  |                | 1               | 47          | 1                | 4        |                      |
| 14 Leinster          |               |           | 13        |          |                  |                  |                | 4               | 37          |                  | 16       |                      |
| 15 L'Islet           |               |           | 1         | 2        |                  |                  |                |                 | 55          | 20               | 18       |                      |
| 16 Lotbinière        |               |           | 2         |          |                  |                  |                |                 | 15          | 8                |          |                      |
| 17 Mégantic          |               |           |           |          |                  |                  |                | 1               | 12          |                  | 1        |                      |
| 18 Missisquoi        |               |           | 2         |          |                  |                  |                | 24              | 83          |                  |          |                      |
| 19 Montmorency       |               |           |           |          |                  |                  |                |                 | 2           |                  |          |                      |
| 20 Montreal          |               |           | 11        |          |                  |                  |                | 13              | 62          |                  | 47       |                      |
| 21 Nicolet           |               |           | 7         |          |                  |                  |                | 1               | 15          |                  | 7        |                      |
| 22 Ottawa            |               |           | 8         |          |                  |                  |                | 4               | 99          |                  |          |                      |
| 23 Portneuf          |               |           | 2         |          |                  |                  |                | 1               | 44          |                  | 3        |                      |
| 24 Quebec            |               |           | 55        |          |                  |                  |                |                 | 20          |                  | 64       |                      |
| 25 Richelieu         |               |           | 7         |          |                  |                  |                | 3               | 29          |                  | 22       |                      |
| 26 Rouville          |               |           | 1         |          |                  |                  |                |                 | 41          | 10               | 2        |                      |
| 27 Rimouski          |               |           | 13        |          |                  |                  |                | 8               | 18          |                  |          |                      |
| 28 Saguenay          |               |           | 1         |          |                  |                  |                |                 | 10          |                  |          |                      |
| 29 St. Maurice       |               |           | 25        | 1        |                  |                  |                |                 |             |                  | 41       |                      |
| 30 St. Hyacinthe     |               |           | 12        |          |                  |                  |                | 5               | 22          |                  | 24       |                      |
| 31 Sherbrooke        |               |           | 5         |          |                  |                  |                | 5               | 70          | 3                |          |                      |
| 32 Shefford          |               |           | 4         |          |                  |                  |                | 26              | 101         |                  | 3        |                      |
| 33 Stanstead         |               |           | 2         |          |                  |                  |                | 9               | 25          | 14               |          |                      |
| 34 Terrebonne        |               |           | 11        | 1        |                  |                  |                | 3               | 31          | 18               | 20       |                      |
| 35 Two Mountains     |               |           | 4         |          |                  |                  |                | 3               | 85          | 1                | 6        |                      |
| 36 Vaudreuil         |               |           | 9         |          |                  |                  |                | 3               | 24          | 10               | 16       |                      |
| 37 Verchères         |               |           | 2         |          |                  |                  |                |                 | 3           | 7                | 6        |                      |
| 38 Yamaska           |               |           | 1         |          |                  |                  |                | 9               | 6           |                  | 2        |                      |
|                      | 5             | 64        | 474       | 4        | 5                | 1                | 28             | 311             | 2657        | 212              | 1241     | 45                   |

PROFESSIONS, TRADES AND OCCUPATIONS, 1851-2.

| Carriers. | Cards and Fullers. | Caulkers. | Chandlers. | Civil Engineers. | Chair Makers. | Chemists, Druggists and Apothecaries. | China and Glass Dealers. | Clerks. | Confectioners. | Clothiers. | Cloth Cleaners. | Cloth Manufacturers. | Clock and Watch Makers. | Collectors. | Coal Merchants. | Coppersmiths. | Commission Merchants. |   |    |
|-----------|--------------------|-----------|------------|------------------|---------------|---------------------------------------|--------------------------|---------|----------------|------------|-----------------|----------------------|-------------------------|-------------|-----------------|---------------|-----------------------|---|----|
|           |                    | 4         | 8          | 5                | 9             | 10                                    | 7                        | 454     | 21             |            |                 |                      | 13                      | 5           |                 | 3             | 7                     |   |    |
|           |                    | 50        | 4          | 3                | 7             | 8                                     | 6                        | 710     | 32             |            |                 |                      | 21                      | 6           |                 | 2             | 5                     |   |    |
| 2         | 4                  |           |            |                  | 2             | 2                                     |                          | 59      |                | 5          |                 |                      |                         | 6           |                 |               |                       |   |    |
|           | 7                  |           |            |                  |               |                                       |                          | 14      |                | 5          |                 |                      |                         |             |                 |               |                       |   |    |
|           | 9                  |           |            |                  |               |                                       |                          | 40      |                |            |                 |                      |                         |             |                 |               |                       |   |    |
| 3         |                    | 1         |            |                  |               |                                       |                          | 14      |                |            |                 |                      |                         | 4           |                 |               |                       |   |    |
|           | 6                  |           |            |                  |               |                                       |                          | 41      | 1              |            |                 |                      |                         | 2           |                 |               |                       |   |    |
|           |                    | 1         |            |                  |               |                                       |                          | 17      |                |            |                 |                      |                         |             |                 |               |                       |   |    |
|           | 8                  | 9         |            |                  |               |                                       |                          | 46      |                |            |                 | 1                    |                         | 5           |                 |               |                       |   |    |
|           |                    |           |            |                  |               |                                       |                          | 30      |                |            |                 |                      |                         |             |                 |               |                       |   |    |
|           |                    |           |            |                  |               |                                       |                          | 21      |                |            |                 |                      |                         |             | 1               |               |                       |   |    |
| 1         |                    |           |            |                  |               |                                       |                          | 40      |                | 1          |                 |                      |                         | 9           |                 |               |                       |   |    |
| 1         | 3                  |           |            |                  |               |                                       |                          | 17      |                |            |                 |                      |                         | 2           |                 |               |                       |   |    |
|           | 3                  | 1         |            |                  |               |                                       |                          | 43      |                |            |                 |                      |                         |             |                 |               |                       |   |    |
|           | 4                  |           |            |                  |               |                                       |                          | 17      |                |            |                 |                      |                         |             |                 |               |                       |   |    |
|           | 4                  | 1         |            |                  |               |                                       |                          | 20      |                |            |                 |                      |                         | 3           |                 |               |                       |   |    |
|           | 7                  | 1         |            |                  |               |                                       |                          | 9       |                |            |                 |                      |                         | 1           |                 |               |                       |   |    |
|           | 1                  |           |            |                  |               |                                       |                          | 21      |                | 7          |                 |                      |                         |             |                 |               |                       |   |    |
|           |                    |           |            |                  |               |                                       |                          |         |                |            |                 |                      |                         |             |                 |               |                       |   |    |
|           | 2                  |           |            |                  |               |                                       |                          | 20      |                |            |                 |                      |                         | 3           |                 |               |                       |   |    |
|           | 1                  |           |            |                  |               |                                       |                          | 18      |                | 2          |                 |                      |                         | 2           |                 |               |                       |   |    |
|           |                    |           |            |                  |               |                                       |                          | 64      |                |            |                 |                      |                         |             |                 |               |                       |   |    |
|           |                    |           |            |                  |               |                                       |                          | 10      |                |            |                 |                      |                         | 3           |                 |               |                       |   |    |
|           |                    |           |            |                  |               |                                       |                          | 25      |                |            |                 |                      |                         |             |                 |               |                       |   |    |
|           | 10                 |           |            |                  |               |                                       |                          | 22      |                |            |                 |                      |                         | 3           |                 |               |                       |   |    |
|           | 3                  |           |            |                  |               |                                       |                          | 28      |                |            |                 |                      |                         | 3           | 1               |               |                       |   |    |
|           |                    |           |            |                  |               |                                       |                          | 22      |                |            |                 |                      |                         | 1           |                 |               |                       |   |    |
|           |                    |           |            |                  |               |                                       |                          | 47      |                |            |                 |                      |                         | 1           |                 |               |                       |   |    |
|           |                    |           |            |                  |               |                                       |                          | 25      |                | 5          |                 |                      |                         | 7           |                 |               |                       |   |    |
|           | 1                  |           |            |                  |               |                                       |                          | 60      |                | 3          |                 |                      | 1                       | 7           |                 |               |                       |   |    |
|           |                    |           |            |                  |               |                                       |                          | 15      |                | 7          |                 |                      |                         | 2           |                 |               |                       |   |    |
| 1         |                    |           |            |                  |               |                                       |                          | 15      | 1              |            |                 | 2                    |                         |             |                 |               |                       |   |    |
|           |                    | 5         |            |                  |               |                                       |                          | 31      |                | 2          |                 |                      |                         | 2           |                 |               |                       |   |    |
|           |                    | 4         |            |                  |               |                                       |                          | 57      |                | 1          |                 |                      |                         | 1           |                 |               |                       |   |    |
|           |                    | 3         |            |                  |               |                                       |                          | 20      |                |            |                 |                      |                         |             |                 |               |                       |   |    |
|           |                    |           |            |                  |               |                                       |                          | 18      |                |            |                 |                      |                         |             |                 |               |                       |   |    |
|           |                    |           |            |                  |               |                                       |                          |         |                |            |                 |                      |                         |             |                 |               |                       |   |    |
|           | 8                  | 94        |            |                  | 72            | 12                                    | 8                        | 24      | 26             | 13         | 2222            | 76                   | 38                      | 6           | 4               | 99            | 19                    | 5 | 12 |



No. IV.—LOWER CANADA PERSONAL CENSUS.

Table with 12 columns: CITIES AND COUNTIES, Comb Makers, Constables, Contractors, Cordwainers, Customs Collectors, Coopers, Choppers, Cullers, Carriage Trimmers, Cooks, Cork Manufacturers, Cheese Makers. Rows list various locations from Montreal, City to Yamaska.

PROFESSIONS, TRADES AND OCCUPATIONS, 1851-2.

Table with 17 columns: Carpet Makers, Customs Officers, Coal-Burners, Daguereotypists, Dairymen, Dancing Masters, Distillers, Dentists, Drillers, Drovers, Drapers, Dyers, Dressmakers and Milliners, Draftsmen, Dealers, Editors, Engineers, Engravers. Rows show counts for various professions across different locations.

No. IV.—LOWER CANADA PERSONAL CENSUS,

| CITIES AND COUNTIES.   | Exchange and Money Brokers. | Embroiderers. | Edge Tool Makers. | Fanning Mill Manufacturers. | Farmers. | Farmers. | Finishers. | Fishermen. | Flour Merchants. | Ferry-men. | Florists. | Forwarders. |
|------------------------|-----------------------------|---------------|-------------------|-----------------------------|----------|----------|------------|------------|------------------|------------|-----------|-------------|
| 1 Montreal, City ..... | 1                           | 1             | 2                 |                             | 19       | 5        | 17         | 1          | 5                |            |           | 18          |
| 2 Quebec, City .....   |                             |               | 2                 |                             | 4        | 5        | 12         |            | 5                |            |           |             |
| 3 Beauharnois .....    |                             |               |                   |                             | 4437     |          |            |            |                  |            |           |             |
| 4 Bellechasse .....    |                             |               |                   |                             | 1756     |          |            |            |                  |            |           |             |
| 5 Berthier .....       |                             |               |                   | 2                           | 3750     | 1        |            |            |                  |            |           |             |
| 6 Bonaventure .....    |                             |               |                   |                             | 1162     |          |            | 222        |                  |            |           |             |
| 7 Chambly .....        |                             |               |                   |                             | 1330     |          |            |            |                  |            |           |             |
| 8 Champlain .....      |                             |               |                   |                             | 1672     |          |            |            |                  | 1          |           |             |
| 9 Dorchester .....     |                             |               |                   |                             | 4420     |          |            |            |                  |            |           |             |
| 10 Drummond .....      |                             |               |                   |                             | 2342     |          |            |            |                  |            |           |             |
| 11 Gaspé .....         |                             |               |                   |                             | 742      |          |            | 910        |                  | 1          |           |             |
| 12 Huntingdon .....    |                             |               |                   |                             | 3737     |          |            |            |                  | 1          |           |             |
| 13 Kamouraska .....    |                             |               |                   |                             | 1381     |          |            |            |                  |            |           |             |
| 14 Leinster .....      |                             |               |                   |                             | 3056     |          |            | 4          |                  | 1          |           |             |
| 15 L'Islet .....       |                             |               |                   |                             | 1629     |          |            | 96         |                  |            |           |             |
| 16 Lotbinière .....    |                             |               |                   | 1                           | 1845     | 1        |            |            |                  |            |           |             |
| 17 Megantic .....      |                             |               |                   |                             | 2168     |          |            |            |                  |            |           |             |
| 18 Missisquoi .....    |                             |               |                   |                             | 1461     |          |            |            |                  |            |           |             |
| 19 Montmorency .....   |                             |               |                   |                             | 900      |          |            |            |                  |            |           |             |
| 20 Montreal .....      |                             |               |                   | 2                           | 1056     | 2        |            |            |                  |            |           |             |
| 21 Nicolet .....       |                             |               |                   |                             | 2166     |          |            |            |                  | 2          |           |             |
| 22 Ottawa .....        |                             |               |                   |                             | 2215     |          |            |            |                  |            |           |             |
| 23 Portneuf .....      |                             |               |                   | 1                           | 2441     |          |            |            |                  |            |           |             |
| 24 Quebec .....        |                             |               |                   |                             | 1384     | 1        |            |            |                  |            |           |             |
| 25 Richelieu .....     |                             |               |                   |                             | 2381     |          |            | 7          |                  | 5          |           |             |
| 26 Rimouski .....      |                             |               |                   |                             | 1889     |          |            | 1          |                  |            |           |             |
| 27 Rouville .....      |                             |               |                   |                             | 2879     |          |            | 1          |                  | 3          |           |             |
| 28 Saguenay .....      |                             |               |                   |                             | 2320     |          |            |            |                  |            |           |             |
| 29 St, Maurice .....   |                             |               |                   |                             | 2334     |          |            |            |                  |            |           |             |
| 30 St. Hyacinthe ..... |                             |               |                   |                             | 3097     |          |            |            |                  |            |           |             |
| 31 Shefford .....      |                             |               |                   |                             | 2205     |          |            |            |                  |            |           |             |
| 32 Sherbrooke .....    |                             |               |                   |                             | 2249     |          |            |            |                  |            |           |             |
| 33 Stanstead .....     |                             |               |                   |                             | 1841     |          |            |            |                  |            |           |             |
| 34 Terrebonne .....    |                             |               |                   |                             | 2439     |          |            |            |                  |            |           |             |
| 35 Two Mountains ..... |                             |               |                   |                             | 2560     |          |            |            |                  |            |           |             |
| 36 Vaudreuil .....     |                             |               |                   |                             | 2047     |          |            |            |                  | 4          |           |             |
| 37 Verchères .....     |                             |               |                   |                             | 1316     |          |            |            |                  |            |           |             |
| 38 Yamaska .....       |                             |               |                   |                             | 1604     |          |            |            |                  |            |           |             |
|                        | 1                           | 1             | 5                 | 6                           | 78264    | 15       | 29         | 1242       | 10               | 18         | ....      | 18          |

PROFESSIONS, TRADES AND OCCUPATIONS, 1851-2.

|     | Founders. | Fire Engine Manufacturers. | Furnace makers. | Fruiterers. | Factory Operators. | Fishing Tackle Makers. | Furriers. | Fancy Storekeepers. | Gaolers. | Gas-fitters. | Gardeners. | Glaziers. | Goldsmiths. | Grocers. | Grave Diggers. | Gunsmiths. | Glovers. | Grooms. |    |     |    |
|-----|-----------|----------------------------|-----------------|-------------|--------------------|------------------------|-----------|---------------------|----------|--------------|------------|-----------|-------------|----------|----------------|------------|----------|---------|----|-----|----|
| 36  |           | 1                          |                 | 3           |                    | 1                      | 16        | 7                   | 1        | 2            | 53         | 6         | 2           | 279      | 5              | 5          | ...      | 9       |    |     |    |
| 28  |           | 1                          | 1               | 2           |                    | 1                      | 17        | 3                   | 1        | 2            | 26         | 5         | 4           | 247      | 4              | 5          | ...      | 13      |    |     |    |
| 3   |           |                            |                 |             |                    |                        | 1         |                     |          |              | 4          |           |             | 1        |                | 1          | ...      |         |    |     |    |
| 7   |           |                            |                 |             |                    |                        | 5         |                     |          |              |            |           |             |          |                |            | ...      |         |    |     |    |
|     |           |                            |                 |             |                    |                        |           |                     | 1        |              |            |           |             |          |                |            | ...      |         |    |     |    |
| 2   |           |                            |                 |             |                    |                        |           |                     |          |              | 2          |           |             |          |                |            | ...      |         |    |     |    |
|     |           |                            |                 |             |                    |                        |           |                     |          |              | 2          |           |             |          |                |            | ...      |         |    |     |    |
| 2   |           |                            |                 |             |                    |                        |           |                     | 1        |              |            |           |             |          |                |            | ...      |         |    |     |    |
|     |           |                            |                 |             |                    |                        |           |                     |          |              | 4          |           |             |          |                |            | ...      |         |    |     |    |
| 2   |           |                            |                 |             |                    |                        |           |                     | 1        |              |            |           |             |          |                | 1          | ...      |         |    |     |    |
| 3   |           |                            |                 |             |                    |                        |           |                     |          |              |            |           |             |          |                | 1          | ...      |         |    |     |    |
| 2   |           |                            |                 |             |                    |                        |           |                     |          |              |            |           |             |          |                | 4          | ...      |         |    |     |    |
| 1   |           |                            |                 |             |                    |                        |           |                     |          |              |            |           |             |          |                |            | ...      |         |    |     |    |
|     |           |                            |                 |             |                    |                        |           |                     |          |              |            |           |             |          |                |            | ...      |         |    |     |    |
| 1   |           |                            |                 |             |                    |                        |           |                     |          |              |            |           |             |          |                |            | ...      |         |    |     |    |
| 2   |           |                            |                 |             |                    |                        |           |                     |          |              |            |           |             |          |                |            | ...      |         |    |     |    |
| 6   |           |                            |                 |             |                    |                        |           |                     |          |              |            |           |             |          |                |            | ...      |         |    |     |    |
|     |           |                            |                 |             |                    |                        |           |                     |          |              |            |           |             |          |                |            | ...      |         |    |     |    |
| 1   |           |                            |                 |             |                    |                        |           |                     |          |              |            |           |             |          | 1              |            | ...      |         |    |     |    |
| 3   |           |                            |                 |             |                    |                        |           | 7                   |          |              |            |           |             |          |                |            | ...      |         |    |     |    |
| 1   |           |                            |                 |             |                    |                        |           |                     |          | 1            |            |           |             |          |                |            | ...      |         |    |     |    |
| 3   |           |                            |                 |             |                    |                        |           |                     |          |              | 1          |           |             |          |                |            | ...      |         |    |     |    |
|     |           |                            |                 |             |                    |                        |           |                     |          |              |            |           |             |          |                |            | ...      |         |    |     |    |
| 1   |           |                            |                 |             |                    |                        |           |                     |          |              | 1          |           |             |          |                |            | ...      |         |    |     |    |
|     |           |                            |                 |             |                    |                        |           |                     |          |              |            |           |             |          | 1              |            | ...      |         |    |     |    |
| 1   |           |                            |                 |             |                    |                        |           |                     |          |              |            |           |             |          |                |            | ...      |         |    |     |    |
|     |           |                            |                 |             |                    |                        |           |                     |          |              |            |           |             |          |                |            | ...      |         |    |     |    |
|     |           |                            |                 |             |                    |                        |           |                     |          |              |            |           |             |          |                |            | ...      |         |    |     |    |
| 103 | 2         | 1                          | 5               |             |                    |                        |           | 7                   | 2        | 41           | 10         | 6         | 4           | 142      | 11             | 6          | 529      | 9       | 21 | ... | 22 |

No. IV.—LOWER CANADA PERSONAL CENSUS,

| CITES AND COMTES.  |              |               |                     |             |              |              |          |                  |                     |                |           |                |
|--------------------|--------------|---------------|---------------------|-------------|--------------|--------------|----------|------------------|---------------------|----------------|-----------|----------------|
|                    | Glue Makers. | Glass Makers. | Ginger beer Makers. | Geologists. | Hop Growers. | Hoop Makers. | Hatters. | Harbour Masters. | Hardware Merchants. | Hotel Keepers. | Hostlers. | Homeopathists. |
| 1 City of Montreal | 2            |               | 3                   | 1           |              | 4            | 15       | 1                | 25                  | 15             | 7         | 2              |
| 2 City of Quebec   | 1            |               | 3                   |             |              | 2            | 9        | 1                | 10                  | 39             | 9         | 1              |
| 3 Beauharnois      |              |               |                     |             |              |              | 1        |                  |                     | 1              |           |                |
| 4 Bellechasse      |              |               |                     |             |              |              |          |                  |                     | 1              |           |                |
| 5 Berthier         |              |               |                     |             |              |              |          |                  |                     |                |           |                |
| 6 Bonaventure      |              |               |                     |             |              |              | 1        |                  |                     |                |           |                |
| 7 Chambly          |              |               |                     |             |              |              |          |                  |                     |                |           |                |
| 8 Champlain        |              |               |                     |             |              |              |          |                  |                     |                |           |                |
| 9 Dorchester       |              |               |                     |             |              |              | 1        |                  |                     |                |           |                |
| 10 Drummond        |              |               |                     |             |              |              |          |                  |                     |                |           |                |
| 11 Gaspé           |              |               |                     |             |              |              |          |                  |                     |                |           |                |
| 12 Huntingdon      |              |               |                     |             |              |              |          |                  |                     | 1              |           |                |
| 13 Kamouraska      |              |               |                     |             |              |              |          |                  |                     | 3              |           |                |
| 14 Leinster        |              |               |                     |             |              |              |          |                  |                     |                |           |                |
| 15 L'Islet         |              |               |                     |             |              |              | 1        |                  |                     | 2              |           |                |
| 16 Lotbinière      |              |               |                     |             |              |              |          |                  |                     |                |           |                |
| 17 Megantic        |              |               |                     |             |              |              |          |                  |                     |                |           |                |
| 18 Missisquoi      |              |               |                     |             |              |              | 1        |                  |                     |                |           |                |
| 19 Montmorency     |              |               |                     |             |              |              |          |                  |                     |                |           |                |
| 20 Montreal        |              |               |                     |             |              |              |          |                  |                     |                |           |                |
| 21 Nicolet         |              |               |                     |             |              |              |          |                  |                     |                |           |                |
| 22 Ottawa          |              |               |                     |             |              |              |          |                  |                     |                |           |                |
| 23 Portneuf        |              |               |                     |             |              |              |          |                  |                     |                |           |                |
| 24 Quebec          |              |               |                     |             |              |              |          |                  |                     |                |           |                |
| 25 Richelieu       |              |               |                     |             |              |              | 13       |                  |                     |                |           |                |
| 26 Rimouski        |              |               |                     |             |              |              |          |                  |                     | 3              |           |                |
| 27 Rouville        |              |               |                     |             |              |              | 5        |                  |                     |                |           |                |
| 28 Saguenay        |              |               |                     |             |              |              | 7        |                  |                     |                |           |                |
| 29 St. Maurice     |              |               |                     |             |              |              | 1        |                  |                     | 9              |           |                |
| 30 St. Hyacinthe   |              |               |                     |             |              |              | 9        |                  |                     | 4              |           |                |
| 31 Shefford        |              |               |                     |             |              |              |          |                  |                     | 1              |           |                |
| 32 Sherbrooke      |              |               |                     |             |              |              |          |                  |                     |                |           |                |
| 33 Stanstead       |              |               |                     |             | 1            | 1            |          | 3                |                     | 2              |           |                |
| 34 Terrebonne      |              |               |                     |             |              |              |          |                  |                     |                |           |                |
| 35 Two Mountains   |              |               |                     |             |              |              |          |                  |                     | 3              |           |                |
| 36 Vaudreuil       |              |               | 1                   |             |              |              |          |                  |                     |                |           |                |
| 37 Verchères       |              |               |                     |             |              |              | 1        |                  |                     |                | 1         |                |
| 38 Yamaska         |              |               |                     |             |              |              |          |                  |                     |                |           |                |
|                    | 3            | 1             | 6                   | 2           | 1            | 6            | 68       | 2                | 35                  | 83             | 17        | 3              |

PROFESSIONS, TRADES AND OCCUPATIONS, 1851-2.

|  | Hunters. | Huxters. | Horticulturists. | Inn Keepers. | Indian Missionaries. | Indian Interpreters. | Ice-dealers. | Jewellers. | Jobbers. | Joiners. | Lace Makers. | Labourers. | Land Agents. | Landing Waiters. | Land Surveyors. | Last Makers. | Lathe Makers. | Leather Merchants. |
|--|----------|----------|------------------|--------------|----------------------|----------------------|--------------|------------|----------|----------|--------------|------------|--------------|------------------|-----------------|--------------|---------------|--------------------|
|  |          | 30       | 1                | 58           |                      |                      | 2            | 19         | 7        | 215      |              | 1251       | 4            | 4                | 9               | 2            |               | 6                  |
|  |          | 24       |                  | 51           |                      |                      |              | 3          | 6        | 610      |              | 1242       | 2            | 5                | 19              | 2            |               | 7                  |
|  | 1        |          |                  | 22           |                      |                      |              |            |          | 79       |              | 210        |              | 4                | 2               |              |               |                    |
|  |          |          |                  | 2            |                      |                      |              |            |          | 100      |              | 1405       |              |                  | 1               |              |               |                    |
|  |          |          |                  | 3            |                      |                      |              |            |          | 127      |              | 3591       |              | 1                | 2               |              | 1             |                    |
|  | 15       |          |                  | 1            |                      |                      |              |            |          | 19       |              | 1007       |              | 1                |                 |              |               |                    |
|  |          |          |                  | 26           |                      |                      |              |            |          | 77       |              | 1714       |              | 1                | 3               | 1            |               |                    |
|  |          |          |                  | 2            |                      |                      |              |            |          |          |              | 1713       |              |                  |                 |              |               |                    |
|  |          |          |                  | 2            |                      |                      |              | 2          | 6        | 182      |              | 3116       |              | 2                | 2               |              | 2             |                    |
|  |          |          |                  | 6            |                      |                      |              |            |          |          |              | 1231       |              | 1                |                 |              |               |                    |
|  |          |          |                  |              |                      |                      |              |            |          |          |              | 513        |              |                  | 1               |              |               |                    |
|  |          |          |                  | 15           |                      |                      |              |            |          | 123      |              | 4637       |              |                  | 1               |              |               |                    |
|  |          |          |                  |              |                      |                      |              |            |          | 96       |              | 1466       |              |                  | 1               |              | 1             |                    |
|  | 1        |          |                  | 1            |                      |                      |              |            |          | 241      |              | 2532       |              |                  | 3               |              |               |                    |
|  | 9        |          |                  |              |                      |                      |              |            |          | 129      |              | 1938       |              |                  |                 |              |               |                    |
|  |          |          |                  |              |                      |                      |              |            |          | 57       |              | 1153       |              |                  | 3               |              | 1             |                    |
|  |          |          |                  |              |                      |                      |              |            |          | 6        |              | 690        |              |                  | 4               |              |               |                    |
|  |          |          |                  |              |                      |                      |              |            |          | 6        |              | 1089       |              | 3                | 2               |              |               |                    |
|  |          |          |                  |              |                      |                      |              |            |          | 46       |              | 970        |              |                  |                 |              |               |                    |
|  |          |          |                  |              |                      |                      |              |            |          | 164      |              | 1468       |              | 1                | 3               |              |               |                    |
|  |          |          |                  |              |                      |                      |              |            |          | 81       |              | 1499       |              |                  | 2               |              |               |                    |
|  |          |          |                  |              |                      |                      |              |            |          | 15       |              | 1437       |              | 1                |                 |              |               |                    |
|  |          |          |                  |              |                      |                      |              |            |          | 77       |              | 1431       |              |                  | 1               |              |               |                    |
|  |          |          |                  |              |                      |                      |              |            |          |          |              | 1942       |              |                  |                 |              |               |                    |
|  |          |          |                  |              |                      |                      |              |            |          | 6        |              | 2101       |              |                  | 2               |              |               |                    |
|  |          |          |                  |              |                      |                      |              |            |          | 105      |              | 1801       |              |                  | 1               |              |               |                    |
|  |          |          |                  |              |                      |                      |              |            |          | 51       |              | 1801       |              | 1                |                 |              |               |                    |
|  | 2        |          |                  |              |                      |                      |              |            |          | 193      |              | 1801       |              |                  |                 |              |               |                    |
|  |          |          |                  |              |                      |                      |              |            |          | 52       |              | 2100       |              |                  | 2               |              |               |                    |
|  | 6        |          |                  |              |                      |                      |              |            |          | 162      |              | 1694       |              |                  | 1               |              |               |                    |
|  | 6        |          |                  |              |                      |                      |              |            |          | 244      |              | 1949       |              |                  | 3               |              |               |                    |
|  |          |          |                  |              |                      |                      |              |            |          | 9        |              | 924        |              |                  |                 |              |               | 1                  |
|  |          |          |                  |              |                      |                      |              |            |          | 20       |              | 1872       |              |                  | 1               |              |               | 2                  |
|  |          |          |                  |              |                      |                      |              |            |          | 14       |              | 1669       |              | 1                | 1               |              |               |                    |
|  |          |          |                  |              |                      |                      |              |            |          | 42       |              | 1679       |              | 2                | 2               |              |               |                    |
|  |          |          |                  |              |                      |                      |              |            |          | 15       |              | 2037       |              |                  | 1               |              |               |                    |
|  |          |          |                  |              |                      |                      |              |            |          | 7        |              | 2469       |              |                  |                 |              | 1             |                    |
|  |          |          |                  |              |                      |                      |              |            |          | 151      |              | 1125       |              | 1                | 3               |              |               |                    |
|  |          |          |                  |              |                      |                      |              |            |          | 99       |              | 1390       |              |                  | 1               |              |               |                    |
|  |          |          |                  |              |                      |                      |              |            |          | 18       |              | 1138       |              | 1                |                 |              |               |                    |
|  |          |          |                  |              |                      |                      |              |            |          |          |              |            |              |                  |                 |              |               |                    |
|  |          |          |                  |              |                      |                      |              |            |          | 43       |              |            |              |                  |                 |              |               |                    |
|  |          |          |                  |              |                      |                      |              |            |          |          |              |            |              |                  |                 |              |               |                    |
|  | 83       | 54       | 1                | 384          |                      |                      |              | 2          | 24       | 20       | 3923         | 63365      | 6            | 30               | 76              | 5            | 9             | 13                 |

No. IV.—LOWER CANADA PERSONAL CENSUS

| CITIES AND COUNTIES.     | Letter Carriers. | Livery Stable Keepers. | Light House Keepers. | Lithographers. | Lime Burners. | Lock Keepers. | Locksmiths. | Lumber Merchants. | Lumbermen. | Lunatic Asylum Keepers. | Looking glass Makers. | Machinists. |
|--------------------------|------------------|------------------------|----------------------|----------------|---------------|---------------|-------------|-------------------|------------|-------------------------|-----------------------|-------------|
| 1 City of Montreal ..... | 3                | 4                      | 1                    | 3              | 1             | 14            | 10          | 1                 | 9          |                         |                       |             |
| 2 City of Quebec .....   | 3                | 4                      |                      |                |               | 1             | 13          | 5                 | 7          |                         |                       |             |
| 3 Beauharnois .....      |                  |                        |                      |                |               | 4             |             |                   |            |                         |                       | 2           |
| 4 Beloeuchasse .....     |                  |                        |                      |                |               |               |             |                   |            |                         |                       |             |
| 5 Berthier .....         |                  |                        |                      |                |               |               |             |                   |            |                         |                       |             |
| 6 Bonaventure .....      |                  |                        |                      |                |               |               | 1           |                   | 55         |                         |                       |             |
| 7 Chambly .....          |                  |                        |                      |                |               | 3             |             |                   | 3          |                         |                       |             |
| 8 Champlain .....        |                  |                        |                      |                |               |               |             |                   |            |                         |                       |             |
| 9 Dorchester .....       |                  |                        |                      |                |               |               |             |                   | 5          |                         |                       |             |
| 10 Drummond .....        |                  |                        |                      |                |               |               | 2           | 62                |            |                         |                       |             |
| 11 Gaspé .....           |                  |                        |                      |                |               |               |             | 1                 |            |                         |                       | 5           |
| 12 Huntingdon .....      |                  |                        |                      |                |               |               |             |                   |            |                         |                       |             |
| 13 Kamouraska .....      |                  |                        |                      |                |               |               |             | 1                 |            |                         |                       |             |
| 14 Leinster .....        |                  |                        |                      |                |               |               |             |                   |            |                         |                       |             |
| 15 L'Islet .....         |                  |                        | 1                    |                |               |               |             |                   |            |                         |                       |             |
| 16 Lotbinière .....      |                  |                        |                      |                |               |               |             |                   | 33         |                         |                       |             |
| 17 Mégantic .....        |                  |                        |                      |                |               |               |             |                   | 15         |                         |                       |             |
| 18 Missisquoi .....      |                  |                        |                      |                |               |               |             |                   | 3          |                         |                       |             |
| 19 Montmorency .....     |                  |                        |                      |                |               |               |             |                   | 5          |                         |                       |             |
| 20 Montreal .....        |                  |                        |                      |                |               | 2             |             |                   | 5          |                         |                       |             |
| 21 Nicolet .....         |                  |                        |                      |                |               |               |             |                   | 1          |                         |                       |             |
| 22 Ottawa .....          |                  |                        |                      |                |               |               |             | 436               |            |                         |                       |             |
| 23 Portneuf .....        |                  |                        |                      |                |               |               |             |                   |            |                         |                       |             |
| 24 Quebec .....          |                  |                        |                      |                |               |               |             |                   |            |                         |                       |             |
| 25 Richelieu .....       |                  |                        |                      |                |               |               |             | 1                 |            |                         |                       |             |
| 26 Rimouski .....        |                  |                        | 3                    |                |               |               |             |                   |            |                         |                       |             |
| 27 Rouville .....        |                  |                        |                      |                |               |               |             |                   |            |                         |                       | 1           |
| 28 Saguenay .....        |                  |                        | 1                    |                |               |               |             |                   |            |                         |                       |             |
| 29 St. Maurice .....     |                  |                        |                      |                |               |               | 4           |                   |            |                         |                       |             |
| 30 St. Hyacinthe .....   |                  |                        |                      |                |               | 1             |             |                   |            |                         |                       |             |
| 31 Shefford .....        |                  |                        |                      |                |               |               |             |                   | 2          |                         |                       |             |
| 32 Sherbrooke .....      |                  |                        |                      |                |               |               |             |                   | 1          |                         |                       |             |
| 33 Stanstead .....       |                  |                        |                      |                |               |               |             |                   | 2          |                         |                       | 2           |
| 34 Terrebonne .....      |                  |                        |                      |                |               |               |             |                   |            |                         |                       |             |
| 35 Two Mountains .....   |                  |                        |                      |                |               | 5             | 1           |                   | 1          |                         |                       |             |
| 36 Vaudreuil .....       |                  |                        |                      |                |               |               |             | 274               |            |                         |                       |             |
| 37 Verchères .....       |                  |                        |                      |                |               |               |             |                   |            |                         |                       |             |
| 38 Yamaska .....         |                  |                        |                      |                |               |               |             | 60                |            |                         |                       |             |
|                          | 6                | 8                      | 5                    | 1              |               | 18            | 3           | 36                | 974        | 2                       |                       | 26          |

PROFESSIONS, TRADES AND OCCUPATIONS, 1851-2.

| Manufacturers. | Mail Conductors. | Malsters. | Marble Cutters. | Mariners and Sailors. | Masons. | Mathematical Instrument Makers. | Match Makers. | Market Clerks. | Matrass Makers. | Merchants. | Millwrights. | Millers. | Milkmen. | Moulders. | Musicians. | Music Sellers. | Mill-owners. |
|----------------|------------------|-----------|-----------------|-----------------------|---------|---------------------------------|---------------|----------------|-----------------|------------|--------------|----------|----------|-----------|------------|----------------|--------------|
| 3              | 2                | 4         | 2               | 34                    | 117     |                                 | 3             | 3              | 5               | 209        | 16           | 14       | 18       | 22        | 7          | 3              |              |
| 2              | 2                | 3         | 1               | 194                   | 169     | 1                               |               | 3              | 3               | 265        | 3            |          | 45       | 37        | 4          | 2              |              |
|                |                  |           |                 | 15                    | 66      |                                 |               |                |                 | 92         | 6            | 31       |          |           |            | 1              |              |
|                |                  |           |                 | 58                    | 15      |                                 |               |                |                 | 52         |              | 9        |          |           |            |                |              |
| 2              |                  |           |                 | 13                    | 24      |                                 |               |                |                 | 87         | 4            | 34       |          | 2         |            |                |              |
|                |                  |           |                 | 26                    | 9       |                                 |               |                |                 | 23         | 1            | 9        |          |           |            |                |              |
|                |                  |           |                 | 30                    | 33      |                                 |               |                |                 | 25         |              | 10       |          | 1         |            |                |              |
|                |                  |           |                 |                       | 12      |                                 |               |                |                 | 38         |              | 16       |          |           |            |                |              |
|                |                  |           |                 |                       | 1       |                                 |               |                |                 |            | 2            | 34       |          | 4         |            |                |              |
|                |                  |           |                 |                       |         |                                 |               |                |                 |            | 2            | 22       |          |           |            |                |              |
|                |                  |           |                 | 45                    | 5       |                                 |               |                |                 | 22         | 5            | 3        |          |           |            |                |              |
|                |                  |           |                 |                       | 56      |                                 |               |                |                 | 68         | 1            | 15       |          | 2         | 1          |                |              |
|                |                  |           |                 |                       | 10      |                                 |               |                |                 | 48         |              | 10       |          |           |            |                |              |
|                |                  |           |                 | 2                     | 16      |                                 |               |                |                 |            | 2            | 49       |          |           |            |                |              |
|                |                  | 1         |                 | 85                    | 19      |                                 |               |                |                 | 50         | 1            | 17       |          |           |            |                |              |
|                |                  |           |                 | 78                    | 10      |                                 |               |                |                 |            | 3            | 15       |          |           |            |                |              |
|                |                  |           |                 |                       |         |                                 |               |                |                 |            | 1            | 32       |          |           |            |                |              |
|                |                  |           |                 |                       | 6       |                                 |               |                |                 |            | 7            | 14       |          | 12        |            |                |              |
|                |                  |           |                 |                       | 22      |                                 |               |                |                 |            |              | 15       |          |           |            |                |              |
|                |                  |           |                 | 26                    | 17      |                                 |               |                |                 | 101        |              | 6        |          |           |            |                |              |
| 3              |                  |           |                 | 21                    | 2       |                                 |               |                |                 | 54         | 2            | 19       |          |           |            |                |              |
|                |                  |           |                 | 6                     | 14      |                                 |               |                |                 |            | 8            | 17       |          | 1         |            |                |              |
|                |                  |           |                 | 183                   | 13      |                                 |               |                |                 |            | 6            | 12       |          |           |            |                |              |
|                |                  |           |                 | 37                    |         |                                 |               |                |                 |            | 31           | 19       |          |           |            |                |              |
|                |                  |           |                 |                       | 20      |                                 |               |                |                 |            | 1            | 14       |          |           |            | 1              |              |
|                |                  |           |                 |                       | 9       |                                 |               |                |                 |            | 35           | 19       |          |           |            |                |              |
|                | 4                |           |                 | 22                    | 28      |                                 | 2             |                |                 |            |              | 14       |          |           |            |                |              |
|                |                  |           |                 |                       | 4       |                                 |               |                |                 |            | 39           | 3        |          |           |            |                |              |
|                |                  |           |                 |                       | 51      |                                 |               |                |                 |            | 125          | 1        |          |           |            |                |              |
|                |                  |           |                 | 4                     | 44      |                                 |               |                |                 |            | 59           | 1        | 21       |           | 16         |                |              |
|                |                  |           |                 |                       | 15      |                                 |               |                |                 |            | 27           | 10       | 22       |           | 9          |                |              |
|                |                  |           |                 |                       | 1       |                                 |               |                |                 |            | 3            | 3        | 1        |           |            |                |              |
| 3              |                  |           |                 | 1                     | 16      |                                 |               |                |                 |            |              | 3        | 28       |           | 1          |                |              |
|                |                  |           |                 | 1                     | 6       |                                 |               |                |                 |            |              | 3        | 19       |           |            | 4              |              |
| 2              |                  |           |                 |                       | 45      |                                 |               |                |                 |            | 43           |          | 19       |           |            |                |              |
|                |                  |           |                 | 1                     | 18      |                                 |               |                |                 |            | 37           | 2        | 27       |           |            |                |              |
|                |                  |           |                 | 7                     | 12      |                                 |               |                |                 |            | 68           |          | 4        |           |            |                |              |
|                |                  |           |                 | 3                     | 14      |                                 |               |                |                 |            | 29           |          | 20       |           |            |                |              |
|                |                  |           |                 | 9                     | 9       |                                 |               |                |                 |            | 30           | 1        | 9        |           |            |                |              |
| 15             | 9                | 7         | 3               | 958                   | 935     | 1                               | 5             | 6              | 8               | 1657       | 95           | 667      | 63       | 115       | 18         | 5              |              |

No. IV.—LOWER CANADA PERSONAL CENSUS

| CITIES AND COUNTIES. | Mail Contractors. | Mechanics. | Modelists. | Mineral Water Agents. | Melodion Makers. | Midwives. | Miners. | Nailers. | News Agents. | Notaries. | Nursery and Seedsmen. | Net Makers. |
|----------------------|-------------------|------------|------------|-----------------------|------------------|-----------|---------|----------|--------------|-----------|-----------------------|-------------|
| 1 City of Montreal   | 2                 | 14         | 7          | 3                     |                  | 4         | 5       | 7        | 2            | 35        | 4                     |             |
| 2 City of Quebec     | 2                 | 9          | 5          | 2                     |                  | 2         | 8       | 1        | 2            | 50        | 2                     |             |
| 3 Beauharnois        |                   |            |            |                       |                  | 1         | 2       |          |              | 11        |                       |             |
| 4 Bellechasse        |                   |            |            |                       |                  |           |         |          |              | 12        |                       |             |
| 5 Berthier           |                   |            |            |                       |                  |           | 1       |          |              | 31        |                       |             |
| 6 Bonaventure        |                   |            |            |                       |                  | 1         |         |          |              | 1         |                       |             |
| 7 Chambly            |                   |            |            |                       |                  |           |         |          |              | 24        |                       |             |
| 8 Champlain          |                   |            |            |                       |                  |           |         |          |              | 8         |                       |             |
| 9 Dorchester         |                   | 6          |            |                       |                  |           | 1       |          |              | 26        |                       |             |
| 10 Drummond          |                   | 2          |            |                       |                  |           |         |          |              | 42        |                       |             |
| 11 Gaspé             |                   |            |            |                       |                  |           |         |          |              | 1         | 4                     |             |
| 12 Huntingdon        |                   |            |            |                       |                  |           |         |          |              | 21        |                       |             |
| 13 Kamouraska        |                   |            |            |                       |                  |           | 1       |          |              | 18        |                       |             |
| 14 Lominster         |                   |            |            |                       |                  |           |         | 1        |              | 21        |                       |             |
| 15 L'Islet           |                   |            |            |                       |                  |           | 1       |          |              | 5         |                       |             |
| 16 Lotbinière        |                   |            |            |                       |                  |           | 1       |          |              | 14        |                       |             |
| 17 Megantic          |                   |            |            |                       |                  |           |         |          |              | 3         |                       |             |
| 18 Missisquoi        |                   | 9          |            |                       |                  |           |         |          |              | 2         |                       |             |
| 19 Montmorency       |                   |            |            |                       |                  |           |         |          |              | 1         |                       |             |
| 20 Montreal          |                   |            |            |                       |                  |           |         |          |              | 11        |                       |             |
| 21 Nicolet           |                   |            |            |                       |                  |           |         |          |              | 13        |                       |             |
| 22 Ottawa            |                   | 2          |            |                       |                  |           |         |          |              | 1         |                       |             |
| 23 Portneuf          |                   |            |            |                       |                  |           |         |          |              | 10        |                       |             |
| 24 Quebec            |                   |            |            |                       |                  |           |         |          |              | 10        |                       |             |
| 25 Richelieu         |                   |            |            |                       |                  |           |         |          |              | 13        |                       |             |
| 26 Rimouski          |                   | 2          |            |                       |                  |           |         |          |              | 15        |                       |             |
| 27 Rouville          |                   |            |            |                       |                  |           |         |          |              | 14        |                       |             |
| 28 Saguenay          |                   |            |            |                       |                  |           |         |          |              | 12        |                       |             |
| 29 St. Maurice       |                   | 2          |            |                       |                  |           |         |          |              | 14        |                       |             |
| 30 St. Hyacinthe     |                   |            |            |                       |                  |           |         |          |              | 21        |                       |             |
| 31 Shefford          |                   | 6          |            |                       |                  |           |         |          |              | 2         |                       |             |
| 32 Sherbrooke        |                   | 10         |            |                       |                  |           |         |          |              | 4         |                       |             |
| 33 Stanstead         |                   | 14         |            |                       |                  |           | 3       |          |              | 1         |                       |             |
| 34 Terrebonne        |                   |            |            |                       |                  |           |         |          |              | 21        |                       |             |
| 35 Two Mountains     |                   |            |            |                       |                  |           |         |          |              | 12        |                       |             |
| 36 Vaudreuil         |                   |            |            |                       |                  |           |         |          |              | 16        |                       |             |
| 37 Verchères         |                   |            |            |                       |                  |           |         |          |              | 9         |                       |             |
| 38 Yamaska           |                   |            |            |                       |                  |           |         |          |              | 13        |                       |             |
|                      | 4                 | 76         | 12         | 5                     |                  | 8         | 23      | 9        | 4            | 538       | 6                     | 4           |

PROFESSIONS, TRADES AND OCCUPATIONS, 1851-2.

| Oculists and Aurists. | Opticians. | Oil Cloth Manufacturer. | Organ Builders. | Organists. | Oil Manufacturer. | Overseers. | Oar Makers. | Painters. | Paper Makers. | Pail Makers. | Patent Leather Dressers. | Paper Hangers. | Pedlars. | Pensioners. | Plasterers. | Piano-Forte Manufacturers. | Polishers. |
|-----------------------|------------|-------------------------|-----------------|------------|-------------------|------------|-------------|-----------|---------------|--------------|--------------------------|----------------|----------|-------------|-------------|----------------------------|------------|
| 1                     | 1          | 1                       | 2               | 4          | 5                 | 2          | 6           | 71        | 1             |              |                          |                |          |             |             |                            |            |
|                       | 1          |                         | 1               | 5          |                   | 4          | 5           | 80        | 1             |              |                          | 4              | 10       |             | 28          | 10                         | 4          |
|                       |            |                         |                 |            |                   |            |             | 8         |               |              |                          |                | 2        | 1           | 2           |                            |            |
|                       |            |                         |                 |            |                   |            |             | 1         |               |              |                          |                |          |             |             |                            |            |
|                       |            |                         |                 |            |                   |            |             | 10        |               |              |                          |                |          |             |             |                            |            |
|                       |            |                         |                 |            |                   |            |             | 18        |               |              |                          |                |          | 1           | 1           |                            |            |
|                       |            |                         |                 |            |                   |            |             | 3         |               |              |                          |                |          | 15          |             |                            |            |
|                       |            |                         |                 |            |                   |            |             | 1         |               |              |                          |                | 2        |             |             |                            |            |
|                       |            |                         |                 |            |                   |            |             | 1         |               |              |                          |                |          |             | 4           |                            |            |
|                       |            |                         |                 |            |                   |            |             | 10        |               |              |                          |                |          |             | 1           |                            |            |
|                       |            |                         |                 |            | 1                 |            |             | 2         |               |              |                          |                | 4        | 3           | 1           |                            |            |
|                       |            |                         |                 |            |                   |            |             | 3         |               |              |                          |                | 3        |             |             |                            |            |
|                       |            |                         |                 |            |                   |            |             | 3         |               |              |                          |                |          |             | 1           |                            |            |
|                       |            |                         |                 |            |                   |            |             | 3         |               |              |                          |                |          |             |             |                            |            |
|                       |            |                         |                 |            |                   |            |             | 3         |               |              |                          |                |          |             |             |                            |            |
|                       |            |                         |                 |            |                   |            |             | 11        |               |              |                          |                |          |             |             | 2                          |            |
|                       |            |                         |                 |            |                   |            |             | 1         |               |              |                          |                |          |             |             |                            |            |
|                       |            |                         |                 |            |                   |            |             | 8         |               |              |                          |                |          |             |             | 3                          |            |
|                       |            |                         |                 |            |                   |            |             | 2         |               |              |                          |                | 7        |             | 1           |                            |            |
|                       |            |                         |                 |            |                   |            |             | 2         |               |              |                          |                |          |             |             |                            |            |
|                       |            |                         |                 |            |                   |            |             | 27        |               | 5            |                          |                |          |             |             |                            |            |
|                       |            |                         |                 |            |                   |            |             | 6         |               |              |                          |                |          |             |             |                            |            |
|                       |            |                         |                 |            |                   |            |             | 1         |               |              |                          |                | 1        |             | 4           |                            |            |
|                       |            |                         |                 |            |                   |            |             | 1         |               |              |                          |                | 1        |             |             |                            |            |
|                       |            |                         |                 |            |                   |            |             | 5         |               |              |                          |                | 7        |             | 1           |                            |            |
|                       |            |                         |                 |            |                   |            |             | 3         |               |              |                          |                |          |             |             |                            |            |
|                       |            |                         |                 |            |                   |            |             | 1         |               |              |                          |                |          |             |             |                            |            |
|                       |            |                         |                 |            |                   |            |             | 8         |               |              |                          |                |          | 3           |             |                            |            |
|                       |            |                         |                 |            |                   |            |             | 5         |               | 1            |                          |                | 4        | 1           | 1           |                            |            |
|                       |            |                         |                 |            |                   |            |             | 4         | 2             | 6            |                          |                | 5        |             |             |                            |            |
|                       |            |                         |                 |            |                   |            |             | 5         | 1             |              |                          |                |          |             |             |                            |            |
|                       |            |                         |                 |            |                   |            |             | 9         |               |              |                          |                | 3        | 3           | 3           |                            |            |
|                       |            |                         |                 |            |                   |            |             | 2         |               |              |                          |                |          | 4           |             |                            |            |
|                       |            |                         |                 |            |                   |            |             | 2         |               |              |                          |                |          |             |             |                            |            |
|                       |            |                         |                 |            |                   |            |             | 3         |               |              |                          |                | 1        |             |             |                            |            |
| 1                     | 2          | 1                       | 3               | 13         | 5                 | 6          | 12          | 294       | 32            | 12           | 6                        | 67             | 29       | 85          | 13          | 7                          |            |

No. IV.—LOWER CANADA PERSONAL CENSUS,

| CITIES AND COUNTIES.     | Professions, Trades and Occupations, 1851-2.           |            |              |                     |             |                       |                          |           |                |           |               |                |
|--------------------------|--------------------------------------------------------|------------|--------------|---------------------|-------------|-----------------------|--------------------------|-----------|----------------|-----------|---------------|----------------|
|                          | Priests, Clergymen and Ministers of all denominations. | Policemen. | Postmasters. | Police Magistrates. | Poulterers. | Potash Manufacturers. | Physicians and Surgeons. | Plumbers. | Plate Workers. | Printers. | Pawn Brokers. | Phrenologists. |
| 1 City of Montreal ..... | 52                                                     | 35         | 1            | 1                   | 2           | 3                     | 49                       | 5         | 2              | 56        | 1             | 1              |
| 2 City of Quebec .....   | 40                                                     | 23         | 1            | 1                   | 2           | 2                     | 33                       | 6         | 1              | 117       |               |                |
| 3 Beauharnois .....      | 27                                                     |            | 14           |                     |             |                       | 19                       |           |                | 2         |               |                |
| 4 Bellechasse .....      | 12                                                     |            | 4            |                     |             |                       | 7                        |           |                |           |               |                |
| 5 Berthier .....         | 20                                                     |            | 11           |                     |             |                       | 21                       |           |                |           |               |                |
| 6 Bonaventure .....      | 6                                                      |            | 5            |                     |             |                       |                          |           |                |           |               |                |
| 7 Chambly .....          | 22                                                     |            | 4            |                     |             | 3                     | 12                       |           |                |           |               |                |
| 8 Champlain .....        | 9                                                      |            | 4            |                     |             |                       | 6                        |           |                | 1         |               |                |
| 9 Dorchester .....       | 21                                                     |            | 8            |                     |             | 3                     | 15                       |           |                |           |               |                |
| 10 Drummond .....        | 8                                                      |            | 6            |                     |             | 1                     | 2                        |           |                |           |               |                |
| 11 Gaspé .....           | 10                                                     |            | 5            |                     |             |                       | 6                        |           |                |           |               |                |
| 12 Huntingdon .....      | 18                                                     |            | 7            |                     |             | 2                     | 14                       |           |                |           |               |                |
| 13 Kamouraska .....      | 8                                                      |            | 3            |                     |             |                       | 16                       |           |                |           |               |                |
| 14 Leinster .....        | 27                                                     |            | 3            |                     |             |                       | 14                       |           |                | 1         |               |                |
| 15 L'Islet .....         | 11                                                     |            | 4            |                     |             |                       | 7                        |           |                |           |               |                |
| 16 Lotbinière .....      | 11                                                     |            | 6            |                     |             |                       | 4                        |           |                |           |               |                |
| 17 Megantic .....        | 16                                                     |            | 5            |                     |             |                       | 5                        |           |                |           |               |                |
| 18 Missisquoi .....      | 16                                                     |            | 8            |                     |             |                       | 14                       |           |                |           |               |                |
| 19 Montmorency .....     | 12                                                     |            | 1            |                     |             |                       | 3                        |           |                |           |               |                |
| 20 Montreal .....        | 10                                                     |            | 10           |                     |             |                       | 5                        |           |                |           |               |                |
| 21 Nicolet .....         | 17                                                     |            | 5            |                     |             |                       | 4                        |           |                |           |               |                |
| 22 Ottawa .....          | 16                                                     |            | 14           |                     |             |                       | 7                        |           |                |           |               |                |
| 23 Portneuf .....        | 12                                                     |            | 3            |                     |             |                       | 5                        |           |                |           |               |                |
| 24 Quebec .....          | 10                                                     |            | 2            |                     |             |                       | 4                        |           |                |           |               |                |
| 25 Richelieu .....       | 8                                                      |            | 5            |                     |             |                       | 22                       |           |                |           |               |                |
| 26 Rimouski .....        | 7                                                      |            | 8            |                     |             |                       | 7                        |           |                |           |               |                |
| 27 Rouville .....        | 17                                                     |            | 4            |                     |             |                       | 12                       |           |                |           |               |                |
| 28 Saguenay .....        | 11                                                     |            | 4            |                     |             |                       | 5                        |           |                |           |               |                |
| 29 St. Maurice .....     | 15                                                     |            | 2            |                     |             |                       | 14                       |           |                | 1         |               |                |
| 30 St. Hyacinthe .....   | 23                                                     |            | 3            |                     |             |                       | 13                       |           |                |           |               |                |
| 31 Shefford .....        | 14                                                     |            | 9            |                     |             |                       | 5                        |           |                |           |               |                |
| 32 Sherbrooke .....      | 30                                                     |            | 3            |                     |             | 2                     | 17                       |           |                | 13        |               |                |
| 33 Stanstead .....       | 20                                                     |            | 3            |                     |             |                       | 21                       |           |                | 4         |               |                |
| 34 Terrebonne .....      | 16                                                     |            | 4            |                     |             |                       | 14                       |           |                |           |               |                |
| 35 Two Mountains .....   | 20                                                     |            | 7            |                     |             |                       | 2                        |           | 1              |           |               |                |
| 36 Vaudreuil .....       | 16                                                     |            | 9            |                     |             |                       | 10                       |           |                |           |               |                |
| 37 Veitchères .....      | 10                                                     |            | 3            |                     |             |                       | 8                        |           |                |           |               |                |
| 38 Yamaska .....         | 7                                                      |            | 5            |                     |             |                       | 9                        |           |                |           |               |                |
|                          | 620                                                    | 58         | 203          | 2                   | 4           | 16                    | 410                      | 15        | 3              | 195       | 1             | 1              |

PROFESSIONS, TRADES AND OCCUPATIONS, 1851-2.

| CITIES AND COUNTIES.     | Professions, Trades and Occupations, 1851-2. |              |                |          |         |             |                |               |                |                 |                       |                  |              |                  |                   |              |               |              |
|--------------------------|----------------------------------------------|--------------|----------------|----------|---------|-------------|----------------|---------------|----------------|-----------------|-----------------------|------------------|--------------|------------------|-------------------|--------------|---------------|--------------|
|                          | Provision Merchants.                         | Pump Makers. | Plough Makers. | Potters. | Pilots. | Publishers. | Private Means. | Plane Makers. | Powder Makers. | Pattern Makers. | Railroad Contractors. | Railroad Agents. | Rake Makers. | Road Inspectors. | Road Contractors. | Rope Makers. | Rifle Makers. | Reed Makers. |
| 1 City of Montreal ..... | 9                                            |              |                |          | 14      | 26          | 20             | 3             | 1              |                 |                       |                  |              |                  |                   | 21           |               |              |
| 2 City of Quebec .....   | 2                                            |              |                |          | 67      |             | 12             | 1             |                |                 |                       |                  |              | 1                |                   | 3            |               |              |
| 3 Beauharnois .....      |                                              |              |                | 2        | 1       |             | 57             |               |                |                 |                       |                  |              |                  |                   |              |               |              |
| 4 Bellechasse .....      |                                              |              |                |          |         |             | 301            |               |                |                 |                       |                  |              |                  |                   |              |               |              |
| 5 Berthier .....         |                                              |              |                |          |         |             | 286            |               |                |                 |                       |                  |              |                  |                   |              |               |              |
| 6 Bonaventure .....      |                                              |              |                |          |         |             |                |               |                |                 |                       |                  |              |                  |                   |              |               |              |
| 7 Chambly .....          |                                              |              |                |          |         |             | 183            |               |                |                 |                       |                  |              |                  |                   |              |               |              |
| 8 Champlain .....        |                                              |              |                |          |         |             | 6              |               |                |                 |                       |                  |              |                  |                   |              |               |              |
| 9 Dorchester .....       |                                              |              |                | 1        | 25      |             | 308            |               |                |                 |                       |                  |              |                  |                   |              |               |              |
| 10 Drummond .....        |                                              |              |                |          |         |             | 3              |               |                |                 |                       |                  |              |                  |                   |              |               |              |
| 11 Gaspé .....           |                                              |              |                |          |         |             |                |               |                |                 |                       |                  |              |                  |                   |              |               |              |
| 12 Huntingdon .....      |                                              |              |                |          | 26      |             | 222            |               | 1              |                 |                       |                  |              |                  |                   |              |               |              |
| 13 Kamouraska .....      |                                              |              |                | 3        | 10      |             | 146            |               |                |                 |                       |                  |              |                  |                   |              |               |              |
| 14 Leinster .....        |                                              |              |                | 3        |         |             | 255            |               |                |                 |                       |                  |              |                  |                   |              |               |              |
| 15 L'Islet .....         |                                              |              |                | 3        | 7       |             | 20             |               |                |                 |                       |                  |              |                  |                   |              |               |              |
| 16 Lotbinière .....      |                                              |              |                |          |         |             | 78             |               |                |                 |                       |                  |              |                  |                   |              |               |              |
| 17 Megantic .....        |                                              |              |                |          |         |             | 1              |               |                |                 |                       |                  |              |                  |                   |              |               |              |
| 18 Missisquoi .....      |                                              |              |                | 1        |         |             | 13             |               |                |                 |                       |                  |              |                  |                   |              |               |              |
| 19 Montmorency .....     |                                              |              |                |          |         |             |                |               |                |                 |                       |                  |              |                  |                   |              |               |              |
| 20 Montreal .....        |                                              |              |                |          | 7       |             | 207            |               |                |                 |                       |                  |              |                  |                   |              |               |              |
| 21 Nicolet .....         |                                              |              |                |          | 2       |             | 97             |               |                |                 |                       |                  |              |                  |                   |              |               |              |
| 22 Ottawa .....          |                                              |              |                |          | 3       |             | 7              |               |                |                 |                       |                  |              |                  |                   |              |               |              |
| 23 Portneuf .....        |                                              |              |                |          |         |             | 9              |               |                |                 |                       |                  |              |                  |                   |              |               |              |
| 24 Quebec .....          |                                              |              |                |          |         |             | 51             |               |                |                 |                       |                  |              |                  |                   |              |               |              |
| 25 Richelieu .....       |                                              |              |                | 13       | 10      |             | 311            |               |                |                 |                       |                  |              |                  |                   |              |               |              |
| 26 Rimouski .....        |                                              |              |                |          | 44      |             | 44             |               |                |                 |                       |                  |              |                  |                   |              |               |              |
| 27 Rouville .....        |                                              |              |                | 2        |         |             | 197            |               |                |                 |                       |                  |              |                  |                   |              |               |              |
| 28 Saguenay .....        |                                              |              |                | 1        | 3       |             | 5              |               |                |                 |                       |                  |              |                  |                   |              |               |              |
| 29 St. Maurice .....     |                                              |              |                | 2        | 5       |             | 65             |               |                |                 |                       |                  |              |                  |                   |              |               |              |
| 30 St. Hyacinthe .....   |                                              |              |                |          |         |             | 270            |               |                |                 |                       |                  |              |                  |                   |              |               |              |
| 31 Shefford .....        |                                              |              |                |          |         |             | 27             |               |                |                 |                       |                  |              |                  |                   |              |               |              |
| 32 Sherbrooke .....      | 1                                            |              | 2              | 1        |         |             | 8              |               |                |                 |                       |                  |              |                  |                   |              |               |              |
| 33 Stanstead .....       |                                              |              |                |          |         |             | 4              |               |                |                 |                       |                  |              |                  |                   |              |               |              |
| 34 Terrebonne .....      |                                              |              |                |          |         |             | 185            |               |                |                 |                       |                  | 1            |                  |                   |              |               |              |
| 35 Two Mountains .....   |                                              |              |                | 4        | 3       |             | 116            |               |                |                 |                       |                  |              |                  |                   |              |               |              |
| 36 Vaudreuil .....       |                                              |              |                | 1        |         |             | 175            |               |                |                 |                       |                  |              |                  |                   |              |               |              |
| 37 Veitchères .....      |                                              |              |                |          | 1       |             | 109            |               |                |                 |                       |                  |              |                  |                   |              |               |              |
| 38 Yamaska .....         |                                              |              |                | 1        |         |             | 72             |               |                |                 |                       |                  |              |                  |                   |              |               |              |
|                          | 13                                           | 2            | 2              | 38       | 228     | 26          | 3870           | 4             | 1              | 1               |                       |                  | 1            | 2                |                   | 33           |               |              |

No. IV.—LOWER CANADA PERSONAL CENSUS;

Table with columns: COUNTIES AND CITIES, Riggers, Stevedores, Servants, Males, Servants, Females, Seamstresses, Sausage Makers, Sack Makers, Sail Makers, Saddlers and Harness Makers, Sawyers, Sextons, Silk Manufacturers. Rows include City of Montreal, City of Quebec, Beauharnois, Bellechasse, Berthier, Bonaventure, Chambly, Champlain, Dorchester, Drummond, Gaspé, Huntingdon, Kamouraska, Leinster, L'Islet, Lotbinière, Megantic, Missisquoi, Montmorency, Montreal, Nicolet, Ottawa, Portneuf, Quebec, Richelieu, Rimouski, Rouville, Saguenay, St. Maurice, St. Hyacinthe, Shefford, Sherbrooke, Stanstead, Terrebonne, Two Mountains, Vaudreuil, Verchères, Yamaska.

PROFESSIONS, TRADES AND OCCUPATIONS, 1851-2.

Table with columns: Seythe Makers, Scale Makers, Sifters, Shipwrights, Ship Chandlers, Shingle Makers, Sculptors, Shirt Makers, Ship Builders, Spade Makers, Soap Makers, Silversmiths, Slaters, Spinners, Stage Drivers, Stave Makers, Stay Makers, Stove Makers. Rows include various counts for these professions across different areas.

No. IV.—LOWER CANADA PERSONAL CENSUS,

| CITIES AND COUNTIES. | Stage Proprietors. | Starch Makers. | Stenographers. | Stationers. | Storekeepers. | Sabot Makers. | Steamboat Proprietors. | Stone Cutters. | Straw Workers. | Spoon and Comb Makers. | Sash Makers. | Stucco Makers. |
|----------------------|--------------------|----------------|----------------|-------------|---------------|---------------|------------------------|----------------|----------------|------------------------|--------------|----------------|
| 1 City of Montreal   | 2                  |                |                |             | 23            |               |                        | 133            | 2              |                        |              | 1              |
| 2 City of Quebec     |                    |                |                |             | 245           |               |                        | 29             |                |                        |              |                |
| 3 Beauharnois        |                    |                |                |             |               |               |                        | 1              |                |                        |              |                |
| 4 Bellechasse        |                    |                |                |             |               |               |                        |                |                |                        |              |                |
| 5 Berthier           |                    |                |                |             |               | 1             |                        |                |                |                        |              |                |
| 6 Bonaventure        |                    |                |                |             |               |               |                        |                |                |                        |              |                |
| 7 Chambly            |                    |                |                |             | 61            |               |                        |                |                |                        |              |                |
| 8 Champlain          |                    |                |                |             |               | 1             |                        |                |                |                        |              |                |
| 9 Dorchester         |                    |                |                |             | 85            |               |                        |                |                |                        |              |                |
| 10 Drummond          |                    |                |                |             | 28            |               |                        |                |                |                        |              |                |
| 11 Gaspé             |                    |                |                |             | 12            |               |                        |                |                |                        |              |                |
| 12 Huntingdon        |                    |                |                |             |               |               |                        |                |                |                        |              |                |
| 13 Kamouraska        |                    |                |                |             |               |               |                        |                |                |                        |              |                |
| 14 Leinster          |                    |                |                |             | 90            |               |                        | 2              |                |                        |              |                |
| 15 L'Islet           |                    |                |                |             |               |               |                        |                |                |                        |              |                |
| 16 Lotbinière        |                    |                |                |             | 30            | 1             |                        |                |                |                        |              |                |
| 17 Mégantic          |                    |                |                |             |               |               |                        |                |                |                        |              |                |
| 18 Missisquoi        |                    |                |                |             | 49            |               |                        |                |                |                        |              |                |
| 19 Montmorency       |                    |                |                |             | 18            |               |                        |                |                |                        |              |                |
| 20 Montreal          |                    |                |                |             |               |               |                        | 5              |                |                        |              |                |
| 21 Nicolet           |                    |                |                |             |               |               |                        |                |                |                        |              |                |
| 22 Ottawa            |                    |                |                |             | 62            |               |                        |                |                |                        |              |                |
| 23 Portneuf          |                    |                |                |             | 52            |               |                        | 3              |                |                        |              |                |
| 24 Quebec            |                    |                |                |             | 131           |               |                        |                |                |                        |              |                |
| 25 Richelieu         |                    |                |                |             | 90            |               |                        |                |                |                        |              |                |
| 26 Rimouski          |                    |                |                |             | 7             |               |                        |                |                |                        |              |                |
| 27 Rouville          |                    |                |                |             | 71            |               |                        | 1              |                |                        |              |                |
| 28 Saguenay          |                    |                |                |             |               |               |                        |                |                |                        |              |                |
| 29 St. Maurice       |                    |                |                |             |               |               |                        |                |                |                        |              |                |
| 30 St. Hyacinthe     |                    |                |                |             |               |               |                        | 7              |                |                        |              |                |
| 31 Shefford          | 1                  |                |                |             |               |               |                        | 1              |                |                        | 2            |                |
| 32 Sherbrooke        |                    |                |                |             | 65            |               |                        |                |                |                        |              |                |
| 33 Stanstead         |                    |                |                |             | 3             |               |                        |                |                |                        |              |                |
| 34 Terrebonne        |                    |                |                |             | 3             |               |                        | 13             |                |                        |              |                |
| 35 Two Mountains     |                    |                |                |             | 3             |               |                        |                |                |                        |              |                |
| 36 Vaudreuil         |                    |                |                |             |               |               |                        |                |                |                        |              |                |
| 37 Verchères         |                    |                |                |             |               |               |                        | 1              |                |                        |              |                |
| 38 Yamaska           |                    |                |                |             |               |               |                        |                |                |                        |              |                |
|                      | 1                  | 2              |                |             | 1128          | 3             |                        | 196            | 2              |                        | 2            | 1              |

PROFESSIONS, TRADES AND OCCUPATIONS, 1851-2.

| Scorers. | Salaratus Makers. | Superintendent of Canals. | Tailors. | Tanners. | Tavern Keepers. | Tea Dealers. | Temperance Hotel Keepers. | Teachers, Males. | Teachers, Females. | Tinsmiths. | Teamsters. | Tobacconists and Cigar Makers. | Tin-plate Workers. | Telegraph Operators. | Toll Bar Keepers. | Tray Makers. | Trunk Makers. |
|----------|-------------------|---------------------------|----------|----------|-----------------|--------------|---------------------------|------------------|--------------------|------------|------------|--------------------------------|--------------------|----------------------|-------------------|--------------|---------------|
|          |                   | 1                         | 180      | 33       |                 |              |                           | 10               | 25                 | 43         |            | 18                             | 2                  |                      |                   |              |               |
|          |                   |                           | 120      | 29       |                 |              | 6                         | 58               | 13                 | 108        |            | 10                             | 2                  |                      |                   |              | 2             |
|          |                   |                           | 33       | 15       | 14              |              |                           | 93               | 7                  | 11         |            |                                |                    |                      |                   |              |               |
|          |                   |                           | 2        | 10       |                 |              |                           | 16               | 25                 | 8          |            |                                |                    |                      |                   |              |               |
|          |                   |                           | 15       | 30       |                 |              |                           | 44               | 18                 | 3          |            |                                |                    |                      |                   |              |               |
|          |                   |                           | 8        |          |                 |              |                           | 16               | 2                  |            |            |                                |                    |                      |                   |              |               |
|          |                   |                           | 18       | 20       |                 |              |                           | 30               | 20                 | 6          |            | 1                              |                    |                      |                   |              |               |
|          |                   |                           | 4        | 4        |                 |              |                           | 11               | 22                 | 4          |            |                                |                    |                      |                   |              |               |
|          |                   |                           | 7        | 26       |                 |              |                           | 31               | 71                 | 14         |            |                                |                    |                      |                   |              |               |
|          |                   |                           | 8        | 3        | 3               |              |                           | 11               | 7                  | 5          |            |                                |                    |                      |                   |              |               |
|          |                   |                           | 1        |          | 12              |              |                           | 14               |                    |            |            |                                |                    |                      |                   |              |               |
|          |                   |                           | 10       | 20       |                 |              |                           | 58               | 28                 | 4          |            |                                |                    |                      |                   |              |               |
|          |                   |                           | 2        | 10       |                 |              |                           | 20               | 30                 | 4          |            |                                |                    |                      |                   |              |               |
|          |                   |                           | 16       | 26       |                 |              |                           | 41               | 22                 | 6          |            |                                |                    |                      |                   |              |               |
|          |                   |                           | 2        | 18       | 2               |              |                           | 27               | 30                 | 8          |            |                                |                    |                      |                   |              |               |
|          |                   |                           | 3        | 13       |                 |              |                           | 24               | 26                 | 3          |            |                                |                    |                      |                   |              |               |
|          |                   |                           | 6        | 2        |                 |              |                           | 13               | 6                  | 2          |            |                                |                    |                      |                   |              |               |
|          |                   |                           | 20       | 16       |                 |              |                           | 52               | 5                  | 4          |            |                                |                    |                      |                   |              |               |
|          |                   |                           | 19       | 4        |                 |              |                           | 12               | 15                 |            |            |                                |                    |                      |                   |              |               |
|          |                   |                           | 4        | 12       |                 |              |                           | 23               | 24                 |            |            |                                |                    |                      |                   |              |               |
|          |                   |                           | 24       | 4        |                 |              |                           | 29               | 12                 | 2          |            |                                |                    |                      |                   |              |               |
|          |                   |                           | 5        | 5        |                 |              |                           | 15               | 10                 | 10         |            |                                |                    |                      |                   |              |               |
|          |                   |                           |          | 1        |                 |              |                           | 28               | 11                 | 4          |            |                                |                    |                      |                   |              |               |
|          |                   |                           | 11       | 30       |                 |              |                           | 30               | 18                 |            |            |                                |                    |                      |                   |              |               |
|          |                   |                           | 11       | 20       |                 |              |                           | 10               | 15                 | 15         |            |                                |                    |                      |                   |              |               |
|          |                   |                           | 17       | 22       |                 |              |                           | 21               | 26                 | 5          |            |                                |                    |                      |                   |              |               |
|          |                   |                           | 3        | 9        |                 |              |                           | 58               | 16                 | 4          |            |                                |                    |                      |                   |              |               |
|          |                   |                           | 14       | 29       |                 |              |                           | 20               | 3                  | 3          |            |                                |                    |                      |                   |              |               |
|          |                   |                           | 14       | 24       |                 |              |                           | 43               | 13                 | 4          |            |                                |                    |                      |                   |              |               |
|          |                   |                           | 10       | 6        | 7               |              |                           | 34               | 35                 | 7          |            |                                |                    |                      | 1                 |              |               |
|          |                   |                           | 20       | 9        |                 |              |                           | 31               | 17                 | 4          |            |                                |                    |                      |                   |              |               |
|          |                   |                           | 17       | 6        |                 |              |                           | 35               | 1                  | 4          |            |                                |                    |                      |                   |              |               |
|          |                   |                           | 10       | 29       |                 |              |                           | 50               | 32                 |            | 2          |                                |                    |                      |                   |              |               |
|          |                   |                           | 10       | 26       | 15              |              |                           | 25               | 23                 | 5          |            |                                |                    |                      |                   |              |               |
|          |                   |                           | 11       | 7        |                 |              |                           | 24               | 22                 | 1          |            |                                |                    |                      |                   |              |               |
|          |                   |                           | 14       | 12       | 6               |              |                           | 42               | 10                 | 4          |            |                                |                    |                      |                   |              |               |
|          |                   |                           | 2        | 2        |                 |              |                           | 20               | 25                 | 3          |            |                                |                    |                      |                   |              |               |
|          |                   |                           |          |          |                 |              |                           | 17               | 14                 | 1          |            |                                |                    |                      |                   |              |               |
|          |                   | 1                         | 671      | 532      | 59              |              | 6                         | 1136             | 699                | 310        | 2          | 29                             | 4                  | 5                    | 1                 |              | 4             |







---

---

APPENDIX  
TO  
CENSUS OF CANADA,  
No. 9.

~~~~~  
UPPER CANADA,

Deaths and Causes of Deaths.

---

---

## NO. V.—UPPER CANADA PERSONAL CENSUS,

COUNTIES, CITIES AND TOWNS.	EPIDEMIC, ENDEMIC AND									
	Small Pox.	Chicken Pox.	Meazles.	Scarlet Fever.	Hooping Cough.	Croup.	Thrush.	Pemphigus or Hives.	Diarrhoea.	Dysentery.
1 Addington			3	18	4	7				4
2 Brant	1	1		5	1	7				28
3 Bruce										7
4 Carleton			5		6	4				5
5 Dundas			1		1	5		1		2
6 Durham			3	2	4	2				2
7 Elgin						7	4		4	10
8 Essex						6	1		1	4
9 Erontenac			2	2	2	4	2		2	
10 Glengarry	1		3	3	4	2				5
11 Grey			1	2	2	1	1	2	1	
12 Grenville	1		13	5	2	4				1
13 Haldimand			4	1	3	3				7
14 Halton	1			3	1	8	6		6	2
15 Hastings			6	9	14					2
16 Huron			9	4	4					20
17 Kent			1		1	4	2		2	2
18 Lambton				5	1	2	7		7	
19 Lanark			16	3	7	9		2		2
20 Leeds	2		11	11	4	13	1		1	
21 Lennox				2		2	1		1	
22 Lincoln	10		6		10	11				10
23 Middlesex			5	3	6	7	4		4	19
24 Northumberland	1		13		10	8	32	2	42	17
25 Norfolk			1	7	7	3				15
26 Ontario	1		4	1	15	9		1		
27 Oxford			1	9	6	7	1			
28 Peel	1	1	3	4	3	11			1	
29 Perth	2	2	2	2	7			1	3	2
30 Peterboro'			5	4					5	8
31 Prescott			9		2	1			1	
32 Prince Edward			2	6	2	2			3	
33 Renfrew			6	7						8
34 Russell	1			1					1	1
35 Simcoe			4	6	1	1		5		10
36 Stormont			4		1	2		1		5
37 Victoria			1	1	1			1		7
38 Waterloo			2	12	2	8		2		15
39 Wellington			1	2	1	6		1		1
40 Welland			5	11	2	9			1	12
41 Wentworth	2		2	6	5	7		3		32
42 York	1		5	3	14	2				40
43 Toronto, City	8		11	20	7	5				26
44 Kingston, "	1									12
45 Hamilton, "	1		3		12	5	1			20
46 Bytown	1		9		1	3				5
47 London			6		1	7			2	5
	38	4	188	166	188	204	63	23	88	373

## DEATHS AND CAUSES OF DEATHS, 1851-2.

CONTAGIOUS DISORDERS.											DISEASES OF THE NERVOUS SYSTEM.						
Ague.	Cholera.	Influenza.	Fever.	Erysipelas.	Syphilis.	Hydrophobia.	Typhus Fever.	Black Fever.	Ship Fever.	Intermittent Fever.	Total.	Hydrocephalus.	Inflammation of Brain.	Apoplexy.	Brain Fever.	Convulsions.	Paralysis.
			9								45	1			2	5	
	1	3	11	1				4			63	6			2	4	
											7						
		1	1	1	1						24	2			2	6	1
	1	1	3	3	2				1	1	25			1	1	2	
		1	6								25						
	2		7	1							35	3				6	1
		3	6	1							22	3				2	2
	1	1	3	3							19	4		3	1	2	2
	1										26	1		4		2	
											11	1					1
			3	6	1						36			1		2	1
			15	1							40	5		1	4	11	1
		3	2	3							36			1	6		
		2	5	2							43	2		5		3	
	1		3	3							41			2		3	
			19								34	3		2	6	1	
	10	1	1	1	3						38			1	1		
		2	5	5							46	1		1		5	2
	1	8	4	4							57	2		4		6	2
			2	1							9	2			2	5	
		1	2	2	1						52	6		2	1	1	1
	8	4	6	1							74	3		6	4	7	2
	3	1	2	4	4						139	1				8	
		1	6	12	1		1	4			60	2	14	3		4	
			3	2				2			41	5		2	2	5	4
		2	4	3				1			34	8			2	5	
	1	1	3	3				1			30	2			2	4	
		1	3					1	1		27	2			2		
				1							23	3			1	1	
			3	3							13			3	2		
		3	3								22	1		4	1	1	
		3	3								27	1				1	
											4						
			6					1			34				1	4	1
		2	2	1				1			19			1			
		2	5	1							18					6	
			12	2						1	59		1	3	3	16	1
			1	1							14	4			4	1	
		5		2				2			49	2		1	7	4	
	3	1		3				1			66	9		1	7	2	
		5	1	1				1			74	6		4	7	7	
		3	5	1	1			2			90	10		1	5	12	
											13			1	3		1
	2	4	3					1			72	6		1	3	4	
		3	4								26	4					
	1		1	1							24	5		1	2	2	
	36	70	46	207	46	1	1	25	1	2	1783	124	15	55	92	167	21

No. V.—UPPER CANADA PERSONAL CENSUS,

COUNTIES, CITIES AND TOWNS.	DISEASES OF THE NERVOUS SYSTEM.—(Continued)						DISEASES OF THE RESPIRATORY AND							
	Palsy.	Lockjaw.	Epilepsy.	Delirium Tremens.	Insanity.	Flow of Blood to the Head.	Total.	Cynanche, including Quinsey and all other diseases of the throat.	Inflammation of Lungs.	Bronchitis.	Consumption.	Spitting of Blood.	Asthma.	Disease of Heart.
1 Addington .....						8				20				
2 Brant .....						13				19	1			
3 Bruce .....										8		1	1	
4 Carleton .....						11	5			14		1	3	
5 Dundas .....						4		1		7		1		
6 Durham .....						4	1		1	7		1	1	
7 Elgin .....	1		1			12		1		25		1	7	
8 Essex .....						11	1		2	7	2			
9 Frontenac .....						10				12		2	1	
10 Glengarry .....	1					4			1	6				
11 Grey .....						3				10				
12 Grenville .....						3	1			16		1	2	
13 Haldimand .....	1					23	1	2	1	15		1	1	
14 Halton .....						7		4		7		1		
15 Hastings .....					1	11				31		1	1	
16 Huron .....						5			1	12		1	2	
17 Kent .....						12	1			26				
18 Lambton .....						3		1		8		2		
19 Larnark .....	1					15		1		13			1	
20 Leeds .....		1				16		1	2	22			5	
21 Lennox .....						9		1		8	1			
22 Lincoln .....	1				1	16		1		33		1	2	
23 Middlesex .....						22		2	1	32		1	1	
24 Northumberland .....						9				21			5	
25 Norfolk .....	3					28	1	1	1	23		1		
26 Ontario .....	2		1		1	23				27				
27 Oxford .....						15				27		1	1	
28 Peel .....	1					9		2		10	4	1	1	
29 Perth .....						2		4	2	11		1	1	
30 Peterboro .....						5		4		6		1		
31 Prescott .....						5				7				
32 Prince Edward .....					1	8				17		3	1	1
33 Renfrew .....						2		1		3		1	1	
34 Russell .....								1		1		1	1	
35 Simcoe .....						7	1			13				
36 Stormont .....						1				14	1			
37 Victoria .....						6			1	12				
38 Waterloo .....						24	1			12		1		
39 Wellington .....						9		6		13			1	
40 Welland .....	3		3			20		7	1	25		4	2	
41 Wentworth .....			1			20	1	7	1	21			2	
42 York .....						24	1	3	3	42		1	2	
43 Toronto, City .....						28		3	3	45			4	
44 Kingston, "						5				16			4	
45 Hamilton, "						14		4		22			4	
46 Bytown .....						4			1		1		1	
47 London .....				1	1	12	3	13		14				
	14	1	6	1	4	2	502	19	68	22	753	10	26	57

DEATHS AND CAUSES OF DEATHS, 1851-2

CIRCULATING ORGANS.							DISEASES OF THE DIGESTIVE ORGANS.													
Congestion of Lungs.	Aneurism.	Inflammation of Chest.	Malformation of Chest	Ulcer on Lungs.	Pleurisy.	Total.	Teething.	Jaundice.	Worms.	Bowel Complaint.	Dropsy.	Liver Complaint.	Peritonitis.	Hernia.	Maasumus.	Bilious Fever.	Indigestion.	Dyspepsia.	Total.	
		2				22														17
		1				21				21	1	1		13						39
		1				1							11		1	4				1
		1			1	16							3							15
						22				8	6	3	1	3						17
						15				2	1	2	1	1						7
						35			2	6	1	2	2	5			6	1		25
						16				2	3	3	1	1						7
						15				1	1	3								5
						10				1	1	2	3							9
						10				1		2	1							5
						26						2	6							10
						32				1		1	1				1			7
						13				1		5								11
						36		1		1	2	7	2							27
						17				6	1	4								11
						35		3	1	2	3	1	1						2	15
						11				1	1	2							1	5
						16				5	11	3	1	7						30
						36		1		1		4		3		1				11
						10				1	7	6								14
						38		2			4	4	2					2		10
						41		2	3	2		5	3	3			1			19
						35				1	1	16	1	1		1	1			22
						27		1	1			7		5			4	1		19
						30				2	19	1	1	4						28
						32		3		1	69	2	4							79
						18					5		1							6
						24					3									5
						11					3	3								12
						7				4			1							5
						18					9	8								17
						6		1	1			1								3
						4						1								1
						15		1		1		2	1							9
						16						4								4
						15			1	1		2								4
						14					13	9	1							24
						22					10	7	1							19
						41		3			3	4								11
						32		1	1	1	5	3								12
						53		1		2	1	7	4							15
						56		4	1	2		5	2							15
						16					14									14
						33		2		2	8	5	2			1	2			22
						3		1		2		1				1				5
						31				1	2	1	2							6
	5	6	53	2	4	28	1053	35	22	51	242	161	48	68	5	330	3	6	674	

NO. V.—UPPER CANADA PERSONAL CENSUS,

DEATHS AND CAUSES OF DEATHS, 1851-2.


COUNTIES, CITIES AND TOWNS.	DISEASES OF THE URINARY ORGANS.							DISEASES OF THE GENERATIVE ORGANS			
	Gravel.	Stricture.	Urinary Disease.	Diabetes.	Disease of Bladder.	Disease of Kidney.	Total.	Childbed.	Prolapsus Uteri.	Puerperal Fever.	Total.
1 Addington							3		1	4	
2 Brant							3			3	
3 Bruce							1			1	
4 Carleton	1						5			5	
5 Dundas					1	1	4			4	
6 Durham											
7 Elgin	1					1	3			3	
8 Essex							7	1		8	
9 Montserrat	1						2			2	
10 Glengary	2		1				5			5	
11 Grey							1			1	
12 Grenville							2			2	
13 Haldimand							4			4	
14 Halton						1	1			1	
15 Hastings	3	1			1		6			6	
16 Huron							4			4	
17 Kent				1			6			6	
18 Lambton	1						2			2	
19 Lanark	1						1		1	3	
20 Leeds	1					1	1			1	
21 Lennox				1			1			1	
22 Lincoln							2			2	
23 Middlesex							7			7	
24 Northumberland							6			6	
25 Norfolk							5			5	
26 Ontario						1	6	1		7	
27 Oxford	1										
28 Peel							3			3	
29 Perth							3			3	
30 Peterboro'							1			1	
31 Prescott							1			1	
32 Prince Edward			1	1			2			2	
33 Renfrew											
34 Russell											
35 Simcoe	2		1				3			3	
36 Stormont							3			3	
37 Victoria						1	4			4	
38 Waterloo	1				1		6			6	
39 Wellington						2	2			5	
40 Welland							3			3	
41 Wentworth							3			3	
42 York	1					1	4			4	
43 Toronto, City		1		2		1	5	1		6	
44 Kingston "						1	2		1	3	
45 Hamilton "							1			1	
46 Bytown							1	1		2	
47 London							1			1	
	16	2	3	6	1	9	37	141	4	3	148

DISEASES OF THE LOCOMOTIVE ORGANS.					DISEASES OF THE TEGUMENTARY SYSTEM.					DISEASES OF UNCERTAIN SEAT.								
Rheumatism.	Disease of Bones and Joints.	Hip Disease.	Disease of Spine.	Total.	Ulceration.	Fistula.	Leprosy.	Boils.	Total.	Inflammation.	Mortification.	Wounds.	Hæmorrhage.	Scrofula.	Cancer.	Tumour.	Abscess.	
																1	1	
	1			1							1				3			
		1		1						35	2	1		1	1			
	1			1						19	1						1	
									1	8					1		1	
	5			5				1	1	1					2			
										1					1			
	1			1						6					1			
										17	1		1					
										12								
	3			1	4					6	2		1	1	5		1	
	1				1					4							1	
										12				1	1			
	1				1					1					1			
									1	11					2			
	1				1					8				1	1			
	4				1	5				3				1	1			
							2			26					1		2	
	1	1					5			11		1			4		1	
										7					1		1	
										36					1		2	
										3					2			
										2					1		1	
	1						3			2			1		1		1	
							3			2					2			
							1			7					2			
										1								
							8			15				1	3			
							3			1					1			
							3			9			1		1			
	1						4			5								
	2						6			8					4		1	
							5			8					1			
	1						3			6					1			
	2						4			26				1	5	2	1	
	1						5		1	30		1					3	
							2			3	1						1	
							1			1								
	27	2	3	3	35		2	1	1	5	354	9	3	4	6	50	3	18









APPENDIX

TO

CENSUS OF CANADA,

No. 10.

---

LOWER CANADA.

Deaths and Causes of Deaths.

---

---

No. V.—LOWER CANADA PERSONAL CENSUS,

COUNTIES AND CITIES.	EPIDEMIC, ENDEMIC, AND									
	Small Pox.	Chicken Pox.	Meazles.	Scarlet Fever.	Hooping Cough.	Croup.	Thrush.	Pemphigus or Hives.	Diarrhoea.	Dysentery.
1 Beauharnois	1		5	3	1	15			1	
2 Bellechasse			10	29		11				5
3 Berthier	22			2		12				7
4 Bonaventure		1		2		3				
5 Chambly	2		5	3	7	12		3	2	
6 Champlain	1			3	17	2			1	
7 Dorchester		1	41	136	4	16	1	1		1
8 Drummond			1	1	2	1				6
9 Gaspé	1				1	2				
10 Huntingdon			12	6	2	6		1	15	6
11 Kamouraska			7		21	15			1	
12 Leinster	11		11	34	6	16				7
13 L'Islet	5		6	3	12	6		2	1	
14 Lotbinière			1	22		14			1	1
15 Megantic			2	11	8	8			1	
16 Missisquoi				4	1	9				
17 Montmorency	9			8		3				
18 Montreal	1		1	2	4	5		2	3	
19 Nicolet	2		6	6				2		1
20 Ottawa	2		10	2	13				20	
21 Portneuf	1		1	40		3		1		
22 Quebec	10		6	30	1	8			2	
23 Richelieu	4		27	9	3	24		1	10	
24 Rimouski			3	1	4	7		1	1	4
25 Rouville	1		11	3	8	15		2	2	
26 St. Maurice			2	2	6	6				
27 Saguenay	3		1	3	1	19				
28 St. Hyacinthe				7	2	7				
29 Shefford		1	3	9		9			5	5
30 Sherbrooke					2	1				
31 Stanstead	1		5		10	2				2
32 Terrebonne	8		6		3	37				
33 Two Mountains	2		33	1	4	19				1
34 Vaudreuil	1		8	3	6	7		1	1	3
35 Verchères	3			1	1	2			3	1
36 Yamaska			21	1	3	3		4	3	
37 Montreal, City	20		30	24	21	24	1	5	7	7
38 Quebec, "	36		5	23	4	20	1	1	5	3
	147	3	280	434	180	369	3	27	87	60

DEATHS AND CAUSES OF DEATHS, 1851-2.

	CONTAGIOUS DISORDERS.										DISEASES OF THE NERVOUS SYSTEM.							
	Ague.	Cholera.	Influenza.	Fever.	Erysipelas.	Typhus Fever.	Hydrophobia.	Syphilis.	Black Fever.	Ship Fever.	Intermittent Fever.	Total.	Hydrocephalus.	Inflammation of Brain.	Apoplexy.	Brain Fever.	Convulsions.	Paralysis.
		2				2					32		5		5	1	2	
						2					80				1		1	4
		3		34			1		1		82				3	1		2
				5							11				1		1	
		6				3					43				2	3	1	
		1	4	6		2					37				1	4		1
		39		182		11	1				434				1	2	1	4
				16							27				1	3		
		2	1	2	2						11	1						
		4	2	26		6					86				2	1		5
		1		15		2					62				2	5		1
		9		27		2					123		2		6		3	10
		10		23		1			1		70		2		1	1		1
		9	2	14	1	1		2	3		71			3	2	2		
		1	2	67							100				1	1	2	
				8	1	3					26				1	1		
		6	2	7		10					45				1			2
		3		4		1					26		3		5		2	3
		11		10		3			1		44				2	3		3
		4		9		2					62							1
		4	8	17		5					80				6	2	1	3
		28		33	1	16					135					1	10	
		14		30		5					127				5	2		4
		1		3	1	2					28				1	1		1
		11		19		4					76		2		1	1		1
		9		6	1	3					35				1	1		1
		2		4							34				2	3	1	10
				6		6					22					5		
			2	3							39		2					
				2							7					1	2	
		2		6							29		1			1		
		5		46							112				1	5	2	5
		1		11							78				3	1	1	1
		4		7							41				1	2		2
		1		1		2					15				1			1
		6		36		1					78					2	4	3
		60	2	70	4	13				3	291		6		5	18	17	7
		119	2	149	4	16				1	389		18		7	31	23	8
1	382	28	904	15	146	2	2	13	2	3	3088	1	45	72	106	72	84	

No. V.—LOWER CANADA PERSONAL CENSUS,

COUNTIES AND CITIES.	DISEASES OF THE NERVOUS SYSTEM.—(Continued)						DISEASES OF THE RESPIRATORY AND							
	Palsy.	Lockjaw.	Epilepsy.	Delirium Tremens.	Insanity.	Flow of Blood to the Head.	Total.	Cynanche, including Quinsey and all other diseases of the throat.	Inflammation of Lungs.	Bronchitis.	Consumption.	Spitting of Blood.	Asthma.	Disease of Heart.
1 Beauharnois	2						15		3		27			
2 Bellechasse							6	3			6			
3 Berthier							6	3			21	1		
4 Bonaventure	1				1		4		1		6	1		
5 Chambly	2		3		1		12				34			1
6 Champlain							6	1	1		16			
7 Dorchester				2			8	2			37		1	
8 Drummond							6	4	1		9	1		
9 Gaspé							1		1		9		1	
10 Huntingdon							8	1			46			1
11 Kamouraska							8		1		12		1	
12 Leinster			1				22	3	3		46			
13 L'Islet	2						7	2				1		
14 Lotbinière							5		1		9			
15 Megantic							3				7			
16 Missisquoi							2		2		24			1
17 Montmorency							3				6			
18 Montreal							13	1	3		12	1		
19 Nicolet							8				22			1
20 Ottawa							1	1			9			
21 Portneuf							12	1	3		25		1	
22 Quebec							11	1			22			1
23 Richelieu							11	2	6		28			
24 Rimouski			1				6		1		29	1		
25 Rouville							4				24			2
26 St. Maurice							3				11			1
27 Saguenay			3				20		2		31	3		
28 St. Hyacinthe							5				21			
29 Shefford							2		1		12			
30 Sherbrooke							3		5		29	1	1	
31 Stanstead							2				22			1
32 Terrebonne							13	1	2		27	4	1	
33 Two Mountains			1	1			9		6		27		1	
34 Vaudreuil		1	1				6				8			
35 Verchères				1			4		1		10			
36 Yamaska			2				11		1		10	3		
37 Montreal, City			1				54	1	8	1	84	2	1	5
38 Quebec, "			1		1		89	2	17	3	62			
	7	1	16	2	3		409	28	70	4	840	6	19	18

DEATHS AND CAUSES OF DEATHS, 1851-2.

CIRCULATING ORGANS.						DISEASES OF THE DIGESTIVE ORGANS.															
Congestion of Lungs.	Aneurism.	Inflammation of Chest.	Ulcer on Lungs.	Pleurisy.	Total.	Teething.	Jaundice.	Worms.	Bowel Complaint.	Dropsy.	Liver Complaint.	Constipation.	Peritonitis.	Hernia.	Marasmus.	Bilious Fever.	Indigestion.	Gastric fever.	Dyspepsia.	Total.	
				1	31					2	3										6
				2	11						6										6
				2	25					1	3										5
				1	10						1										1
				1	36		1	2			4										7
				2	20			1			2		2								5
				4	44		1	1			7										11
				1	15		1				3										4
				2	13		1	1			1										3
				4	52		1	6			6										14
				3	17			1			5		5			1					12
				9	62		1		3	3	2		3								1
				2	6						12		10					1			20
		1		3	12			1		1	1		1								4
				2	7						2										3
				4	27				1		2										6
				1	10						5										9
				1	19		14	2	3		4				1						24
				4	28						2		1						1		9
				1	10					5	2										7
				1	31			2		3	5										9
				1	25		10				4										11
					36		5	1			4										10
		1			36			1	3		2										9
					27			1	1	2	7				1						12
					18		1	1	2		4				1						10
					43			4	1		4					2					6
					23		1	3		4	9				1						18
					14						4										9
					36				2		2										5
					23						4										5
					38						5										4
					34		1	2		2	4										10
					8			1	1	2	3										9
					12						2										2
					15						2		1								3
					104						9										68
					92		41	5	3	5	12		5			1	1		1	1	73
					79		123	33	37	38	154		32	5							448





## No. V.—LOWER CANADA PERSONAL CENSUS,

COUNTIES, CITIES AND TOWNS.	VIOLENT OR SUDDEN DEATHS.—(Continued.)					CAUSES				
	Choked.	Chloroform.	Perished in a Storm.	Found dead.	Accidents not specified.	Total.	Age.	Bloody Flux.	Cold.	Canker rash.
1 Beauharnois					3	17	10		1	
2 Bellechasse						5	2		3	
3 Berthier						4				
4 Bonaventure					1	1	1		5	
5 Chambly						4	4			
6 Champlain						5	4			
7 Dorchester					10	29			2	
8 Drummond					1	8			1	
9 Gaspé					2	7	1			
10 Huntingdon					3	14	10		1	
11 Kamouraska					1	7				
12 Leinster					6	13			2	
13 L'Islet					4	10				
14 Lotbinière					2	2				
15 Mégantic					2	11			2	
16 Missisquoi						2				
17 Montmorency						5			1	
18 Montreal					3	11			1	
19 Nicolet						7				
20 Ottawa					3	10	2	6	1	
21 Portneuf			1		4	8	7			
22 Quebec					5	8	7			
23 Richelieu					3	10				
24 Rimouski					1	16				
25 Rouville					2	15			1	
26 St. Maurice					3	10	1		2	
27 Saguenay					3	7			1	
28 St. Hyacinthe					1	12	4			
29 Shefford					4	4				4
30 Sherbrooke					1	2			1	
31 Stanstead						4	7			1
32 Terrebonne						11				
33 Two Mountains						11				
34 Vaudreuil			1		1	6				
35 Verchères					2	9				
36 Yamaska					1	2				
37 City of Montreal	1	1			7	31	22		9	
38 City of Quebec					5	21	8		10	1
	1	1	2		77	348	91	6	44	6

## DEATHS AND CAUSES OF DEATHS, 1851 2.

OF DEATH NOT CLASSED.													Total of Causes specified.	Total of Causes not specified.	Total of Deaths.			
	Complicated Disease.	Debility.	Decline	Heartburn.	Infancy.	Miscariage.	Nervous Debility.	Quinine—Effects of.	Rickets.	Stillborn.	Summer Complaint.	Stagnation of Blood.				Trouble.	Neglect.	Total.
										21	2				34	148	142	290
															5	114	126	240
															7	135	255	390
										1					7	37	20	57
	13	1								11					29	147	128	275
	3									6					13	94	85	179
	18									26		1			48	580	312	892
	4									5					12	85	62	147
										2					10	53	45	98
	6									11					29	216	166	382
	2									4					6	117	90	207
	12									12					27	266	226	492
	11									20					33	168	140	308
	5									5					10	113	71	184
	5														2	135	56	191
	13														14	103	58	161
	3														4	104	60	164
	8									1					9	111	121	232
	1	13								8					23	130	73	203
										9					31	178	98	276
										6					14	213	114	327
										4					8	212	99	311
	10									7					17	125	150	275
										27					28	176	52	228
	3														3	88	169	257
										4					8	128	94	222
										7					27	121	179	300
										1					5	77	74	151
	4									5					10	70	31	101
										5					14	88		88
	1	4								34	1				35	233	182	415
	1									9					14	160	103	263
	4									2					3	80	97	177
										5					4	58	41	99
															6	118	81	199
	5	38								1	16				99	689	1036	1725
	8	25									8				61	757	307	1064
	150	95								1	289	3	1	1	708	6500	5174	11674

**E R R A T A .**

In Trades, &c.—Page 509 for “Chandlers” read “Cattle Dealers.”

Do Page 519 for “Publishers” read “Polishers.”

In Deaths, &c.—Page 554 for “Pemphibus” read “Pemphigus.”



CENSUS OF CANADA.

---

Return of Lunatic Asylum  
IN  
TORONTO.

---

## UPPER CANADA PERSONAL CENSUS. RETURN OF LUNATIC ASYLUM, TORONTO, 1851-2.

	Sex.		Nature of malady.	Age.	Married.	Single.	Number of children.	Former Residence.	Supposed cause of Insanity.
	M.	F.							
1	1		Mania	36		1	York	Unknown.	
2	1		Mania	47	1		Huron, Perth and Bruce	Intemperance.	
3		1	Mania	23		1	Frontenac	Disappointed affection.	
4		1	Mania	47	W.		York	Intemperance.	
5		1	Mania	41	1		Do	Ill-treatment by husband.	
6	1		Dementia	24		1	Wentworth and Halton	Unknown.	
7		1	Mania	27	1		Huron, Perth and Bruce	Slander.	
8		1	Mania	34	W.		Middlesex	Grief.	
9		1	Mania	39	1		York	Intemperance.	
10	1		Dementia	29	1	1	Durham	Unknown.	
11	1		Mania	42		1	Lincoln	Intemperance.	
12		1	Mania	36	1		Essex	Unknown.	
13		1	Mania	21		1	Leeds	Hereditary.	
14	1		Dementia	56	1		Oxford	Injury of Head.	
15		1	Mania	26		1	Middlesex	Seduction.	
16	1		Mania	26		1	Do	Religion.	
17		1	Mania	26	1		York	Unknown.	
18		1	Mania	36	W.		Lincoln	Do.	
19		1	Mania	26	1		Kent	Do.	
20		1	Mania	46	W.		Durham	Ill-health.	
21		1	Mania	37	1		Essex	Jealousy.	
22		1	Mania	29		1	Norfolk	Unknown.	
23	1		Mania	48		1	Peterboro'	Intemperance.	
24	1		Mania	29		1	Lennox	Unknown.	
25	1		Mania	34		1	Stormont	Over-study.	
26	1		Mania	67	1		Do	Unknown.	
27		1	Mania	44	1		Addington	Ill-health.	
28	1		Mania	24		1	York	Unknown.	
29		1	Mania	31		1	Do	Epilepsy.	
30	1		Mania	41	1		Frontenac	Intemperance.	
31		1	Mania	51	W.		Wentworth	Puerperal.	
32	1		Dementia	36		1	Waterloo	Hereditary.	
33		1	Mania	31		1	York	Unknown.	
34	1		Dementia	25		1	Lincoln	Over-study.	
35		1	Dementia	36	Unknown		Lanark and Renfrew	Unknown.	
36	1		Mania	37		1	Do	Sickness.	
37	1		Dementia	55	1		Peterboro'	Unknown.	
38	1		Mania	32		1	York	Disappointment.	
39	1		Idiocy	28		1	Peterboro'	Fright.	
40		1	Mania	72		1	Middlesex	Unknown.	
41	1		Idiocy	31		1	Lanark and Renfrew	Religion.	
42		1	Mania	44	1		Leeds and Grenville	Domestic trouble.	
43	1		Mania	40		1	Huron, Perth and Bruce	Unknown.	
44	1		Mania	52		1	York	Intemperance.	
45		1	Mania	25		1	Lincoln	Disappointed affection.	
46	1		Mania	29	Unknown		Do	Unknown.	
47		1	Mania	34	1		Lennox	Reverse of circumstances.	
48	1		Mania	31		1	Prince Edward	Disappointment.	
49	1		Mania	49	Unknown		Middlesex	Unknown.	
50	1		Mania	30	Unknown		Frontenac	Do.	
51	1		Mania	54	1		Simcoe	Intemperance.	
52		1	Dementia	35	1		Do	Jealousy.	
53	1		Mania	32		1	York	Unknown.	
54		1	Idiocy	30		1	Do	Disappointed affection.	
55	1		Dementia	48	Unknown		Do	Unknown.	
56		1	Mania	23		1	Huron, Perth and Bruce	Do.	
57		1	Mania	25		1	Dundas	Disappointed affection.	
58	1		Dementia	68	1		Do	Unknown.	

## UPPER CANADA PERSONAL CENSUS. RETURN OF LUNATIC ASYLUM, TORONTO, 1851-2.

	Sex.		Nature of malady.	Age.	Married.	Single.	Number of children.	Former residence.	Supposed cause of Insanity.
	M.	F.							
59	1		Dementia	58	1			Stormont and Elgin	Unknown.
60		1	Mania	57		1		Do	Do.
61	1		Mania	37	1		1	Lambton	Do.
62	1		Mania	47	1			Wentworth and Halton	Do.
63	1		Idiocy	52		1		Middlesex	Do.
64	1		Idiocy	27		1		York	Do.
65	1		Mania	27		1		Prince Edward	Do.
66		1	Mania	21		1		Middlesex	Do.
67	1		Mania	47	1		6	York	Intemperance.
68	1		Mania	42	1		2	Durham	Ill-health.
69	1		Mania	31	1			Waterloo	Unknown.
70		1	Mania	23		1		York	Do.
71	1		Mania	36		1		Halton	Over study.
72		1	Mania	41	W.			Carleton	Religion.
73	1		Mania	23		1		Lincoln	Prolonged illness.
74	1		Mania	26		1		Lennox	Intemperance.
75	1		Mania	24		1		York	Unknown.
76		1	Mania	24		1		Do	Fright & derangt. of health.
77		1	Mania	18		1		Do	Unknown.
78		1	Mania	30	1		1	Middlesex	Removal from friends.
79	1		Mania	24		1		Waterloo	Unknown.
80		1	Mania	26		1		Middlesex	Reverse of circumstances.
81	1		Mania	32		1		Penitentiary, Kingston	Unknown.
82	1		Mania	40		1		Do	Do.
83	1		Mania	23		1		Do	Fear of hanging.
84	1		Mania	39	1			Do	Remorse.
85	1		Mania	35		1		Do	Intemperance.
86	1		Mania	30		1		Do	Unknown.
87		1	Mania	56	W.			Do	Do.
88	1		Mania	26	1		7	Hamilton, City	Over attention to business.
89	1		Mania	33	Unknown			Northumberland	Unknown.
90		1	Mania	39	1		3	York	Religion.
91	1		Mania	40		1		Do	Unknown.
92		1	Mania	26	1		4	Do	Misconduct of husband.
93	1		Mania	55	1		9	Do	Has a suit in Chancery.
94		1	Mania	20	1			Northumberland	Uterine disease.
95		1	Mania	4	1			York	Unknown.
96		1	Mania	40	1			Waterloo	Sickness.
97		1	Dementia	28	W.		3	York	Unknown.
98		1	Dementia	26	1			Leeds and Grenville	Do.
99	1		Mania	19		1		Lanark and Renfrew	Do.
100		1	Mania	34		1		Middlesex	Remorse.
101		1	Mania	21		1		York	Sickness.
102		1	Mania	43	1		6	Wentworth and Halton	Religion.
103	1		Dementia	62	1		2	York	Intemperance.
104		1	Mania	47	1			Carleton	Unknown.
105		1	Mania	36		1		York	Do.
106		1	Mania	27		1		Kent	Debauchery.
107		1	Mania	23		1		Do	Unknown.
108		1	Mania	25		1		York	Hereditary.
109	1		Idiocy	22		1		Simcoe	Idiocy.
110	1		Mania	17		1		Do	Unknown.
111	1		Mania	29		1		Northumberland	Epilepsy.
112		1	Mania	19		1		Stormont	Unknown.
113	1		Mania	62	1		3	Wentworth and Halton	Epilepsy.
114	1		Mania	46		1		Glengarry	Hereditary.
115	1		Dementia	42	1			Middlesex	Unknown.
116	1		Mania	30		1		Lambton	Epilepsy.

## UPPER CANADA PERSONAL CENSUS. RETURN OF LUNATIC ASYLUM, TORONTO, 1850-1.

	Sex.		Nature of malady.	Age.	Married.	Single.	Number of children.	Former residence.	Supposed cause of Insanity.
	M.	F.							
117	1		Mania	36				Essex	Epilepsy.
118		1	Dementia	37	1		5	Oxford	Intemperance.
119		1	Mania	52	1			Hastings	Do.
120		1	Mania	27	1			York	Unknown.
121	1		Mania	33		1		Frontenac	Masturbation.
122		1	Mania	40	1			Do	Domestic trouble.
123		1	Mania	21		1		Durham	Unknown.
124		1	Dementia	50		1		York	Do.
125		1	Mania	47	1			Northumberland	Religion.
126	1		Mania	30		1		York	Unknown.
127	1		Mania	54	1		4	Do	Religion.
128		1	Mania	15		1		Do	Hereditary.
129	1		Dementia	22		1		Wentworth and Halton	Do.
130	1		Dementia	55	W.		6	Durham	Unknown.
131	1		Mania	41		1		Stormont.	Intemperance.
132	1		Mania	28		1		Do	Unknown.
133		1	Mania	41		1		Dundas	Hereditary.
134		1	Mania	56	1			York	Unknown.
135		1	Dementia	26		1		Lanark and Renfrew	Death of relative.
136		1	Mania	40	1			Do	Jealousy.
137		1	Dementia	41	1			Do	Unknown.
138		1	Mania	28		1		York	Hereditary.
139		1	Mania	31		1		Wentworth and Halton	Domestic trouble.
140	1		Dementia	24		1		Do	Hereditary.
141	1		Mania	31		1		Lincoln and Halton	Unknown.
142		1	Mania	29	1		1	Middlesex	Do.
143		1	Mania	33	1		3	York	Grief.
144		1	Mania	24		1		Do	Disappointment.
145		1	Mania	22		1		Frontenac	Unknown.
146	1		Mania	31	1			York	Jealousy.
147	1		Mania	29		1		Do	Fracture of skull.
148		1	Mania	27	1			Hastings	Ill treatment.
149		1	Dementia	46	1			York	Unknown.
150		1	Dementia	33	1			Do	Sickness.
151		1	Dementia	51		1		Do	Death of brother.
152	1		Idiocy	19		1		Do	Epilepsy.
153		1	Mania	41	1			Do	Reverse of circumstances.
154		1	Mania	41	1			Lambton	Uterine disease.
155	1		Mania	23		1		York	Religion.
156	1		Mania	16		1		Do	Epilepsy.
157		1	Mania	23	1			Do	Ill treatment.
158	1		Mania	49	1			Do	Intemperance.
159		1	Dementia	25		1		Middlesex	Unknown.
160	1		Mania	37	1			Haldimand	Do.
161		1	Mania	29		1		York	Do.
162	1		Monomania	43	1		4	Do	Religion.
163	1		Mania	34		1		Waterloo	Unknown.
164	1		Dementia	54	1		4	York	Epilepsy.
165	1		Dementia	62		1		Essex	Unknown.
166	1		Mania	45	1		4	Perth	Religion.
167	1		Dementia	35	1		2	York	Solitude.
168		1	Dementia	31	1		4	Do	Unknown.
169	1		Idiocy	24		1		Frontenac and Lennox	Do.
170	1		Mania	34		1		Wentworth and Halton	Do.
171	1		Mania	31		1		York	Do.
172	1		Mania	51		1		Simcoe	Unknown.
173	1		Mania	30		1		Norfolk	Do.
								Peterboro'	Intemperance.

## UPPER CANADA PERSONAL CENSUS. RETURN OF LUNATIC ASYLUM, TORONTO, 1851-2.

	Sex.		Nature of malady.	Age.	Married.	Single.	Number of children.	Former residence.	Supposed cause of Insanity.
	M.	F.							
175		1	Idiocy	47		1		Middlesex	Idiocy.
176	1		Mania	29	1		2	Durham	Domestic trouble.
177	1		Mania	37		1		Peterboro'	Religion.
178		1	Mania	62	1			Lambton	Reverse of circumstances.
179	1		Mania	31		1		Haldimand	Fright.
180		1	Dementia	42	W.		3	York	Death of relative.
181		1	Mania	62	W.		2	Lanark and Renfrew	Loss of property.
182	1		Mania	34		1		Dundas	Unknown.
183	1		Dementia	40		1		Durham	Do.
184		1	Dementia	22		1		Frontenac	Do.
185		1	Mania	30		1		York	Do.
186	1		Mania	27		1		Kent	Do.
187		1	Dementia	22		1		Middlesex	Do.
188	1		Mania	29		1		Wentworth and Halton	Do.
189	1		Dementia	37		1		York	Do.
190		1	Mania	44	1		7	Essex	Loss of property.
191		1	Mania	49	1		3	York	Religion.
192	1		Mania	30		1		Waterloo	Injury of head.
193	1		Mania	26		1		Do	Hereditary.
194	1		Mania	49	1			Do	Ill health.
195		1	Mania	41	W.			Oxford	Unknown.
196	1		Mania	21		1		Lineola	Over study.
197	1		Mania	36		1		York	Unknown.
198		1	Mania	31	1			Addington	Ill health.
199	1		Mania	31		1		York	Do.
200		1	Mania	41	W.			Do	Do.
201		1	Mania	46	W.			Do	Unknown.
202	1		Mania	51	W.		9	Do	Grief.
203	1		Mania	45	W.			Do	Injury of head.
204		1	Dementia	24		1		Wentworth and Halton	Fright.
205	1		Mania	29		1		Oxford	Erysipelas of head.
206	1		Mania	51		1		Do	Unknown.
207		1	Mania	24	1			Prince Edward	Injury of head.
208		1	Mania	47	1		5	Peterboro'	Ill health.
209	1		Mania	56		1		Lanark and Renfrew	Unknown.
210		1	Mania	27	1		3	Middlesex	Puerperal.
211		1	Mania	46	1			Wentworth and Halton	Unknown.
212		1	Mania	41		1		Stormont	Over application.
213	1		Mania	29		1		Glengarry	Intemperance.
214		1	Mania	19		1		Stormont	Unknown.
215		1	Dementia	17		1		Middlesex	Ill health.
216	1		Mania	30		1		York	Anxiety.
217		1	Mania	46	1			Peterboro'	Unknown.
218		1	Mania	36	1			Huron	Fright.
219	1		Melancholia	41	1			Prince Edward	Reverse in circumstances.
220	1		Mania	14	J.			Northumberland	Epilepsy.
221		1	Mania	46	W.			Peterboro'	Grief.
222		1	Mania	36	1		3	Huron	Fright.
223	1		Mania	23		1		Oxford	Unknown.
224	1		Melancholia	44	1		10	Simcoe	Anxiety.
225		1	Mania	56	1			Carleton	Unknown.
226	1		Mania	46		1		Leeds and Grenville	Do.
227		1	Mania	36	1			Durham	Do.
228	1		Idiocy	36	Unknown.			Carleton	Do.
229	1		Mania	40	1			Middlesex	Do.
230	1		Mania	27		1		York	Do.
231	1		Dementia	25		1		Lennox	Do.
232	1		Mania	29		1		York	Disappointment.

UPPER CANADA PERSONAL CENSUS. RETURN OF LUNATIC ASYLUM, TORONTO, 1851-2.

	Sex.		Nature of malady.	Age.	Married.	Single.	Number of children.	Former residence.	Supposed cause of Insanity.
	M.	F.							
233		1	Mania	30		1		York	Unknown.
234		1	Mania	43	1		7	Do	Do.
235		1	Mania	55	1		5	Middlesex	Do.
236		1	Idiocy	34			1	York	Do.
237	1		Mania	44	Unknown			Waterloo	Do.
238		1	Mania	45		1		Renfrew	Do.
239		1	Mania	35	1		3	York	Fear.
240		1	Idiocy	35		1		Do	Idiocy.
241		1	Dementia	41	1		6	Do	Unknown.
242		1	Mania	28		1		Frontenac	Do.
243		1	Dementia	80		1		York	Do.
244	1		Mania	40	1		4	Do	Do.
245		1	Mania	26	1			Do	Do.
246	1		Mania	35	1		3	Waterloo	Ill health.
247		1	Dementia	47	1		1	Durham	Disappointment.
248		1	Mania	31		1		Prescott and Russell	Fall from a horse.
249		1	Mania	73		1		York	Unknown.
250	1		Mania	35		1		Haldimand	Do.
251	1		Mania	49		1		Wentworth and Halton	Do.
252		1	Dementia	33		1		Lincoln	Idiocy.
253		1	Dementia	26		1		Halton	Unknown.
254	1		Mania	26		1		Wentworth	Do.
255		1	Idiocy	31		1		Oxford	Do.
256	1		Mania	33	Unknown			Lanark and Renfrew	Do.
257	1		Mania	40		1		York	Fall from a horse.
258	1		Dementia	30		1		Do	Political trouble.
259	1		Dementia	31		1		Do	Idiocy.
260		1	Mania	30		1		Do	Unknown.
261		1	Mania	50	Unknown			Do	Do.
262		1	Dementia	40		1		Do	Do.
263	1		Mania	35	1			Do	Do.
264	1		Mania	44	Unknown			Do	Do.
265		1	Mania	49		1		Do	Do.
266	1		Mania	39		1		Northumberland	Do.
267	1		Mania	44	Unknown			Leeds and Grenville	Do.
268	1		Mania	39	1			Do	Do.
269		1	Mania	39		1		Halton	Do.
270		1	Mania	59	1			Lennox	Do.
271		1	Mania	61	1			Welland	Do.
272		1	Dementia	49		1		York	Do.
273	1		Mania	58	1			Lanark	Do.
274	1		Idiocy	58	Unknown			Waterloo	Do.
275	1		Mania	58	1			Kent	Do.
276		1	Mania	53	1			Waterloo	Do.
277		1	Mania	28		1		Wentworth	Do.
278	1		Mania	49	1			York	Do.
279		1	Mania	42		1		Do	Do.
280		1	Mania	42	Unknown			Durham	Do.
281	1		Mania	47	Unknown			Hastings	Do.
282		1	Mania	32		1		York	Do.
283	1		Mania	32		1		Frontenac	Do.
284	1		Mania	29		1		York	Do.
285	1		Mania	51	Unknown			Middlesex	Do.
286		1	Mania	41	1			Northumberland	Do.
287	1		Mania	32		1		York	Do.
288		1	Mania	51		1		Durham	Do.
					Unknown	16			
	150	138				118	170		

This return is signed by Dr. John Scott.

---

# CENSUS

OF THE

# CANADAS.

---

1851-2.

---

## PERSONAL CENSUS.

VOL. I.

---

PRESENTED TO BOTH HOUSES OF PARLIAMENT BY COMMAND OF HIS EXCELLENCY.


---



QUEBEC:

PRINTED BY JOHN LOVELL, AT HIS STEAM PRINTING ESTABLISHMENT,  
MOUNTAIN STREET.

1853.



CENSUS OF CANADA.

---

Return of Lunatic Asylum  
IN  
QUEBEC.

---

## LOWER CANADA PERSONAL CENSUS. RETURN OF LUNATIC ASYLUM, QUEBEC, 1851-2

	Nature of malady.	Sex.		Age.	Married.	Single.	Number of children.	Former residence.	Supposed cause of Insanity.
		M.	F.						
1	Vide note at the end of the Return.	1	...	52	1	...	...	Quebec	Vide Note at the end of the Return.
2		...	1	29	...	1	...	Do	
3		1	...	48	...	1	...	Do	
4		1	...	30	...	1	...	Montreal	
5		1	...	41	...	1	...	Do	
6		1	...	38	...	1	...	Do	
7		1	...	30	1	...	...	Do	
8		1	...	30	...	1	...	Do	
9		1	...	47	...	1	...	Do	
10		1	...	14	...	1	...	Do	
11	1	...	30	1	...	...	Do		
12	1	...	54	...	1	...	Do		
13	1	...	23	...	1	...	Do		
14	1	...	30	...	1	...	Do		
15	1	...	52	1	...	...	Do		
16	1	...	32	1	...	...	Do		
17	1	...	52	1	...	...	Do		
18	...	1	26	...	1	...	Do		
19	...	1	32	...	1	...	Do		
20	...	1	63	...	1	...	Do		
21	...	1	28	1	...	...	Do		
22	...	1	26	...	1	...	Do		
23	...	1	28	...	1	...	Do		
24	...	1	50	1	...	...	Do		
25	...	1	40	...	1	...	Do		
26	1	...	30	...	1	...	Do		
27	...	1	45	1	...	...	Quebec		
28	...	1	57	...	1	...	Do		
29	...	1	28	1	...	...	Montreal		
30	...	1	40	...	1	...	Do		
31	...	1	15	...	1	...	Do		
32	1	...	39	1	...	...	Do		
33	...	1	48	1	...	...	Quebec		
34	1	...	40	...	1	...	Do		
35	...	1	24	...	1	...	Do		
36	1	...	55	1	...	...	Rawdon		
37	1	...	17	...	1	...	St. Roch		
38	...	1	32	...	1	...	Montreal		
39	1	...	34	...	1	...	Quebec		
40	1	...	45	...	1	...	Montreal		
41	1	...	9	...	1	...	Do		
42	1	...	29	...	1	...	Do		
43	1	...	19	...	1	...	Lorette		
44	1	...	40	1	...	...	Megantic		
45	1	...	32	...	1	...	Ste. Foye		
46	...	1	40	...	1	...	Quebec		
47	...	1	34	...	1	...	Montreal		
48	...	1	8	...	1	...	Do		
49	1	...	36	...	1	...	Quebec		
50	1	...	37	1	...	...	Do		
51	1	...	18	...	1	...	Do		
52	...	1	29	1	...	...	Montreal		
53	...	1	39	1	...	...	Do		
54	...	1	29	1	...	...	Do		
55	...	1	40	1	...	...	Clarenceville		
56	...	1	23	...	1	...	Melbourne		
57	...	1	25	...	1	...	Montreal		



## LOWER CANADA PERSONAL CENSUS. RETURN OF LUNATIC ASYLUM, QUEBEC, 1851-2.

Nature of malady.	Sex.		Age.	Married.	Single.	Number of children.	Former residence.	Supposed cause of Insanity.
	M.	F.						
58		1	52		1		Montreal	
59	1		20		1		Quebec	
60		1	30		1		Do	
61		1	24	4			Do	
62	1		32		1		Montreal	
63		1	24		1		Do	
64	1		40		1		Do	
65		1	29		1		Quebec	
66	1		30		1		Do	
67		1	22		1		Montreal	
68		1	45		1		Quebec	
69		1	57	1			Do	
70		1	26		1		Montreal	
71	1		63		1		Quebec	
72	1		50	1			Ste. Marie	
73		1	48	1			Montreal	
74	1		22		1		Do	
75	1		50	1			Quebec	
76	1		23		1		Do	
77		1	24		1		Do	
78	1		42		1		Pointe Lévy	
79		1	21		1		St. Ambroise	
80		1	35		1		Montreal	
81	1		49		1		Quebec	
82	1		40	1			Do	
83	1		20		1		Do	
84		1	30		1		Montreal	
85		1	24		1		Do	
86	1		58	1			Quebec	
87	1		40		1		Montreal	
88		1	42	1			Do	
89	1		45	1			Quebec	
90		1	18		1		Ange Gardien	
91		1	34	1			Montreal	
92		1	36	1			Do	
93	1		26	1			Clarenceville	
94		1	24		1		Montreal	
95		1	34	1			Do	
96		1	28	1			Do	
97	1		32	1			Do	
98		1	55	1			Quebec	
99	1		32		1		Do	
100		1	50	1			Montreal	
101	1		22		1		Quebec	
102		1	50	1			Do	
103		1	48		1		Do	
104	1		25		1		Do	
105	1		33	1			Montreal	
106	1		26		1		Do	
107	1		34		1		Lorette	
108	1		35		1		Three Rivers	
109	1		28		1		Quebec	
110	1		20		1		Do	
111	1		28		1		Montreal	
112		1	24		1		Do	
113		1	18		1		Pointe Lévy	
114	1		38		1		Montreal	

## LOWER CANADA PERSONAL CENSUS. RETURN OF LUNATIC ASYLUM, QUEBEC, 1851-2.

	Sex.		Age.	Married.	Single.	Number of children.	Former residence.	Supposed cause of Insanity.
	M.	F.						
115		1	26		1	Montreal		
116		1	48	1		Do		
117	1		36		1	Do		
118		1	39		1	Do		
119	1		46	1		Quebec		
120	1		35		1	Do		
121		1	45		1	Do		
122		1	40		1	Montreal		
123		1	36	1		Do		
124	1		25		1	Do		
125	1		38		1	Do		
126		1	49	1		Do		
127	1		34		1	Do		
128		1	29		1	Do		
128	1		41		1	Napierville		
130	1		60		1	Lorette		
131		1	36	1		Quebec		
132	1		12		1	St. Bartheleme		
133	1		43	1		Quebec		
134	1		45	1		Valcartier		
135	1		42	1		Quebec		
136	1		32	1		Montreal		
137	1		47	1		Do		
138	1		36		1	Three Rivers		
139		1	52	1		Montreal		
140		1	20		1	Do		
141	1		32	1		Do		
142		1	48		1	Do		
143	1		40	1		Quebec		
144		1	24		1	Do		
145		1	28		1	Montreal		
146	1		30	1		Do		
147		1	60	1		Lorette		
149	1		26		1	Quebec		
199		1	36	1		Montreal		
150	1		48		1	Quebec		
151		1	28		1	Do		
152		1	38		1	Do		
153		1	21		1	Montreal		
	80	78		54	99			

NOTE.—We can say nothing reliable of the “*cause of Insanity*” in the individual cases. Instead of a History or Record of each case, there was sometimes no clue even to the name or religion of the patient. Where there exists a tendency, hereditary or otherwise, to disease or disturbance of the functions of the brain, the first exciting cause, whether love, grief, loss or gain of property, religion, intemperance, &c., merely gives a direction or complexion to the form of Insanity.

The “*Nature of Malady*” is extremely various even in the same individual at different times. Of the 153 now under care, 12 are epileptic and dangerous only after an attack, 17 are simply epileptic, and unable to take care of themselves; 22 are unsafe, dangerous, and require constant watching; 47 are depraved and filthy in their habits; 15 are idiotic from birth, or have become so from long continued confinement or disease of the brain. The remainder, 30, labour under many different forms of Insanity.

Most patients with disturbance of the brain are liable to attacks of “*Mania*,” strictly so called; the attack however seldom lasts long.

This Note is signed by Drs. Douglas, Morrin and Frémont.