

Technical and Bibliographic Notes / Notes techniques et bibliographiques

The Institute has attempted to obtain the best original copy available for filming. Features of this copy which may be bibliographically unique, which may alter any of the images in the reproduction, or which may significantly change the usual method of filming, are checked below.

L'Institut a microfilmé le meilleur exemplaire qu'il lui a été possible de se procurer. Les détails de cet exemplaire qui sont peut-être uniques du point de vue bibliographique, qui peuvent modifier une image reproduite, ou qui peuvent exiger une modification dans la méthode normale de filmage sont indiqués ci-dessous.

Coloured covers/
Couverture de couleur

Covers damaged/
Couverture endommagée

Covers restored and/or laminated/
Couverture restaurée et/ou pelliculée

Cover title missing/
Le titre de couverture manque

Coloured maps/
Cartes géographiques en couleur

Coloured ink (i.e. other than blue or black)/
Encre de couleur (i.e. autre que bleue ou noire)

Coloured plates and/or illustrations/
Planches et/ou illustrations en couleur

Bound with other material/
Relié avec d'autres documents

Tight binding may cause shadows or distortion along interior margin/
La reliure serrée peut causer de l'ombre ou de la distorsion le long de la marge intérieure

Blank leaves added during restoration may appear within the text. Wherever possible, these have been omitted from filming/
Il se peut que certaines pages blanches ajoutées lors d'une restauration apparaissent dans le texte, mais, lorsque cela était possible, ces pages n'ont pas été filmées.

Additional comments:/
Commentaires supplémentaires:

Coloured pages/
Pages de couleur

Pages damaged/
Pages endommagées

Pages restored and/or laminated/
Pages restaurées et/ou pelliculées

Pages discoloured, stained or foxed/
Pages décolorées, tachetées ou piquées

Pages detached/
Pages détachées

Showthrough/
Transparence

Quality of print varies/
Qualité inégale de l'impression

Continuous pagination/
Pagination continue

Includes index(es)/
Comprend un (des) index

Title on header taken from: /
Le titre de l'en-tête provient:


Title page of issue/
Page de titre de la livraison

Caption of issue/
Titre de départ de la livraison

Masthead/
Générique (périodiques) de la livraison

This item is filmed at the reduction ratio checked below/
Ce document est filmé au taux de réduction indiqué ci-dessous.

10X	14X	18X	22X	26X	30X
<input type="checkbox"/>	<input type="checkbox"/>	<input type="checkbox"/>	<input checked="" type="checkbox"/>	<input type="checkbox"/>	<input type="checkbox"/>
12X	16X	20X	24X	28X	32X



From nature

SAMIA COLUMBIA, SMITH. (♀).

G. I. Boules.

THE CANADIAN
ENTOMOLOGIST.

VOLUME III.

WITH FORTY ILLUSTRATIONS.

Edited by the Rev. C. J. S. Bethune, M. A.,
Head Master of Trinity College School, Port Hope, Ont.

ASSISTED BY

W. SAUNDERS, London, Ont.; E. B. REED, Barrister-at-Law, London, Ont.; and J. M
DENTON, London, Ont.

LONDON:

PRINTED BY THE FREE PRESS STEAM PRINTING COMPANY, RICHMOND ST.

1871

LIST OF CONTRIBUTORS TO THIS VOLUME.

BETHUNE, REV. C. J. S., The Editor.....	PORT HOPE, ONT.
BOWLES, G. J.....	QUEBEC.
CHAMBERS, V. T.....	COVINGTON, KY.
COUPER, WM.....	MONTREAL, P. Q.
DODGE, C. R.....	WASHINGTON, D. C., U. S.
DIMMOCK, GEO.....	SPRINGFIELD, MASS., U. S.
EDWARDS, W. H.....	COALBURGH, W. VA., U. S.
GROTE, AUG. R.....	DEMOPOLIS, ALA., U. S.
JONES, J. MATTHEW.....	HALIFAX, NOVA SCOTIA.
PARKER, H. W.....	AMHERST, MASS., U. S.
PETTIT, J.....	GRIMSBY, ONT.
REED, E. B., Assistant Editor.....	LONDON, ONT.
RILEY, C. V.....	ST. LOUIS, MO., U. S.
SAUNDERS, WM., Assistant Editor.....	LONDON, ONT.
SPRAGUE, P. S.....	BOSTON, MASS., U. S.
THOMAS, C.....	WASHINGTON, D. C., U. S.
WALKER, FRANCIS.....	LONDON, ENGLAND.

C O N S T I T U T I O N
O F
The Entomological Society of Ontario,
I N C O R P O R A T E D 1 8 7 1 .

SECTION I.—(OBJECTS AND MEMBERSHIP.)

1. The Society shall be called "The Entomological Society of Ontario," and is instituted for the investigation of the character and habits of insects, the improvement and advancement of Entomological Science, and more especially its practical bearing on the Agricultural and Horticultural interests of the Province. The Society shall consist of not less than twenty-five members.

2. The Society shall consist of four classes, viz. :—Members Ordinary, Life, Associate and Honorary.

3. Ordinary Members shall be persons whose pursuits, or studies, are connected with Entomology, or who are in any way interested in Natural History.

4. Life Members shall be persons who have made donations to the value of \$25 in money, books or specimens (the two latter to be valued by competent persons), or who may be elected as such at the General Meeting of the Society, for important services performed, and after due notice has been given.

5. Associate Members shall be persons residing out of the Dominion of Canada, whose pursuits or interests are similar to those of Ordinary Members. They shall have all the privileges of Ordinary Members except that of voting.

6. Honorary Members shall be members of high standing and eminence for their attainments in Entomology.

7. The number of Honorary Members shall be limited to twenty-five.

8. The Officers of the Society shall consist of a President, a Vice-President, a Secretary-Treasurer, and not fewer than three, and not more than five, Directors, to form a Council; all of whom, with two Auditors, shall be elected annually at the Annual General Meeting of the Society, and shall be eligible for re-election. The said Council shall, at their first meeting, appoint a Curator.

SECTION II.—(ELECTION OF MEMBERS.)

1. All candidates for admission into the Society as Members, Associate Members, or Life Members, must be proposed by a member at a regular meeting of the Society, and be ballotted for; the affirmative vote of three-fourths of the members present shall be necessary for the election of a candidate.

2. Honorary Members must be recommended by at least three members, who shall certify that the person named is eminent for his Entomological attainments; the election in their case shall be conducted in the same manner as laid down for other members.

3. Whenever any person is elected a member in any class, the Secretary shall immediately inform him of the same by letter; and no person shall be considered a member until he has signified his acquiescence in the election.

4. Every person elected a member is required to pay his first contribution within one month of the date of his election; otherwise his election shall be null and void.

SECTION III.—(CONTRIBUTIONS.)

1. The annual contribution of Ordinary and Associate Members shall be one dollar; all contributions to be due in advance on the first day of January in each year, the payment of which shall entitle the member to a copy of all the publications of the Society during the year. All new members, except those elected at and after the Annual General Meeting and before the following first of January, shall be required to pay the subscription for the year in which they are elected.

2. Every member shall be considered to belong to the Society, and as such be liable to the payment of his annual contribution, until he has either forfeited his claim, or has signified to the Secretary in writing his desire to withdraw, when his name shall be erased from the list of members.

3. Whenever any member shall be one year in arrear in the payment of his annual contribution, the Secretary shall inform him of the fact in writing. Any member continuing two years in arrears shall be considered to have withdrawn from the Society, and his name shall be erased from the list of members.

4. Life and Honorary Members shall not be required to pay any annual contribution.

SECTION IV.—(OFFICERS.)

1. The duties of the President shall be to preside at all meetings of the Society, to preserve good order and decorum, and to regulate debates.

2. The duties of the Vice-President shall be the same as those of the President during his absence.

3. The duties of the Secretary-Treasurer shall be to take and preserve correct minutes of the proceedings of the Society, and to present and read all communications addressed to the Society; to notify members of their election, and those in arrear of the amount of their indebtedness; to keep a correct list of the members of the Society, with the dates of their election, resignation, or death, and their addresses; to maintain the correspondence of the Society, and to acknowledge all donations to it. He shall also take charge of the funds of the Society, and keep an accurate account of all receipts and disbursements, and of the indebtedness of the members, and render an annual report of the same at the Annual General Meeting of the Society, in the manner required by the Act respecting the Board of Agriculture and Arts.

4. It shall be the duty of the Curator to take charge of all books, specimens, cabinets, and other properties of the Society; to receive and arrange in their proper places all donations of specimens; to keep a record of all contributions of books and specimens, with a list of the contributors; and to oversee and direct any exchange of specimens. He shall, also, report annually to the Society on the condition of the specimens and cabinets under his care.

5. The Officers of the Society shall form a Council who shall have the direction and management of the affairs of the Society. The Council shall meet once in every quarter, the time and place of meeting to be appointed by the President, and notice to be given by the Secretary at least ten days beforehand.

6. The Council shall draw up a Yearly Report on the state of the Society, in which shall be given an abstract of all the proceedings, and a duly audited account of the receipts and expenditure of the Society during their term of office; and such Report shall be read at the Annual General Meeting.

SECTION V.—(MEETINGS.)

1. Ordinary Meetings shall be held once a month, on such days and at such hour as the Society by resolution may from time to time agree upon.
2. The Annual General Meeting of the Society shall be held at the place and during the same time as the Exhibition of the Agricultural and Arts Association is being held in each year, to receive and deliberate upon the Report of the Council on the state of the Society, to elect Officers and Directors for the ensuing year, and to transact any other business of which notice has been given.
3. Special Meetings of the Society may be called by the President upon the written request of five members of the Society, provided that one week's notice of the meeting be given, and that its object be specified.

SECTION VI.—(BRANCHES OF THE SOCIETY.)

1. Branches of the Society may be formed in any place within the Dominion of Canada on a written application to the Society from at least six persons resident in the locality.
2. Each Branch shall be required to pay to the Parent Society fifty cents per annum for each paying member on its list.
3. Every Branch shall be governed by the constitution of the Society, but shall have power to elect its own officers, and enact by-laws for itself, provided they be not contrary to the tenor and spirit of the Constitution of the whole Society.
4. All the members of the Branches shall be members of the Society and entitled to all the privileges of Ordinary Members.
5. No Associate or Honorary Member shall be appointed by the Branches, but such members may be proposed at General Meetings of the Society by any Branch, as well as by individual members.
6. Each Branch shall transmit to the Parent Society, on or before the first of September in each year, an Annual Report of its proceedings, such Report to be read at the Annual General Meeting.

SECTION VII.—(ALTERATION OF CONSTITUTION.)

1. No article in any section of this Constitution shall be altered or added to, unless notice be first given at an ordinary meeting of the Society, or of a Branch, and the alteration or addition be sanctioned by two-thirds of the members present at the next ensuing meeting; the Secretary of the Society, or of the Branch, shall then notify the Secretaries of all the other Branches; when the sanction of all the Branches has been obtained in the same manner, the alteration or addition shall become law.

Act of Incorporation of the Entomological Society of Ontario.

Extracted from the Agricultural and Arts Act, 34 Vic. 1870-71.

That the following new section and sub-section read as and be section thirty-three of 31 Vict., c. 29 :—

“The Society now existing and known as the ‘Entomological Society of Canada,’ may organize and form themselves into a Society, comprising not less than twenty-five members, and paying an annual subscription of not less than one dollar each, to be known as “The Entomological Society of Ontario,” and shall have power to adopt a constitution, and make by-laws for the admission of members, and for its guidance and proper management, and the promotion of any objects consistent with the study of Entomology, and its practical bearing upon the Agricultural and Horticultural interests of the Province of Ontario and not inconsistent with the laws of the Province ; and on filing a copy of such constitution and by-laws with the Commissioner of Agriculture, such society shall become a body corporate under this Act.”

(1.) And such society shall be entitled to receive, from unappropriated moneys in the hands of the Treasurer of the Province, a sum not to exceed five hundred dollars in any one year :

(2.) The said Society shall hold an annual meeting at the place, and during the same time as the Exhibition of the Agricultural and Arts Association is being held, in each and every year ; and shall at such meeting present a full report of its proceedings and a detailed statement of its receipts and expenditure for the previous year, and shall at such meeting elect a President, Vice-President, Secretary and Treasurer (or a Secretary-Treasurer), and not fewer than three, nor more than five Directors ; and they shall also elect two Auditors :

(3.) A copy of the annual report of its proceedings, and a list of the office-bearers elected, and also a report of such information as the Society may have been able to obtain on the subject of insects beneficial or injurious to the farm and the garden, with such appropriate illustrations as the Society may have been able to obtain, shall be sent to the Commissioner of Agriculture within thirty days after the holding of such annual meeting.

By another section the President of the Entomological Society of Ontario is made a member *ex officio* of the Council of the Agricultural Society.

The Canadian Entomologist.

VOL. III.

LONDON, ONT., APRIL, 1871.

NO. 1.

OUR THIRD VOLUME.

To all our friends and correspondents—to all who read these pages, we bid a kindly greeting. Once more we are entering upon a new volume; for the third time we solicit the attention and assistance of all lovers of nature throughout the continent—of all especially who delight in the study of the wonderfully varied forms, structure and habits of Insects. In addition, we now also desire to draw into our friendly circle of readers and observers in the same great field of nature, that numerous class of haters of insects, who hate them with a deadly hate, who give them no quarter in any case, and who devote them all alike to execration and unsparing destruction. Friends, we invite you all to come and join us in our work, which is one of deepest pleasure, even though often filled with toil; come with us and search into the mysteries of the insect world; help us to trace out the wondrous beauties of structure, form and coloring of these marvels of the Creator's power; help us to investigate thoroughly the lives, metamorphoses, habits, occupations, food, and all other matters connected with these tiny creatures; join us in working out their scientific arrangement and nomenclature; aid us in rightly discriminating between friend and foe, between noxious, beneficial and neutral insects, and let us all unite in the endeavour to discover the best means of counteracting the ravages of the one, and of encouraging and protecting the other.

In this work all can do something; not only the laborious student of Entomology and the ardent collector of insects, but multitudes of others as well. Every fruit grower, farmer and gardener, every one who cultivates even a square yard of ground, has constant opportunities of learning new facts respecting these ubiquitous creatures, and can, if he but will, add much to our knowledge of them. Careful observation is the first and most important operation, and next the accurate record of the facts observed. It is astonishing how much can be learnt in a single season by any one who will but open his eyes to what is going on about him, and how much true pleasure can be derived from the contemplation. We beg, then, kindly reader, that if you are not already like ourselves a devotee at this particular shrine of Nature, that you will make use of this joyous spring time that has opened upon us, and become initiated into the mysteries of this alluring science. It is a branch of knowledge the pages whereof are open to all, the secrets of which are ready to be disclosed to every enquirer. It requires no costly apparatus, no long journeys in search of materials; its

objects are all about us; go where we will we cannot fail to find them. It is, moreover, fraught with pleasure to the seeker after it, and bears as its fruit results of enormous value to the prosperity and wealth of our country.

To enable us to enlarge our circle of readers and correspondents, and to attract as many as possible into the consideration of this branch of natural history, we are publishing a thousand copies of this number of the CANADIAN ENTOMOLOGIST, and are sending them to all whose addresses we can ascertain, and who are known to be interested in the subjects treated of in these pages, either directly as Entomologists, or indirectly as Fruit-growers and Agriculturists. We beg that all those to whom a copy of this number is sent, and who desire to receive it regularly, will kindly send the amount of the subscription to the Secretary-Treasurer as stated below. Former subscribers will no doubt observe and appreciate the improvements in the appearance, size and embellishment of our Journal. Though our progress has been satisfactory since we timidly put forth a first number in August, 1868, we still hope to continue to prosper and increase, and we trust that all our friends will not deem it too much trouble to give us a helping hand, and introduce us to their neighbors and correspondents.

THE ENTOMOLOGIST will in future be mailed to all members of the ENTOMOLOGICAL SOCIETY OF ONTARIO, FREE.

TERMS OF MEMBERSHIP.

ORDINARY MEMBERS, being subscribers residing within the Dominion of Canada.....	\$1 00
ASSOCIATE MEMBERS residing in the United States (U.S. c'y.).....	1 25
“ “ “ Great Britain.....	5s. stg.

All fees are payable in advance in January of each year.

Extra copies 10c. each; \$1 per doz.

All business communications and remittances should be addressed to E. BAYNES REED, (Sec.-Treas. Ent. Society of Ontario), LONDON, ONT.

FOR THE BENEFIT of new members and others who may not fully understand the position and constitution of the ENTOMOLOGICAL SOCIETY OF ONTARIO, we have printed in the present number that portion of the Amended Agricultural Act which relates to our Society; also our constitution in full. This covers four pages, and thus lessens the amount of Entomological matter which in future numbers will occupy the full twenty pages.

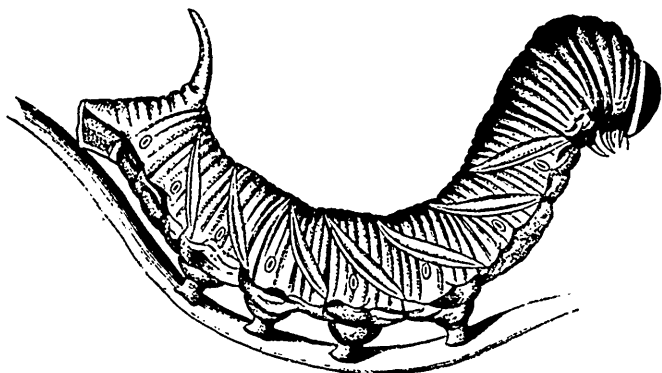


FIG. 1.

Color: apple green; mauve stripes; orange stigmata.



FIG. 2.

Color: dark reddish-brown.



FIG. 3.

Color: black and brown, with fawn-colored white.

THE PLUM SPHINX MOTH.

Sphinx drupiferarum (Smith & Abbott).

BY E. B. REED, LONDON, ONT.

As this moth pretty generally makes its appearance in our plum orchards from year to year, I have thought it advisable to give a short history of its different stages for the benefit of our fruit-growers.

It is a member of a family of moths to which the great naturalist Linnæus gave the name of *Sphingide*, on account of the resemblance he conceived some of their caterpillars bore, in certain positions, to the notorious Egyptian Sphinx, and which our artist has faithfully represented in the engraving of the larva—fig. 1. While the ravages caused by this caterpillar are fortunately not very extensive, yet it generally appears in different localities from time to time in numbers quite sufficient to cause considerable annoyance to the plum growers of those regions. Its conspicuous size, when full grown, and its bright green colored body, and mauve stripes, make it tolerably easy of detection; while the leafless twigs, the result of the voracious appetite necessary to sustain its huge carcass, are sure to cause the eyes of the observant fruit-grower to make diligent search after this monster leaf-eater.

The larva (fig. 1) is hatched from an egg deposited (probably) singly on the under side of the leaf.

Mr. Wm. Saunders has kindly allowed me to make use of his notes on the appearance of the young larva.

On the 2nd of July, a pair of *drupiferarum* were brought to him which had been taken *in coitu*. They were confined together in a seidlitz box. The next day the female began depositing eggs, continuing to do so for two or three days.

"Egg: Length .07 inch; slightly oval; surface smooth; color pale yellowish green. In from 6 to 8 days, the young larva made their appearance, having eaten their way out through the side of the egg. In some cases one half or more of the egg-shell was eaten; in others only a hole just large enough to allow of the escape of the larva, while in a few cases it was almost entirely consumed.

July 10.—Some out this morning, length .22 inch; head very large, rounded, pale yellowish-green, with a few very short whitish hairs; mandibles tipped with dark brown; body above pale yellowish-green, with a few whitish slightly elevated tubercles on every segment, from each of which arises a single short fine hair, those along each side of the dorsal line dark brown, the others yellowish white. The tubercles are arranged in a double transverse row on the middle and hind segments; caudal horn .10 inch long, nearly erect, black, thickly covered with very short stiffish black hairs slightly furcate at the apex. Each tip terminated by a pale brownish hair longer than the others; under surface similar to upper."

The larva, when full grown, measures about three or three and a half inches. Its color is a beautiful apple green. The head is also green, with lateral dark

brown or black stripes. On each side of the body are seven broad oblique bands of a white color, bordered in front with light purple or mauve. The stigmata or breathing pores are very distinct, and are of a bright orange-yellow color. The caudal horn is long, of a dark brown color, with a yellow tint at the base of the sides. The body is cylindrical in form, and is smooth to the touch. The caterpillar, after satisfying its appetite, or on any sudden alarm, assumes the peculiar rigid appearance shown in the cut, and will remain thus, with its head raised, for a considerable period. The formidable-looking horn on the last segment gives the insect a rather alarming appearance; but it is perfectly harmless, and in fact even at this date naturalists can find no use either for offensive or defensive purposes, for this horn, which is peculiar to nearly all the caterpillars of the *Sphingidae*. The larva of the Plum Sphinx is generally found in Ontario about the month of July or the early part of August. When it has attained its maturity it ceases eating, and seeks shelter in the earth, where it excavates for itself a convenient chamber which it lines with a water-proof, gummy cement, and there undergoes its transformation into the pupa or chrysalis state.

The pupa (fig. 2) is about $1\frac{1}{2}$ inches in length; its color is dark reddish-brown, and it has a short thick projecting, or as naturalists term it, exerted tongue case. The insect remains in the ground all through the winter and spring, and emerges in its perfect winged state about the early part of June.

The moth (fig. 3) is a large one, its wings expanding from $3\frac{1}{2}$ to $4\frac{1}{2}$ inches. The body is about $1\frac{1}{2}$ inches long, varying slightly in the sexes as to length, that of the female being shorter, somewhat thicker, and more obtuse at the anal segment, while that of the male is longer and tapers almost to a point. Describing this moth from five specimens (2 male and 3 female) now before me, there appears very little difference in the markings of male and female. The antennae are slightly different, but it requires some slight experience in Entomology to ascertain it. The head and thorax, which are large and thick, are blackish-brown with a whitish fawn color at the side. The eyes are very prominent. The snout-like projection is composed of the *palpi*, or feelers, which are two close-fitting shields for the protection of the proboscis, which lies snugly coiled up between them like the mainspring of a watch. This proboscis or tongue which is shewn in the engraving (fig. 3) is as long as the body of the moth, and is used by the insect in extracting from flowers the honey, which forms its chief food. To a watchful observer, a sphinx moth presents a most curious appearance, not unlike that of a humming bird, while it hovers over some flower bed with its wings humming from their rapid and ceaseless beating, its body poised in the air, and its long tongue projecting like the beak of a bird, and dipping from time to time into the innermost recesses of the various flowers in search of food.

The body of the moth is brown, with a black central line and a black band on either side containing four or five dingy white spots. On the back of the thorax are several fawn-colored blotches or markings which are peculiar to many

of the *Sphingidæ*, and which some of our readers may possibly have noticed in the striking resemblance to a human skull on the thorax of the English death's head moth, *Acherontia atropos*. The wings are long and very narrow, but possessing great strength and evidently adapted for great swiftness. Their general color is dark purplish-brown, with a stripe of white on the front edge extending from the white sides of the head, and with a fawn-colored stripe on the outer edge of the front wing. The hind wings have two whitish wavy stripes with a similar fawn-colored stripe on their outer edge. There are also three or four black oblique streaks on the fore-wings, and generally a black dot on the white stripe.

The engravings of this insect are the work of Mr. C. J. Beale, of Toronto, Ont. That of the pupa and larva are adapted, with some alterations, from the excellent designs of Professor Townsend Glover, of Washington. But the beautiful figure of the moth was engraved by Mr. Beale from a specimen in my own collection, and is an admirable *fac simile* of the original insect.

QUEBEC CURRANT WORMS.

BY G. J. BOWLES.

In May last I became the tenant of a house in a central part of the city of Quebec. To this house is attached a garden, which contains a few plum trees, and a considerable number of currant and gooseberry bushes. The plants, however, are very old, and as the garden has been neglected, noxious insects have increased and multiplied to no small degree. I intend in this paper to give my experiences as regards the currant and gooseberry bushes, leaving the rest till another time, and trust that I shall be able to add something to the history of the insects, unfortunately too common, which infest these small fruits.

No sooner had the currants and gooseberries expanded their leaves, than I observed, here and there upon them, a few green caterpillars about half an inch or more in length, which seemed to be in a healthy and flourishing condition. I did not molest them, feeling rather pleased at the idea of having something of the kind to study so near home; and as I intended looking after them when they had grown larger, I did not examine them very closely. In a few days, however, these green caterpillars had disappeared, but the bushes swarmed with another larva, which, to my surprise, I soon found to be those of the notorious currant saw-fly (*Nematus ventricosus*.) Whether or not the green ones I first noticed were larvæ of this species in their last stage, I cannot now say; but if they were, it certainly is a corroboration of Mr. Saunders' conjecture, that some individuals hibernate at that state. The currant unfolds its leaves very quickly, and these green caterpillars (which were not geometers), made their appearance almost as soon as the bushes were covered with foliage. Their disappearance so soon afterwards is also a fact which would favor the idea of their being the larvæ of this sawfly.

By the middle of June, the spring brood of *ventricosus* swarmed on the red currants and gooseberries, almost stripping the leaves from some of the bushes. Larvæ of all ages and sizes, from one tenth of an inch to an inch in length, might be found upon a single leaf; some in their old coats of green and black, and some of the largest in their new ones of green only. At the same time the pretty speckled caterpillars of *Ellopia (Abraxis) ribearia*, Fitch, appeared in almost equal numbers. They were more common, however, on the black and red currants than on the gooseberries. The fact of this larva thus feeding on the black currant, disproves the assertion of that eminent entomologist, the late Mr. Walsh, who states [see *Am. Entomologist*, vol. 2, page 13] that none of the currant worms attack that plant.

As the fruit was not ripe, I did not wish to apply hellebore, but set all hands to work picking off the depredators, and dropping them into a basin of water. In this way at least a pint of larvæ of both species were gathered daily for a week, and a very apparent diminution made in their numbers. About the 20th June, I began to find cocoons of *ventricosus*, some fastened singly to the surface of a leaf, some in groups of two or three in the forks of the branches. Of these I gathered sixteen, and having put them in a bottle, in about ten days twelve flies emerged, the remaining four dying in their cocoons, as I subsequently ascer-

tained. These twelve specimens were all males, and I also noticed the males about the bushes several days before the females appeared, although I searched carefully for the latter. At length, about the middle of July, I detected the females on the under side of the leaves laying their eggs in the usual manner, and killed many while engaged in this operation. As soon as the fruit had been picked, I dusted the bushes with hellebore, and found it to be, as reported, a *specific*, completely destroying the *ventricosus* larvæ which came in contact with it, though it did not seem to be so effective in the case of the *Ellopia*. By the end of July, the saw flies [see accompanying figure of sawfly, magnified] and

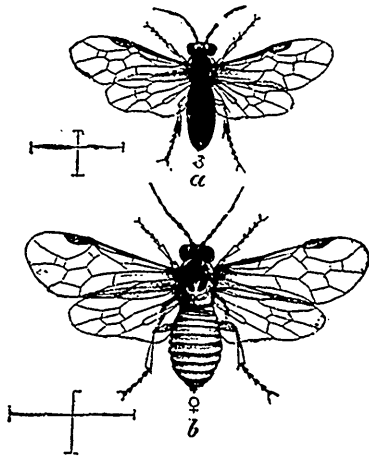


Fig. 4.

their larvæ had been very much reduced in number, and the geometers which had escaped destruction had passed into the pupa state. On searching at the roots of the bushes, I found many of these pupæ naked in the earth, and a few days afterwards the moths began to appear in great numbers. The net now came into use, and catching half a dozen at a sweep was an ordinary affair, when clouds of them would rise on disturbing a bush. After killing some hundreds in this way, they gradually disappeared, and my two friends were invisible for the rest of the season, with the exception of a few larvæ of *ventricosus*, which I

now and then discovered, some even in October. I had occasion during that month to remove two of the gooseberry bushes which had been infested, and although I carefully examined the earth from their roots, I could not find any sawfly cocoons. About the same time I examined a dying plum tree which grew near, the bark of which was loose and full of holes, in which, as well as in the forks of the branches within three feet from the ground I discovered many of them. From this it might be inferred that these larvæ do not *invariably* seek the earth before pupating in autumn, but sometimes follow the example of their predecessors, and construct their cocoons in a sheltered place above ground.

I have made enquiries as to the extent of the depredations of these two insects in this vicinity, and find that in some gardens the *ventricosus* has not yet appeared. Where it has gained a footing, however, it is a worse enemy than the *Ellopiæ*, though the latter is often very numerous and destructive. It seems to be admitted that an imported insect, in America at least, soon becomes a greater pest than the native which attacks the same plant.



Fig. 5.

Nor were these the only foes I had to contend with. In July, *Egeria tipuliformis* [see fig. 5] came out by dozens, in its pretty dress of steel blue and gold, but met with no mercy despite its beauty. The red currant bushes, which had stood in the garden for a long time, were examined in autumn, and nearly every twig found perforated by this little enemy. I also found a dead pupa of this moth in a stem of white raspberry growing near, within a burrow about three inches in length, which the larva had excavated in the pith.

While searching for the cocoons of *ventricosus* in the currant bushes, I found several pretty chrysalids, which I secured. The moth these produced was *Angerona Crocotaria*, Guenée, and as I shortly afterwards captured some caterpillars of the same species on the red currant, I am able to give a partial history of the insect. I am, however, indebted to Mr. Saunders, of London, Ontario, for descriptions of the egg and newly-hatched larva, he having kindly placed his notes at my disposal. They are as follows:—

“On the 27th of June, a female laid in a box in which she was confined, about 220 eggs. They were laid in patches or clusters on different parts of the box, containing each from 10 to 40 or 50 eggs. When first deposited, they were yellow, but in a day or two afterwards they changed to a bright red, and on the 4th July some which were about to hatch had turned greyish-brown, soon after which the young larvæ made their appearance. Some still remained red at this date (4th), but all changed to greyish brown before the appearance of the larvæ. They were all hatched by the 7th of July.

“Egg: oval, with a depression above; length, .03 of an inch; greatest width .02 inch. The depression above in each egg led me to think that they were barren and drying up, but in this I was agreeably disappointed. Surface nearly smooth under an ordinary magnifier, but under a power of 45 diameters there appear a number of very shallow, small depressions over its whole surface.

"Newly hatched larva: length, .10 inch; head rather large, bilobed, pale brown with a few fine short hairs and several black dots on each side. Body above, dull yellowish-green, with a dark brown stripe on each side, about half way towards spiracles. Below this the sides of the body are paler, with a whitish bloom over the surface. There are a few short brownish hairs, most numerous on terminal segment. Under surface pale whitish, with a dusky patch of red about the base of the two pairs of prolegs. Feet and prolegs pale, semi-transparent."

Mature Larva (Quebec.) Fed on red currant. Length, 1.50 to 1.75 inch; body gradually increasing in size from head to prolegs; general colour, yellowish green.

Head square and flattened above, with three longitudinal purplish brown and whitish stripes, which are continued on first segment. There are also two small projections like rudimentary antennæ, one on each side of head, .03 long.

Body yellowish-green, an indistinct whitish dorsal line, a rather broad whitish line on each side, just below spiracles, bordered above with faint purple, which increases in depth of colour towards the posterior rings, and becomes a purple stripe on anal prolegs, forming a resemblance to an inverted Λ . Beneath, same colour as above, but with faint interrupted longitudinal lines. Spiracles white, bordered with purple. Above, on each segment, from 2nd to 7th inclusive, are five minute black dots (four in a square and one in front towards the head), and all the rings have a yellowish band on the swelled part where the succeeding segment is inserted. Legs pale green.

The pupa is .50 to .60 inch in length, and of a dark olive green colour, with the exception of the abdomen, which is pale greenish yellow, and has a row of black dots on each side, and another dorsal row. The wing cases are very prominent, and from their strong contrast with the abdomen in colour make the chrysalis a pretty object. I found them fastened by the tail, and reposing in a slight net-work of silken threads, with which the caterpillar had drawn the edges of a currant leaf half way together, so as to form a kind of cradle. The structure could not be called a cocoon, in fact the chrysalis, which is very lively, had wriggled itself out of its bed in some cases, and hung outside fastened only by the tail. The moth appeared in July, from 10 to 14 days after pupating. It will be seen that it emerges somewhat earlier in the season at Quebec than at London, judging from the dates given by Mr. Saunders.

On the 28th June, I took a *Grapta* larva, almost full grown, from a red currant bush, and after feeding it a few days it became a pupa, and duly produced the butterfly, which, after some hesitation, I have referred to *Grapta progne*. Mr. Saunders says that "it approaches very near to *faunus*, but resembles *progne* still more, though the markings are deeper and richer than usual." The following is a description of the larva:—

Mature Larva: Fed on red currant; length 1.30th inch; cylindrical; general color, yellow.

Head: Medium, flattened, reddish, a blackish triangular spot in front, and a wedge shaped one on each side, some short whitish hairs, and two black branching horns, mandibles black.

Body: Striped transversely with narrow black and yellow lines; small thorns on second segment; six branching spines each on third and fourth segments; seven each on remaining ones, viz.: three on back, yellow; one each side, orange; and one each side, below spiracles, yellow, out of an orange tubercle; spiracles black, encircled with yellow. Four small black dashes on upper part of each segment, viz.: two on each side above second row of spines, and extending backwards diagonally towards each other. Feet reddish, with a black mark on outer side. When at rest, the caterpillar often coils round the stalk of a leaf, with the hinder part of its body raised in the air.

The general colour of the chrysalis is dark umber brown, slightly mottled with a lighter shade. It has a silvery spot on under side between thorax and abdomen, and is suspended by the tail. The caterpillar became a chrysalis on the 3rd of July, and the perfect insect emerged on the 13th.

On the 3rd of August my attention was drawn to a small black-currant bush by its peculiar appearance. On a closer examination, I found a number of geometric caterpillars, which were resting themselves in their customary manner, by clinging to the branches with their anal legs, and holding their bodies extended. At a little distance they closely resembled the bare stalks of leaves, and it was this resemblance which led me to seek the cause of the bush being affected in such a manner. I gathered twenty-four of these caterpillars, which were all nearly full grown, and fed them on black-currant leaves in a box of earth; but by the 7th of August they had all descended and changed to pupæ on or just beneath the surface of the ground, without forming any cocoon.

The following is a description of this larva:—

Mature larva: Fed on black currant; length 1.75 to 2.00 inches; nearly cylindrical, gradually enlarging to posterior extremity; general color, pea green.

Head: Greyish green, strongly bilobed.

Body: Pale green, with a darker green interrupted dorsal line, and indistinct broken transverse lines of same color; a yellow cross line on posterior end of each segment, and two small tubercles on second segment close to head. The body is also dotted with very small whitish tubercles, and a few short black hairs .04 inch long; spiracles reddish; feet pale green. Some of the largest of these larvæ had a small brown tubercle on each side in front of each spiracle on segment before first pair of prolegs, and a purplish brown ridge on last segment from one spiracle to the other.

The pupa is .60 to .70 inch long, very stout, and of a dark brown color, with a strong point or thorn at the end of the abdomen. With this exception, it has nothing to distinguish it from that of many of the Bombycidae. The abdomen is slightly flexible.

These pupæ had remained so long in the earth (since August last), without producing the moth, that I became impatient, and brought a few in a small box

into a warm room, hoping to hasten their development. On the 2nd of April, I was rewarded by finding in the box a very fine female specimen of that handsome grey geometer, *Amphidasys cognataria*, Guenee, which had escaped from one of the chrysalids, and was the first of the species I had seen alive since 1864.

I had thus no less than *six* different species preying upon my currants and gooseberries, viz.: *Nematus ventricosus*, *Ellopiæ ribecaria*, *Egeria tipuliformis*, *Angerona croceataria*, *Graptæ progæ*, and *Amphidasys cognataria*. Of these, the saw-fly, *Nematus ventricosus*, was decidedly the most destructive. There is still another insect, a dipterous fly, which I have not yet seen in my garden, but observed in others some years ago, and which lives in the fruit of the red and white currant. The history of this fly I hope to investigate during next summer.

HINTS TO FRUIT GROWERS.

Paper No. 1.

BY W. SAUNDERS, LONDON, ONT.

To make the ENTOMOLOGIST more interesting and useful to fruit growers, it is intended to devote a page of every number issued during the summer season to giving practical hints in reference to insects whose times of appearance may be near at hand, with a condensed summary of such means and remedies as have been found most serviceable in lessening the numbers of such as are injurious. We shall be glad to receive communications from fruit growers, relating to any new insect pests occurring in their neighborhood.

The Plum Curculio (*Conotrachelus nenuphar*). Now is the time to try Ranson's method of trapping the curculio. It may be practiced any time during May and continued with success till early in June. Have the ground made quite smooth and clean for several feet around the base of the tree, and place a few pieces of chip, bark or shingle close around and against the trunk. These will afford convenient hiding places for the insect. They should be turned over and examined once or twice a day, when the curculios will be found attached to the under side, and they can be picked off and destroyed.

It is not expected that this will supersede jarring entirely, but will no doubt, if persevered in, prove a valuable means towards lessening the numbers of this terrible foe to plum culture.

The Tent Caterpillar (*Cistiocampa americana*). The ring-like nests of eggs of this species, so common on the twigs and small branches of fruit trees, are now hatched, and the young caterpillars forming webs in which to shelter themselves. If allowed to proceed and grow without interference, they will soon strip the branches of the trees on which they are located entirely bare, and thus produce an unsightly deformity as well as check the vigor of the tree. Where the affected branches are low, the webs may be removed by the hand and the

insects crushed, and where they are high, the nests may be brought down by means of a pole with a bunch of rags tied to the extremity.

The black Cherry Aphis (*Aphis cerasi*). This disgusting looking little creature begins to appear almost as soon as the foliage is expanded, and multiplies so fast that the under side of the young leaves are soon almost entirely covered with them, and the growth stunted by their continual puncturing and sucking of the juices.

Drenching the tree with weak lye, strong soap suds, or tobacco water, are remedies which have been used with success; but probably nothing is better than the means which Nature employs to keep these creatures within bounds—that is, by the multiplication of their natural enemies. If we assist Nature in this way by introducing into their midst a few Lady Birds, we shall find their numbers soon decrease; for the Lady Birds feed on the Aphis incessantly, as well in the larval or caterpillar stage of their existence as in the perfect beetle state; and when they have abundance of food they multiply very fast. Figures are here given of some of our common species:—

Figure 6 is the larva of a Lady Bird. Figure 7 represents the species known as the 13 spotted Lady Bird (*Hippodamia 13 maculata*); and Figure 8 the 9 spotted Lady Bird (*Coccinella 9 notata*).

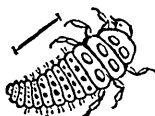


Fig. 6.



Fig. 7.



Fig. 8.

The Bud-moth Caterpillar (*Grapholitha oculana*). Be on the look out for this mischievous little creature—a tiny, pale, dull-brown worm, which is fond of locating itself about the base of the blossom buds where, tying the various flowers or newly-formed fruits together with silken threads, it revels on their substance, soon causing them to blacken and wither. To the amateur fruit grower, whose garden and crop is comparatively small, these are often particularly annoying, and destroy hopes fondly cherished. We know of no better plan than that of hunting this creature out and destroying it by hand. Its presence is soon made apparent by the unhealthy and withered look of the affected buds. Figure 9 represents both the caterpillar and moth of this species.



Fig. 9.

LONDON BRANCH OF ENTOMOLOGICAL SOCIETY OF ONTARIO.

The regular monthly meeting of the London branch was held on Tuesday evening, the 3rd ult., at the residence of the Vice-President, Mr. J. H. Griffiths.

A report of the proceedings of the Parent Society at the Toronto meeting was given by Messrs. Reed and Saunders, in all of which the members heartily

concluded. The requisite alterations were then made in the by-laws to bring them into conformity with the new constitution.

Mr. W. Saunders read a letter from Mr. J. T. Whiteaves, Secretary of the Natural History Society, of Montreal, stating that Mrs. Ritchie had accepted the offer of the London branch for the purchase of the cabinet of insects belonging to the late Mr. A. S. Ritchie.

Several of the members brought with them excellent microscopes, which added greatly to the interest of the proceedings. Many entomological objects were thus submitted to high magnifying powers, and the marvellous details of their structure clearly shown.

ENTOMOLOGICAL GLEANINGS.

[PAPER NO. 4.]

BY W. SAUNDERS, LONDON, ONT.

The eggs of the Vaporer Moth, Orgyia leuco-tigma.

Attentive readers of the Entomological portion of the late Report of the Commissioner of Agriculture for the Province of Ontario, will have noted the fact already well known to Entomologists that the female moth of this species is wingless, and lays her eggs on the outside of the cocoon from which she has escaped. Last fall the moths were unusually common, and their nests of eggs are now so abundantly distributed among our fruit trees, that unless some effort is made to destroy them, the larvæ will probably be exceedingly numerous and destructive during the approaching season.

Fig. 10 represents the full grown caterpillar of this species, which, when

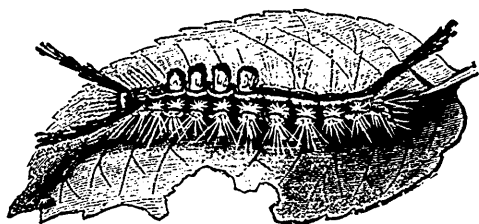


Fig. 10.

about to change to chrysalis, selects a leaf on which to undergo its next transformation, and this in such a position that, while the chrysalis is firmly attached to it on the one side, it is firmly secured by silken threads to the under side of a branch on the other, thus se-

curing the leaf from falling to the ground in the autumn. The female, after its escape from the cocoon, rarely moves more than a few inches from it, waiting the attendance of the male moth, after which she at once commences to place her eggs in the position already indicated. But how are the eggs, when laid, kept in their place on the top of the cocoon? Dr. Fitch says that the eggs are extruded in a continuous string, which is folded and matted together so as to form an irregular mass. On removing this mass of eggs from its place of attachment, the surface of the cocoon appears covered with fragments of a transparent gelatinous looking substance, which has evidently been applied in a fluid state.

The bottom layer of eggs will usually number 100 or more, and their interstices are well filled with this same gelatinous substance, which adheres so strongly to the eggs that when the nest is torn open they cannot be separated without bringing away portions of this material firmly attached. Another irregular layer of eggs is placed on this, then a third, and sometimes a fourth, before the total number is exhausted, and through the whole of these the gelatinous matter is so placed as to secure every egg, not by being imbedded in a solid mass, but surrounded by the material worked into a spongy or frothy state. Possibly this may be to economize the amount used. Over all is a heavy layer of the same with a nearly smooth greyish white surface, the whole number of eggs being placed so as to present a convex surface to the weather, which effectually prevents the lodgement of any water on it.

Within this enclosure are deposited from 375 to 500 eggs. We give these numbers because we have counted the contents of several, and 375 is the lowest number and 500 the highest we have found. The egg is nearly globular, flattened at the upper side—not perceptibly hollowed—with a dark point in the centre of the flattened portion surrounded by a dusky halo. Its surface is smooth under a magnifying power of 45 diameters; but when submitted to a higher power, appears lightly punctured with minute dots. Its color is uniformly white to the unaided vision; but the microscope reveals a ring of dusky yellow surrounding it immediately below the flattened portion. Its diameter is 1-25th of an inch.

A careless observer seeing a dead leaf here and there upon his trees might readily conceive that it was accidentally blown into the position it occupied, and perhaps held there by a spider's web or something of that sort; but as will be seen from what we have said, a closer examination will furnish food for thought, in the wise arrangements made by the parent moth in providing for the safety of her future offspring; and at the same time may well excite alarm in the fruit grower's mind when he perceives promise of the approaching birth of such a horde of hungry caterpillars as even one of these will produce.

MISCELLANEOUS NOTES.

COLEOPTERA.—The following notes upon the localities for finding certain species of *Coleoptera*, all taken in April, in Massachusetts, may be of some use to collectors:—

Under much decayed butternut bark were found *Omosita colon*, *Hister Lecointei*, *Ips fasciatus*, *Phenolia grossa*, *Cucujus clavipes*, and *Cossonus platanea*. About fresh-cut maple and birch stumps where the sap was flowing, *Ips fasciatus*, and *sanguinolentus*, and *Staphylinidae* of various species. Under loose pine bark, *Borox unicolor* and *Rhagium lineatum*. Around fresh cut pine wood where the pitch was oozing out on sunny days, *Tomicus pini*, *Hylurgus terebrans*, *Pissodes strobi*, *Hyllobius pales*, *Clerus nigripes*, and *trifasciatus*, were very abundant.

To collect those species of *Scolytidae* and *Curculionidae* that live upon pine, it will be found very successful to go out just at dusk after a sunny day, when they have taken refuge under the chips about fresh cut pine wood-piles. They can then be taken in abundance. — GEO. DIMMOCK, SPRINGFIELD, MASS.

OMISSION.—A valuable paper by V. T. Chambers, Esq., of Covington, Kentucky, U.S., on "A New Species of *Cenostomat*"—one of our Canadian *Micro-lepidoptera*, belonging to the family *Tineina*—was received too late for insertion in the present number, but will appear in our next, which we hope to issue during the month.—ED. CAN. ENT.

REMITTANCES

RECEIVED SINCE JANUARY 1ST, 1871.

J. G. G., Toronto, \$1; R. V. R., Kingston, \$6; G. D., Springfield, Mass., \$2.24; T. L. M., New York, \$1.12; O. S. W., Chicago, \$3.37; J. P., Grimsby, \$2; Dr. M., Grimsby, \$2; A. S. F., New York, \$1.50; V. T. C., Covington, Ky., \$1.12; Dr. E. S. H., Grand Rapids, Mich., \$4; Dr. G., Bayfield, \$1; J. M. J., Halifax, N.S., \$3; W. H. E., Toronto, \$1; J. B., San Francisco, Cal., \$4.45; C. J. S. B., Port Hope, \$1; N. H. C., Stratford, \$2; P. S. M., Detroit, Mich., \$1.

EXCHANGES, &c.

LEPIDOPTERA.—Canadian Lepidoptera desired in exchange for British.—E. H. COLLINS, *Daily News* office, Kingston, Ont.

PUPE AND OVA OF LEPIDOPTERA.—I am desirous to obtain, if possible, *live* Pupae and Ova of certain Canadian and other North American Lepidoptera. Would purchase, or give in exchange, English or other European species.—CHAS. GEO. ROTHERAM-WEBSDALE, 78 High-street, Barnstaple, England.

COLEOPTERA AND LEPIDOPTERA.—I have a few *Cychrus Andrewsii* and *Ridingsii*, which I should like to exchange for rare Canadian insects: Lepidoptera preferred.—THEODORE L. MEAD, 596 Madison Avenue, New York.

COLEOPTERA.—I should be pleased to exchange coleoptera with some Canadian Coleopterists, or would purchase species not found in my locality.—ANDREW S. FULLER, Woodside Garden, Ridgewood, Bergen Co., N. J.

AGENTS FOR THE CANADIAN ENTOMOLOGIST.

CANADA.—E. B. Reed, London, Ont.; W. Couper, Naturalist, Montreal, P. Q.; G. J. Bowles, Quebec, P. Q.; J. Johnston, Canadian Institute, Toronto, Ont.

UNITED STATES.—The American Naturalist's Book Agency, Salem, Mass.; J. Y. Green, Newport, Vt.; W. V. Andrews, Room 17, No. 137 Broadway, New York.

ADVERTISEMENT.

CORKS AND PINS.—We have received a fresh supply from England, of sheet cork of the ordinary thickness, price 16 cents (gold) per square foot; and a full supply of Klaeger's pins, No's. 1 to 6, price 50 cents (gold) per packet of 500. Orders will please state whether the package is to be sent by mail or express.