

Vol. XXXVIII

Miss S. J. Bradshaw
Bauer & Co. No. 6.

THE DELINEATOR

A JOURNAL

of FASHION

CULTURE

and FINE ARTS



PUBLISHED MONTHLY AT TORONTO

BY

THE DELINEATOR PUBLISHING CO.

OF TORONTO, LIMITED,

38 RICHMOND ST., WEST.

DECEMBER

\$1 A YEAR. 15 CENTS PER COPY.

1891.

Printed in Canada.

To our Subscribers and Patrons Generally,

IN THE DOMINION OF CANADA.

For the Convenience of our Patrons in Canada, we append below a List of Agencies for the Sale of our Goods in the Dominion, through which our Patterns, etc., can be obtained at retail. By ordering from the nearest of these Agencies, either by mail or in person, Canadian Customers will be likely to save time, and charges for duty, in getting their orders filled.

The List of Agencies is as follows:

BRITISH COLUMBIA.

NEW WESTMINSTER, Ogle, Campbell & Freeman.
VANCOUVER, Cope & Young.
VICTORIA, Shears & Page.

MANITOBA.

BRANDON, Miss M. A. Bristol.
WINNIPEG, Ferguson & Co.

NEW BRUNSWICK.

BATHURST, W. R. Johnson.
FREDERICTON, Simon Nealis.
MONCTON, D. C. Sullivan.
ST. JOHN, Geo. H. McKay, 49 Charlotte St.
WOODSTOCK, J. T. Collins.

NOVA SCOTIA.

DIGBY, J. F. Saunders.
HALIFAX, G. M. Smith & Co.
NEW GLASGOW, Drysdale Bros.
WINDSOR, I. Fred. Carver.
YARMOUTH, Moses & Ross.

ONTARIO.

BERLIN, W. H. Becker & Co.
CHATHAM, Thomas Stone.
COBOURG, Miss S. J. Henderson.
CORNWALL, Hamilton & MacArthur.
DUNNVILLE, Miss I. N. Stewart.
GALT, George A. Chrysler.
GUELPH, J. D. Williamson & Co.
HAMILTON, Miss M. A. Moody, 201 King St.
KINGSTON, Mrs. A. Gorham.
LONDON, C. Q. Morrow & Co.
NIAGARA FALLS SOUTH, Wm. Spence.
OAKVILLE, Thomas Patterson.
OTTAWA, Mrs. E. Ackroyd, 142 Sparks St.
ST. CATHARINES, McLaren & Co.
TORONTO, T. Eaton & Co., 190 Yonge St.

QUEBEC.

MONTREAL, Henry Morgan & Co., cor. St. James Street and Victoria Square.
QUEBEC, Joseph Dynes.

We beg our retail customers in the Dominion to understand that we do not refuse to fill Orders for Patterns which they may send us. Any Orders with which they may favor us will receive our usual prompt and careful attention. At the same time, in our desire to relieve retail customers in the Dominion from possible annoyance and delay, through detention of their Patterns in Customs Offices, etc., we have thought it advisable to publish the above list of Canadian Agencies, at any of which personal or mail Orders for our Patterns, etc., will be filled with all possible promptitude.

In sending Orders by mail to us or any of the above Agents, please be careful to give your Post-office Address in full, naming the Town, County (or Parish) and Province in which you reside.

When Patterns are desired for Ladies, the Number and Size of each Pattern should be stated; when Patterns for Misses, Girls, Boys or Little Folks are needed, the Number, Size and Age should be given in each instance.

It is immaterial to us whether our Publications are ordered direct from us or through Agents in the Dominion. We are always pleased to fill orders for the Publications at advertised rates, but we can not assume charges for duty when such charges are levied.

In sending Money through the mails, Security is best assured by using a Post-Office Order, Express Money-Order, a Bank Check or Draft, or a Registered Letter.

Respectfully,

THE BUTTERICK PUBLISHING CO. (Limited).

The DELINEATOR

—→ IS ←—

A Monthly Magazine of Fashion, Culture and Fine Arts.



EACH issue contains illustrations and descriptions of Current and Incoming Styles for Ladies, Misses and Children, articles on the newest Dress Fabrics and Novelties in trimmings, and representations of the latest ideas in Millinery, LINGERIE and Fancy-Work.

In addition there are papers by practical writers on the Household and its proper maintenance and a selection of entertaining and instructive reading on the Elegancies of Life.

Send Fifteen Cents for a Sample Copy, and you will find one number to be worth the Subscription Price.

Terms for this Publication in the Canadian Edition,

which is identical with the Edition as published by

THE BUTTERICK PUBLISHING CO. (Limited),

LONDON and NEW YORK :

Subscription Price \$1.00 per Year. Single Copies, 15 Cents.

Parties subscribing are requested to particularly specify the number with which they wish the subscription to commence. Subscriptions will not be received for a shorter term than one year, and are always payable in advance.

We have no Club Rates, and no Commissions are allowed to any one on subscriptions sent us. The Postage on the DELINEATOR is prepaid by the Publishers to any part of Canada.

NOTE THIS OFFER:

To any one sending us \$1.00 for a subscription to the DELINEATOR, with 25 cents additional (or \$1.25 in all), we will send the DELINEATOR for one year, and will also forward a copy of the METROPOLITAN CATALOGUE of the current edition, until the same shall be exhausted. If the current edition is exhausted at the time we receive the Subscription, we will send a copy of the succeeding number immediately upon its publication.

See Advertisement of the METROPOLITAN CATALOGUE elsewhere in this issue.

THE DELINEATOR PUBLISHING CO. OF TORONTO,
(LIMITED),

33 Richmond Street, West. Toronto.

The Report of Juvenile Fashions

COMPRISES A CHROMO-LITHOGRAPHIC PLATE,

(Size, 19 x 24 Inches.)

Issued Semi-Annually on the 1st of February and August,

WITH A BOOK CONTAINING DESCRIPTIONS OF ALL THE

Latest Styles

—OF—

Juvenile Clothing.



FIGURE No. 476 R.—GIRLS' PLAIN WAIST.—This illustrates Pattern No. 4150 (copyright), price 10 cents.



FIGURE No. 469 R.—MISSES' COSTUME.—This illustrates Pattern No. 4173 (copyright), price 35 cts.



FIGURE No. 483 R.—GIRLS' COAT.—This illustrates Pattern No. 4148 (copyright), price 30 cts.

THE "Report of Juvenile Fashions" is a necessary adjunct to every well-appointed Dressmaking, Tailoring and Children's Outfitting Establishment. If you are a Dressmaker and have frequent or occasional calls for styles for misses or little folks, this report meets your needs for a handsome Plate of Garments developed in suitable colors and combinations of shades. Illustrating, as it does, a nice assortment of Boys' as well as Girls' Styles in each issue, it is also of much service to the practical tailor, in these days when modes for boys are given equal attention with those for their elders. To children's outfitters and clothiers generally the publication is invaluable, inasmuch as it gives them an intelligent idea of the newest styles in young people's clothing sufficiently far in advance of their time of sale each season to give the manufacturer opportunity to make up his goods beforehand, with full confidence that his productions will be acceptable to the buying public. To the Home Dressmaker, with a family of boys and girls to provide for, this Plate is an assistant as handy for consultation as a thimble is for use.

Single Copies of the Juvenile Report, - 30c.
 One Year's Subscription for the Juvenile Report, - 50c.
 Invariably Payable in Advance.

Plates forwarded by mail from our New York Office are post-paid, but charges for postage or carriage on them, when forwarded by Express or Foreign-Mail Service, are not prepaid.

In making remittances, if possible, send by Draft, Express Money-Order or Post-Office Order. Do not risk a Postal-Note or money in a letter without registering it.

Address: **THE BUTTERICK PUBLISHING CO. (Limited),**

7, 9 and 11 West 13th Street, N. Y.

The QUARTERLY REPORT

... OF ...

METROPOLITAN FASHIONS, A MAGNIFICENT COLORED PLATE ILLUSTRATING THE LATEST STYLES.

THE QUARTERLY REPORT is issued in March, May, September and November. Each number includes a handsome Chromo-Lithographic Plate, illustrating Fashions for Ladies and Children, and a Magazine containing a Description of the Plate, articles upon Millinery and other Modes, items of interest to Ladies, etc.

The Plate is 24 x 30 inches in size, and is of exceptional value to Dressmakers, Milliners and Manufacturers of Ladies' Clothing. It is handsomely printed in Fine Colors upon richly finished Plate Paper, and is in itself a work of art without a superior in Chromo-Lithography.

The styles illustrated on the Plate and described in the Book are accurate, timely and elegant, and are the latest and best productions of our Artists in Europe and America. Patterns corresponding with these styles are issued simultaneously with them, and are at once placed on sale in all our various Depots and Agencies in the United States.



FIGURE No. 410 R.—LADIES' COSTUME.—This illustrates Pattern No. 4124 (copyright), price 40 cents.
FIGURE No. 411 R.—LADIES' TOILETTE.—This consists of Ladies' Jacket No. 4126 (copy'r't), price 30 cents; and Skirt No. 4131 (copy'r't), price 35 cts.

THE QUARTERLY REPORT, when sent by mail from our New York Office to any part of the United States, Canada or Mexico, is post-paid by us. When the publication is ordered sent on subscription to any other country, 16 cents extra for postage must accompany the subscription price.

Subscriptions will not be received for a shorter term than One Year, and are always payable in advance.

In making Remittances, if possible, send by Draft, Check, Express Money-Order or Post-Office Money-Order. Do not risk a Postal-Note or Money in a letter without registering it.

We have no Club Rates, and no Commissions are allowed to any one on Subscriptions sent us.

TERMS FOR THIS PUBLICATION.

- One Year's Subscription for the Quarterly Report, as described above,.....\$1.00
- Single Copies of the Quarterly Report, comprising the Lithographic Plate and Descriptive Book,..... .40
- One Year's Subscription for the Quarterly Report and Monthly Delineator,..... 2.00
- Single Copies of the Quarterly Report, with the Monthly Delineator of corresponding issue,..... .50

INVARIABLY PAYABLE IN ADVANCE.

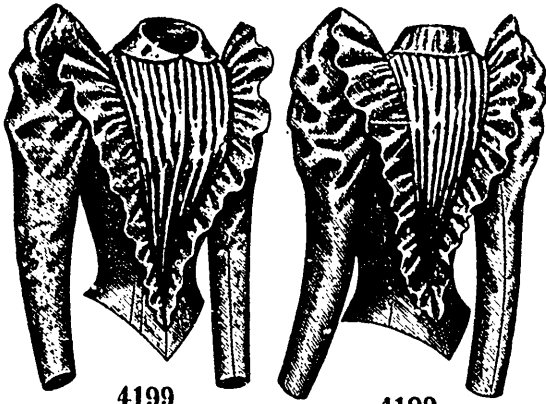
SPECIAL NOTICE.

To any one sending us \$2.00 for a Subscription to the DELINEATOR and QUARTERLY REPORT, with 10 cents additional to prepay transportation charges, we will also forward a copy of the METROPOLITAN CATALOGUE of the current issue until the same shall be exhausted. If the current edition is exhausted at the time we receive the Subscription, we will send a copy of the succeeding number immediately upon its publication. See advertisement of the DELINEATOR and METROPOLITAN CATALOGUE elsewhere in this issue.

Address: **THE BUTTERICK PUBLISHING CO. [LIMITED],**
7, 9 and 11 West Thirteenth Street, New York.



FIGURE No. 449 R.—LADIES' EVENING GOWN.—This illustrates Pattern No. 4187 (copyright), price 40 cents.
FIGURE No. 450 R.—LADIES' EVENING GOWN.—This illustrates Pattern No. 4151 (copyright), price 40 cents.



4199
LADIES' BASQUE (Copyright), price 30 cents.

Shrewd Dressmakers

*Know that they Save Time, Extend their Trade
and Please their Customers by keeping the*

METROPOLITAN Catalogue of Fashions

WHERE IT CAN BE SEEN BY THEIR PATRONS.

THIS MAGNIFICENT PUBLICATION is a semi-annual *résumé* within whose covers are included all the styles in fashionable use for ladies and children at the time of its publication. A comparison of two successive numbers shows that the latter edition, while possessing large additions in the way of novelty, is not entirely new, as it retains a noticeable proportion of the engravings shown in the previous volume.

As purveyors of modes, we find that many styles take a strong hold on public taste and frequently outlast two or three seasons in popularity. Again, in our position as designers of Fashions, it occasionally happens that we introduce a style which does not at once attract public favor—which, in fact, requires time to grow into general esteem. Then, again, there are standard shapes which remain in use year after year, and some few, indeed, which appear to be as immutable as the stars. There is the broad, general rule, which teaches that fashions in the average do not acquire or lose popularity in a day, but wax and wane in favor as the seasons come and go. Some there are, of course, which leap at one bound into public admiration; but these are indeed as infrequent and erratic as comets—to-day a wonderful attraction, to-morrow gone and forgotten. All these and other similar circumstances are duly considered in the preparation of the work under discussion; the end kept permanently in view being to have it contain every fashion in vogue for ladies, misses and children, as issued up to the date of its publication. We wish it, therefore, distinctly understood, that while the work *includes all the modes endorsed by Fashion, it excludes everything from which she has removed the stamp of her approval.*


Having been prepared in view of much handling (being especially calculated for the sales-counters of our Agents), this Catalogue is excellently adapted to the needs of Dressmakers and Manufacturers of Ladies' and Misses' Clothing.



4184
LADIES' WRAP (Copyright), price 35 cents.

Note This Offer.

To any one sending us \$1.00 for a Subscription to the DELINEATOR, with 25 cents additional (or \$1.25 in all), we will also forward a copy of the METROPOLITAN CATALOGUE of the current edition, until the same shall be exhausted. If the current edition is exhausted at the time we receive the Subscription, we will send a copy of the succeeding number immediately upon its publication.



4181
MISSSES' WAIST (Copyright), price 25 cents.

Single copies of the METROPOLITAN CATALOGUE, in the Popular Edition, will be sold at this office for 35 cents, or will be mailed, post-paid, to any address in Canada on receipt of order and this amount.

See Advertisement of DELINEATOR elsewhere in this issue.

Address: **THE DELINEATOR PUBLISHING CO. OF TORONTO, (Limited),**
33 Richmond Street, West, Toronto.



FIGURES NOS. 1 TO 8.—NOVELTIES IN LINGERIE.

(For Descriptions see Article in this Issue.)



FASHIONABLE HAIR-DRESSING.
(For Description see Article in this Issue.)



FIGURE NO. 496 R.

FIGURE NO. 497 R.

FIGURES NOS. 496 R AND 497 R.—LADIES' WRAPPERS.

(For the Numbers, Prices, etc., of these Patterns and the Descriptions of the Styles, see Page 474.)



FIGURE No. 498 R.

FIGURE No. 499 R.

FIGURES Nos. 498 R AND 499 R.—LADIES' PROMENADE TOILETTES.

(For the Numbers, Prices, etc., of these Patterns and the Descriptions of the Styles, see Pages 475 and 476.)



FIGURE NO. 500 R.




FIGURE NO. 501 R.



FIGURE NO. 502 R.

FIGURES NOS. 500 R, 501 R AND 502 R.—LADIES' OUTDOOR GARMENTS.

(For the Numbers, Prices, etc., of these Patterns and the Descriptions of the Styles, see Page 477.)



FIGURE No. 503 R.



FIGURE No. 504 R.

FIGURES Nos. 503 R AND 504 R.—LADIES' TOILETTES.

(For the Numbers, Prices, etc., of these Patterns and the Descriptions of the Styles, see Pages 478 and 479.)

The DAILY MAIL

Vol. XXXVIII.

DECEMBER, 1891.

No. 6.

PRINTED AND PUBLISHED IN TORONTO.

Remarks on Current Fashions.



FIGURE No. 505 R.

FIGURE No. 506 R.

FIGURES NOS. 505 R. AND 506 R.—LADIES' TOILETTES.—(The Front Views of these Toilettes are shown on Page 472.)

The omission of trains from the skirts of walking costumes is one of the most noteworthy features of the Winter modes and will prove particularly gratifying to those women who have of late experienced the annoyance of constantly fraying hems and worn-out skirt-protectors.

The popular bell skirts look quite as well in round as in trained length. It may be stated, however, that trained skirts are more graceful for indoor and carriage wear and are quite as popular as heretofore for these purposes.

In one of the new bell skirts the severe and trying lines about

the hips are relaxed by groups of plaits made toward the back in the top. The plaits cause the front to fall in innumerable folds and wrinkles, which will be found improving alike to stout and slender figures.

Another skirt has a plain front and a plaited back and sides and is especially well suited to the development of bordered goods. The effect of a combination may easily be produced by using the border as a facing for the front.

"Pulled" basques have a pointed lower outline and show a group of plaits caught to a point at the center of the waist-line both back and front.

A quaint effect may be produced in a "pulled" waist by the addition of a fichu with a deep edge ruffle. The arrangement seems to increase the breadth of the shoulders and to emphasize the tapering lines of the waist, toward which, of course, the ruffle is gradually narrowed.

The daintiest, fluffiest fichus, by-the-by, are made of black French lace and edged with double frills that fall in long ends upon the skirt.

A plain basque may be rendered very ornamental for theatre wear by an applied fancy front, consisting of a yoke of *point de Gène* lace and an accordion-plaited lower-section of light silk.

Only a woman with a slender figure may with propriety wear the extremely youthful-looking bell-skirt that has a corsage-like bodice-portion supported by shoulder straps. Considerable skill is required to shape this skirt properly, but its beauty more than compensates for the trouble of making. It is to be worn in the house over a silk blouse.

A long, full *gi'tet* showing tucks at the top and flaring folds below is a handsome accessory for a tea-gown, and a train, though not imperatively necessary, is charmingly effective.

Blouse-waists may be appropriately assumed with contrasting skirts; they will, therefore, prove useful to accompany skirts that have outlived their original waists.

Swedish mousquetaire gloves the color of the costume are very stylish for dressy wear.

Short-wristed glacé gloves in the brown and tan shades are most popular for walking.

Graceful three-quarter length coats are made of Bedford cord and are preferably worn with costumes to match. They may be completed with a black silk braid binding, whether the material be light or dark.

Dressy top-garments of black or colored cloth are richly elaborated with jet passementerie.

Storm-coats of shaggy cloth may be given a dressy appearance by the addition of fur or Astrakhan trimming, both of which are as durable as they are ornamental.

A unique and ingenious fancy is expressed by inserting a puffing in the front of a basque above the bust between a yoke and a plaited lower-portion, the puffing extending quite across the front. From the lower edge fall long basque-ruffles that will be very improving to figures with prominent hips.

FIGURES NOS. 496 R AND 497 R.—LADIES' WRAPPERS.

(For Illustrations see Page 469.)

FIGURE No. 497 R.—This illustrates a Ladies' wrapper. The pattern, which is No. 4228 and costs 1s. 6d. or 35 cents, is in thirteen sizes for ladies from twenty-eight to forty-six inches, bust measure, and may be seen in three views on page 492 of this DELINEATOR.

In the present instance the wrapper is pictured handsomely developed in figured silk chalis. The right front is disposed in soft, becoming folds by shirrings at the neck, and several rows of shirring at the waist-line draw it becomingly to the figure. It is arranged over dart-fitted fronts of lining that extend to basque depth, and it overlaps the plain left front at the left side, where the closing is made invisibly. Long under-arm darts adjust the fronts smoothly at the sides; and the seamless back, which is mounted upon a short lining shaped by a curving center seam, is drawn by shirrings at the top and at the waist-line and falls below into gracefully rounding folds to the edge of a slight train. The train, may, however, be cut off if a wrapper of uniform round length be desired, both styles being provided for in the pattern. The full puff sleeves are stylishly elevated at the top; at the bottom they droop with characteristic effect, and the coat-shaped linings over which they are made are cut away below the sleeves, their lower edges being ornamented with Kurshedd's

Standard ostrich-feather hands. At the neck is a high standing

collar, which closes at the left side and is overlaid with a feather band; and a similar band decorates the edge of the overlapping front, with becoming effect.

A charming wrapper, that will also serve as a breakfast or tea gown, may be developed in a dainty combination of plain and figured India or China silk, foulard, etc.; and, for extremely dressy wear, a dainty combination of plain and figured crêpe de Chine may be selected, the garniture being, of course, chosen to harmonize with the rich effect of the material. Cashmere and Surah in prettily contrasting shades are also adapted to the mode, and more serviceable wrappers may be made of striped or figured cider-down flannel in the pale shades of mauve, pink, rose and blue, and also in French flannel, serge or any other seasonable woollen fabric; and the wrapper may be rendered very ornamental by the addition of a full, frayed ruching of silk, a box-plaited trill of the material or a pretty arrangement of fancy braid, gimp or galloon.



FIGURE No. 507 R.

FIGURE No. 508 R.

FIGURES NOS. 507 R AND 508 R.—LADIES' TOILETTE.—These two figures illustrate the same Patterns—Ladies' Basque No. 4246 (copyright), price 1s. 3d. or 30 cents; and Skirt No. 4247 (copyright), price 1s. 6d. or 35 cents.

(For Descriptions see Page 480.)

FIGURE No. 496 R.—This illustrates a Ladies' wrapper. The pattern, which is No. 4200 and costs 1s. 6d. or 35 cents, is in thirteen sizes for ladies from twenty-eight to forty-six inches, bust measure, and is shown differently developed on page 493 of this magazine.

A becoming shade of silver-gray Bengaline and vieux-rose India silk are charmingly

united in the present instance, and embroidered chiffon ruffling and wide ribbon contribute the dainty decoration. The full vest

FASHIONS FOR DECEMBER, 1891.

of India silk is arranged at the top in tucks that are graduated in length to form a point at the center; and below the tucks the fulness falls unrestrained to the lower edge. Opening over the vest are loose fronts, the hemmed front edges of which overlap the vest and are concealed beneath full jabot-folds of rose-pink *chiffon* ruffling.

The fronts are adjusted with becoming smoothness at the sides by long under-arm darts taken up with the corresponding darts in the close-fitting fronts of lining, which close invisibly at the center. The bodice is superbly shaded by side-back gores and a curving center seam, and its extended skirt is cut with bias back edges and seamed at the center in bell fashion, the seam being concealed beneath fan-plaits that flare in regulation fashion into sweeping folds to the edge of a train of graceful length. Each side-back seam disappears beneath an underfolded plait which spreads out into the fulness below. If the train be not desired, the wrapper may be cut to be of uniform lower outline, directions for shaping both styles being provided by the pattern. The coat-sleeves stand well above the shoulders; below the elbows they are stylishly close-fitting, and from each wrist a frill of *chiffon* droops prettily over the hand. The high standing collar furnished by the pattern is here omitted in favor of a drooping frill of *chiffon*, and a bow of *vieux-ros* ribbon is placed at the throat, with becoming effect.

Faille, Bengaline, Surah and China silk are particularly well adapted to the requirements of the graceful mode, and there are many varieties of wool goods that will make up in this way with exceedingly attractive results. Combinations of textures and colors are especially favored for wrappers

of this kind; and garniture may be supplied by ruchings or of silk, Surah or faille or jabots of lace, *lisse* or *chiffon*. A high exponent of the mode unites figured silk and *crêpe de Chine*, latter being used for the vest; and the trimming consists of ostrich-feather bands matching the silk. A tiny silk ruffle may edge the back and sides of the wrapper.



FIGURE No. 509 R.—LADIES' EVENING TOILETTE.—This consists of Ladies' Basque No. 4229 (copyright), price 1s. 3d. or 30 cents; and Skirt No. 3967 (copyright), price 1s. 6d. or 35 cents.

(For Description see Page 431.)

FIGURES NOS.
498 R AND 499 R.
—LADIES'
PROMENADE
TOILETTES.

(For Illustrations
see Page 470.)

FIGURE No. 498 R.—This consists of a Ladies' coat and walking skirt. The coat pattern, which is No. 4240 and costs 1s. 6d. or 35 cents, is in thirteen sizes for ladies from twenty-eight to forty-six inches, bust measure, and may be seen in three views on page 496 of this magazine. The skirt pattern, which is No. 3967 and costs 1s. 6d. or 35 cents, is in nine sizes for ladies from twenty to thirty-six inches, waist measure, and is shown differently developed on its accompanying label.

The coat, which is one of the most attractive of recent modes, is here shown stylishly made up in invisible-green cloth and gray Astrakhan fur and tastefully trimmed with black cord frogs. It extends to the fashionable three-quarter depth and is rendered perfectly close-fitting by well curved darts and seams; and the center seam terminates below the waist-line above long coat-laps. The fronts are widened by gores to lap in double-breasted style, and are reversed at the top in broad lap-

els that meet the deep, rolling collar of Astrakhan fur in notches. Deep coat-skirts lengthen the front and sides to uniform depth with the back; they overlap the back in a well-pressed coat-plait at each

side and are smoothly adjusted over the hips. Pocket-laps are included in the cross-seams and are edged with Astrakhan fur. The closing is made at the front in double-breasted fashion, and the overlapping front is ornamented with cord frogs. The lapels are faced with Astrakhan fur, and similar fur follows the front edge of the overlapping front of the coat and the edges and seams of the flaring cuffs which finish the shapely coat-sleeves.

The skirt is developed in gray Bengaline. It is in the popular bell or *fin de siècle* style and has bias back edges joined in a center seam beneath fan-plaits that spread into a slight train. The train may be cut off, if undesirable. The skirt is adjusted with fashionable smoothness at the front and sides and is hung over a foundation skirt of round length. At the bottom are applied two parallel rows of Kursheedt's Standard *cabochon* trimming.

A stylish toilette for church, calling or the promenade may be developed in a single fabric, which may be faced cloth, camel's-hair or heavy twilled serge; and Persian lamb, gray or black lynx, sable, otter, beaver or chinchilla fur may contribute the decoration. The coat will develop very attractively in beaver, melton, kersey, jacquard, chevron and various other cloakings suitable for Winter wear, and also in lighter textures for the intermediate seasons; and a tailor finish of machine-stitching or braid may, if liked, be adopted. Bengaline, faille, Surah, serge, camel's-hair and various other fashionable dress fabrics may be employed for the skirt, and any tasteful garniture preferred may be added.

The hat is a close-fitting shape in green felt, trimmed with velvet, *cabochons* and an ornament.

FIGURE No. 499 R.—This consists of a Ladies' coat and walking skirt. The coat pattern, which is No.

4218 and costs 1s. 6d. or 35 cents, is in thirteen sizes for ladies from twenty-eight to forty-six inches, bust measure, and is shown

made of different materials on page 497 of this DELINEATOR. The skirt pattern, which is No. 3967 and costs 1s. 6d. or 35 cents is in nine sizes for ladies from twenty to thirty-six inches, waist measure, and may be seen again on its accompanying label.

The coat is here pictured made of seal-plush. It extends a trifle below the knee and is superbly adjusted by single bust and under-arm darts, side-back gores, and a curving center seam that terminates above stylish coat-laps. The coat sleeves rise high above the shoulders, and from the wrists deep, pointed cuffs roll upward and flare widely at the back of the arm, the upper edge of each cuff being trimmed with a narrow band of otter. The ends of the standing collar are visible between the tapering ends of the Medici collar, which rolls in characteristic fashion and is trimmed with a band of otter, the fur being continued along the edge of the overlapping front. If preferred, the Medici collar may be rolled all round to lie flatly upon the coat.

Cheviot of seasonable texture was selected for the skirt, which is illustrated and fully described at figure No. 498 R. The edge of the skirt is decorated with *cabochon* trimming applied in large linked rings.

If garniture like that shown on the skirt be desired, perforated patterns for stamping the design may be obtained from the Kursheedt Manufacturing Co. Cloths of all kinds, plush, Astrakhan and Bedford cord are stylish for coats of this kind. Fur may be employed for garniture or a plain finish be adopted. When the coat is made of cloth the sleeves and collars will frequently be of Astrakhan, Persian lamb or other fashionable fur. All seasonable dress goods of silken or woollen texture will be appropriate for the skirt, and a simple or elaborate completion may be chosen.

The large velvet hat is bent in a fanciful shape and trimmed high at the front with large loops of wide ribbon.



FIGURE No. 510 R.—LADIES' VISITING TOILETTE.—This consists of Ladies' Basque No. 4212 (copyright), price 1s. 3d. or 30 cents; and Skirt No. 4219 (copyright), price 1s. 6d. or 35 cents.

(For Description see Page 431.)

FIGURES NOS. 500 R AND 501 R.—LADIES' COAT.

(For Illustrations see Page 471.)

FIGURES NOS. 500 R AND 501 R.—These two figures illustrate the same pattern—a Ladies' coat. The pattern, which is No. 4230 and costs 1s. 8d. or 40 cents is in thirteen sizes for ladies from twenty-eight to forty-six inches, bust measure, and may be seen in two views on page 495 of this magazine.

At figure No. 500 R a back view of the coat is shown, the material illustrated being seal-plush. The collar is covered with gray lynx fur, cuff facings of similar fur are applied to the sleeves, and three buttons decorate each coat-plait at the back.

Figure No 501 R. pictures the coat made of pearl-gray cloth and black fur. The loose fronts are reversed at the top by a broad, rolling collar, below which they lap widely and are closed in double-breasted fashion with button-holes and buttons. The fronts are becomingly curved to the figure at the sides by long under-arm darts; the back is closely adjusted by the customary gores, and a curving center seam that terminates above extra fullness underfolded in a broad box-plait; and the side-back seams end above stylish coat-plaits that are well pressed in their folds to the edge. A facing of fur is applied to the top of each coat sleeve to simulate a cap, and the wrists are plainly finished. The rolling collar and the reversed parts of the fronts are covered with a facing of fur to produce the effect of a shawl collar, and pocket-laps covered with fur are arranged upon the fronts to conceal openings to pockets.

Shaggy woollen coatings, and cloths showing bourette or bouclé acts will make comfortable coats of this kind for general wear in severe weather. Melton, kersey, beaver, jacquard and various other fashionable cloths will develop attractively by the mode. Persian lamb, sable, monkey, beaver or Astrakhan fur may be chosen

for decoration; or, if preferred, a plain tailor finish of machine-stitching may be adopted. The edges may be finished with a binding of braid, if desired.

The large felt hat is handsomely trimmed with ostrich tips, ribbon, cabochons and a band of fur.



FIGURE NO. 511 R.—LADIES' COSTUME.—This illustrates Pattern No. 4243 (copyright), price 1s. 8d. or 40 cents.

(For Description see Page 482.)

FIGURE NO. 502 R.—LADIES' VISITING TOILETTE.

(For Illustration see Page 471.)

FIGURE NO. 502 R.—This consists of a Ladies' wrap and walking skirt. The wrap pattern, which is No. 4209 and costs 1s. 3d. or 30 cents, is in ten sizes for ladies from twenty-eight to forty-six inches, bust measure, and may be seen in two views on page 498 of this DE-LINEATOR. The skirt pattern, which is No. 3967 and costs 1s. 6d. or 35 cents, is in nine sizes for ladies from twenty to thirty-six inches, waist measure, and is shown differently developed on its accompanying label.

In the present instance fine silk-plush and Astrakhan fur are united in the wrap. The fronts extend below the knee in long, narrow tabs and close invisibly at the center. The back is fashionably short and is curved to the figure by a center seam; and the deep, square sleeves, which join the back and fronts in seams that curve in dolman style over the shoulders, are desirably full on the shoulders, where they rise in pronounced curves. A belt-tape tacked underneath draws the garment closely to the figure. The lower edge of the wrap is trimmed at the back with a broad band of Astrakhan fur, which is continued along the edges of the sleeves; and the stylishly high Medici collar is of similar fur. The fronts of the wrap are decorated with sections of jet passementerie which extend diagonally from the shoulder seams to the bust; similar sections are applied diagonally across the top of the sleeves, and from

each section fanciful jet fringe depends, with graceful effect. The tabs are each decorated with two sections of jet passementerie, and

from the ends of the sections deep jet fringe falls nearly to the edge of the skirt.

Bengaline is the material pictured in the skirt, which is of the popular bell or *fin de siècle* order and has bias back edges joined in a center seam. The skirt has a four-gored foundation, over which the front and sides fall

fashionable dress goods of either silken or woollen texture, and plaits or ruffles of the same or a contrasting fabric may be added.

The hat is a becoming shape in fine felt, artistically trimmed with feathers and loops of grosgrain ribbon.



FIGURE No. 512 R.

smoothly; and the fulness at the back is massed in fan-plaits that spread into the graceful folds of a slight train. The skirt may be cut to round length, if preferred. The lower edge is decorated with a pretty frill of silk shirred to form a self-heading.

An exquisite theatre wrap for a young woman or a dressy top-garment for an elderly woman may be readily developed by the mode. For the latter purpose velvet, plush, Ottoman silk, armure, Bengaline and the various handsome cloth cloakings will be desirable, while for an evening or theatre wrap brocade in any of the light, rich colorings will be appropriate. Fur, feather or marabou trimming, handsome lace, passementerie or gimp in metallic or iridescent effects, or soutache braiding interspersed with cabochons, etc., may be selected for garniture, or a less elaborate completion may be adopted. The skirt may be developed in any



FIGURE No. 513 R.

FIGURES Nos. 512 R AND 513 R.—LADIES' KIMONO.—These two figures illustrate the same Pattern—Ladies' Kimono No. 4237 (copyright), price 1s. 8d. or 40 cents.

(For Descriptions see Page 463.)

back gores of the bodice are extended to form suspenders, their ends being tacked beneath the side-fronts. The upper edge of

FIGURES Nos. 503 R, 504 R, 505 R, AND 506 R.—LADIES' TOILETTES.

(For Illustrations see Pages 472 and 473.)

FIGURES Nos. 503 R AND 506 R.—These two figures illustrate

the same patterns—a Ladies' bell skirt and blouse-waist. The skirt pattern, which is No. 4241 and costs 1s. 6d. or 35 cents, is in nine sizes for ladies from twenty to thirty-six inches waist measure, and may be seen in three views on page 505 of this publication. The blouse-waist pattern, which is No. 4192 and costs 1s. 3d. or 30 cents, is in thirteen sizes for ladies from twenty-eight to forty-six inches bust measure, and is differently represented on its accompanying label.

At figure No. 503 R the skirt is pictured developed in electric-blue Bengaline. It is in circular bell style and is fashioned with a slight train, which may, however, be cut off if undesirable, the pattern providing for this change. The front and sides of the skirt are adjusted with sheath-like smoothness by darts, and the bias back edges are joined in a center seam, which is concealed beneath stylish fan-plaits that flare in graceful fashion to the edge. The top of the skirt is shaped to accommodate a bodice, which is superbly adjusted by well curved seams and closed at the back. The side-

the bodice is becomingly rounded, while the lower edge describes a decided point at the center of the front and back. The upper and lower edges of the bodice and the suspenders are decorated with bullion-and-bead passementerie, and the skirt is decorated

with two deep frills of Kursheedt's Standard chiffon ruffling. The blouse is made of white India silk. Its full fronts and back are disposed in soft folds by gathers at the top, and the fulness below is becomingly drawn to the figure at the waist-line by shirrings that are stayed by tackings made to the lining portions, which are closely adjusted by the usual number of darts and seams. The puff sleeves are unusually full. They are gathered at the top, and also near the bottom, to form a gracefully drooping frill over each hand; and the coat-shaped linings over which they are made are cut away beneath the frills. The standing collar of the pattern is here omitted in favor of a drooping frill of Kursheedt's Standard chiffon ruffling matching the material in color.

The back view of the toilette, shown at figure No. 506 R, pictures the skirt developed in mauve granite silk, and the blouse in a pale shade of *crêpe de Chine*.

Very charming combinations may be effected in a toilette of this kind. The skirt may be developed in such serviceable and inexpensive fabrics as flannel, cloth, serge and cashmere; while the blouse may be made of striped or plain wash silk, Surah, China silk, etc. Ruffles of the same or a pretty contrasting fabric may decorate the bottom of the skirt, or a simple finish consisting of one or more rows of machine-stitching may be adopted.

FIGURES NOS. 504 R AND 505 R.—These two figures illustrate the same patterns—a Ladies' walking skirt and shirred waist. The skirt pattern, which is No. 4215 and costs 1s. 6d. or 35 cents, is in nine sizes for ladies from twenty to thirty-six inches, waist measure, and is differently portrayed on page

502 of this magazine. The waist pattern, which is No. 4234 and costs 1s. or 25 cents, is in thirteen sizes for ladies from twenty-eight to forty-six inches, bust measure, and is again shown on page 500.

The material represented in the toilette at figure No. 504 R is figured India silk. The skirt is one of the most graceful of the popular bell styles and is arranged upon an ordinary four-gored foundation. It has bias back edges joined in a center seam, over which fan-plaits flare in characteristic fashion into rounding folds to the edge of a slight train; and in front of the fan-plaits forward-turning plaits flare diagonally toward the front, where they spread into pretty soft folds and wrinkles. The skirt is trimmed at the bottom with a band of velvet, standing upright above which is a box-plaited frill of ribbon of a lighter color. If the train be considered undesirable, the skirt may be shortened to convenient round length, both styles being arranged for in the pattern.

The shirred waist is seamless on the shoulders. The fronts and back are drawn by several rows of shirring arranged in round-yoke shape, and the fulness below is closely shirred at the center of the front and back, the shirrings being tacked to the fitted lining over which the full portions are arranged. A becomingly smooth adjustment is produced at the sides by under-arm gores. The full puff sleeves are gathered at the top to stand well above the shoulders; the fulness at the lower edge droops with picturesque effect over deep cuff-facings of silk applied to the smooth coat-shaped linings; and a band of velvet headed by a box-plaited frill of ribbon decorates each wrist. The pattern includes a high standing collar, which is here omitted, the neck being finished with a frill decoration to correspond with that at the wrists and the bottom of the skirt. The waist is encircled by an all-over braided pointed Swiss girdle of velvet; but the girdle is not a part of the pattern.



FIGURE NO. 514 R.—LADIES' NEWMARKET.—This illustrates Pattern No. 4221 (copyright), price 1s. 8d. or 40 cents. (For Description see Page 463.)

At figure No. 505 R is shown a back view of the toilette developed in striped silk. The skirt is trimmed with three tiny ruffles of the material, and the waist is encircled by a silk belt, which is fastened at one side of the back beneath a rosette-bow of similar silk. The exposed parts of the sleeve linings are cut away, and each sleeve is decorated with a butterfly bow placed at the outside of the arm.

The toilette will develop exquisitely in all varieties of fancy and plain silks and soft woollens. The simplicity of its construction and its fanciful appearance render it especially adaptable to the various flowered silk *crêpes*, nets and plain and embroidered tissues. Little applied garniture is necessary, but ribbon, gimp, passementerie, etc., may be sparingly added, if desired.

FIGURES Nos. 507 R
AND 508 R.—LADIES'
TOILETTE.

(For Illustrations see
Page 474.)

FIGURES Nos. 507 R
AND 508 R.—These
two figures illustrate
the same patterns—a
Ladies' basque and
walking skirt. The
basque pattern, which
is No. 4246 and costs
1s. 3d. or 30 cents,
is in thirteen sizes
for ladies from twen-
ty-eight to forty-six
inches, bust measure,
and is differently pic-
tured on page 499 of
this publication. The
skirt pattern, which
is No. 4247 and costs
1s. 6d. or 35 cents, is
in nine sizes for la-
dies from twenty to
thirty-six inches,
waist measure, and
may be seen again
on page 503.

At figure No. 507 R
a back view of the
toilette made up for
carriage wear is dis-
played, the materials
illustrated being plain
India silk and velvet,
with velvet and Kur-
sheed's Standard jet
cabochons for garni-
ture.

Figure No. 508 R
represents the toilette
developed in an ef-
fective combination
of figured Bengaline
and velvet, and vel-
vet and Kursheed's
Standard *cabochons*
supply pretty decora-

tion. The skirt is an exceptionally stylish example of the popular bell shape. It has bias back edges joined in a center seam beneath deep fan-plaits that flare in characteristic fashion into the clinging folds of a train of graceful length, which, according to the latest fancy, is

pointed. At each side of the fan-plaits forward-turning plaits flare diagonally into pretty broken folds and wrinkles across the front while below a stylishly smooth effect is observed. The skirt is hung upon a five-gored foundation-skirt, that also has a pointed train and is trimmed underneath with a silk ruffle pinked at the edge. The skirt is decorated at the bottom with a band of velvet headed by *cabochons* applied in a scroll design.

The basque is very graceful in appearance and will prove becoming alike to youthful and matronly figures. The front is adjusted above the bust with the accuracy of a dart-fitted front, while the fullness below the bust is plaited to a point at the lower edge, above which the plaits flare with becoming effect. The front is arranged upon dart-fitted fronts of lining, and the closing is made invisibly along the left shoulder and under-arm seams. The seamless back is arranged to correspond with the front over a back of lining shaped by the usual gores and a center seam; and under-arm gores complete the superb adjustment of the basque. The front and back are cut away in V shape at the top, and above them is disclosed a facing of velvet applied to the lining portions, which are also cut away in a shallow V. The basque is lengthened by a doubled frill of velvet that is narrowed toward the center of the front and the seam at the center of the back and laid in flaring box-plaits on the hips; and a plaited boléro frill of velvet included in each arm's-eye is widened on the shoulder to stand erect, with picturesque effect. The puff sleeves rise full and high upon the shoulders, and at the lower edge of each an upturning plaited frill of velvet forms a pretty completion for the deep cuff-facing of velvet applied to the coat-shaped lining. A scroll design wrought with *cabochons* decorates




FIGURE No. 515 R.—LADIES' OUTDOOR TOILETTE.—This consists of Ladies' Coat No. 4214 (copyright), price 1s. 6d. or 35 cents; and Skirt No. 3899 (copyright), price 1s. 3d. or 30 cents.

(For Description see Page 484.)

each cuff facing and follows the pointed upper outline of the basque. The pattern provides a Medici collar, to be worn when the linings are not cut away at the top.

If it be desired to reproduce the scroll design here illustrated, a

FASHIONS FOR DECEMBER, 1891.

perforated pattern for stamping it may be obtained from the Kursheedt Manufacturing Company. Charming carriage and afternoon reception toilettes may be developed in brocade, Bengaline, corded silk and other rich fabrics, while for a dinner gown *crêpe de Chine*, *crêpon* or *chiffon* made up over silk or satin will be dressy and appropriate. A ruffle of satin-edged or embroidered *chiffon* may decorate the foot of the skirt, or handsome lace, passementerie, gimp or ribbon may supply the garniture.

FIGURE No. 509 R.— LADIES' EVENING TOILETTE.

(For Illustration see
Page 475.)

FIGURE No. 509 R.—This consists of a Ladies' basque and skirt. The basque pattern, which is No. 4229 and costs 1s. 3d. or 30 cents, is in thirteen sizes for ladies from thirty to forty-eight inches, bust measure, and may be seen differently trimmed on page 499 of this magazine. The skirt pattern, which is No. 3967 and costs 1s. 6d. or 35 cents, is in nine sizes for ladies from twenty to thirty-six inches, waist measure, and is again shown on its accompanying label.

The toilette is elegant for dinners, evening receptions, the opera and other occasions demanding full evening dress. The materials are aqua-marine Bengaline and darker velvet, and rich garniture is furnished by Kursheedt's Standard iridescent passementerie, embroidered *chiffon* ruffling and narrow beading. The skirt is of the circular bell or *fin de siècle* order, being *fourreau* or sheath-like at the front and sides, and having lapped plaits at the back that fall in soft, rolling folds to the edge of a short train. A row of deep embroidered *chiffon* ruffling headed by a narrow heading trims the foot of the skirt beautifully. The petticoat or foundation skirt is in four-gored shape and is ruffle-trimmed at the foot.

The bodice is a perfectly adjusted pointed basque that is cut low in fancy Pompadour outline at the front and in V shape at the back. It is especi-

ally designed for stout ladies, being made with two under-arms at each side, thus increasing the number of curved seams and additional symmetry to the figure. A row of heading follows the neck edge, and iridescent passementerie describes jaunty boleros and follows the lower edge of the basque, which is closed with cord laced through eyelets at the center of the front. The sleeves are of the leg-of-mutton order, being high and flaring at the top; they are made over smooth linings and are cut off at the elbow and outlined with passementerie, the close-fitting gloves reaching almost to them.

Of course, other colors may be combined in the toilette, and entirely different textures may be used, with good effect. Velvet bodices are very popular, with sleeves to match or of the skirt fabric. Black and gold form a rich combination, and so do black and any of the pink or rose shades. Valances of embroidered *chiffon*, lace flouncing or the material will prove effective skirt trimmings and may be plaited or gathered, and cut straight or in fancy outline at the top. Ruffles, bands, passementeries, feather garnitures, and embroidery done with beads, *cabochons*, chenille, braids, etc., are also appropriate decorations.

FIGURE No. 510 R.— LADIES' VISITING TOILETTE.

(For Illustration see
Page 476.)

FIGURE No. 510 R.—This consists of a Ladies' basque and skirt. The basque pattern, which is No. 4212 and costs 1s. 3d. or 30 cents, is in thirteen sizes for ladies from twenty-eight to forty-six inches, bust measure, and is differently represented on page 499 of this *DELINEATOR*. The skirt pattern, which is No. 4219 and costs 1s. 6d. or 35 cents, is in nine sizes for ladies from twenty to thirty-six inches, waist measure, and is shown in three views on page 504.




FIGURE No. 516 R.—LADIES' VISITING TOILETTE.—This consists of Ladies' Cape No. 4213 (copyright), price 1s. 6d. or 35 cents; and Skirt No. 4131 (copyright), price 1s. 6d. or 35 cents.
(For Description see Page 484.)

Gray-green cloth enriched with Kursheedt's Standard jet-and-Escorial embroidery was here used for the toilette, which is elegant

for visiting, theatre and concert wear. The skirt is in the four-gored style and may be made up in round length or with a slight train, as preferred. The front-gore is revealed with the effect of a panel between the front edges of the drapery, which lies upon the side-gores in wide kilt-plaits and has a bias seam at the center of the back, where it falls in pretty, rolling folds to the edge. The bottom of the front-gore is richly embroidered in a handsome design, and the drapery is finished with perfect plainness.

The basque is fashionably known as the "pulled" bodice and is deeply pointed both back and front and well curved over the hips. The front and back are plain and smooth across the shoulders and have fullness at the bottom, which is laid in closely lapped plaits below the waist-line that flare into pretty folds above. These portions are "pulled" or drawn smoothly over their fitted linings so as to be perfectly smooth from the seams to the plaits; and under-arm gores appear between them, rendering the adjustment of the basque faultless. Bands of the material embroidered to correspond with the front-gore are applied along the lower edge of the basque, on the fronts in Pompadour outline and diagonally across the wrists of the sleeves, which fit smoothly below the elbows and are full and stylishly elevated on the shoulders. At the neck is a standing collar, about which Kursheedt's Standard *coq*-feather collarette is tied, with pretty effect. A handsome kerchief, which is here omitted, accompanies the pattern and is dressy for indoor wear.

The embroidery illustrated will be done to order on ladies' own material by the Kursheedt Manufacturing Company, but the embroidery on the bands can only be done in lengths that are multiples of the width of the design on the front-gore. The bands may, however, be as deep as desired and may be of different depths for the various parts of the basque. All sorts of dress goods will make up stylishly by

the mode, and combinations may be effected without difficulty. Passementerie, braid, feather or fur bands, galloon, etc., may be used for decoration and disposed in any manner that pleases the fancy. The stylish hat is made of mixed cloth and effectively trimmed with a puffing and loops of velvet and plumage.




FIGURE NO. 517 R.—LADIES' POLONAISE COSTUME.—This illustrates Pattern No. 4210 (copyright), price 1s. 8d. or 40 cents.

(For Description see Page 485.)

FIGURE NO. 511 R.—LADIES' COSTUME (For Illustration see Page 477.)

FIGURE NO. 511 R.—This illustrates a Ladies' costume. The pattern, which is No. 4243 and costs 1s. 8d. or 40 cents, is in thirteen sizes for ladies from twenty-eight to forty-six inches, bust measure, and may be seen differently made up on page 489 of this DELINEATOR.

The costume presents the trim, stylish air of the tailor-made gown and is here shown charmingly developed in fancy cheviot, corded silk and plain velvet. The skirt is *foureaux* or sheath-like, being in *fin de siècle* or bell style, with plaited fullness at the back. It is made up in round length, and is here opened from the bottom more than halfway to the top at each side of the front to display the four-gored foundation-skirt in long, narrow inverted V's. The entire foundation-skirt may be of velvet, or its exposed portion may be covered with the ornamental fabric. The front edge of each slash is bordered with a row of crochet buttons, and corresponding button-holes are simulated with fine cord on the opposite edge. A large upright pocket-welt is applied on each side of the front and may conceal an opening to a pocket in the foundation skirt.

The fronts of the coat-basque are reversed in notched lapels to the waist-line by a rolling coat-collar, displaying a closely fitted waist-coat closed down the center. The back is made without a center seam and forms a broad postilion showing underfolded

plaits at the side-back seams and broad over-laps at the side seams. A high standing collar affords a close finish for the neck, and outside-

is arranged a ribbon collarette having loops and ends of ribbon that extend far down upon the skirt from the throat. The coat-sleeves are full and high at the top and fit the arms closely below the elbow; they are made over smooth linings and are plainly finished.

A costume of this description is handsome for church, promenade and visiting wear, and also for travelling wear by a bride. Smooth and rough cloth, Bedford cord, chevron suit goods, tweed, serge, homespun, etc., are all stylish, and combinations may be effected by making up any of the above fabrics in conjunction with plain or corduroy velvet, heavy corded silk, etc. The waistcoat affords an opportunity for the introduction of fancy silks and vestings or for the tasteful use of braiding, embroidery, passementerie and other rich garnitures.

The hat is a large shape in felt and is stylishly trimmed with feathers.

FIGURES Nos. 512 R AND 513 R.—LADIES' KIMONO.

(For Illustrations see Page 478.)

FIGURES Nos. 512 R AND 513 R.—These two figures illustrate the same pattern—a Ladies' kimono. The pattern, which is No. 4237 and costs 1s. 8d. or 40 cents, is in four sizes for ladies from twenty-eight to forty inches, bust measure, and may be seen again on page 491 of this magazine.

The kimono or Japanese dress, as here made up, is charming for a tea or lounging gown or for a character costume to wear at a masquerade or fancy-dress ball or party. At figure No. 512 R it is shown made of two shades of figured Japanese silk and lined with pale-olive silk.

Figure No. 513 R illustrates a pretty union of plain and figured silk, the color combination being black and gold. The dress is seamless on the shoulders and is opened at the center of the back below the waist-line for the insertion of a plaited fan, which introduces pretty fulness in the skirt. A deep plait is folded across each shoulder, and a wide,

painted gore is joined to each front edge from the waist-line to the lower edge, so that the dress laps widely. A straight collar joins the neck and extends down the fronts to below the waist-line, and the regulation Japanese sleeves hang with handsome drapery effect over the arms. The fronts are lapped to form soft surplice-folds and reveal the throat attractively; and a broad sash is draped high about the waist and tied in a huge bow at the back.

When used as a tea or lounging gown the kimono may be arranged to separate in front over a silk or lace petticoat, and the sash may be tied at the front or back, as preferred. All sorts of fancy crêpes and silks, also crêtonnes and metal-embroidered gauzes may be chosen to develop the mode. A lining is usually added, except, perhaps, when crêtonne is made up; and sometimes the collar and gores are richly embroidered. Color combinations may be as subdued or as gorgeous as individual taste dictates. For masquerades and fancy-dress affairs the hair should be arranged in Japanese fashion and plentifully studded with tiny fans and bright-colored ornaments.




FIGURE No. 518 R.—LADIES' COSTUME.—This illustrates Pattern No. 4211 (copyright), price 1s. 8d. or 40 cents.

(For Description see Page 486.)

FIGURE No. 514 R.—LADIES' NEW-MARKET.

(For illustration see Page 479.)

FIGURE No. 514 R.—This illustrates a Ladies' coat. The pattern, which is No. 4221 and costs 1s. 8d. or 40 cents, is in thirteen sizes for ladies from twenty-eight to forty-six inches, bust measure, and is portrayed again on page 494 of this DELINEATOR.

Light-mode fancy coating and Alaska sable fur are here handsomely combined in the coat, which illustrates the latest mode in Newmarkets. The fronts lap widely all the way down and close in double-breasted fashion to some distance below the waist-line with button-holes and large buttons; they are reversed in large lapels by a rolling collar, which may be rolled all round in the regular way or worn high

with only a slight roll at the back, as preferred. The collar and lapels are covered with fur, and a becoming kerchief of silk or *crêpe* will usually be worn. At the back the coat presents coat-laps below the center seam and coat-plaits at the side-back seams. The adjustment is perfectly close and is effected by single bust and under-arm darts, side-back gores and a center seam. Large pocket-laps bordered with fur are located on the hips and cover openings to capacious pockets. The sleeves rise high and broad on the shoulders and have close-fitting wrists finished with deep cuffs of fur. The overlapping front and the coat-laps are narrowly bordered with fur.

Coatings of all descriptions are suitable for this style of top coat, smooth, ribbed, shot and mixed effects being fashionable in them. The edges may be finished plainly or with stitching or a binding of braid or of any preferred variety of fur. The collar may be of the material or of velvet, if fur be not desired.

The large felt hat is stylishly trimmed with feathers and ribbon.

FIGURE No. 515 R.—
LADIES' OUTDOOR
TOILETTE.

(For Illustration see
Page 480.)

FIGURE No. 515 R.—This consists of a Ladies' coat and walking skirt. The coat pattern, which is No. 4214 and costs 1s. 6d. or 35 cents, is in thirteen sizes for ladies from twenty-eight to forty-six inches, bust measure, and is differently portrayed on page 496 of this DELINEATOR. The skirt pattern, which is No. 3899 and costs 1s. 3d. or 30 cents, is in nine sizes for ladies from twenty to thirty-six inches, waist measure, and is shown again on its accompanying label.

The coat, which exemplifies the most popular style for winter top-garments, is here pictured made of dark-green melton and gray Astrakhan. It extends to regulation three-quarter depth and is closed in double-breasted fashion with button-holes and large buttons, a corresponding row of buttons being placed on the overlapping front. The loose fronts are becomingly curved to the figure at the sides by under-arm gores, and the back is gracefully adjusted

by the customary gores, and a curving center seam that terminates below the waist-line above long coat-laps. The fronts are reversed at the top in broad lapels that meet the deep, rolling collar in notches. The collar and lapels are covered with a facing of gray Astrakhan, which is continued in a narrow band along the edge of the overlapping front to the bottom of the coat. A narrow band of Astrakhan

decorates the wrist of each shapely coat-sleeve, and similar bands ornament the free edges of the pocket-laps, which cover the side pockets, a change pocket at the right side and a breast pocket inserted in the left front.

Striped cheviot cut bias is shown to advantage in the stylish skirt, which is composed of eight bell-gores that are interlined with crinoline or soft canvas and lined with silk to retain their graceful pose.

The coat is exceedingly jaunty in effect and may be appropriately developed in all sorts of seasonable cloths and coatings, and with especially good results in seal-plush and Astrakhan; and fur of any fashionable variety or feather trimming may supply the garniture. Striped or plain tweed, cheviot, mohair and similar wools will make up attractively in a skirt of this kind, and striped silks, brocade, etc., will also be effective, the seams being covered with passementerie, gimp, fancy braid, etc.

The hat is a stylish poke shape in fine French felt. It is fashionably trimmed with stiff wings and soft folds of velvet.

FIGURE No. 516 R.—
LADIES' VISITING
TOILETTE.

(For Illustration see
Page 481.)

FIGURE No. 516 R.—This consists of a Ladies' cape and walking skirt. The cape pattern, which is No. 4213 and costs 1s. 6d. or 35 cents, is in ten sizes for ladies from twenty-eight to forty-six inches, bust measure, and is differently pictured on page 498 of this publication.

The skirt pattern, which is No. 4131 and costs 1s. 6d. or 35 cents, is in nine sizes for ladies from twenty to thirty-six inches, waist measure, and is again illustrated on its accompanying label.

Faced cloth in a warm shade of gray was chosen for the cape




FIGURE No. 519 R.—LADIES' STREET TOILETTE.—This consists of Ladies' Wrap No. 4239 (copyright), price 1s. 6d. or 35 cents; and Skirt No. 3967 (copyright), price 1s. 6d. or 35 cents.
(For Description see Page 487.)

in the present instance. The garment extends to the fashionable depth and is adjusted by shoulder seams, and cross-seams on the shoulders; and the lower edges of the cross-seams are gathered to produce the high puff effect now so much admired. The cape is closed invisibly at the center of the front, and at the neck is an unusually high Medici collar that rolls and flares in regulation fashion. The cape is all-over decorated with Kursheedt's Standard *cabochons* applied in a conventional design.

Striped cheviot was employed for the skirt, which consists of four bell-gores arranged upon a five-gored bell foundation-skirt. The gores are bias and are joined in side seams and a seam at the center of the front and back. A fashionably smooth adjustment is effected at the front and sides, while at the back fan-plaits flare prettily into a slight train, which may be cut off if a skirt of round length be preferred. The bottom of the skirt is decorated with Kursheedt's Standard Escorial *passementerie* cut in lengths and applied in the direction of the stripes in the material.

If it is desired to reproduce the decoration displayed upon the cape, perforated patterns for stamping the necessary figures may be procured from the Kursheedt Manufacturing Company. Charming toilettes for the theatre, driving, church or the promenade may be developed in camel's-hair, diagonal serge, foulé, Bedford cord or faced cloth. Corded silk, Bengaline, faille or silk Bedford cord may be employed for the skirt, although its bias gores adapt it especially to striped or plaided woollens. Feather trimming, fur or metallic or fancy braid may be applied to the wrap and skirt in any way suggested by individual taste, and the cape may be all-over studded with nail-heads or *cabochons*, and finished with a pretty lining of silk. Several rows of fancy gimp applied to the bottom of the skirt will provide a tasteful decoration, and a row of the same may border the stylish collar on the outside and inside.

The hat is covered with cloth and trimmed with *passementerie*, an aigrette and ribbon, and the velvet bridle is fastened with fancy pins.

FIGURE No. 517 R.—LADIES' POLONAISE COSTUME.

(For Illustration see Page 482.)

FIGURE No. 517 R.—This illustrates a Ladies' costume. The pattern, which is No. 4210 and costs 1s. 8d. or 40 cents, is in thirteen inches, bust measure, and may be seen in two views on page 490 of this magazine.

Tan faced cloth and brown velvet are here artistically associated in the costume, and Kursheedt's Standard *point de Gène* bands, a velvet ruffle, small buttons and simulated button-holes contribute effective garniture. The skirt is fashioned in the ordinary four-gored style; it is entirely covered with the polonaise, which is superbly adjusted by the customary number of darts and seams, the center seam terminating below the waist-line above an underfolded box-plait that is narrowed at the top by gathers. The fronts extend to basque depth and are reversed above the bust to form lapels, between which is disclosed a short vest or chemisette of velvet arranged upon dart-fitted fronts of lining. The fronts and sides of the polonaise are lengthened by smoothly adjusted skirt-portions that join the body in cross-seams over the hips; and pocket-laps that are triple-pointed at their lower edges are included in the seams. The closing is made invisibly at the front, and the overlapping edge below the lapels is decorated with buttons and simulated button-holes. The lower edge of the polonaise is trimmed with a velvet ruffle headed by a *point de Gène* band. The shapely coat-sleeves, which rise full and high above the shoulders, are each ornamented with a similar band applied lengthwise along the inside seam; and the lapels are decorated to correspond. A stylishly high standing collar of velvet is at the neck.

The mode will make up charmingly

in a combination of woollen or silken fabrics with velvet, faille or Bengaline. If a less expensive development be desired, a single woollen material, such as Henrietta cloth, French serge, homespun, cheviot or tweed, may be selected, and machine-stitching, outlin-



FIGURE No. 520 R.—LADIES' *Négligé Toilette*.—This consists of Ladies' Dressing-Sack No. 4235 (copyright), price 1s. or 25 cents; and Petticoat No. 3952 (copyright), price 1s. or 25 cents.

(For Description see Page 457.)

ing braid, gimp or galloon may provide the garniture, and it may be applied in as simple or as elaborate a manner as desired.



FIGURE No. 521 R.—LADIES' BASQUE.—This illustrates Pattern No. 4216 (copyright), price 1s. 3d. or 30 cents.

(For Description see Page 483.)

The hat is a low-crowned velvet turban trimmed with velvet ribbon and *point de Gène* lace.

FIGURE No. 518 R.—LADIES' COSTUME.

(For Illustration see Page 483.)

FIGURE No. 518 R.—This illustrates a Ladies' costume. The pattern, which is No. 4211 and costs 1s. 8d. or 40 cents, is in thirteen sizes for ladies from twenty-eight to forty-six inches, bust measure, and is differently pictured on page 488 of this DELINEATOR.

An effective combination of Bengaline and *crêpe de Chine* is here represented in the costume, and Kursheedt's Standard jet *cabochon* trimming supplies the garniture. The skirt is in fashionable bell shape and falls at the front and sides with perfect smoothness upon the gores of the four-gored foundation-skirt over which it is made. At the back fan-plaits confine the fulness at the top and flare below into full, rounding folds to the edge of the slight train. A deep flounce is applied for a foot trimming. The flounce is arranged at intervals in clusters of plaits, which overlap at the top and flare gradually in fan fashion to the lower edge; and the top of the flounce is shaped in points and outlined with jet *cabochon* trimming, an upright row of which is applied between each two clusters of plaits. The flounce may be omitted, if considered undesirable; and the skirt and foundation may be shortened to convenient round length, the pattern providing for both styles.

The fanciful basque is deepened to the received length by gathered skirt-portions, which are joined to its pointed lower edge and

headed with a band of *cabochon* trimming. The full puff which separates the short, square yoke from the lower portions of the fronts is made of *crêpe de Chine* and outlined at the top and bottom with *cabochon* trimming. The plaits in the lower portions flare becomingly upward from a point at the lower edge, the fronts are arranged upon dart-fitted fronts of lining, and the closing is made invisibly. The back is shaped by the usual gores and a curving center seam, and under-arm gores produce a smooth adjustment at the sides. The sleeves are made over smooth coat-shaped linings. On the upper part of each lining is arranged a puff that rises full and high above the shoulder; the lower edge of the puff is gathered and joined to the gathered upper edge of the sleeve portion, which is wrinkled with mousquetaire effect as far as the elbow and stylishly close-fitting below. The wrist is decorated with three rows of *cabochon* trimming, and similar trimming outlines the edges of the high standing collar.

Charming color contrasts may be effected in a costume of this kind, and a single shade or texture may quite as appropriately be employed for its development. Bedford cord, in either Summer or Winter weight, Henrietta, cashmere, camel's-hair and serge are among the many fashionable woollens that will make up attractively in this way, but the fanciful effect of the mode may be brought out to best advantage in faille, plain or figured China or India silk, Bengaline, Surah and other stylish fabrics of similar texture. Iridescent, jet or metallic passementerie or gimp, braid or cord galloon, feather trimming, etc., may be applied in any tasteful manner.



FIGURE No. 522 R.—LADIES' BASQUE.—This illustrates Pattern No. 4212 (copyright), price 1s. 3d. or 30 cents.

(For Description see Page 483.)

The fine felt turban is simply trimmed with velvet, jet passementerie and a bow of ribbon.

FIGURE NO. 519 R.—LADIES' STREET TOILETTE.

(For Illustration see Page 481.)

FIGURE NO. 519 R.—This consists of a Ladies' wrap and skirt. The wrap pattern, which is No. 4239 and costs 1s. 6d. or 35 cents, is in ten sizes for ladies from twenty-eight to forty-six inches, bust measure, and may be again seen on page 497 of this DELINEATOR. The skirt pattern, which is No. 3967 and costs 1s. 6d. or 35 cents, is in nine sizes for ladies from twenty to thirty-six inches, waist measure, and is differently represented on its accompanying label.

The toilette is simple in construction though extremely stylish in effect and will be especially becoming to matronly figures. The

wrap is here shown developed in corded silk and the skirt in camel's-hair, and a rich garniture is supplied by Kurshedd's Standard cog and curled-silk feather trimming. The skirt is of the popular *fin de siècle* or bell order and is made up in round length over a four-gored foundation-skirt of silk. It is fitted smoothly at the front and sides and is laid in lapped plaits at the center of the back, the plaits falling softly to the edge. A broad band of corded silk edged with curled-silk feather trimming encircles the skirt a little above the edge, providing a rich decoration.

The wrap is fitted snugly to the figure at the back by center and side-back seams, the latter seams extending over the shoulders in dolman curves. The sides are gathered to rise high on the shoulders and fall with deep cape effect over the arms, and the fronts extend in long, narrow tabs to below the knee. The two varieties of feather trimming are arranged with rich effect along the lower edges of the wrap and are continued along the side edges of the tabs; and the wrap is handsomely lined. A high, flaring Tudor collar forms a picturesque neck-finish and is covered both inside and out with feather trimming.

If desired, the wrap and skirt may be made of the same materials, or the wrap may be developed to do service with several skirts or costumes. All kinds of wrap textures will make up stylishly in the wrap, and the decoration may be as simple or as elaborate as may be desired. Jets, braids, location ornaments, passementeries, feather and fur bands, etc., are all fashionable garnitures, and they

may be arranged in the manner most becoming to the wearer. The bonnet is made of lace, jet and ribbon and has ribbon ties fastened under the chin.

FIGURE NO. 520 R.—LADIES' NÉGLIGÉ TOILETTE.

(For Illustration see Page 483.)

FIGURE NO. 520 R.—This consists of a Ladies' dressing-sack and petticoat. The sack pattern, which is No. 4235 and costs 1s. or 25 cents, is in thirteen sizes for ladies from twenty-eight to forty-six inches, bust measure, and is differently illustrated on page 501 of this DELINEATOR. The petticoat pattern, which is No. 3952 and costs

1s. or 25 cents, is in nine sizes for ladies from twenty to thirty-six inches, waist measure, and may be seen differently made up on its accompanying label. Figured French flannel in a delicate shade of mauve was here chosen for the sack, the loose fronts of which are closed to the lower edge with button-holes and buttons; a gracefully close adjustment is obtained at the back by the customary gores, and a curving center seam that terminates below the waist-line above stylish coat-laps; and the lower outline of the sack is gracefully rounded. The coat sleeves rise with pretty fullness above the shoulders, and the wrists are finished with cuffs that roll softly upward and are decorated with feather-stitching. The front and lower edges of the sack are trimmed with feather-stitching, and so is the rolling collar, and also the patch pockets, which are applied to the fronts and further ornamented with rosette-bows of mauve satin ribbon. A bow of similar



FIGURE NO. 523 R.—LADIES' TEA-JACKET.—This illustrates Pattern No. 4238 (copyright), price 1s. 3d. or 30 cents.

(For Description see Page 489.)

ribbon is placed between the flaring ends of the collar. The petticoat, which is made of black silk, is fashioned by three gores and a short back-breadth. The front and side gores are adjusted with becoming smoothness at the top by darts at each side, and the short back-breadth is lengthened by a deep flounce, which is gathered to produce a pretty fullness at the bottom of the petticoat. The top of the petticoat is underfaced, and the bottom is decorated with Kurshedd's Standard lace bars, the lower two being put on to form ruffles and the highest in band fashion. A dainty toilette for the boudoir may be developed in a single

material, such as Surah or China silk, French flannel, eider-down flannel, merino and cashmere; or silk, moiré, pongee, lawn, cambric, nainsook, etc., may be employed for the skirt. Frills of the material, Medici, torchon or Italian lace, stitching or embroidery may be used for decoration; and, if preferred, the patch pockets may be applied in the form of pocket-laps.

FIGURE No. 521 R.—LADIES' BASQUE.

(For Illustration see Page 486.)

FIGURE No. 521 R.—This illustrates a Ladies' basque. The pattern, which is No. 4216 and costs 1s. 3d. or 30 cents, is in thirteen sizes for ladies from twenty-eight to forty-six inches, bust measure, and is shown differently made up on page 500 of this magazine.

Fancy cheviot is the material pictured in the present instance. The basque is gored to the shoulders both back and front, and these gores, together with under-arm gores and a well curved center seam, produce a desirably close adjustment. Over the side-front, side-back and center seams plaits are applied and stitched to position at both edges, the plaits on the side-front and side-back seams meeting on the shoulders, where they pass into the shoulder seams; and over the closing, which is made invisibly at the front, a plait is applied to the right front to correspond with the plait at the center of the back. The basque extends to a graceful depth, and the waist is encircled by a belt, the overlapping end of which is passed through a fancy slide and finished in a point. The coat sleeves rise with full effect at the top and are stylishly close-fitting below the elbow, and each wrist is decorated with three rows of machine-stitching and a button. The ends of the Byron collar flare widely at the throat, the edges are finished with machine-stitching, and a scarf tied in a four-in-hand knot is worn.

Faced cloth in the fashionable tan, mode, beige and wood-brown shades is very stylish for basques of this description, and so are tweed, checked cheviot, serge and camel's-hair. A plain tailor finish is best liked for such garments, but, if decoration be desired, a scroll design done with soutache or metallic braid, gimp or outlining braid may ornament the plaits, collar and sleeves.

The becoming turban is stylishly trimmed with loops of ribbon.

FIGURE No. 522 R.—LADIES' BASQUE.

(For Illustration see Page 486.)

FIGURE No. 522 R.—This illustrates a Ladies' basque. The pat-

tern, which is No. 4212 and costs 1s. 3d. or 30 cents, is in thirteen sizes for ladies from twenty-eight to forty-six inches, bust measure, and may be seen in four views on page 499 of this DELINEATOR.

In the present instance the basque is pictured made of French serge and figured mull and decorated with Kursheedt's Standard *cabochon* trimming. The fronts are arranged upon part-fitted linings; the fulness below the bust is plaited to a point at the center, the plaits flaring becomingly upward; and the closing is made invisibly. The seamless back is disposed below the waist-



4211

Front View.



4211

Side-Back View.

LADIES' COSTUME, WITH BELL SKIRT HAVING A SLIGHT TRAIN (PERFORATED FOR ROUND LENGTH).

(COPYRIGHT.)

(For Description see Page 489.)



4211

View Showing Flounce Omitted.

line in plaits the correspond with those at the front; it is arranged over the lining shaped by the usual gore and a curving center seam; and under-arm gores produce a smooth effect on the sides. The deeply pointed lower edge of the basque is decorated with a band of *cabochon* trimming, and similar trimming ornaments the lower edges of the shapely coat-sleeves, which are sufficiently full at the top to rise prominently above the shoulders.

The kerchief which imparts an air of quaintness to the basque, is made up separately. It extends in pointed fashion to the regulation depth at the back, and its ends are narrowed by plaits to a point at the waist-line. The kerchief is arranged to lie in soft plaits upon the shoulders, and the outer edge is decorated with a frill of the material that is quite narrow at the ends and widens with Bertha effect on the shoulders. The throat is exposed in becoming V shape by the arrangement of the kerchief, the fronts of the basque being slightly turned under or cut away at the top, and the standing collar which accompanies the pattern being, of course, omitted.

Picturesque effects may be produced in a basque of this kind by using plain or fancy mull or some pretty soft, silken fabric for the kerchief. The mode will be found very desirable for remodelling basques that have become *passé* in style or are partly worn. A frill of oriental, Fedora or *point d'esprit* lace, or one or several rows of feather-stitching may decorate the kerchief, and gimp, galloon, passementerie, nail-heads, cord, braid, etc., may be added to the basque in any appropriate way.

FIGURE No. 623 R.—LADIES' TEA-JACKET.

(For Illustration see Page 487.)

FIGURE No. 523 R.—This illustrates a Ladies' tea-jacket. The pattern, which is No. 4238 and costs 1s. 3d. or 30 cents, is in thirteen sizes for ladies from twenty-eight to forty-six inches, bust measure, and is differently pictured on page 501 of this DELINEATOR.

In this instance a handsome combination of bisque-pink brocade and myrtle-green velvet is represented in the jacket, which extends to the fashionable depth and is adjusted with becoming closeness at the back

Sage-green serge and Surah are here artistically combined in the costume, and passementerie supplies the trimming. The skirt is of the popular bell variety and is made with a train of graceful length. It has bias back edges meeting in a center seam beneath stylish fan-plaits that flare into sweeping folds to the edge of the train; and the front and sides lie smoothly over the four-gored foundation-skirt, which has also a slight train, the sheath-like adjustment being accomplished by four darts at each side of the center. The skirt is trimmed with a deep valance of Surah, which is arranged at intervals in fan-plaits that flare in graceful fashion. The top of the flounce shows a pointed outline and is headed with passementerie. The flounce may be omitted and the skirt and foundation cut to round length, as shown in the small engraving, the pattern making provision for both styles; and the skirt may be trimmed in any preferred manner.

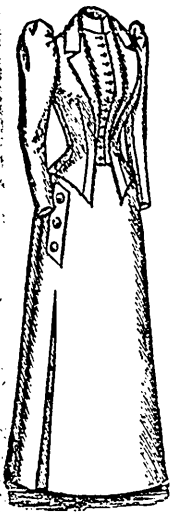
The basque has smooth fronts of lining adjusted by double bust darts and closed invisibly at the center, and fanciful fronts consisting each of a shallow yoke-portion and a full lower-portion separated

by a puff of the contrasting material. The lower portions are arranged at each side of the invisible closing in two forward-turning plaits that flare prettily upward from the lower edge, and the superb adjustment is completed by under-arm and side-back gores and a curving center seam. The basque is deepened to the fashionable three-quarter length by gathered skirt-portions, for which a band of passementerie, applied to follow the pointed lower outline of the basque, forms a tasteful heading. The sleeve has a smooth coat-shaped lining, over the top of which a full puff is arranged to rise stylishly high above the shoulder; and the gathered lower edge of the puff overlaps the gathered upper edge of the sleeve, which is shaped by an inside

seam only, and is wrinkled with mousquetaire effect above the elbow, being smooth and close-fitting below. The wrist is trimmed with an encircling band of passementerie, and similar passementerie decorates the edges of the high standing collar, and also the upper and lower edges of the puff.

Decided contrasts both in material and color may be effected by the mode; or a single fabric of either silken or woollen texture may be chosen. Faille, Bengaline or Surah will make up attractively in this way, and so will serge, camel's-hair, vigogne, Henrietta cloth, foulé, etc. Jewelled or iridescent gimp, galloon, feather trimming or fancy braid may be applied for decoration in any preferred way.

We have pattern No. 4211 in thirteen sizes for ladies from twenty-eight to forty-six inches, bust measure. In the combination shown for a lady of medium size, the costume requires five yards and a-fourth of serge forty inches wide, and six yards and a-fourth of Surah with the flounce; without the flounce two yards and an-eighth of Surah will suffice. Of one material, it needs fifteen yards and



4243

View Showing Skirt Slashed.



4243

Front View.



4243

Side-Back View.

LADIES' COSTUME. (COPYRIGHT.)
(For Description see Page 490.)

by the usual gores and center seam. All the seams of the back are discontinued below the waist-line to form a series of stylish tabs or battlements, and the fronts are rolled to reveal a dart-fitted vest, which closes at the center beneath a jabot of delicate-pink chiffon. A frill of chiffon also finishes the neck. The moderately high Medici collar is rolled with the fronts. The very full puff sleeves are stylishly elevated at the top, and the fulness below droops with characteristic effect over cuff facings of velvet applied to the smooth, coat-shaped linings. Each wrist is encircled with three rows of steel gimp, and similar gimp decorates the fronts below the reversed portions and is continued along the lower edge of the jacket. If preferred, the collar may be slightly rolled and the fronts closed above the bust. Dainty tea-jackets may be developed in Surah, India silk, foulard, Bengaline and other dressy fabrics, and equally attractive but less expensive jackets may be made of cashmere, serge, flannel and other pretty woollens. Oriental, *point de Venise*, Fedora and *point d'esprit* lace, crocheted embroidery, ribbon, gimp, etc., may be added in any artistic manner, or feather-stitching may alone provide the decoration.

LADIES' COSTUME, WITH BELL SKIRT, HAVING A SLIGHT TRAIN (PERFORATED FOR ROUND LENGTH).

(For Illustrations see Page 488.)

No. 4211.—Bengaline and *crêpe de Chine* are combined in this costume at figure No. 518R, with jet trimming for decoration.

a-fourth twenty-two inches wide, or seven yards and seven-eighths forty-four inches wide. Price of pattern, 1s. 8d. or 40 cents.

LADIES' COSTUME.

(For Illustrations see Page 489.)

No. 4243.—Fancy cheviot, silk and velvet are combined in this costume at figure No. 511 R in this magazine, crochet buttons and simulated button-holes of cord provide the trimming.

In the present instance the costume is pictured developed in mixed cheviot. The skirt is of the fashionable circular bell variety and has bias back edges that are joined in a center seam. The front and sides of the skirt lie smoothly over the gores of the foundation skirt, which is fashioned in the usual four-gored style; and the smooth adjustment at the top is due to four darts at each side. The fulness at the back is disposed in fan-plaits that flare into gracefully rounding folds below, and a placket is made above the center seam, the placket in the foundation being arranged at the left side-back seam. An upright pocket-welt with slanting ends is applied to each side of the skirt just below the second dart, and all its edges are finished with two rows of machine-stitching; it is decorated with three large buttons, and beneath it an opening may be made to a pocket inserted in the foundation skirt. The lower edge of the skirt is finished with a deep hem-facing that is held at the top by three rows of machine-stitching. If desired, the skirt may be deeply slashed at each side of the front, as shown in the small engraving, the proper location for the slashes being indicated by perforations in the pattern.



4210

Front View.



4210

Back View.

LADIES' POLONAISE COSTUME. (COPYRIGHT.)

(For Description see this Page.)

The basque is of regulation depth at the front, while at the back it is lengthened to form a stylish postilion. The vest is closely adjusted by double bust darts and closed at the center with button-holes and buttons, and the fronts are fitted by single bust darts taken up with the second darts in the vest. The fronts are reversed at the top in long lapels, and below the waist-line they flare gradually and are extended below the vest, where they shape a point at each side. The back is seamless at the center, and the superb adjustment of the basque is completed by under-arm and side-back gores. Each side-back seam disappears at the top of two deep, underfolded, backward-turning plaits, which lap well under the back and flare stylishly to the edge; and each side seam terminates above a broad coat-lap decorated with four large buttons. The coat sleeves are gathered at the top to rise full and high above the shoulders; they are arranged upon smooth linings and are each decorated at the wrist with a double row of machine-stitching and two buttons. At the neck is a stylishly high standing collar, and below it at the back is a roll-

ing collar, the ends of which meet the lapels in notches. All the ed of the basque are finished in tailor style with two rows of stitching. The mode will develop stylishly in striped or checked cheviot, tweed, homespun, serge and all sorts of goods suitable for tail gowns. Silk or mohair braid may be used to bind all the edges of the basque and may be applied in parallel rows upon the skirt.

We have pattern No. 4243 in thirteen sizes for ladies from twenty-eight to forty-six inches, bust measure. To make the costume for lady of medium size, needs ten yards and a-half of material twenty-two inches wide, or five yards and a-half forty-four inches wide, four yards and a-half fifty inches wide. Price of pattern, 1s. 8d. or 40 cents.

LADIES' POLONAISE COSTUME.

(For Illustrations see this Page.)

No. 4210.—A handsome combination of tan faced cloth and brocade velvet is shown in this costume at figure No. 517 R in this DELINEATOR, *Paris de Gène* band buttons and simulated button-holes provide the decoration. The costume is here pictured developed in plain camel-hair and trimmed with braided passementerie silk cord loops and fancy buttons. The skirt is fashioned in the regulation four-gored style and finished at the top with a belt.

The polonaise is superbly adjusted by double bust darts, under-arm and side-back gores, and a curving center seam that terminates below the waist-line above extra fulness underfolded in a box plait, the top of which is narrowed by gathers. The fronts extend to basque depth and are arranged upon short fronts of lining. The fronts and sides are lengthened to be of uniform depth with the back by long skirt-portions, that are adjusted smoothly over the hips by two short darts at each side and join the body in cross-seams over the hips; and extra fulness allowed below the side-back seams is underfolded in two forward-turning, overlapping plaits and in a single backward-turning plait at each side, all the plaits being well pressed in their folds to the edge. The fronts are rolled back from the top in revers that extend below the bust, and between the revers is disclosed a short vest or chemisette, which is decorated with a fancy design of braid. The vest is permanently sewed at the right side and fastened invisibly at the left side. Below the lapels the fronts are closed with cord loops passed over fancy buttons, and the front edges of the skirts are similarly closed. The bottom of the polonaise is decorated with a fancy braiding design, and the wrists of the coat sleeves, which are very full at the top, are decorated to correspond. A braiding design also decorates the high standing collar. The loose edges of the right revers are bordered with cord loops, and the correspond-

edges of the left revers are trimmed with fancy buttons to carry out the stylish effect of the closing. Pocket-laps that are triple-pointed at their lower edges are arranged over the hips.

The mode will develop with equally attractive results in faille, Bengaline, Surah, camel's-hair, serge, vigogne or any other fashionable dress fabric of either silken or woollen texture. Combinations of shades or textures will be very effective; velvet or brocade will unite beautifully with any of the above mentioned fabrics, and may be used for the vest and sleeves, and also for the lapel facings. Soutache or metallic braiding, Escorial embroidery, jet, cord or chenille passementerie, outlining braid, etc., may be employed for garniture, or a plain completion may be adopted.

We have pattern No. 4210 in thirteen sizes for ladies from twenty-eight to forty-six inches, bust measure. To make the costume for a lady of medium size, will require eleven yards and an-eighth of material twenty-two inches wide, or five yards and five-eighths forty-four inches wide, or five yards fifty inches wide.

Price of pattern, 1s. 8d. or 40 cents.

LADIES' KIMONO OR JAPANESE DRESS

(For Illustrations see this Page.)


No. 4237.—A back and a front view of this kimono are given at figures Nos. 512 R and 513 R in this magazine.

The kimono is here portrayed developed in figured and plain Japanese goods. The fronts and back are in one piece, and over each shoulder is taken a deep plait that turns toward the neck and throws desirable fulness below. The plaits are caught with a single tacking at the front and back, and below the tackings the back and fronts are perfectly loose. The side edges of the front and back are joined in side seams that are discontinued far enough from the top to form large arm's-eyes.

Each front is widened below the bust by a gore that is lined with the plain goods and narrowed to a point at the top. The back is slashed at the center from the lower edge to the waist-line and a fan is inserted; the fan is laid in overlapping plaits at the top, the plaits flaring to the edge. A wide collar lined with plain goods joins the neck of the back, and also the edges of the fronts and gores and is extended below the waist-line. To the wide arm's-eye is seamed the regulation Japanese sleeve, the lower edges of which are joined in a seam. The front edges of the sleeves are seamed from the bottom midway to the top, leaving a comfortably wide opening for the arms; and the back edges fall free below the arm's-eyes. The sleeves are lined with plain goods and fall from the shoulders with the graceful effect characteristic of the mode. The fronts lap widely, and about the waist is arranged a broad sash of plain goods. The sash is drawn high up under the arms to produce a very short-waisted appearance and is drawn only tight enough to hold the fulness in place, the ends being tied in a broad, spreading bow at the center of the back.

The kimono has become very popular for *négligé* wear at home, as well as for masquerades and Japanese tea-parties. It is most effectively developed in Japanese silks and *crêpes*, *crêpe de Chine*, figured silks of all suitable kinds and foulard; and for fancy dress figured *crêtonne*, cotton *crêpe* and sateen will be appropriate and inexpensive. One material may be used throughout, but the mode favors a combination of colors or materials.

We have pattern No. 4237 in four sizes for ladies from twenty-eight to forty inches, bust measure. To make the garment in the combination shown for a lady of medium size, will need seven yards and an-eighth of figured goods thirty-six inches wide, with four yards and a-fourth of plain goods twenty inches wide, and three yards and a-fourth of plain goods twenty inches wide extra to line the sleeves and gores. Of one material, it will require fourteen yards and seven-eighths twenty-two inches wide, or eight yards and seven-eighths thirty-six inches wide, or eight yards and a-half forty-four inches wide. Price of pattern, 1s. 8d. or 40 cents.



4237
Front View.



4237
Back View.

LADIES' KIMONO OR JAPANESE DRESS. (COPYRIGHT.)

(For Description see this Page.)

LADIES' WRAPPER, WITH SLIGHT TRAIN (PERFORATED FOR ROUND LENGTH).

(For Illustrations see Page 492.)

No. 4228.—Figured Bengaline is pictured in this wrapper at figure No. 497 R, feather bands providing the decoration.

The wrapper is here shown made of bluet-blue cashmere and trimmed with a frayed ruching of the material. The fronts are made over short, dart-fitted lining-fronts, that are closed at the center with buttons and button-holes. The right front deeply overlaps the left, which is plain; and the fulness is restrained at the center by three rows of shirring made at the neck edge and five rows of shirring at the waist-line, the fulness below falling in folds, and the shirrings

being stayed underneath. A long under-arm dart inclines each front to the figure, and the closing is made at the left side with hooks and loops. The fronts join the back in well curved side seams, and the back is arranged over a short lining that is shaped by a center seam. The back is seamless at the center and is shirred to correspond with the front, the fulness below the waist-line spreading into a slight train. At the neck is a standing collar, which closes invisibly like the right front, at the left side, and is covered with a ruching that extends down the edge of the overlapping front. The full puff sleeves are made upon coat-shaped linings, over which they droop about cuff depth above the wrists, the exposed portions of the linings being faced with the material and edged with ruching. The wrapper may be cut without a train, as shown in the small engraving, according to perforations in the pattern.

Henrietta, foulé, challis, camel's-hair, flannel, Surah, etc., are available for wrappers of this kind, and lace, embroidery, fancy stitching and ribbon are appropriate trimmings. A pretty wrapper that may

also be worn as a tea-gown is made of pearl-gray serge and rose-colored faille, the latter being used for the collar and cuff facings. Small loops of narrow rose grosgrain ribbon are sewed along the overlapping front edge, and several rows of fancy stitching done with rose-colored embroidery silk are wrought at the bottom.

We have pattern No. 4228 in thirteen sizes for ladies from twenty-eight to forty-six inches, bust measure. To make the wrapper for a lady of medium size, requires nine yards and three-eighths of material twenty-two inches wide, or five yards forty-four inches wide. Price of pattern, 1s. 6d. or 35 cents.

LADIES' WRAPPER, HAVING A FITTED FRONT-LINING, AND A BELL BACK-SKIRT WITH SLIGHT TRAIN
(PERFORATED FOR ROUND LENGTH).

(For Illustrations see Page 493.)

No. 4200.—A handsome combination of India silk and Bengaline is shown in this dainty wrapper at figure No. 496 R in this magazine, ribbon and chiffon providing the decoration.

A dressy wrapper is here represented made of plain silk and figured dress goods. The back is fitted by side-back gores and a curving center seam, the edges of which are bias in the skirt, which is arranged in an underfolded double box-plait at the top. Extra width allowed at each side-back seam below the waist-line is underfolded in a forward-turning plait, and the fulness spreads into a slight train, which, however, may be cut to round length, as illustrated in the small view, according to perforations in the pattern. The fronts are joined to the back by shoulder and side seams and are inclined to the figure at the sides by long under-arm darts.

The front edges of the fronts are turned under deeply for hems and flare over a vest that is laid in five forward-turning tucks at each side of the center, the tucks being stitched to yoke depth, and the resulting fulness falling in natural folds below. The right edge of the vest is sewed permanently to position, and the left edge is invisibly closed to a considerable distance below the waist-line and sewed to position below. Underlying the vest and fronts are under-fronts of lining, which are closed to a convenient depth at the center with lacing-cord run through steel eyes; and below the closing the hems are lapped and tacked together. The under-fronts are fitted by double bust and single under-arm darts, the latter darts being taken up with those in the fronts. At the neck is a high standing collar. The coat sleeves are fashionably full at the top and fit closely below the elbow.

Pretty combinations may be effected in a wrapper of this kind. China, Surah and other soft silks may form the vests in wrappers

developed in cashmere, challis, serge, camel's-hair and other woollen fabrics; or the vest may be made of the wrapper material in a contrasting shade or color. Ribbon and fancy stitching will form desirable trimmings. A very dressy wrapper may be made of maroon-and-white striped wool goods and white nun's-veiling, the latter being used for the vest, which may be decorated at the bottom with fancy stitching done with maroon silk. A frill of lace may fall over the hand from the wrist edge. The wrapper is adapted to invalids' use.

We have pattern No. 4200 in



4228

View Showing Round Length



4228

Front View.



4228

Side-Back View.

LADIES' WRAPPER, WITH SLIGHT TRAIN (PERFORATED FOR ROUND LENGTH). (COPYRIGHT.)

(For Description see Page 491.)

thirteen sizes for ladies from twenty-eight to forty-six inches bust measure. For a lady of medium size, the wrapper needs five yards and an-eighth of dress goods forty inches wide and two yards and seven-eighths of silk twenty inches wide. Of one material, it requires eleven yards and a-half twenty-two inches wide, or six yards and a-fourth forty-four inches wide. Price of pattern, 1s. 6d. or 35 cents.

LADIES' DOUBLE-BREADED COAT.
(ALSO KNOWN AS THE NEWMARKET.)

(For Illustrations see Page 494.)

No. 4221.—Fancy coating is combined with black fur in this coat at figure No. 514 R, bindings of fur forming the decoration.

In the present instance the coat is shown handsomely developed in hunter's-green cloth. The adjustment is accomplished by single bust and under-arm darts, side-back gores, and a curving center seam that ends a little below the waist-line above coat-laps; and the side-back seams disappear below the waist-line above coat-plaits. The fronts are widened to lap in double-breasted fashion and are closed at the left side with button-holes and buttons, a corresponding row of buttons being placed on the overlapping front, with stylish effect. The fronts are reversed at the top by a rolling collar, which meets the revers in notches; and the loose edges of both collar and revers are finished with two rows of machine-stitching. The wrists of the shapely coat sleeves, which are stylishly elevated on the shoulders, have cavalier cuffs that are finished with two rows of machine-stitching. Pocket-laps arranged upon the hips conceal



4200

View Showing Round Length.

openings inserted pockets, and their free edges are finished with two rows of machine-stitching, the overlapping edge of the back, and also the edge of the overlapping front being also finished with two rows.

All sorts of fashionable coatings, among which are melton, kersey, jacquard, beaver, camel's-hair, etc., may be employed in developing the mode, and the decoration may be as simple or elaborate as desired. The furs which may be added for decoration are Persian lamb, monkey, sable, lynx, otter, beaver and black or gray Astrakhan; but, if a less expensive completion be


welt of Astrakhan. The coat sleeves are raised fashionably high at the shoulders and each wrist is trimmed with a round cuff-facing of Astrakhan.

A coat of this kind may be stylishly worn for travelling, shopping or general wear, and may be developed in diagonal, smooth or rough surfaced cloths, mixed, striped or checked cloth and other fashionable coatings. Fur of all kinds will prove desirable trimming, though a simple finish is admissible. A pretty coat may be made of dark-blue chevrot, the cuff and collar facings being fashioned from blue velvet, and gilt buttons being used ornamentally and for the closing.

We have pattern No. 4230 in thirteen sizes for ladies from twenty-eight to forty-six inches, bust measure. To make the coat for a lady of medium size, needs three yards and seven-eighths of cloth fifty-four inches wide, and one-half yard of Astrakhan fifty-four inches wide. Of one material, it requires six yards and an-eighth thirty-six inches wide, or four yards and seven-eighths forty-four inches wide, or four yards and an-eighth fifty-four inches wide. Price of pattern, 1s. 8d. or 40 cents.

desired, silk or mohair braid or stitching will tastefully supply the garniture.

We have pattern No. 4221 in thirteen sizes for ladies from twenty-eight to forty-six inches, bust measure. For a lady of medium size, the coat needs eight yards and seven-eighths of material twenty-two inches wide, or four yards and a-half forty-four inches wide. Of goods fifty-four inches wide, three yards and five-eighths will suffice. Price of pattern, 1s. 8d. or 40 cents.



4200

Side-Front View.



4200

Side-Back View.

LADIES' DOUBLE-BREASTED COAT. (IN THREE-QUARTER LENGTH.)

(For Illustrations see Page 496.)

No. 4214.— This stylish coat may be seen handsomely made up in dark-green melton and gray Astrakhan at figure No. 515 R in this DELINEATOR.

The coat, which is one of the most admired of the present modes, is here pictured made of coachman's-tan melton and fur. It reaches to the fashionable depth below the knees, and is gracefully adjusted by under-arm and side-back gores, and a curving center seam that terminates below the waist-line at the top of stylish coat-laps. The fronts are in loose sack shape; they are widened to lap in double-breasted fashion and are reversed

LADIES' DOUBLE-BREASTED LONG COAT.

(For Illustrations see Page 493.)

No. 4230.—

Other views of this coat may be had by referring to figures Nos. 500 R and 501 R in this DELINEATOR.

In the present instance rough-surfaced cloth and Astrakhan are combined in the making, and Astrakhan and buttons supply the trimming. The fronts are lapped in double-breasted fashion and closed with buttons and button-holes, a second row of buttons being ornamentally placed on the overlapping side. A long under-arm dart inclines the coat gracefully to the figure at each side, and side-back gores and a curving center seam complete the adjustment. Extra width allowed below the waist-line of the middle three seams is underfolded in a box-plait below the center seam and in a forward-turning plait below each side-back seam, the latter plait being ornamented at the top by three buttons. At the neck is a rolling collar which reverses the fronts slightly at the top, and a facing of Astrakhan is applied to the collar and reversed portions of the fronts, with pretty effect. A binding of Astrakhan trims the front edge of the overlapping front. A pocket opening is cut in each front at the hip and finished with a

LADIES' WRAPPER, HAVING A FITTED FRONT-LINING, AND A BELL BACK SKIRT WITH SLIGHT TRAIN (PERFORATED FOR ROUND LENGTH). (COPYRIGHT.)

(For Description see Page 492.)

by the rolling collar to form broad lapels, below which the closing is made to some distance below the waist-line at the left side with button-holes and large buttons, a corresponding row of buttons being added to the overlapping front. The shapely coat sleeves are sufficiently full at the top to rise with the fashionable curve over the shoulders, and each wrist is finished with two rows of machine-stitching, the outside seam being made in lapped style. All the seams of the coat are lapped and stitched, the collar and lapels are covered with handsome fur, and to carry out the true tailor mode of completion the remaining edges of the coat are finished with two rows of machine-stitching. The opening to an ample side-pocket arranged in the lower part of each front is concealed beneath a pocket-lap; a little higher up at the right side an opening to a change pocket is covered with a pocket-lap, and a breast pocket arranged on the left front is also provided with a lap. The free edges of all the pocket-laps are finished

with two rows of stitching to correspond with the edges of the coat, and their upper edges are outlined with a single row of stitching. When the coat is made of material that can be satisfactorily finished with raw edges, the edges of the coat are cut off a-fourth of an inch after the stitching is done.

The mode will develop with jaunty effect in dove-gray, tan or mode melton, and with equally attractive results in cloth, diagonal serge, kersey, beaver, jacquard and various other coatings of seasonable weight. Beaver, otter, Persian lamb or Astrakhan fur, or braiding done with round metallic braid will provide appropriate garniture, or a severe tailor finish of machine-stitching may be adopted.

We have pattern No. 4214 in thirteen sizes for ladies from twenty-eight to forty-six inches, bust measure. To make the coat for a lady of medium size, needs five yards and seven-eighths of material twenty-two inches wide, or three yards forty-four inches wide, or two yards and three-eighths fifty-four inches wide. In each instance a piece of fur with the skin measuring nineteen by twenty inches will be required to cover the collar and lapels. Price of pattern, 1s. 6d. or 35 cents.

LADIES' COAT. (IN THREE-QUARTER LENGTH.)

(For Illustrations see Page 496.)

No. 4240.—Invisible-green cloth and gray Astrakhan are combined in this stylish coat at figure No. 498 R in this DELINEATOR, with Astrakhan fur and frogs for trimming.

The coat is here shown developed in coachman's-tan cloth and Alaska sable fur. The fronts are closely adjusted by single bust darts; they are widened by gores to lap in double-breasted fashion and are reversed above the bust in broad lapels, below which the closing is made at the left side with button-holes and buttons, a corresponding row of buttons being sewed to the overlapping front. The remainder of the stylish adjustment is accomplished by under-arm and side-back gores, and a curving center seam that terminates below the waist-line above fashionable coat-laps. The front and sides are lengthened to be of uniform depth with the back by coat-skirts, which extend below the knee and overlap the back in well pressed coat-plaits that are each marked at the top by a button. The coat sleeves rise full and high above the shoulders, and the wrists are finished with upturning cuffs that flare stylishly at the back of the arm. At the neck is a rolling collar which meets the lapels in notches and may be worn rolled flatly, or standing and slightly rolled, as illustrated. The collar and lapels are covered with handsome fur; a narrow band of similar fur trims the coat-lap, the overlapping front edge of the coat, and the seam and upper edges of the cuffs; and the pocket-laps arranged over the hips are bordered along their free edges with fur.

The mode is one of the most popular of the season's novelties and will develop with equally satisfactory results in heavy or medium weight cloth, beaver, melton, kersey, diagonal and rough-surfaced coatings of all kinds. Monkey, beaver, otter, Persian lamb or any other fashionable variety of fur may be employed for decoration, or a plain tailor finish of braid may be chosen.

We have pattern No. 4240 in thirteen sizes for ladies from twenty-eight to forty-six inches, bust measure. To make the coat for a lady of medium size, requires six yards and three-fourths of material twenty-two inches wide, or four yards and three-eighths thirty-six inches wide, or three yards and a-half forty-four inches wide, or two yards and seven-eighths fifty-four inches wide. Price of pattern, 1s. 6d. or 35 cents.

LADIES' COAT. (IN THREE-QUARTER LENGTH.)


(For Illustrations see Page 497.)

No. 4218.—This coat forms part of the stylish toilette pictured at

figure No. 499 R in this magazine, where it is shown made of plush and trimmed with otter.

The coat, which is of stylish three-quarter length, is here represented made up in plush. The superb adjustment is accomplished by single bust and under-arm darts, side-back gores, and a curving center seam that terminates below the waist-line above fashionable coat-laps; and the closing is made invisibly at the center of the front, the left front being provided with an underlap. The coat sleeves, full at the top and are gathered to stand prominently high, while below the elbow they are comfortably close-fitting. They are finished with deep flaring cuffs, which may be omitted if plain sleeves be preferred. At the neck is a stylishly high standing collar, and also a very high Medici collar, the tapering ends of which are sewed to the fronts below the standing collar. The Medici collar may be worn in standing style or rolled flatly all round, as illustrated.

The mode is adaptable to all styles of coatings in plain, check,



4221

Front View.



4221

Back View.

LADIES' DOUBLE-BREASTED COAT. (ALSO KNOWN AS THE NEWMARKET.) (COPYRIGHT.)

(For Description see Page 492.)

striped or fancy varieties. Diagonal, beaver, Bedford cord, camel's-hair, Astrakhan and curduroy will also make up well in this way.

We have pattern No. 4218 in thirteen sizes for ladies from twenty-eight to forty-six inches, bust measure. For a lady of medium size, it requires five yards and three-fourths of material twenty-two inches wide, or three yards and three-fourths thirty-six inches wide, or two yards and seven-eighths forty-four inches wide, or two yards and five-eighths fifty inches wide, or two yards and a-half fifty-four inches wide. Price of pattern, 1s. 6d. or 35 cents.

LADIES' WRAP.

(For Illustrations see Page 497.)

No. 4239.—At figure No. 519 R this wrap is shown made of silk and trimmed with *coq* and curled silk feather-trimming.

Matelassé cloth was here selected for the wrap, and a stylish vari-

ely of fur contributes the decoration. The fronts extend in long, narrow tabs below the knee, and the back is fashionably shou. and nicely conformed to the figure by a curving center seam. The sides join the back and fronts in seams that curve in dolman style over the shoulders and are gathered at the top to produce the fashionable high-shouldered effect. The fronts are closed invisibly at the center, the left front being provided with an underlap; and a belt-ribbon tacked beneath the back at the waist-line draws the garment closely to the figure. At the neck is a stylishly high Henri II collar, the edges of which are bordered with a narrow band of fur. A wider band of similar fur decorates the front edge of each front and ornaments the lower edge of the back, being continued along the lower edges of the sides.


Wraps of this style are especially becoming to matrons and elderly ladies. They may be made up in any variety of seasonable cloaking, such as velvet, plush, damassé, Ottoman or corded silk, Bengaline, *drap d'été*, cloth, diagonal or corkscrew. For garniture in-

beaver fur. The back, which is quite short, is shaped by a well curved center seam and joins the loose fronts in shoulder seams. The fronts extend in long, narrow tabs below the knee and are adjusted smoothly under the arms by a dart at each side and are extended to the back, where they pass into the side-back seams. The dolman sleeves are gathered at the top to produce the fashionable curve above the shoulders and fall deep and square at the hand; they join the large dolman arms'-eyes, and each consists of two parts, which join in a hollowing seam at the front of the arm. The fronts are closed invisibly to a desirable depth, the left side being provided with an underlap; and a ribbon belt-tie tacked to the side-back seams underneath draws the wrap becomingly to the figure at the back. The modified Medici collar is trimmed along the edge with a narrow band of beaver, and similar fur decorates the loose edges of the wrap.

The mode will develop attractively in chevron, diagonal, corkscrew, matelassé, faced cloth and various other wool cloakings.

Brocade or velvet will develop as attractively in this way as plush and will make a dressy wrap for a matron or elderly lady, with any fashionable variety of fur for trimming.

We have pattern No. 4209 in ten sizes for ladies from twenty-eight to forty-six inches, bust measure. To make the wrap for a lady of medium size, requires three yards and seven-eighths of material twenty-two inches wide, or two yards and a-fourth forty-four inches wide, or a yard and five-eighths fifty-four inches wide. Price of pattern, 1s. 3d. or 30 cents.



4230

Front View.



4230

Back View.

LADIES' DOUBLE-BREADED LONG COAT. (COPYRIGHT.)

(For Description see Page 483.)

LADIES' CAPE. (IN THREE-QUARTER LENGTH.)

(For Illustrations see Page 495.)

No. 4213.—Gray cloth is pictured in this cape, with *cabochons* for decoration, at figure No. 516 R in this DELINEATOR.

Faced cloth and Astrakhan cloth are here stylishly united in the cape, which extends to the fashionable three-quarter length. It is cut all in one piece and is shaped by shoulder seams and cross-seams over the shoulders. The cross-seams terminate in dart style at the front and back, and their lower edges are gathered, the fulness rising with an unusually high curve above the shoulders, and the high effect being maintained by rolls or pads filled with hair and tacked underneath. The closing is made invisibly at the center of the front. At the neck is a becomingly high Medici collar, between the tapering ends of which the fronts may be turned under or cut away. The front edges of the cape are bordered with a band of Astrakhan, back of which at each side a handsome Greek-key design is wrought with braid and jet nail-heads in two sizes. The design is carried over the shoulders and forms a unique ornament at the back just below the collar.

Wraps of this style are just now very popular, being especially desirable to accompany a full-dress or semi-ceremonious toilette. Cloth, serge, camel's-hair and other woollens of suitable texture for Winter wear

will make up exquisitely by the mode; and feather trimming, sable, lynx, beaver, otter or any other fashionable fur, Escorial braiding, etc., may be applied in as simple or elaborate a manner as desired.

We have pattern No. 4213 in ten sizes for ladies from twenty-eight to forty-six inches, bust measure. To make the cape for a lady of medium size, needs two yards of cloth and three-eighths of a yard of Astrakhan each fifty-four inches wide. Of one material, it requires four yards and a-fourth twenty-two inches wide, or three yards and a-fourth thirty-six inches wide, or two yards and three-eighths forty-four inches wide, or two yards fifty-four inches wide. Price of pattern, 1s. 6d. or 35 cents.

dividual fancy may choose between fur, lace, braid, jewelled, jet or silk passementerie, gimp, galloon and feather trimming.

We have pattern No. 4239 in ten sizes for ladies from twenty-eight to forty-six inches, bust measure. For a lady of medium size, it requires four yards of material twenty-two inches wide, or two yards and a-half thirty-six inches wide, or two yards and three-eighths forty-four inches wide, or a yard and three-fourths fifty-four inches wide, each with four yards and an-eighth of silk twenty inches wide to line. Price of pattern, 1s. 6d. or 35 cents.

LADIES' WRAP.

(For Illustrations see Page 498.)

No. 4209.—At figure No. 502 R in this DELINEATOR this wrap may be observed made of plush and Astrakhan and trimmed with Astrakhan, passementerie and fringe.

The wrap is here pictured developed in plush and trimmed with

LADIES' BASQUE, WITH FICHU NECK-DRAPERY.

(For Illustrations see Page 499.)


No. 4212.—This basque is shown made up with and without the

neck-drapery at figures Nos. 522 R and 510 R in this DELINEATOR. In this instance the basque is shown made

of dress goods and a contrasting shade of Surah. The fronts are "pulled" and are deeply pointed at the center of the lower edge. Each front is made over a lining fitted by double bust darts, and is arranged at the lower edge in three forward-turning, overlapping plaits, which are tacked at intervals along their outer folds and to the lining from the lower edge to about the waist-line, above which they flare stylishly. The sides are smoothly fitted by under-arm gores. The back corresponds with the fronts and is arranged on a lining that is adjusted by side-back gores and a curving center seam. At each side of the center are laid three backward-turning plaits, which meet from the point described at the lower edge to a little below the waist-line and flare above, the plaits being tacked like those in front. A fichu neck-drap-

basque gives apparent width to the shoulders and slenderness the waist. The kerchief is a unique feature of the mode and will be especially becoming to slender figures. Camel's-hair, crépon, serge, cashmere and other soft woollen fabrics are adaptable to the mode, and a plain finish may be adopted, especially if the kerchief is worn. Braid, gimp, passementerie, etc., will furnish suitable garniture when the kerchief is omitted. The kerchief will usually contrast, both in color and fabric, with the basque, China or India silk, crêpe or chiffon being preferred materials; and the frill may be of lace or of the goods.

We have pattern No. 4212 in thirteen sizes for ladies from twenty-eight to forty-six inches, bust measure. To make the basque for a lady of medium size, requires a yard and seven-eighths of dress goods forty inches wide, with a yard and a-half of Surah twenty inches wide. Of one material, it needs four yards and



4214
Front View.


LADIES' DOUBLE-BREADED COAT. (IN THREE-QUARTER LENGTH.) (COPYRIGHT.)
(For Description see Page 493.)




4214
Back View.

LADIES' DOUBLE-BREADED COAT. (IN THREE-QUARTER LENGTH.) (COPYRIGHT.)
(For Description see Page 493.)

ery or kerchief is adjusted about the neck and shoulders, with picturesque effect. It is hemmed at the inner edge and finished at its outer edge with a deep frill of the material and is laid in folds over the shoulders; the pointed ends are plaited and caught together at the waist-line, and the fronts of the basque are turned or cut away at the neck, which is prettily exposed between the edges of the kerchief. The leg-o'-mutton sleeves have each two seams and are characteristically full above the elbow and snug fitting below. The kerchief may be omitted and a high standing collar added, the




4240
Front View.



View Showing
Collar Deeply
Rolled.

LADIES' COAT. (IN THREE-QUARTER LENGTH.) (COPYRIGHT.)
(For Description see Page 494.)



4240
Back View.

a-fourth twenty-two inches wide or two yards and a-half forty-four inches wide. Price of pattern 1s. 3d. or 30 cents.

LADIES' POINT-ED BASQUE, WITH TWO UNDER-ARM GORES. (DESIRABLE FOR STOUT LADIES.)

(For Illustrations see Page 499.)

No. 4229.—At figure No. 509 R in this DELINEATOR this basque forms part of a handsome toilette made of Bengaline and velvet and trimmed with iridescent passementerie and beading.


The basque may be made up for evening or day wear, as illustrated, and is

here shown made of velvet and adorned with passementerie and lace ruching. The close adjustment is effected by double bust darts,

two under-arm gores at each side, side-back gores and a curving center seam, and the closing is invisibly made at the front. The lower outline defines a point at the center of the front and back and a high curve over the hips. The neck may be cut out in a short V at the back and in Pompadour outline in front, and the long sleeves, which are made over smooth linings and rise fashionably high over the shoulders, may be cut off to the elbows, perforations in the pattern indicating the shape of the low neck and the length of the short sleeves. The low neck is followed with a standing frill of lace and with a row of passementerie, which is carried to the lower edge of the fronts, a pointed vest ef-

fect being produced by the arrangement of the passementerie. The short sleeves are each edged with a frill of lace surmounted by passementerie. If a high-necked basque be preferred, a standing collar will provide the neck finish, and the sleeves will be of full length. As the title suggests, a basque fashioned after this design will be especially suitable for stout figures. It may match or contrast with the skirt and will usually be trimmed to correspond. Henrietta, faced cloth, cheviot, serge, tweed, etc., are fashionable materials, and gimp, braid, outline trimming, jet passementerie, etc., will be suitable garnitures. If designed for street wear, a plain finish may be followed. An evening bodice of this kind may be made of Pequin-striped silk, brocaded velvet or other handsome goods, and trimmed with feathers, jets or jewelled bands or lace of any suitable variety. We have pattern No. 4229 in thirteen sizes for ladies from

thirty to forty-eight inches, bust measure. To make the basque for a lady of medium size, needs three yards of material twenty-two inches wide, or a yard and a-half forty-four inches wide, or a yard and three-eighths fifty inches wide. Price of pattern, 1s. 3d. or 30 cents.



4218
Front View.



4218
View Showing
Outside Collar
Turned Down.



4218
Back View.

LADIES' COAT (IN THREE-QUARTER LENGTH.) (COPYRIGHT.)
(For Description see Page 494.)

LADIES' BASQUE.

(For Illustrations see Page 493.)


No. 4246.— Other illustrations of this basque may be observed by referring to figures Nos. 507 R and 508 R in this DELINEATOR.

In the present instance woollen dress goods and velvet are united in the basque, and velvet and braid passementerie furnish tasteful decoration. The front of the basque,



4239
Front View.

LADIES' WRAP. (COPYRIGHT.)
(For Description see Page 494.)



4239
Back View.


LADIES' WRAP. (COPYRIGHT.)
(For Description see Page 494.)

ers, jets or jewelled bands or lace of any suitable variety. We have pattern No. 4229 in thirteen sizes for ladies from

which is widened to close with hooks and loops at the left shoulder and under-arm seams, is arranged upon smooth fronts of lining adjusted by double bust darts and closed invisibly at the center. The front shapes a decided point at the center of the lower edge; the fulness below the bust is collected at each side in three forward-turning, overlapping plaits that flare becomingly upward and are stayed by tackings made invisibly; and the top is cut away in a deep V to reveal a facing of velvet applied to the lining. The seamless back is shaped at the top and bottom to correspond with the front; it is arranged upon a back of lining adjusted by side-back gores and a curving center seam, and the fulness at the lower edge is collected at each side of the center in two backward-turning, overlapping plaits that flare gradually upward and are secured by tackings made at intervals to the lining. The lining exposed in V shape above the back is faced with velvet, and under-arm gores produce a smooth adjustment at the sides. The basque is lengthened by a doubled frill of velvet that has a seam at the center of the front and back and is deepened slightly over the hips, where it is arranged in five broad box-plaits at each side. The sleeves, which are of the very full puff variety, are gathered at the top and bottom and arranged upon smooth coat-shaped linings, which are exposed to deep cuff depth at the wrists and finished with cuff facings of velvet trimmed at the top with braid passementerie; and rising with quaint effect above

the cuff facings are doubled frills of velvet arranged in broad box-plaits all round. Included in each arm's-eye is a boléro frill of vel-

at its lower edge in two plaits at each side of the center; the plait turns toward the center and flare toward the top, which is gathered to rise fashionably high above the shoulder. Two rows of gimp are applied at the wrist, and a single row is adjusted at each side of the V opening.




4209

Front View.

LADIES' WRAP. (COPYRIGHT.)

(For Description see Page 495.)



4209

Back View.

LADIES' DRESS SLEEVE.

(For Illustration see Page 500.)

vet, which is arranged in side-plaits that turn from the shoulder at each side and is narrowed under the arm, where its ends are joined in a short seam that is tacked to the under-arm seam. At the

sleeve, which is of the full puff variety. It has but one seam—inside seam, and is gathered at the top and bottom and arranged upon a smooth coat-shaped lining, its lower edge being sewed to the lining. The exposed portion of the lining is finished with a cuff facing of velvet, over which the fulness droops with regulation puff effect and the top of the sleeve rises stylishly high above the shoulder.

The mode is a favorite for jackets, coats, costumes, house-gown, and wrappers. It will develop well in cloth, serge, camel's-hair and other fashionable woollen dress fabrics, and with equally attractive results in washable materials. The cuff facing may be trimmed

neck is a moderately high Medici collar, which may be ornamented along its loose edges with braid passementerie; and passementerie ornaments the pointed upper edges of the front and back. If desired, the collar may be omitted and the lining portions cut away at the front and back in a shallow V, disclosing the velvet facings, this becoming effect being provided for by perforations in the pattern.


Very artistic effects may be achieved in this basque by tastefully combining materials of widely different textures and colors. Plain and figured or plaid and plain wool goods will make up beautifully in this way, and velvet will combine attractively with all sorts of fabrics of either siken or woollen texture. The fanciful effect of the mode obviates the necessity of elaborate garniture.

We have pattern No. 4246 in thirteen sizes for ladies from twenty-eight to forty-six inches, bust measure. In the combination shown for a lady of medium size, the basque needs a yard and seven-eighths of dress goods forty inches wide, and two yards and an-eighth of velvet twenty inches wide. Of one material, it requires four yards and a-half twenty-two inches wide, or four yards and an-eighth twenty-seven inches wide, or two yards and five-eighths forty-four inches wide. Price of pattern, 1s. 3d. or 30 cents.

LADIES' DRESS SLEEVE.

(For Illustrations see Page 500.)

No. 4224.—Dress goods were used in the development of this fanciful sleeve, and gimp supplies the trimming. The sleeve is made over a coat-shaped lining and has a narrow under-section and a wide upper-section. The upper section is cut in a deep V above the elbow, and between its edges is disclosed a full ornamental-section that is laid

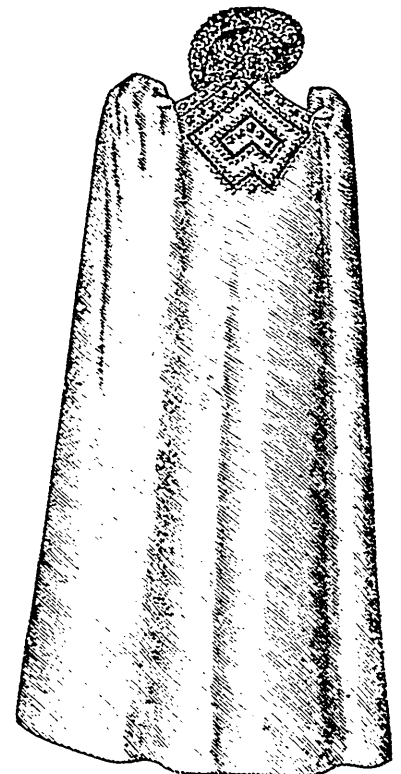


4213

Front View.

LADIES' CAPE. (IN THREE-QUARTER LENGTH.) (COPYRIGHT.)

(For Description see Page 495.)

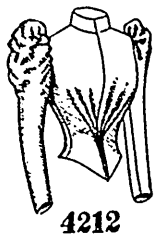


4213

Back View.

with machine or feather stitching, gimp, jewelled, braid or cord passementerie or beading, or a plain completion may be adopted.

We have pattern No. 4231 in seven sizes for ladies from nine to fifteen inches, arm measure, measuring the arm about an inch below the bottom of the arm's-eye. To make a pair of sleeves for a lady whose arm measures eleven inches as described, will require a yard and seven-eighths of goods



LADIES' SHIRRED WAIST, WITH FITTED LINING.

(For Illustrations see Page 500.)

No. 4234.—Other views of this waist may be obtained by referring to figures Nos. 504 R and 505 R in this DELINEATOR. In the present instance the waist is shown made of cashmere and trimmed with an effective arrangement of tinsel braid. It is disposed upon a smooth lining adjusted by double bust darts, under-arm and side-back gores and a curving center seam. The front and back are in one, being seamless on the shoulders; and they are shirred to round-yoke depth, the fulness below being drawn toward the center of the front and back and collected at the lower edge in four rows of shirring on both sides of the closing and at the center of the back. The fulness along the upper part of the arms'-eyes is regulated by gathers, and all the shirrings are tacked to the lining. Under-arm gores produce a becomingly smooth adjustment at the sides. The fronts are closed invisibly at the center, and the lining fronts are closed with buttons and button-holes. The sleeves are very full and are mounted upon smooth linings; they are gathered at the top and bottom, and the linings, which are exposed to deep cuff depth, are finished with cuff facings of the material ornamented at each wrist with seven encircling rows of tinsel braid. Five rows of similar braid decorate the collar, which is in standing



4212
Front View.

4212
Back View.

LADIES' BASQUE, WITH FICHU NECK-DRAPERY. (COPYRIGHT.)
(For Description see Page 435.)

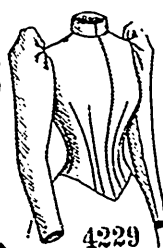
twenty-two inches wide, or a yard and three-eighths thirty-six inches wide, or a yard and a-fourth forty-four inches wide, or three-fourths of a yard fifty-four inches wide, each with three-eighths of a yard of velvet twenty inches wide for facings. Price of pattern, 5d. or 10 cents.

LADIES' BASQUE. (GORED TO THE SHOULDERS, AND WITH PLAITS LAID ON.)
(For Illustrations see Page 500.)

No. 4216.—This basque is shown made of fancy chevrot at figure No. 521 R in this magazine, machine-stitching providing the finish.

The basque is here pictured made of tan cloth. The comfortable adjustment is performed by side-front seams and side-back gores that extend to the shoulders, and by under-arm gores and a curving center seam. The closing is made invisibly at the front beneath a box-plait applied on the right front and overlapping the left front. Similar plaits cover the side-front, side-back and center seams, the tops of the plaits at the side-front and side-back seams pass into the shoulder seams, and all the plaits are stitched to position along their side edges, the plait at the center of the front being stitched along its long free edge to correspond. The basque extends to a graceful length, and its lower outline shows a pretty curve at the center of the front and back. The waist is encircled by a belt, one end of which is pointed. The belt is finished at its edges with machine-stitching and is drawn through a fancy slide, the ends being closed at the center of the front. The coat sleeves are unusually full at the top, where gathers produce the fashionable curve over the shoulders. The wrists are finished with machine-stitching, as are also the edges of the rolling collar. The lower part of the basque may be worn beneath or outside the skirt, as desired.

Flannel, tricot, chuddah cloth, camel's-hair and serge will make up appropriately in this way, and the mode is especially well adapted to checked tweeds, chevrots and homespuns. Velvet will unite nicely with any of the above-mentioned fabrics and may be used for the collar. If more elaborate garniture be desired, feather-stitching may be applied to the edges of the plaits, collar and wrists. We have pattern No. 4216 in thirteen sizes for ladies from



4229

View Showing High Neck and Elbow Sleeves.

4229

Back View.

LADIES' POINTED BASQUE, WITH TWO UNDER-ARM GORES. (DESIRABLE FOR STOUT LADIES.) (COPYRIGHT.)
(For Description see Page 496.)



4246

Front View.

4246
View Showing High Neck.

4246

Back View.

LADIES' BASQUE. (COPYRIGHT.)
(For Description see Page 497.)

style and quite high. If desired, the linings may be cut away from beneath the sleeves and from the waist, except under the shirrings.

All seasonable dress fabrics of either silken, woollen or cotton texture will develop satisfactorily by the mode. Velvet will unite nicely with any stylish silk or wool goods and may be employed for the collar and cuff facings. Silk or jewelled passementerie or gimp, fancy braid, stitching, etc., may be applied in any preferred way for garniture, or a simple finish may be adopted.

We have pattern No. 4234 in thirteen sizes for ladies from twenty-eight to forty-six inches, bust measure. To make the garment for a lady of medium size, needs three yards of material twenty-two inches wide, or two yards and a-fourth thirty-six inches wide, or two yards forty-four inches wide. Price of pattern, 1s. or 25 cents.

TAM O' SHANTER CAP, FOR LADIES, MISSES AND CHILDREN.

(For Illustrations see Page 501.)

No. 4245.—At figure No. 539 R in this magazine this cap may be seen made of cloth and trimmed with ostrich feathers.

The cap is here pictured made up in silk and decorated with feathers. The full crown is gathered at the top and joined to a small circular center-section, and the lower edge of the crown is also gathered and sewed to a band, which, like the center, is stiffened with canvas or crinoline. The band is covered with a puff of the material turned under at the top and bottom and drawn by three rows of shirring. The cap lining has a crown section of lining silk, that is gathered to a circular center and sewed plainly over the seam joining the crown and band of the cap. The front of the cap is decorated with a bunch of drooping ostrich-tips.

Caps of this kind are very jaunty in appearance and are generally becoming to ladies, misses and children. Cloth, serge, flannel, camel's-hair and other seasonable woollens may be used in developing the mode, and a ribbon bow, a pompon, aigrette or stiff quill may be added for decoration.

We have pattern No. 4245 in seven sizes from six to seven and a-half, hat sizes, or from nineteen inches and a-fourth to twenty-three inches and three-fourths, head measures. To make the cap for a person wearing a $\frac{6\frac{1}{2}}$ hat, will require a yard and three-eighths of material twenty-two inches wide, with three-eighths of a yard of lining silk twenty inches wide. Price of pattern, 5d. or 10 cents.

LADIES' TEA-JACKET.

(For Illustrations see Page 501.)

No. 4238.—A handsome combination of brocaded silk and velvet is shown in the pretty tea-jacket at figure No. 523 R in this *Delineator*, with a *chiffon* jabot and steel gimp for garniture.

Figured mauve *Sura* was here selected for the dressy jacket, and lace and ribbon trim it daintily. The jacket is fashionable long and has loose fronts that meet above the bust and flare slightly below to reveal a short, pointed vest, which is fitted by single bust darts enclosed with buttons and button-holes at the center. Under-arm and side-back gores and a curving center seam complete the graceful adjustment, and the side, side-back and center seams are discontinued a little below the waist-line to form stylish tabs or battements. The back is

enough shorter than the front to produce a graceful effect. The full puff sleeves are gathered at the top and bottom and are arranged upon smooth, coat-shaped linings, which are exposed to deep cuff depth and

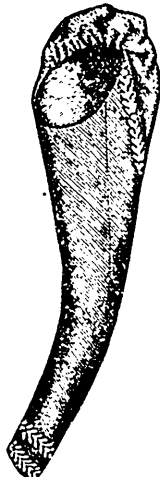
finished with cuff facings of the material edged with lace. If desired, the sleeve lining may be cut off just below the sleeve as shown in the large front view, in which case the sleeve may be finished with a drooping frill of lace. At the neck is a moderately high *Medici* collar, to accommodate the tapering ends of which the fronts are cut away at the top and the vest is prettily cut away to correspond. The collar is rolled in characteristic fashion, and its edge is decorated with a frill of narrow lace. The loose fronts are trimmed with a frill of lace, which falls in pretty jabot-folds to the lower edge; the lace is continued along the lower edge of the jacket and around the tabs, and the fronts are caught together above the bust by a dainty bow of mauve ribbon, the loops and ends of which fall with pretty effect. If preferred, the collar and the loose fronts may be rolled to the waist-line to reveal the vest button-

ed to the throat and trimmed at the neck with a narrow frill of lace, which may be continued to the bust, as shown in the small engraving. The mode will develop charmingly in India or China silk, faille,



4224

Upper Side.



4224

Under Side.

LADIES' DRESS SLEEVE. (COPYRIGHT.)


(For Description see Page 498.)



4231


LADIES' DRESS SLEEVE. (COPYRIGHT.)

(For Description see Page 498.)



4216

Front View.

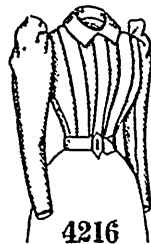


4216

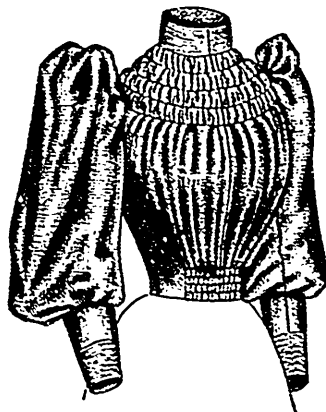
Back View.

LADIES' BASQUE, GORED TO THE SHOULDERS, AND WITH PLAITS LAID ON. (COPYRIGHT.)

(For Description see Page 499.)



4216



4234

Front View.



4234

Back View.

LADIES' SHIRRED WAIST, WITH FITTER Lining. (COPYRIGHT.)

(For Description see Page 499.)

Bengaline and all sorts of pretty, soft woollen fabrics. A combination of materials may be employed, if desired, brocade, figured silk or Surah being used for the vest. Frills of plain or embroidered chiffon, point d'esprit or Oriental lace, feather-stitching or knife-plaitings may be added in any preferred way for decoration.

We have pattern No. 4238 in thirteen sizes for ladies from twenty-eight to forty-six inches, bust measure. To make the garment for a lady of medium size, needs four yards and a-half of goods twenty-two inches wide, or three yards and seven-eighths twenty-seven inches wide, or two yards and three-eighths forty-four inches wide. Price of pattern, 1s. 3d. or 30 cents.

LADIES' DRESSING-SACK.

(For Illustrations see this Page.)

No. 4235.—This sack is shown made of figured flannel and decorated with feather-stitching and ribbon bows at figure No. 520 R in this magazine.

The sack is here pictured made of coral-pink French flannel. The loose fronts are closed at the center with buttons and button-holes; the back is conformed to the figure with becoming closeness by side-

back gores, and a curving center seam that terminates above stylish coat-laps; and a smooth adjustment at the sides is obtained by under-arm gores. The coat sleeves are made with desirable fulness at the top, and the wrists are finished with cuffs that roll prettily upward. At the neck is a rolling collar, the ends of which flare becomingly. The edges of the collar and cuffs and all the edges of the sack are button-hole stitched in scollops with coarse embroidery silk; the material is cut away around the scollops, and the collar and cuffs are further ornamented with a row of feather-stitching done with similar silk. Patch pockets, trimmed with feather-stitching and scalloped and button-holed to correspond with the edges of the sack, are applied to the fronts.

Dainty dressing-sacks are developed in eider-down flannel in white and the delicate shades of mauve, pink and blue. Striped, figured or plain French flannel, merino and various other pretty woollens are also used for these comfortable garments, and they may be made as elaborate as desired by the tasteful application of Fedora, oriental or point d'esprit lace, chiffon frills, fancy stitching or any other preferred garniture. If desired, the patch pockets may be put on to form pocket laps.

We have pattern No. 4235 in thirteen sizes for ladies from twenty-eight to forty-six inches, bust measure. To make the garment for a lady of medium size, requires four yards and a-half of material twenty-two inches wide, or three yards and a-half twenty-seven inches wide, or two yards and five-eighths thirty-six inches wide, or two yards and a-fourth forty-four inches wide. Price of pattern, 1s. or 25 cents.



4215

Front View.



4215

Back View.

TAM O' SHANTER CAP, FOR LADIES, MISSES AND CHILDREN. (COPYRIGHT.)
(For Description see Page 500.)



4238

View Showing Vest with High Neck and Fronts Rolled.



4238

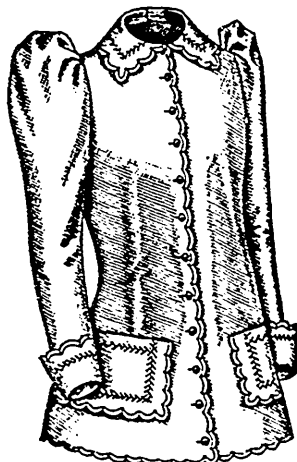
Front View.



4238

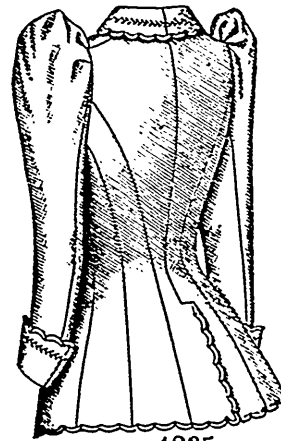
Back View.

LADIES' TEA-JACKET. (COPYRIGHT.)
(For Description see Page 500.)



4235

Front View.



4235

Back View.

LADIES' DRESSING-SACK. (COPYRIGHT.)
(For Description see this Page.)

LADIES' DRAPED BELL SKIRT, WITH A SLIGHT TRAIN (PERFORATED FOR ROUND LENGTH). (For Illustrations see Page 482.)

No. 4215.—This skirt forms part of the stylish toilette that is fully represented at figures Nos. 504 R and 505 R in this DELINEATOR.

In the present instance the skirt is pictured made of a seasonable variety of woollen dress goods. It is of the bell or *fin de siècle* order and has a four-gored foundation-skirt made with a short train. The skirt has a slight train and is all in one piece, with bias back edges that join in a center seam. A stylishly smooth adjustment at the front and sides is obtained by three darts at each side of the center. At the back fan-plaits flare softly to the edge of the train, while in front of the fan-plaits a prettily wrinkled effect results from five forward-turning plaits arranged in the top at each side to flare diagonally forward. A placket is finished above the center seam. The fulness is all drawn toward the back by tapes inserted in a casing in the back of the foundation skirt, and the top of the skirt is finished with a belt. If desired, the train in both the skirt and foundation skirt may be cut off, leaving the lower outline of uniform depth, the pattern providing for both lengths.

The mode is popular for developing camel's-hair, diagonal serge, hourette, faced cloth, vigogne, Henrietta cloth, cashmere, plain, plaid, checked or striped wool goods of smooth or rough texture, and numerous other fashionable woollens. Glacé and corded silks, faille, Bengaline and Surah will also make up elegantly in this way, and an effective foot-trimming may be arranged with lace festooned all round, plaitings or full bands of the material, or bunches of ribbon, braid, gimp or feather trimming.

We have pattern No. 4215 in nine sizes for ladies from twenty to thirty-six inches, waist measure. To make the skirt for a lady of medium size, requires seven yards and three-eighths of material twenty-two inches wide, or four yards and an-eighth forty-four inches wide, or three yards and seven-eighths fifty inches wide. Price of pattern, 1s. 6d. or 35 cents.

LADIES' DRAPED BELL SKIRT, WITH POINTED TRAIN (PERFORATED FOR ROUND LENGTH).
(For Illustrations see Page 503.)

No. 4247.—This skirt is shown made of other materials and differently trimmed at figures Nos. 507 R and 508 R in this DELINEATOR. Fawn-colored camel's-hair was here selected for the skirt, and a band of velvet and braid passementerie supply the garniture. The foundation skirt consists of five bell-gores and is made with a pointed train. The skirt is in circular bell style, with bias back edges which join in a seam at the center of the back; and deep fan-plaits are arranged at each side of the seam, the plaits flaring to the edge of a full, sweeping, pointed train of graceful length. The train may be cut off if a skirt of round length be preferred, directions for shaping the round length accompanying the pattern; and a placket is finished above the seam. In front of the fan-plaits four forward-turning plaits flare diagonally downward at each side into soft folds and wrinkles, and a prettily wrinkled effect is obtained at the front by two tiny, backward-turning plaits at the top at each side of the center. The skirt is decorated a short distance from the bottom with a band of velvet headed with braid passementerie in a pointed design. The foundation skirt is trimmed underneath with a silk ruffle, and the top of the skirt is finished with a belt.

The mode will develop charmingly in conjunction with a low-necked bodice for wear at a ball, reception or dinner, for which it will make up attractively in a combination of plain or embroidered chiffon with silk, faille or Bengaline. All sorts of wool goods of either striped, figured or plain varieties will make up effectively in this way; and when the skirt is shaped in round length, any pretty decoration, such as a plaiting or ruching of the material, may be added if a plain complexion be undesirable. The skirt will make up particularly well in handsome brocades, and any suitable decoration may be added.

We have pattern No. 4247 in nine sizes for ladies from twenty to thirty-six inches, waist measure. To make the skirt for a lady of medium size, needs seven yards and a-half twenty-two inches wide, or four yards and a-fourth forty-four inches wide, or three yards and five-eighths fifty inches wide. Price of pattern, 1s. 6d. or 35 cents.

LADIES' CORSET-COVER.
(For Illustrations see Page 504.)

No. 4227.—This dainty corset-cover is shown made of fine muslin and trimmed with embroidered edging. The fronts are fitted with double bust and single under-arm darts and closed with buttons and button-holes; they are joined to the backs in shoulder and side seams, and the back is made smooth-fitting by a curving center seam. The coat sleeves are edged at the wrists with em-

broidered edging. The garment may be high in the neck or be in a V both back and front or in low, round or square outline and the neck edges are decorated with embroidered edging. The sleeves may be omitted and the arms'-eyes trimmed to correspond with the neck. Perforations in the pattern indicate the different outlines of the neck.

Cambric, linen, lawn, nainsook and other white goods are appropriate for corset-covers, and lace and lace-edged or cambric ruffles are suitable trimmings. A very pretty corset-cover may be made of white English nainsook and cut square at the neck. Two rows of Medici lace insertion and a row of edging may trim the neck daintily, and a row of edging may decorate each arm's-eye. Fancy-stitched bands are liked for trimming cambric corset-covers.

We have pattern No. 4227 in thirteen sizes for ladies from twenty-eight to forty-six inches, bust measure. To make the corset-cover for a lady of medium size, requires two yards of material thirty-six inches wide. Price of pattern, 10d. or 20 cents.

LADIES' WALKING SKIRT, WITH A SLIGHT TRAIN (PERFORATED FOR ROUND LENGTH).
(For Illustrations see Page 504.)

No. 4219.—This skirt forms part of the stylish toilette pictured at figure No. 510 R in this magazine, where the material represented is gray cloth and the trimming jet and Escorial embroidery.


The skirt is here illustrated developed in a seasonable variety of woollen dress goods. It is fashioned in the usual four-gored style and is cut with a slight train. At the front it is revealed

with panel effect between wide draperies, the back ends of which are bias and join in a seam at the center of the back. The front edges of the draperies are deeply hemmed and are tacked to the skirt back of the side-front seams, and back of each hem five forward-turning plaits are arranged, the plaits being well pressed in their folds to the edge and stayed by tackings at intervals to the skirt. The fulness at the back of the drapery is massed at the center in three backward-turning plaits at each side; the plaits conceal a placket made above the center seam and flare in fan fashion to the edge of the

slight train. The fulness is drawn toward the back by tapes inserted in a casing across the back of the skirt, and the top is finished with a belt. If a skirt of round length be desired, perforations in the pattern indicate where to shorten the skirt and drapery.


Cheviot in either striped or checked varieties, tweed, camel's-hair, serge, Bedford cord, vigogne, novelty suiting and all seasonable goods of silken texture will develop nicely in this way. Cloths showing bourette or bouclé effects will also make up stylishly by machine-stitching, need be added.

We have pattern No. 4219 in nine sizes for ladies from twenty to thirty-six inches, waist measure. To make the walking skirt for a



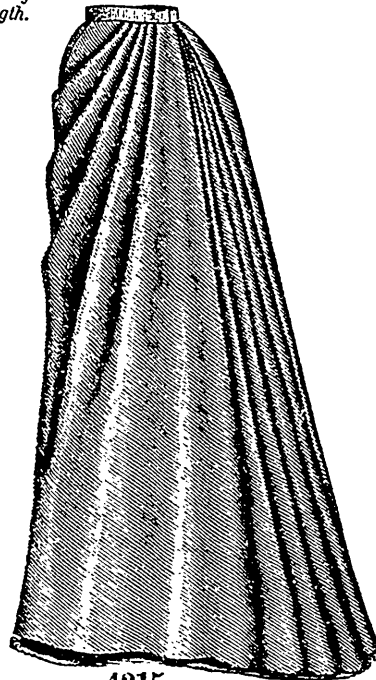
4215

View Showing Round Length.



4215

Side-Front View.



4215

Side-Back View.

LADIES' DRAPED BELL-SKIRT, WITH A SLIGHT TRAIN, PERFORATED FOR ROUND LENGTH. (COPYRIGHT.)
(For Description see Page 501.)

lady of medium size, needs nine yards and three-eighths of material twenty-two inches wide, or five yards and an-eighth forty-four inches wide, or four yards and a-half fifty inches wide. Price of pattern, 1s. 6d. or 35 cents.

LADIES' SLIGHTLY TRAINED CIRCULAR BELL SKIRT (PERFORATED FOR ROUND LENGTH, AND SEWED TO A BODICE HAVING SUSPENDERS.)
(For Illustrations see Page 505.)

No. 4241.—This stylish walking-skirt is shown worn with a blouse at figures Nos. 503 R and 506 R in this magazine.

Mixed suiting was here chosen for making the skirt, which is in circular bell style and has bias back edges that meet in a center seam beneath fan-plaits; the plaits flare in graceful fashion to the edge of the slight train, and a placket is made above the seam. The sheath-like adjustment at the front and sides of the skirt is accomplished by three darts at each side of the center, and the skirt is shaped at the top to accommodate a bodice adjusted by center and side front seams and under-arm and side-back gores, and closed invisibly at the center of the back. The left side being provided with an underlap, which is extended to form an underlap for the skirt. The lower edge of the bodice shapes a decided point at the center of the front and back, and the side-back gores are extended at the top to form suspenders, the ends of which are tacked beneath the top of the bodice back of the side-front seams. The upper edge of the bodice is finished with machine-stitching, which is continued along the edges of the suspenders; and the bottom of the skirt is deeply underfaced, the top of the underfacing being held in place with three rows of machine-stitching. If a skirt of round length be preferred, perforations in the pattern indicate where it may be shortened.

Skirts of this style are just now very fashionable, and they usually accompany a Surah, China silk or wash silk blouse or shirt-waist. Cloth, flannel, serge and other seasonable wools in solid colors are best adapted to the mode, and rows of braid or feather-stitching or a bias band of the material may be applied for a foot trimming.

We have pattern No. 4241 in nine sizes for ladies from twenty to thirty-six inches, waist measure. To make the skirt for a lady of medium size, requires six yards and a-half of material twenty-two inches wide, or three yards and a-half forty-four or fifty inches wide. Price of pattern, 1s. 6d. or 35 cents.

NOTES FOR DECEMBER.

Toilet-covers of darned net will make very dainty Christmas presents. This net closely imitates the Breton lace so eagerly sought by travellers in the quaint old province of Brittany. The

covers are finished with a narrow purled edging, which may be purchased at any fancy shop; but in genuine Breton lace a tiny scroll or wandering thread is run so close to the edge that further completion is unnecessary.

Lace-making is one of the latest enthusiasms of tasteful women, and the work is as fascinating as its results are artistically valuable. Our recent publication on the subject brings a clear and concise knowledge of the art within easy reach of everyone.

The process of making darned net is as follows: First trace the desired pattern very clearly with ink on strong paper; then baste the bobbinet lace upon the paper, and follow the inked lines with a needle threaded with huen floss. Lace made in this way will last a lifetime.

Initials, ciphers, crests, monograms and even entire coats of arms may easily be wrought in darned work; and frequently dates, quotations or personal sentiments will supply the designs for articles intended as holiday or birthday presents.

Great advancement has lately been made in the kindred arts of knitting and crocheting. The patterns now displayed are both original and artistic, and the methods of working have been greatly improved by ingenious experts. The inhabitants of the Shetland Islands are the finest knitters in the world, doing their best work with wool pulled from live Shetland sheep; next to them are the people of Fayal, who knit the fine fibres of the aloe.

Feathers are among the most fashionable trimmings now in vogue, and are offered in all sizes and in every variety. Entire sleeves of feathers for coats and wraps are an experiment, the success of which is as yet in doubt.

The plumes are so ingeniously fastened to the foundation fabric that their stems are completely hidden, the effect resembling that of some fluffy fur.

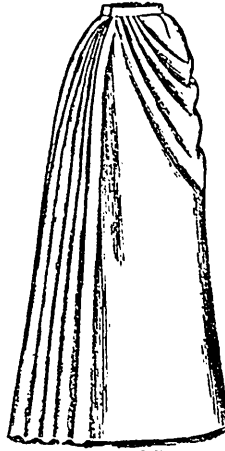
Aqua marinas are fashionable once more. For necklaces they are more beautiful than diamonds. The *aqua marina* closely resembles the sapphire, but is much more effective at night.

For young girls and for women who have not been long in society the most approved house-gown to wear in the evening at home, and also on unceremonious occasions at a friend's house, is made of sheer albatross, nun's-veiling or wool-

len batiste in light colors or white. The dress should be simply designed, that it may be readily laundered at home. There is about these dainty materials an air of refinement and good taste that induces many dressy women to prefer them to China silk, Surah and cashmere.


Homespun, chevrot and serge are stylishly chosen for ordinary street wear, while fine French cloth, Bedford cord, velvet, poplin and other rich textures are selected for visiting and luncheon gowns.

As stated last month, gowns of light silver-gray wool goods will be favored by ultra-stylish women when lightening their first mourning; and with them blondes will wear pink roses in corsage and bonnet, while brunettes will very likely choose the "red, red rose."




4247

View, Showing Round Length.



4247

Side-Front View.



4247

Side-Back View.

LADIES' DRAPED BELL-SKIRT, WITH POINTED TRAIN (PERFORATED FOR ROUND LENGTH). (COPYRIGHT.)
(For Description see Page 502.)

Stylish gowns for young women who have lately been in deep mourning and are now beginning to receive visitors and to go out unceremoniously are made of plain or damassé China silk. They are trimmed at the foot with deep plaitings of strong and moderately coarse Brussels net, cut straight, and similar plaitings edge the paniers, follow the arms'-eyes and finish the elbow sleeves and any other edges that invite such a completion. Lace footings are sometimes preferred to cut folds of net for these plaitings, because they are less trouble to make up; but they are not so durable.

Bouquets are of moderate size and are usually made of one variety of flowers in a single shade; and trailing sprays of foliage or finely blossoming vines half a yard or more in length are frequently grouped among the buds and flowers. As often as not, however, the tasteful woman will prefer a single blossom at her breast.

A distinguished-looking gown, suitable for a matron to wear at a formal dinner or a ceremonious "At Home," is made of black velvet, with a demi-train. The skirt is quite plain, save for moderately full paniers on the hips; and the Louis XV. coat, which may be slashed or not, is lined with white satin or some other rich white silken fabric. The vest is of the lining material and is closed in double-breasted fashion with crochet or crystal buttons; it has turn-back lapels, and a standing collar that rises inside the white-lined, high, flaring collar of the coat.

White or black Suède or very fine black glacé gloves may accompany this elegant toilette, a black or white pompon may be secured in the coiffure, and the fan may be either black or white. If desired, the collar may be omitted and the neck softly completed with laces disposed underneath.

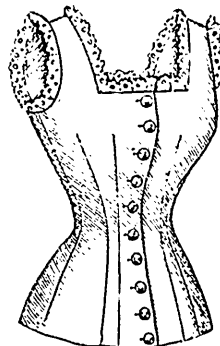
Bluette or cornflower blue is favored for accessories much oftener than for entire costumes. When wool goods in this shade are chosen for a street costume, the vest, collar, facings and other adjuncts will be cut from tan, beige or buckskin-colored velvet, silk or wool goods.

A tailor-made gown of fawn-colored smooth cloth may have cuffs, collar, pocket-laps and sleeves of seal-brown velvet or plush. Similar combinations will be effected in the development of all light-hued woollens.

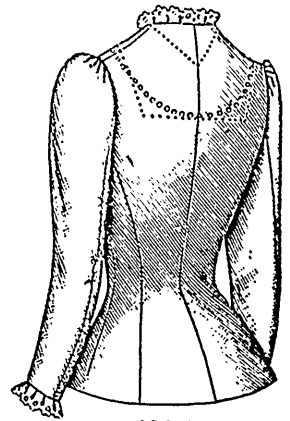
A new cloth top-garment in one of the popular shades of fawn

conceals the entire toilette worn beneath. The last-named garment shows finely curved lines at the back that cannot fail to improve the least graceful of figures.

Silver-gray coats and wraps edged with Thibet goat are among the most attractive productions of the season, especially when lined with apricot, primrose, salmon, shrimp-pink, turquoise, cornflowers



4227
Front View.



4227
Back View.

LADIES' CORSET-COVER.

(For Description see Page 502.)


or sapphire blue, primrose-yellow, silver-gray or cardinal silk or satin.

Felt mourning hats for young women are stylishly decorated with striped, plaided or bordered silk kerchiefs tied deftly about the crowns; and great variation may be produced with the same hat by using several different kerchiefs.

Taffeta skirt foundations are both light and pleasant to wear, but these advantages are more than counterbalanced by the rapidity with which they wear across the knees. For this reason many women forego the dainty rustle of the silken fabric and make their skirt foundations of fine, strong alpaca, gloria or good sateen.

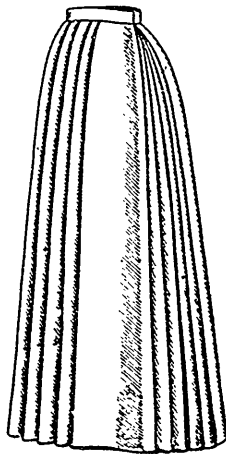
Corduroy crépon is one of the most pleasing of the new materials for tea-gowns. A gown of this material lately seen shows stripes in two yellowish tones, a tawny shade predominating. It has a high, flaring, square-cornered collar, revers and wide, turn-back cuffs of brown velvet; from each cuff fall two yellow *crépe de Chine* plaitings of different widths, and a full vest of similar *crépe* falls from the throat to the lower edge and is confined at the waist-line by a short velvet girdle fastened with a gold filagree clasp.

An exquisite "coming-out" gown for a young girl is made of ivory-white crape. It has a demi-train, and the hem is covered with a broad ribbon brocaded with cornflowers. The front of the double-pointed bodice is open at artificial cornflowers. At the lower edge of the bodice is a double plaiting of cornflower crape six inches deep, over which falls a plaiting of white crape that reaches to an equal depth. The effect of such apparel upon the fair *débutante* is charming in the extreme, especially if she carry her father's gift of blush-pink roses.




4219

Side-Front View.



4219

View Showing Round Length.



4219

Side-Back View.

LADIES' WALKING SKIRT, WITH A SLIGHT TRAIN (PERFORATED FOR ROUND LENGTH). (COPYRIGHT.)

(For Description see Page 502.)

has a Russian collar and deep, wide cuffs of gray Siberian squirrel, and a lining of similar fur may be added. This union of colors is novel and effective.

The pelt of the white Thibet goat is used to border all sorts of evening top-garments, which range from Henry II. to the Spanish cape, and from the half-long box-coat to the semi-fitting wrap that

the neck in modest pointed outline, and the edge is bordered with artificial cornflowers. At the lower edge of the bodice is a double plaiting of cornflower crape six inches deep, over which falls a plaiting of white crape that reaches to an equal depth. The effect of such apparel upon the fair *débutante* is charming in the extreme, especially if she carry her father's gift of blush-pink roses.

Since the Princess gown has resumed its place among the fashionable garments, white poplin and Sicilienne are in high favor. These goods look particularly well when edged with sable, and also with borderings of white plumage.

Gray-green and a pink the color of half-dried clover form one of the latest color combinations in changeable silks, brocades and striped goods, and also for the union of fabrics. Velvet in this dull shade of pink is added to green cloth for visiting gowns; and the effect, which seems odd at first, commands enthusiastic admiration as soon as the first sense of strangeness wears off.

Blue fox and fisher tail are among the luxurious furs now in use for decorating handsome evening gowns. Swallow-tailed coats cut from light-hued cloth or velvet, with vests of ornamental goods or of plain material elaborately embroidered, are much admired in dinner toilettes. Street textures are also made up in coats of this style.

Bishop sleeves look especially well in a tea-gown, and they will usually be of the vest material, while the cuffs will either match the gown or be cut from a richer fabric used for the rolling collar and pocket-laps.

bias underfacings machine-stitched or, perhaps, feather-stitched to place. This omission of bands or belts gives the figure a desirably slender appearance at the waist without impairing the comfort of the adjustment.

Coquettish hats in dark colors or black are trimmed with five white wings turning toward the front, and will be largely favored by young women.

Skirts that have only a bias seam at the back may be pleasingly varied by inserting at this point one or more widths of contrasting silk or fancy goods. Similar material will be used for the other decorative portions of the gown, the sleeves being frequently made of it, either wholly or in part.

The Watteau tea-gown becomes more and more popular as the season advances. It is sometimes trimmed with jabots of wide lace arranged from throat to hem in front; and quite as often the fronts are cut away, their edges hemmed and a full front inserted. Women with pretty throats occasionally omit the Medici collar and use in its place a high binding, to the edge of which is added a ruffle of lace, a plaiting of mull or a full, soft puff of some dainty fabric.

White crépon makes beautiful tea-gowns for brides and for young mothers to wear in their boudoirs when receiving intimate friends.

Since street costumes are so little adapted to wear indoors, the fashionable woman removes them on entering the house as promptly as she does her wrap. Tailor-made gowns quickly lose their elegance when brought into contact with chairs and sofas.


Hooks and eyes, in combination with "stick pins," have largely superseded buttons and button-holes on dresses that are not tailor-made. The pins should be ornamental. Hooks and eyes should be arranged in alternation on both closing edges, thus obviating all danger of unclasping.

Nets for the hair are coming into general use for morning wear, being made of gold thread for brunettes and of silver thread for blondes. It is very injurious to the hair to wear it tightly pinned up all day, and these nets afford a graceful means of relieving this too constant strain upon the roots. A knot of ribbon or three tiny rosettes are sometimes placed above the brow, at the center of the crown or just above one ear. When a net is worn the hair is very loosely coiled.

Broad ribbon strings are once more seen on bonnets. Many of the new ribbons are brocaded with floral designs, the most popular of which is the cornflower in natural or fancy colorings on contrasting backgrounds.

Very long lace cravats or jabots are arranged in the old Dutch fashion known as the Steinkirk. A rich visiting and luncheon toilette includes a more than half-long coat of silver-gray cloth brocaded with moss-green, a close skirt of green velvet trimmed at the sides with silver-gray crochet buttons, and a green velvet vest closed with similar buttons. At the throat is worn a full, long jabot of lace.

Superb brocatelles showing Arabic devices in most exquisite colorings are fashionable for hangings, upholstery, sofa-pillows, screens, etc.



4241

View Showing Round Length.

For evening dress bishop sleeves are cut off at the elbow and finished with deep mull plaitings or lace flounces; and sometimes deep, turn-back cuffs of velvet are inserted between the sleeves and the plaitings.

White, light and dark evening gowns are frequently trimmed with black chiffon ruffles overwrought with the shade of the dress material.

Fluffy trimmings are still festooned on the skirts of house dresses.

White Brussels net laces figured with crystal stars and circles and black laces of the same kind showing similar figures in jet are handsome for Berthas, short-sleeved bretelles and other ornamental portions of evening attire. Sometimes an entire bodice is made of this glistening net, and the hem of the accompanying skirt is overfaced with a band to match.

Nettings the color of the amethyst, sapphire, emerald, moonstone, topaz, etc., and ornamented with finely cut mock gems to correspond, will shortly make their appearance for the decorative portions of dressy gowns.

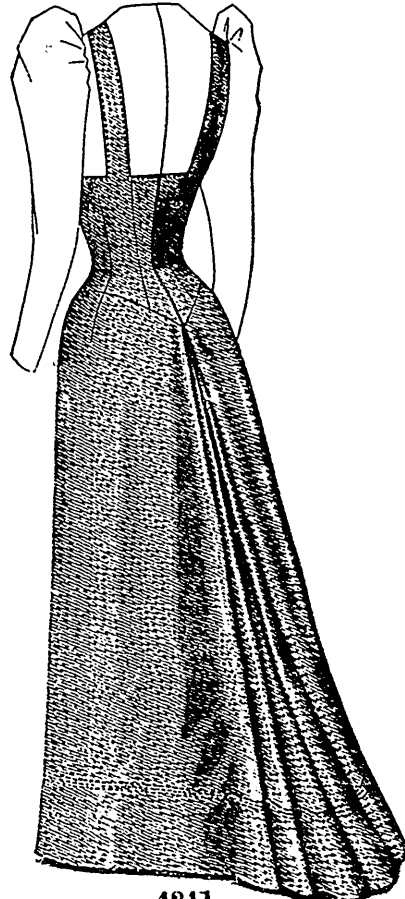
Lace lappets resembling in shape a bishop's bands are the newest neck completions affected by fashionable women. Widows wear similar ornaments made of blue-white sheer mull.

The tops of bell skirts are now frequently completed with narrow



4241

Front View.



4241

Back View.

LADIES' SLIGHTLY TRAINED CIRCULAR BELL-SKIRT (PERFORATED FOR ROUND LENGTH AND SEWED TO A BODICE HAVING SUSPENDERS). (COPYRIGHT.)

(For Description see Page 503.)

Styles for Misses and Girls.



FIGURE NO. 524 R.

FIGURE NO. 524 R.—
MISSSES' BASQUE.
(For Illustration see
this Page.)

FIGURE NO. 524 R.—This illustrates a Misses' basque. The pattern, which is No. 4202 and costs 1s. or 25 cents, is in seven sizes for misses from ten to sixteen years of age, and may be seen in four views on page 513 of this magazine.

In the present instance the basque is pictured made up for party wear in white *crêpe de Chine*. It is admirably adjusted by the usual darts and seams and is closed at the back with button-holes and buttons. From the lower edge, which is sharply pointed at the front and back, a frill of white embroidered *chiffon* droops with graceful effect, and a similar frill finishes the edge of the low, pointed neck. The short puff sleeves rise gracefully above the shoulders, and the band which finishes the lower edge of each is concealed by an upturning frill of *chiffon*. Included in the pattern is a shapely coat-sleeve, and also a high standing collar, which may



FIGURE NO. 525 R.

FIGURE NO. 524 R.—MISSSES' BASQUE.—This illustrates Pattern No. 4202 (copyright), price 1s. or 25 cents. FIGURE NO. 525 R.—MISSSES' PRINCESS DRESS.—This illustrates Pattern No. 4207 (copyright), price 1s. 3d. or 30 cents. FIGURE NO. 526 R.—MISSSES' BLOUSE.—This illustrates Pattern No. 4204 (copyright), price 1s. or 25 cents.
(For Descriptions see Pages 506 and 507.)



FIGURE NO. 526 R.

square outline, the pattern also making provision for these styles of shaping.

A basque of this kind may very appropriately form part of a toilette intended for parties, receptions, school exercises and other ceremonious occasions for misses. It may be developed in figured or plain India silk, silk mull, Bengaline, Surah, *chiffon* and pretty woollens of all kinds; and *passementerie*, ribbon bows or rosettes, lace, embroidery, etc., may be added for decoration in as lavish a manner as may be desired.

FIGURE NO. 525 R.—MISSSES' PRINCESS DRESS.
(For Illustration see this Page.)

FIGURE NO. 525 R.—This illustrates a Misses' Princess dress. The pattern, which is No. 4207 and costs 1s. 3d. or 30 cents, is in seven sizes for misses from ten to sixteen years of age, and may be seen in two views on page 511 of this publication.

Dark-red serge and black Bengaline are here effectively united in the dress, the adjustment of which is accomplished with the precision characteristic of the Princess modes by the customary darts and seams, the front being arranged upon a dart-fitted front of lining. The

complete the neck when the basque is cut in ordinary high-necked style; and, if preferred, the neck may be shaped in low round or

characteristic of the Princess modes by the customary darts and seams, the front being arranged upon a dart-fitted front of lining. The

closing is made to a convenient depth at the center of the back; below the closing deep fan-plaits spread gradually toward the bottom, and upturning plaits arranged at each side seam below the hip produce graceful folds and wrinkles across the front. The folds at the front are held in place by tackings to a tape. The dress is decorated at the bottom with two Bengaline ruffles gathered to form self-headings. The coat sleeves are extended at the top to form stylish frills over the shoulders, and each wrist is decorated with an upturning frill of Bengaline. The standing collar, which is in two sections that are becomingly rounded at the front, is made of

FIGURE No. 526 R.—MISSES' BLOUSE.

(For Illustration see Page 506.)

Figure No. 526 R.—This illustrates a Misses' blouse. The pattern, which is No. 4204 and costs 1s. or 25 cents, is in seven sizes for misses from ten to sixteen years of age, and is shown in three views on page 514 of this DELINEATOR.

Figured China silk was here selected for the blouse, which is made over a smooth lining adjusted by single bust darts and the usual number of seams. The lining extends only to the waist-line and is closed at the front, and over it are arranged the round yoke-portions and the full lower-portions, the latter being joined in under-arm seams. The lower portions are gathered at the top, and the fullness at the waist-line is drawn closely to the figure by a belt, the ends of which are pointed. The belt is trimmed along its edges with fancy cord, and similar cord follows the rounding lower edge of the yoke, and also decorates the edges of the Byron collar, which is mounted upon a shaped band. The full shirt-sleeves are gathered at the top and bottom and are finished with wristbands. The blouse is of graceful length and may be worn above or beneath the skirt.

The mode will develop handsomely in all sorts of silk and woollen dress goods, and combinations of velvet or silk with woollen fabrics are especially adapted to its style. Feather-stitching done with silk of some pretty contrasting color, machine-stitching, braid, gimp, etc., may be applied for decoration in any tasteful way preferred.

FIGURES Nos. 527 R AND 528 R.—MISSES' RECEPTION TOILETTES.

(For Illustrations see this Page.)

FIGURE No. 527 R.—This consists of a Misses' peasant waist, sleeve and walking skirt. The waist pattern, which is No. 4232 and costs 10d. or 20 cents, is in

seven sizes for misses from ten to sixteen years of age, and may be seen in four views on page 515 of this publication. The skirt pattern, which is No. 4236 and costs 1s. 3d. or 30 cents, is in seven sizes for misses from ten to sixteen years of age, and is differently pictured on page 516. The sleeve pattern, which is No. 3631 and costs 5d. or 10 cents, is in seven sizes from four to sixteen years of age, and is again shown on its accompanying label.

The toilette is here shown made of rose-pink chiffon over silk the



FIGURE No. 527 R.



FIGURE No. 528 R.

FIGURE No. 527 R.—MISSES' RECEPTION TOILETTE.—This consists of Misses' Waist No. 4232 (copyright), price 10d. or 20 cents; Skirt No. 4236 (copyright), price 1s. 3d. or 30 cents; and Sleeve No. 3631 (copyright), price 5d. or 10 cents. FIGURE No. 528 R.—MISSES' RECEPTION TOILETTE.—This consists of Misses' Blouse-Waist No. 4223 (copyright), price 1s. or 25 cents; and Skirt No. 4242 (copyright), price 1s. 3d. or 30 cents.

(For Descriptions see Pages 507 and 508.)

Bengaline, and revers of similar material pass into the shoulder seams and meet at the center of the front.

The Princess modes are very generally becoming and will develop satisfactorily in a combination of fabrics or in a single material for school or for house wear. Figured, plaid, striped, checked and plain silks and woollens are available for the dress, which may be simply or elaborately decorated with tasteful applications of braiding, ruffles, ruchings, frills, ribbon, chiffon, plaitings, ornaments, stitching, lace, etc.

same shade. The skirt is in the popular bell style, and its back edges are bias and are united in a seam at the center. Deep fan-plaits at the back flare gradually to the bottom of the skirt, and the front and sides lie smoothly over the four-gored foundation-skirt. The edge of the skirt is decorated with two frills of Kurshedd's Standard pink embroidered chiffon ruffling, the upper frill being headed by a garland of pink hyacinths; and a similar frill similarly headed is arranged diagonally across the front from the right hip.

The peasant waist is cut in deep, pointed outline at the top, but, if preferred, it may be shaped in low, round or square outline, all the styles being provided for in the pattern. The lower edge of the waist shapes a decided point at the center of the front and back, and the admirable adjustment is due to single bust darts and the ordinary shaping seams. The closing is made at the front with silk laces drawn through eyelets, and a similar closing is simulated at the back. Drooping frills of chiffon decorate the upper and lower edges of the waist, each frill being surmounted by a garniture of hyacinths. The full sleeve is gathered at the top to rise stylishly over the shoulder, and the lower edge is also gathered and sewed to the coat-shaped lining at deep cuff depth from the wrist. The lining is cut away below the sleeve, and from the lower edge a deep frill of chiffon droops prettily over the arm.

Charming toilettes of this kind for graduation and other school exercises and for party or reception wear may be developed in crêpe de Chine, China silk and gauzes of all varieties, the thin fabrics being associated with silk, Surah or faille. Ruffles of lace or handsome embroidery, ribbon, etc., may be lavishly applied for garniture; or, if preferred, simple effects, both in texture and decoration, may be produced.

FIGURE No. 528 R.—This consists of a Misses' blouse-waist and

walking skirt. The waist pattern, which is No. 4223 and costs 1s. or 25 cents, is in seven sizes for misses from ten to sixteen years of age, and may be seen differently made up on page 514 of THE DELINEATOR. The skirt pattern, which is No. 4242 and costs 1s. 3d. or 30 cents, is in seven sizes for misses from ten to sixteen years of age, and is shown again on page 517.

An artistic combination of figured crêpe de Chine and India silk here pictured in the toilette, the crêpe de Chine being employed



FIGURE No. 529 R.

FIGURE No. 530 R.

FIGURE No. 529 R.—MISSSES' HOUSE TOILETTE.—This consists of Misses' Blouse-Waist No. 4223 (copyright), price 1s. or 25 cents; and Skirt No. 4217 (copyright), price 1s. 3d. or 30 cents. FIGURE No. 530 R.—MISSSES' TRAVELLING TOILETTE.—This consists of Misses' Coat No. 4220 (copyright), price 1s. 3d. or 30 cents; Skirt No. 4217 (copyright), price 1s. 3d. or 30 cents; and Over-Gaiter No. 2287, price 5d. or 10 cents.

(For Descriptions see Page 509.)

gathers at the top, and the fulness below is drawn toward the center of the front and back and collected in short rows of shirrings that are tacked to the lining. The lining is closely adjusted by the ordinary darts and seams of a basque, and the blouse and lining are closed invisibly at the center of the front. The full sleeves rise with stylish puff effect on the shoulders; each arm is encircled

the skirt, which is made up on silk lining. The front and sides of the skirt present the sheath-like closeness peculiar to all the bell or *fin desie* modes, and stylish fan-plaits at the back conceal the seam uniting the back edges, which are bias. The top is shaped to accommodate a fitted bodice, the lower edge of which is pointed at the center of the front and back. The bodice is supported by suspenders to form which the side-back gores are extended at the top, the ends of the suspenders being tacked beneath the front back of the side-front seams; and the closing is made invisibly at the back. Ribbon is arranged to fall in a bow of long loops and uneven ends from the lower edge of the bodice at each side. Sections of ribbon are drawn through small cross-wise slashes made near the bottom of the skirt and are disposed in a series of bows consisting of long loops and notched ends. The slashes are bound with narrow ribbon, which also finishes the loose edges of the suspenders and the upper edge of the bodice.

The back and fronts of the blouse-waist are disposed in pretty soft folds by

a section of ribbon, which is tied in a pretty bow at the outside of the arm, the effect obtained being that of a sleeve having a double puff; and the coat-shaped linings over which the sleeves are made are cut away from beneath the deep frills produced by gathers near the lower edges. A deep frill of the material falls with picturesque effect at the neck, the high standing collar provided by the pattern being omitted.

The toilette will develop appropriately in a variety of fabrics, among which plain and figured India silks, pretty vailings and soft cashmeres are greatly favored. The skirt may be stylishly made up in blue flannel or serge,

FIGURE No. 530 R.—MISSSES' TRAVELLING TOILETTE.

(For Illustration see Page 508.)

FIGURE No. 530 R.—This consists of a Misses' coat, walking skirt and over-gaiters. The coat pattern, which is No. 4220 and costs 1s. 3d. or 30 cents, is in ten sizes for misses from seven to sixteen years of age, and may be seen in two views on page 512 of this publication. The skirt pattern, which is No. 4217 and costs 1s. 3d. or 30 cents, is in seven sizes for misses from ten to sixteen years of age, and is shown again on page 516. The over-gaiter pattern, which is No. 2287 and costs 5d. or 10 cents, is in three sizes, for a No. 2, 4 or 6 shoe, and is differently pictured on its accompanying label.

The skirt, which is illustrated and fully described at figure No. 529 R, is here shown made of wood-brown faced cloth and trimmed at the lower edge with a band of brown plush headed by a band of Astrakhan.

The jaunty coat is made of plush. Its fronts are reversed by a deep, rolling collar to form broad lapels, below which the closing is made in double-breasted fashion with button-holes and large buttons, a corresponding row of buttons being placed on the overlapping front. The back and sides are becomingly curved to the figure by the usual gores, and a curving center seam that terminates



FIGURE No. 531 R.—MISSSES' BLOUSE.—This illustrates Pattern No. 4226 (copyright), price 1s. or 25 cents.

(For Description see Page 510.)

which, with striped wash silk or Surah for the blouse, will make a very becoming and serviceable toilette, upon which applied decoration will not be necessary.

FIGURE No. 529 R.—MISSSES' HOUSE TOILETTE

(For Illustration see Page 508.)

FIGURE No. 529 R.—This consists of a Misses' blouse-waist and walking skirt. The waist pattern, which is No. 4223 and costs 1s. or 25 cents, is in seven sizes for misses from ten to sixteen years of age, and may be seen in three views on page 514 of this magazine. The skirt pattern, which is No. 4217 and costs 1s. 3d. or 30 cents, is in seven sizes for misses from ten to sixteen years of age, and is differently pictured on page 516.

The skirt, which is shown developed in tan cheviot, is of the fashionable bell variety. It has bias back edges joined in a center seam beneath stylish fan-plaits that flare in characteristic fashion to the edge; and forward-turning plaits arranged in front of the fan-plaits dispose the front in a series of cross folds and wrinkles over the four-gored foundation-skirt. The edge of the skirt is decorated with a band of Kursheedt's Standard jet gimp.

Figured India silk was chosen for the waist, which is disposed with becoming fulness at the center of the back and at each side of the invisible closing by gathers at the top. The fulness at the waist-line is drawn in closely to the figure by short rows of shirring at the center of the front and back, the shirrings being tacked to the lining, which is closely adjusted by the customary number of darts and seams. The waist is girdled by a ribbon belt, which is fastened a little to the left of the center of the front beneath a rosette bow of similar ribbon. The full bishop sleeves are each gathered at the top, and also at some distance from the lower edge to form a frill, which droops prettily, and beneath which the smooth, coat-shaped lining is cut away. A deep frill of the material droops becomingly at the neck, the standing collar furnished by the pattern being omitted.

All sorts of pretty woollens and inexpensive silken fabrics will make up nicely in this way; and, if liked, a single material may be used for both skirt and waist. A frill or plating of the goods may adorn the skirt, and for dressy wear frills or jabots of plain or embroidered chiffon may decorate the waist. A blouse-waist of this kind made of striped or plain silk or soft woollen goods may do service with several partly worn skirts.

below the waist-line above long coat-laps. The collar and lapels are covered with a facing of Astrakhan, and the shapely coat-sleeves are decorated with round cuff-facings of similar material. The front and lower edges of the coat are bound with Astrakhan; and the free edges of the pocket-laps, which cover a side pocket in each front, a change pocket in the right front and a breast pocket in the left front, are trimmed to correspond.

The over-gaiter, which is made of cloth, is shaped by means of a seam at the center of the front and back to fit smoothly over the shoe, the closing being

made at the outside of the foot with buttons and button-holes; and a strap that passes beneath the shoe adjusts the gaiter as closely as desired. All the edges of the gaiter are finished plainly.

The coat will develop charmingly in melton, kersey, chevron or



FIGURE No. 532 R.—GIRLS' CLOAK.—This illustrates Pattern No. 4233 (copyright), price 1s. 3d. or 30 cents.

(For Description see Page 510.)

any preferred coating having either a smooth or rough surface. When material that does not fray is used, the seams are generally made in lap style. Persian lamb, beaver, otter, Alaska sable or any other variety of fur may be added for decoration, or a perfectly plain tailor finish may be adopted. The skirt will make up stylishly in any variety of dress goods in vogue, with braid, gimp, passementerie, feather-stitching, galloon, or ruffles or platings of the material for garniture. The over-gaiters will usually be made of cloth, which may match or contrast with the remainder of the toilette in color.

The belt is covered with handsome steel passementerie, and bands of similar passementerie follow the arms—eves in boléro fashion. From the front edge of each boléro band droops a full frill of chiffon, with quaint effect. The full puff sleeves rise on the shoulders and droop in characteristic style at their lower edges, below which the coat-shaped linings are cut away, each sleeve being finished with a dainty frill of chiffon. The standing collar is covered with a band of passementerie.

A blouse suitable to wear with a variety of skirts may be developed in red Surah, old-rose China silk or striped or figured wash silk, cashmere, serge, merino and other pretty woollens in delicate shades; or darker hues may be made up, and ribbon, lace, embroidery, etc., may be applied for ornamentation in as lavish a manner as desired.



FIGURE No. 533 R.

FIGURE No. 534 R.

FIGURE No. 532 R.—GIRLS' CLOAK.
(For Illustration see Page 509.)

FIGURE No. 532 R.—This illustrates a Girls' cloak. The pattern, which is No. 4233 and costs 1s. 3d. or 30 cents, is in eight sizes for girls from five to twelve years of age, and is shown differently made up on page 512 of this DELINEATOR.

Reseda-green cloth and darker velvet are here effectively united in the cloak, which has a short body shaped



FIGURE No. 535 R.

FIGURE No. 533 R.—GIRLS' DRESS.—This illustrates Pattern No. 4203 (copyright), price 1s. or 25 cents. FIGURE No. 534 R.—GIRLS' DRESS.—This illustrates Pattern No. 4208 (copyright), price 1s. or 25 cents. FIGURE No. 535 R.—GIRLS' HOUSE TRIMMETS.—This consists of Girls' Apron No. 4225 (copyright), price 10d. or 20 cents; and Dress No. 4176 (copyright), price 1s. or 25 cents.

(For Descriptions see Pages 511 and 512.)

The low-crowned velvet hat is garnished with fur and stiff loops of ribbon that rise high at the back.

FIGURE No. 531 R.—MISSES' BLOUSE.

(For Illustration see Page 509.)

FIGURE No. 531 R.—This illustrates a Misses' blouse. The pattern, which is No. 4226 and costs 1s. or 25 cents, is in seven sizes for misses from ten to sixteen years of age, and is shown in two views on page 513 of this DELINEATOR.

In this instance a pretty shade of gray Surah was chosen for the blouse, the closing of which is made invisibly along the left shoulder and under-arm seams. The front is disposed with graceful fulness by gathers at the top and short rows of shirring at the waist-line; the fulness of the back is also collected in shirrings at the waist-line, all the shirrings being tacked to the fitted lining, which is shorter than the blouse and is closed at the center. The lower edge of the blouse is gathered and sewed to the edge of the lining. The blouse is girdled by a belt, one end of which is pointed.

by under arm and side-back gores and a center seam. To the edge of the body is joined a skirt, that is arranged with prettiness at the sides and disposed in two broad box-plaits at the back. The coat is closed in double-breasted style with button-holes and velvet buttons below a deep rolling collar of velvet; a corresponding row of buttons is placed on the overlapping front, and both rows are effectively displayed between the front edges of the cape, which fall a short distance back of the buttons. The cape is adjusted by shoulder seams and cross seams, the lower edges of the latter seams being gathered to produce the prominent curve now so much admired.

The lower edges of the cape are slashed to form a series of tabs or battlements, the edges of which are finished with machine-stitching. The top of each slash is ornamented with an arrow-head worked with twist, the front edges of the cape are finished with machine-stitching, and round cuff-facings of velvet decorate the wrists of the comfortably fitting coat-sleeves. Top garments of this kind are most desirable for school and general wear. They may be developed in smooth or rough-surfaced coating, beaver cloth and kersey, and also in cloth showing bouclé and bourette effects. Plush, velvet, fur, braid or gimp may supply the decoration, or a perfectly plain finish may be adopted. The hat is a large flat shape in fine felt, simply adorned with fluffy ostrich feathers.

The mode, although fanciful in effect, is quite simple of construction and will develop with equally good results in a single fabric or in a combination of colors or textures. China silk, Surah and crêpe de Chine will make up beautifully by the mode for party or other

FIGURE No. 533 R.—GIRLS' DRESS.
(For Illustration see Page 510.)

FIGURE No. 533 R.—This illustrates a Girls' dress. The pattern, which is No. 4203 and costs 1s. or 25 cents, is in eight sizes for girls from five to twelve years of age, and is differently pictured elsewhere on this page.

Faience-blue cashmere and velvet are here artistically associated in the dress, and velvet ribbon to match is fancifully applied for decoration. The skirt is full and round and is finished at the bottom with a deep hem ornamented with three rows of velvet ribbon, upon which bow-knots of similar ribbon are alternately arranged; and the top of the skirt is gathered and joined to the body, which is shaped by shoulder and under-arm seams and closed at the back with button-holes and buttons. The backs of the body are arranged in tucks at each side of the closing, and the front is disposed in five box-plaits, which are prettily revealed between the edges of fanciful jacket-fronts of velvet that pass into the shoulder and under-arm seams. Each of the middle three box-plaits is ornamented with velvet ribbon arranged to simulate a lacing, the ends of the ribbon falling below the plait in a pretty bow at the top and bottom and finished with wrist-



4208
Front View.



4208
Back View.

GIRLS' DRESS. (COPYRIGHT.)
(For Description see Page 513.)



4207
Front View.



4207
Back View.

MISSES' DRAPED PRINCESS DRESS, WITH HABIT BACK. (COPYRIGHT.)
(For Description see Page 512.)



4203
Front View.



4203
Back View.

GIRLS' DRESS. (COPYRIGHT.)
(For Description see Page 513.)

ceremonious wear, and any of these fabrics may be associated with some prettily contrasting material.


FIGURE No. 534 R.—GIRLS' DRESS.
(For Illustration see Page 510.)

FIGURE No. 534 R.—This illustrates a Girls' dress. The pattern, which is No. 4208 and costs 1s. or 25 cents, is in seven sizes for girls from three to nine years of age, and is shown in two views elsewhere on this page.

In the present instance an effective combination of blue serge, white Surah and blue-and-white plaid silk is pictured in the dress. The full, round skirt is deeply hemmed at the bottom and orna-

bands, each of which is ornamented with two rows of velvet ribbon that are trimmed with bow-knots placed at the back of the arm. At the neck is an upturning frill of the material.

mented with a broad bias band of plaid silk; and the top is gathered to fall in natural folds from the body, to which it is joined. The full fronts of the body are disposed in soft folds by gathers at the top and bottom, and their front edges meet at the lower edge and flare widely to reveal a full vest of white silk, which is plaited to a point at the lower edge and arranged upon the plain front of lining; the vest is shirred at the top, and a standing frill of silk rises above it. The backs are drawn by gathers at the top and bottom and arranged



4220

Front View.

MISSES' DOUBLE-BREADED COAT.
(IN THREE-QUARTER LENGTH.)
(COPYRIGHT.)

(For Description see Page 513.)

either silken or woollen material, and a broad band of velvet may decorate the skirt.

FIGURE No. 535 R.—GIRLS' HOUSE TOILETTE.

(For Illustration see Page 510.)

FIGURE No. 535 R.—This consists of a Girls' apron and dress. The apron pattern, which is No. 4225 and costs 10d. or 20 cents, is in eight sizes for girls from five to twelve years of age, and is shown made of different material on page 515 of this DELINEATOR. The dress pattern, which is No. 4176 and costs 1s. or 25 cents, is in eight sizes for girls from five to twelve years of age, and may be seen again on its accompanying label.

The apron is here represented made of plain white nainsook and embroidered edging. The skirt, which is sufficiently long to wholly envelop the dress, is finished at the bottom with a deep hem; and the top is gathered and joined to a sleeveless body adjusted by short shoulder and under-arm seams and closed at the back with button-holes and buttons. The top of the body is shaped in low, round outline and bordered with a drooping frill of embroidered edging, and frills of similar edging complete the arms'-eyes.

The dress, which is shown developed in deep-red serge, has a full skirt that is hemmed at the bottom and falls in natural folds from the body. The front and back of the body are shaped in low, round outline to reveal, with guimpe effect, a full, seamless yoke

arranged upon a smooth front and backs of lining, which are fitted by the usual gores. The yoke forms a pretty frill at the neck. The sleeves are very full to heighten the guimpe effect and are finished with wristbands.

Cross-barred muslin, lawn, plain or embroidered nainsook, Swiss gingham and percale may be employed for an apron of this kind and lace or embroidered edging, feather-stitching, etc., may be added in any tasteful way desired for decoration. All sorts of reasonable dress goods of silken or woollen texture may be used for the dress, and its garniture may be as simple or elaborate as individual fancy may dictate or the uses of the garment warrant.

MISSES' DRAPED PRINCESS DRESS, WITH HABIT BACK.

(For Illustrations see Page 511.)

No. 4207.—Red serge and black Bengaline are united in this pretty dress at figure No. 525 R in this magazine.

Wool dress goods and velvet are here effectively combined in the dress. The graceful adjustment is accomplished by single bust and under-arm darts and side-back gores. The closing is made at the back with buttons and button-holes, and extra width allowed below the closing is disposed in well pressed fan-plaits that flare to the edge. The front is gracefully wrinkled by


three upturning plaits arranged over each hip, and it is mounted upon a smooth Princess front of lining adjusted by single bust and under-arm darts. Revers of velvet start from the shoulder seams and meet at the center of the front above the bust. The coat sleeves are extended at the top and turned under and shirred to form a high standing frill over the shoulders. Below the frills the sleeves rise with the desirable curve, and they are stylishly close-fitting below the elbow.

At the neck is a moderately high standing collar which is in two sections, and the front ends of the collar are prettily rounded.

All sorts of silks and pretty woollens will develop attractively by the mode, and combinations of silk, faille, Bengaline or velvet with wool fabrics will be especially effective, the contrasting material being used for the collar and revers, and for the sleeves, if desired. Braid, gimp, galloon, passementerie or rows of velvet ribbon may provide the garniture, or a simpler completion may be adopted. A pretty dress of this description may be made of mode cr epon and hunter's green velvet, the latter forming the collar and revers. Three rows of narrow velvet ribbon may border the skirt.

We have pattern No. 4207 in seven sizes for

misses from ten to sixteen years of age. As shown for a miss of twelve years, the dress will require four yards of dress goods forty inches wide, and three-eighths of a yard of velvet twenty inches wide. Of one material, it needs seven yards and three-fourths twenty-two inches wide, or three yards and seven-eighths forty-four inches wide. Price of pattern, 1s. 3d. or 30 cents

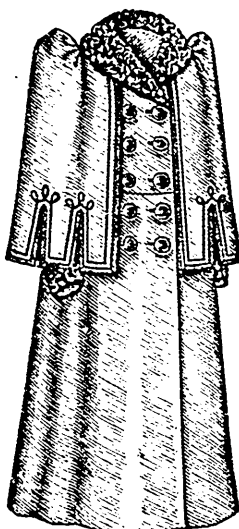


4220

Back View.

MISSES' DOUBLE-BREADED COAT.
(IN THREE-QUARTER LENGTH.)
(COPYRIGHT.)

(For Description see Page 513.)

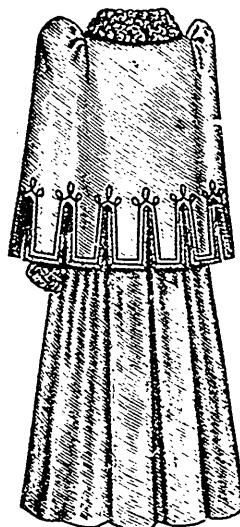


4233

Front View.

GIRLS' CLOAK. (COPYRIGHT.)

(For Description see Page 514.)



4233

Back View.

GIRLS' DRESS.

(For Illustrations see Page 511.)

No. 4208.—Serge, Surah and plaid silk are combined in this dress at figure No. 534 R in this DELINEATOR, and a cord girdle is worn, with pretty effect.

Black and yellow China silk are here effectively united in the dress, and feather-stitching done with coarse yellow silk and a cord provide tasteful garnitures. The skirt is full and round and is finished at the bottom with a deep hem held in place by a row of feather-stitching; and the top is gathered and joined to the body. The body is shaped by shoulder and under-arm seams. Its full fronts are disposed in soft folds by gathers at the shoulder edges; the fullness at the lower edge is drawn toward the center and collected in gathers, and between the slightly flaring front edges is revealed a full vest, which is arranged upon the smooth front of lining. The vest is drawn by gathers at the top, and the fullness below is plaited to a point at the lower edge. The full backs are gathered at the neck, shoulder and lower edges and are mounted upon backs of lining, and the closing is made invisibly at the center. The full puff sleeves are gathered at the top and bottom and arranged upon smooth, coat-shaped linings, which are exposed to cuff depth and finished with cuff facings of black China silk; and feather-stitching decorates the lower edges of the facings. A doubled frill of yellow silk stands stylishly high at the neck, and below it at the back a fanciful collar rolls prettily. The rolling collar is in two sections, which are joined along the neck of the back and the side edges of the vest; it rolls back over the full fronts, with picturesque effect, and its edges are decorated with feather-stitching. The waist is encircled by a black cord girdle tied in a pretty bow at the front.

A picturesque dress may be developed in cashmere, serge, Henrietta cloth or any other seasonable woollen. Surah may be employed for a dress of this kind, and velvet or some other contrasting fabric may be used for trimming. Braiding, gimp and feather-stitching may also be chosen for garniture. In a dress of garnet foulé the sleeves and vest may be cut from cream Surah.

We have pattern No. 4203 in seven sizes for girls from three to nine years of age. To make the dress for a girl of eight years, needs six yards and three-fourths of material twenty-two inches wide, or three yards and three-eighths forty-four inches wide. In the combination shown, it requires five yards and a-half of dark fourths of light China silk each twenty inches wide. Price of pattern. 1s. or 25 cents.

GIRLS' DRESS.

(For Illustrations see Page 511.)

No. 4203.—Faience-blue cashmere and velvet are stylishly com-

bined in this dress at figure No. 533 R in this magazine, and velvet ribbon is effectively used for decoration.

The dress is here shown made of cashmere and trimmed with embroidered edging and ribbon. The full, round skirt is deeply hemmed at the bottom and is gathered at the upper edge to the short waist, the fulness falling in pretty folds below the gathers to the lower edge. A placket opening is finished at the center of the back. The waist is shaped by under-arm and shoulder seams and closed at the back with buttons and button-holes, three backward-turning tucks being made at each side of the closing. Five box-plaits are laid at the center of the front, which is disclosed between jacket fronts that slant from the shoulder edges nearly to the bust and fall straight below, the lower corners being square. Embroidered edging trims the free

edges of the jacket fronts, and an end of ribbon starts from each side above the bust to connect the jacket fronts, a bow being formed at the center. A sash-tie is gathered into each under-arm seam, and the ties are arranged in a bow over the end of the closing, embroidered edging trimming the loose sash-ends, which are widely hemmed. A frill of embroidered edging provides a dainty neck finish. The sleeves are in shirt-sleeve style and are completed with narrow wristbands bordered with embroidered edging.

Cashmere, camel's-hair, serge, crépon, plaid goods, silk, etc., will develop the mode admirably, and lace, embroidery, ribbon, ruffles of ribbon or of the material and fancy stitching will be stylish decorations. Attractive combinations may be effected in dresses of this kind. Thus, a gay plaid may be made up with black or brown velvet, which will form the jacket fronts and wristbands. A very charming dress may be fashioned from pearl-gray Henrietta and rose-colored velvet, with rows of fancy stitching done with rose-colored silk, and ribbon to match, for decoration.

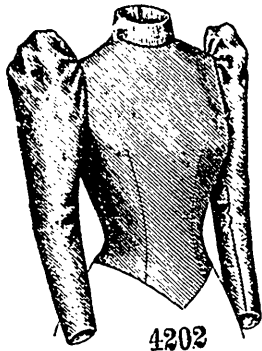
We have pattern No. 4203 in eight sizes for girls from five to twelve years of age. To make the dress for a girl of eight years, needs seven yards of material twenty-two inches wide, or six yards and a-fourth twenty-seven inches wide, or four yards and three-eighths thirty-six inches wide, or three yards and five-eighths forty-four inches wide. Price of pattern, 1s. or 25 cents.

MISSSES' DOUBLE-BREADED COAT. (IN THREE-QUARTER LENGTH.)

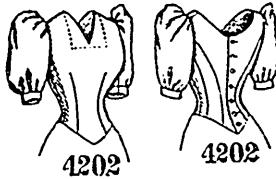
(For Illustrations see Page 512.)

No. 4220.—At figure No. 530 R in this DELINEATOR this coat may be seen made of plush and Astrakhan and trimmed with Astrakhan.

Tan melton and black fur are here pictured in the coat, which is of the becoming three-quarter length. The stylish adjustment is performed by under-arm and side-back gores, and a well-curved center seam that terminates below the waist-line above fashionable coat-laps. The fronts are in loose sack shape and are widened to lap in double-breasted fashion. They are reversed above the bust in broad lapels that meet the rolling collar in notches, and the closing is made at the left side with large buttons and button-holes,



Front View.



Back View.

MISSSES' BASQUE (PERFORATED FOR ROUND, SQUARE AND POINTED NECK, AND WITH FULL-LENGTH AND PUFFED SLEEVES.) (COPYRIGHT.)

(For Description see Page 514.)




4226

Front View.

MISSSES' BELTED BLOUSE, WITH FITTED LINING. (COPYRIGHT.)

(For Description see Page 515.)



4226

Back View.

MISSSES' BELTED BLOUSE, WITH FITTED LINING. (COPYRIGHT.)

(For Description see Page 515.)

a corresponding row of buttons being placed on the overlapping front. The shapely coat sleeves are elevated upon the shoulders, and each wrist is finished with a double row of machine-stitching, the outside seam being in lapped style. All the seams of the coat are lapped and stitched to produce the fashionable tailor finish, the front and lower edges of the coat are finished with a double row of machine-stitching to correspond, and the edges of the coat-laps are similarly completed. The rolling collar and lapels are covered with a fashionable variety of black fur. A pocket-lap on the lower part of each front conceals an opening to a pocket, the opening to a change pocket higher up in the right front is covered with a smaller lap, and a breast-pocket in the left front is also provided with a lap; the loose edges of all the pocket-laps are finished with a double row of stitching, and the upper edges are completed with a single row. When the coat is made of material that can be satisfactorily finished with raw edges, the edges of the coat are cut off a-fourth of an inch after the stitching is done.

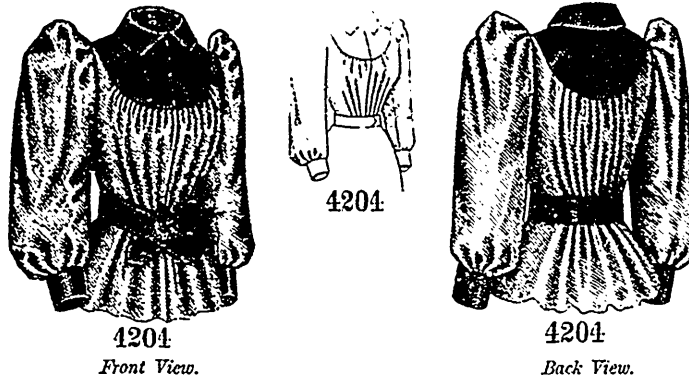
Melton, cloth, kersey and Bedford cord are especially well adapted to the mode, and dove-gray, pearl, mode and the darker shades of blue, brown and green are favorite colors. Heavy twilled diagonal serge, beaver and various other coatings of similar texture will make comfortable coats for cold-weather wear, and the severe tailor finish, with, perhaps, Persian lamb or Astrakhan fur for the collar and lapels, is the preferred mode of completion.

We have pattern No. 4220 in ten sizes for misses from seven to sixteen years of age. To make the garment for a miss of twelve years, needs four yards and a-fourth of material twenty-two inches wide, or two yards and an-eighth forty-four inches wide, or a yard and five-eighths fifty-four inches wide, each with a piece of fur with the skin measuring sixteen by sixteen inches and a-half to cover the collar and lapels. Price of pattern, 1s. 3d. or 30 cents.

sufficient fulness at the top to curve fashionably over the shoulders and the wrists are trimmed with round cuff-facings of Astrakhan. At the neck is a deep, rolling collar, to accommodate the tapering ends of which the fronts are cut away at the top. The collar is of Astrakhan, and included in its seam is a cape which extends some distance below the waist-line and is shaped by shoulder seams and by cross-seams on the shoulders that terminate in dart style at each end. The lower edges of the cross-seams are gathered to produce an arched effect above the shoulders, and the front edges of the cape fall evenly at each side of the closing. The lower edge of the cape is slashed to form moderately deep tabs or battlements, and the loose edges are bound with flat braid and further ornamented with a row of round braid, which follows the outline of the cape and is arranged in a trefol design above the top of each slash.

The cloak is very picturesque in appearance and will develop attractively in faced cloth, Bedford cord, camel's-hair, serge, jacquard and medium and heavy weight cloakings of all kinds. All shades of tan, mode, beige and wood-brown cloth will make up beautifully in this way, and soutache or metallic braid or braiding, gimp or galloon may be applied in any preferred way for decoration. For Midwinter wear, fur may be used for trimming.

We have pattern No. 4233 in eight sizes for girls from five to twelve years of age. In the combination shown for a girl of eight years, the cloak requires two yards and a-fourth of cloth fifty-four inches wide, and three-eighths of a yard of Astrakhan fifty-four inches wide. Of one material, it needs five yards and seven-eighths twenty-two inches wide, or two yards and seven-eighths forty-four inches wide, or two yards and three-eighths fifty-four inches wide. Price of pattern, 1s. 3d. or 30 cents.



MISSSES' BLOUSE, WITH FITTED BODY-LINING. (COPYRIGHT.)


(For Description see Page 515.)

GIRLS' CLOAK

(For Illustrations see Page 512.)

No. 4233.—Another illustration of this cloak may be seen at figure No. 532 R in this magazine, where it is represented made of cloth and velvet and finished with machine-stitching and embroidered arrow-heads.

The cloak is here shown stylishly developed in fawn-colored cloth and black Astrakhan, black braid providing handsome decoration. The rather short body is adjusted by under-arm and side-back gores and a curving center seam, and the fronts are widened to lap in double-breasted style. The skirt, which is joined to the body, is arranged without fulness at the center of the front; it is gathered at the sides to fall with pretty fulness, and at the center of the back two broad box-plaits are well pressed in their folds to the edge. Included in the under-arm seams are belt sections, the pointed ends of which are lapped at the center of the back and fastened under a button. The front and lower edges of the skirt are finished with hems, and the closing is made in double-breasted fashion to a little below the waist-line with button-holes and buttons. The coat sleeves are made with



MISSSES' BLOUSE-WAIST, WITH FITTED LINING. (COPYRIGHT.)

(For Description see Page 515.)

MISSSES' BASQUE (PERFORATED FOR ROUND, SQUARE AND POINTED NECK, AND WITH FULL-LENGTH AND PUFFED SLEEVES).

(For Illustrations see Page 513.)

No. 4202.—At figure No. 524 R in this magazine this basque may be seen made of white crêpe de Chine and trimmed with chiffon. In this instance dress goods were used in the making. The basque presents a pointed lower outline and is closely fitted by single bust darts and under-arm and side-back gores, the back edges being closed with buttons and button-holes. The neck is fashioned high and finished with a standing collar, but may be cut in low round, square or V shape both back and front, as illustrated, according to perforations in the pattern. Two styles of sleeves are furnished in the pattern and each is made over a smooth lining. The long sleeve rises high and full on the shoulders and fits closely below the elbow. The short sleeve is pretty for the low-necked waist; it is gathered at the upper and lower edges, the top rising high and full above the shoulders, and the lower edge is finished with a band.

This pretty basque may be made up for party or street wear and developed in cashmere, camel's-hair, crêpon and other fashionable woollens either matching or contrasting with the skirt.

Braid, passementerie, outlining, etc., are stylish trimmings. A pretty, high-necked waist may be fashioned from mixed wool goods and trimmed with narrow outline braid applied on the seams and darts and across the waist in bodice outline. A dainty evening waist may be made of pale-blue China silk and white chiffon, which may be used for the sleeves; and frills of white embroidered chiffon may fall from the neck and sleeve edges.

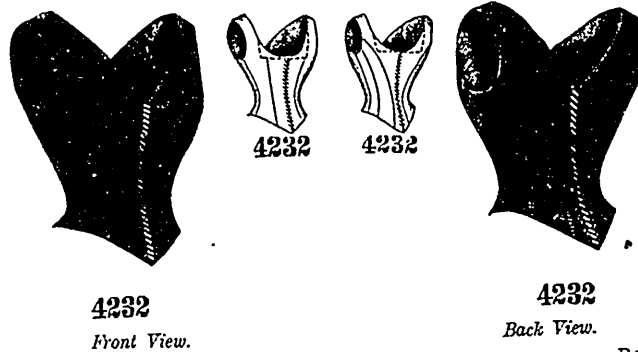
We have pattern No. 4202 in seven sizes for misses from ten to sixteen years of age. To make the basque for a miss of twelve years, requires two yards and seven-eighths of material twenty-two inches wide, or a yard and a-fourth forty-four inches wide. Price of pattern, 1s. or 25 cents.

MISSES' BLOUSE, WITH FITTED BODY-LINING.

(For Illustrations see Page 514.)

No. 4204.—Figured China silk is pictured in this comfortable blouse at figure No. 526 R in this DELINEATOR, fancy cord providing the trimming.

Dress goods and velvet are here combined in the stylish blouse. It is made over a short lining, that is fitted by single bust darts, under-arm and side-back gores and a curving center seam. The upper part of the blouse consists of a round yoke, and to its lower edge are joined full lower-ports, which are extended to meet in short seams on the shoulders, the fulness being collected in gathers for a short distance at each side of the center both back and front. The closing is made invisibly down the center of the front. A belt having pointed ends encircles the waist, the ends being crossed in front and fastened with pins. The lower edge of the blouse is hemmed, and the portion below the belt may be worn over or beneath the top of its accompanying skirt, as preferred. The collar rolls fashionably high and flares in points in front. The shirt



4232 Front View. 4232 Back View.
MISSES' PEASANT WAIST, WITH POINTED NECK (PERFORATED FOR ROUND AND SQUARE NECK). (COPYRIGHT.)
(For Description see Page 516.)

MISSES' BELTED BLOUSE, WITH FITTED LINING.

(For Illustrations see Page 513.)

No. 4226.—By referring to figure No. 531 R in this DELINEATOR, this dainty blouse may be seen made of gray Surah and trimmed with chiffon ruffling and steel passementerie.


In this instance cashmere was used for the blouse, and passementerie provides the garniture. The full front is made over lining fronts that are fitted by single bust darts and closed at the center with buttons and button-holes; it is shirred across the center, once at the neck and twice at the waist-line, the shirrings being tacked to the lining; and the closing is invisibly made along the left shoulder and under-arm seams. The back is made over a lining that is fitted by under-arm and side-back gores and a curving center seam, the fulness being confined by two rows of shirring made at the center of the waist-line. The lower edge of the blouse is gathered and joined underneath to the lining, to present a puff effect. At the neck is a standing collar, that is overlaid with passementerie and closed at the left side. The full, high-shouldered sleeves are made over coat-shaped linings, over which they droop at cuff depth above the wrist edges, the exposed portions of the linings being faced with the material and trimmed with passementerie. About the waist is worn a belt covered with passementerie, a row of which also encircles each arm's-eye.

A blouse of this kind may be made to match or contrast with its accompanying skirt. Surah, China silk, gloriosa, Henrietta, camel's-hair, foulé and other fashionable woollens are available for the mode, and braid, galloon and fancy gimp are stylish trimmings. A pretty blouse for house wear may be made of pale-blue camelette and dark-blue velvet, the latter being used for the collar, belt and cuff facings. Another dainty blouse, designed to accompany a

navy-blue serge skirt, may be fashioned from tan and navy-blue serge, the latter being used for the collar, belt and cuff facing. A bias band of the navy-blue goods may also encircle each arm's-eye. We have pattern No. 4226 in seven sizes for misses from ten to sixteen years of age. To make the blouse for a miss of twelve years, needs three yards and seven-eighths of material twenty-two inches wide, or two yards and seven-eighths twenty-seven inches wide, or two yards forty-four inches wide. Price of pattern, 1s. or 25 cents.

sleeves are stylishly full and are each gathered to a deep wristband. The blouse may be developed in flannel, cashmere, serge, camel's-hair, Surah, etc. A single fabric may be made up if desired, but a combination is usually preferred. Velvet and silk or dress goods, or two fabrics contrasting in color are in order, and trimming need not be used unless desired. A pretty blouse, intended for wear with a navy-blue serge skirt, is fashioned from red cashmere, and trimmed with narrow blue soutache braid applied in double rows on the yoke, collar, belt and wristbands. Rows of fancy stitching done with colored silk will prove a dainty decoration.

We have pattern No. 4204 in seven sizes for misses from ten to sixteen years of age. To make the blouse for a miss of twelve years, requires a yard and seven-eighths of dress goods forty inches wide, with one yard of velvet twenty inches wide. Of one material, it needs four yards and a-fourth twenty-two inches wide, or three yards and a-half twenty-seven inches wide, or two yards and an-eighth forty-four inches wide. Price of pattern, 1s. or 25 cents.



4225 Front View. 4225 Back View.
GIRLS' APRON. (COPYRIGHT.)
(For Description see Page 516.)

MISSES' BLOUSE-WAIST, WITH FITTED LINING.

(For Illustrations see Page 514.)

No. 4223.—Charming effects are realized in this waist at figures Nos. 528 R and 529 R in this magazine.

In the present instance old-blue cashmere was selected for the waist, which is arranged upon a lining closely adjusted by single

bust darts, under-arm and side-back gores and a curving center seam and closed at the front with button-holes and buttons. The fronts of the waist close invisibly at the center and are disposed with pretty fulness by gathers at the top; the fulness on the shoulders is regulated by gathers at the arms'-eyes, and the fulness below the bust is drawn toward the center and collected at the waist-line in a short row of shirring at each side, which is tacked to the lining. The back is arranged to correspond with the front; it is drawn by gathers at the neck and arms'-eyes, and at the waist-

line the fulness is drawn becomingly to the figure by a short row of shirring, which is tacked to the lining. The full puff sleeves are arranged upon smooth, coat-shaped linings. They are gathered at the top to stand well above the shoulders, and the fulness below in each is drawn at some distance above the wrist by a shirring which nearly encircles the arm; the shirring is tacked to the lining, and below it the fulness droops with frill effect about the wrist. The linings may be cut away from beneath the frills, if desired; or the sleeves may be cut off below the shirrings and the exposed part of the lining faced with the material, as shown in the small engraving. The waist is provided with a stylishly high standing collar, which, however, may be omitted in favor of a drooping frill of the material. The garment may be worn under the skirt and the waist encircled by a belt, the pointed ends of which may be lapped and fastened with fancy pins; or it may be worn outside the skirt, and the ends of the belt may be crossed at the front, as pictured in the small view.

An attractive waist of this kind may be developed in China silk in any of the delicate shades of blue, pink or mauve. Striped and figured wash silk, cashmere, Surah and serge will also make up satisfactorily in this way, and gingham, percale and other fashionable fabrics of cotton texture are well adapted to the mode. A fine knife-plaiting of the material may fall in pretty jabot-folds down the center of the front, and frills of some becoming variety of lace may trim the neck and sleeves. A very stylish blouse may be made of navy-blue serge figured with white polka spots. A frill of the material may finish the neck and may fall in a cascade down the front to the belt.

We have pattern No. 4223 in seven sizes for misses from ten to sixteen years of age. To make the waist for a miss of twelve years, will require three yards and seven-eighths of material twenty-two inches wide, or two yards and seven-eighths thirty-six inches wide, or two yards and an-eighth forty-four inches wide. Price of pattern, 1s. or 25 cents.

MISSES' PEASANT WAIST, WITH POINTED NECK (PERFORATED FOR ROUND AND SQUARE NECK).

(For Illustrations see Page 515.)

No. 4232.—At figure No. 527 R in this magazine this waist forms part of a pretty toilette developed in rose-pink chiffon over pink silk and decorated with embroidered chiffon ruffling and flounces.

Black velvet was here chosen for the stylish waist, the super adjustment of which is accomplished by single bust darts, under-arm and side-back gores and a curving center seam. The closing is made at the front with silk lacing-cord drawn through eyelets, the closing edges being stiffened with round whalebones and one side provided with an underlap; and a closing is simulated at the back by cords laced over the center seam. The lower edge of the waist describes a well defined point at the center of the front and back, and the neck is cut in low V outline both front and back, but may be shaped in Pompadour or round outline, according to perforations in the pattern.

Velvet is most favored for waists of this kind, which will usually contrast decidedly with the costumes they accompany. A plain finish is desirable for the upper and lower edges, but, if preferred, a cording or piping may follow the edges.

We have pattern No. 4232 in seven sizes for misses from ten to sixteen years of age. To make the waist for a miss of twelve years, needs a yard and an-eighth of material twenty-two inches wide, or five-eighths of a yard forty-four inches wide. Price of pattern, 10d. or 20 cents.



4217

Side-Front View.




4217

Side-Back View.


MISSES' DRAPED BELL-SKIRT. (COPYRIGHT.)

(For Description see Page 517.)



4236

Side-Front View.



4236

Side-Back View.

MISSES' CIRCULAR BELL SKIRT. (COPYRIGHT.)

(For Description see Page 517.)

GIRLS' APRON.

(For Illustrations see Page 515.)

No. 4225.—At figure No. 535 R in this magazine this apron may be seen made of nainsook and embroidered edging.

The apron is dressy and simple and is here pictured made of white lawn. The skirt is finished at the lower edge with a hemstitched hem; the back edges are also hemmed, and the skirt is gathered at the top and joined to the waist, falling in natural folds to the edge. The waist is shaped by under-arm and short shoulder seams and is closed at the back with buttons and button-holes. The neck is cut in low, round outline both back and front, and the neck and arm's-eye edges are finished with hemstitched frills of the material.

Plaid, checked and striped: muslin, mull, nainsook, cambric, linen and other white goods will prettily develop aprons of this kind; and lace, embroidery, plain, and lace or embroidery trimmed ruffles, stitched bands, etc., will be suitable trimmings. A fine English nainsook apron may be decorated with drawn-work above the hem of the skirt and at the neck of the waist. Two rows of Swiss insertion may be placed above a ruffle of Swiss embroidery at the lower part of the skirt, and lengthwise rows of insertion may be arranged at the front and back of the waist, a ruffle falling from the neck and arm's-eye edges.

We have pattern No. 4225 in eight sizes for girls from five to twelve years of age. To make the apron for a girl of eight years, needs three yards and an-eighth of material twenty-seven inches wide, or two yards and an-eighth thirty-six inches wide. Price of pattern, 10d. or 20 cents.

MISSES' DRAPED BELL-SKIRT.

(For Illustrations see Page 516.)

No. 4217.—This skirt is differently represented at figures Nos. 529 R and 530 R in this DELINEATOR.

The skirt is of the bell variety and is an exceptionally popular mode. It is here pictured made of dress goods and is in one piece, with bias back edges that join in a center seam, above which a placket is made. It is arranged upon a four-gored foundation-skirt and is adjusted with stylish closeness at the fronts and sides by two darts at each side of the center. The back is disposed in fan-plaits that flare gracefully to the edge, and in front of the fan-plaits five forward-turning plaits at each side flare diagonally downward into pretty folds, which are held in place by tackings to a tape. The top of the skirt is finished with a belt.

All sorts of seasonable woollens are adaptable to the mode, and so are all varieties of cotton dress goods. The skirt may have a foot decoration consisting of parallel rows of braid or ribbon, or a plaiting, ruffle or ruching.

We have pattern No. 4217 in seven sizes for misses from ten to sixteen years of age. To make the skirt for a miss of twelve years, needs four yards of material twenty-two inches wide, or two yards forty-four inches wide, or a yard and three-fourths fifty inches wide. Price of pattern, 1s. 3d. or 30 cents.

MISSES' CIRCULAR BELL SKIRT.

(For Illustrations see Page 516.)

No. 4236.—At figure No. 527 R in this magazine this skirt forms part of a lovely toilette developed in rose *chiffon* over silk and trimmed with embroidered *chiffon* ruffling and flowers.

The skirt is here pictured made of striped chevrot. It is in circular bell style and has bias back edges joined in a center seam. The front and sides are adjusted with fashionable smoothness by three darts at each side, and the fulness is massed at the back in stylish fan-plaits that flare in characteristic fashion to the edge. A placket is made above the center seam and concealed by the plaits. The skirt has a foundation, which is fashioned in the ordinary four-gored style and has a placket at the left side-back seam; and the top of the skirt is finished with a belt.

All sorts of pretty woollens will make up attractively by the mode, which is especially well adapted to novelty suitings, checks, stripes and figured goods. If decoration be desired, a bias band of the material or of velvet, a plaiting or one or two ruffles of the

material, or parallel rows of soutache or Hercules braid may be added. A cord or piping of contrasting material may head a bias band, with very effective results. Several rows of machine-stitching will form a desirable completion.

We have pattern No. 4236 in seven sizes for misses from ten to sixteen years of age. To make the skirt for a miss of twelve years, needs three yards and seven-eighths of material twenty-two inches wide, or a yard and seven-eighths forty-four inches wide. Price of pattern, 1s. 3d. or 30 cents.


MISSES' CIRCULAR BELL SKIRT, SEWED TO A BODICE HAVING SUSPENDERS

(For Illustrations see this Page.)

No. 4242.—By referring to figure No. 528 R in this magazine, this skirt may be seen developed in *cripe de Chine* and trimmed with ribbon.

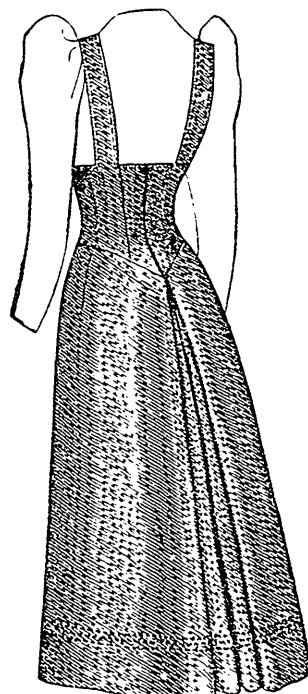
The skirt is here pictured made of mixed dress goods and finished with machine-stitching. It is of the circular bell order and has bias back edges that are joined in a center seam, above which a placket is made. The front and sides are rendered perfectly

smooth by three darts at each side of the center, and the fulness at the back is collected in fan-plaits that flare in characteristic fashion to the lower edge. The top of the skirt is shaped to accommodate a bodice, the lower edge of which is pointed at the center of the front and back. The bodice is adjusted by center-front and side-front seams and under-arm and side-back gores, and the closing is made at the center of the back with hooks and eyes, the left side being provided with an underlap, which is extended to form an underlap for the placket. The side-back gores are extended to form suspenders, which pass over the shoulders and are tacked underneath the top of the bodice just back of the side-front seams. The top of the bodice is finished with machine-stitching, which is continued along the edges of the suspenders.



4242

Front View.



4242

Back View.

MISSES' CIRCULAR BELL SKIRT, SEWED TO A BODICE HAVING SUSPENDERS. (COPYRIGHT.)

(For Description see this Page.)

The skirt is underfaced at the bottom, the top of the facing being held in place with three rows of stitching.

Skirts of this kind are stylishly worn with blouse-waists or shirt-waists of wash silk, China silk, Surah or any washable fabric. They may be made up in cloth, flannel, serge, tricot and various other fashionable woollens, and silk or mohair braid, stitching, etc., may be added for decoration in any preferred way.

We have pattern No. 4242 in seven sizes for misses from ten to sixteen years of age. For a miss of twelve years, the skirt requires four yards of material twenty-two inches wide, or two yards forty-four inches wide, or a yard and seven-eighths fifty inches wide. Price of pattern, 1s. 3d. or 30 cents.

MEASURING TAPES.—No dressmaker can afford to be without a tape-measure that is at once accurate and legible, for upon it, as much as upon any other implement she uses, depends the success of the garments she makes. On another page we publish an advertisement of tape measures which are manufactured expressly for us, and which we guarantee to be cheap, durable and of superior finish.

PATTERNS BY MAIL.—In ordering patterns by mail, either from this office or from any of our agencies, be careful to give your post-office address in full. When patterns are desired for ladies, the number and size of each should be carefully stated; when patterns for misses, girls, boys or little folks are needed, the number, size and age should be given in each instance.

Styles for Little Folks.

FIGURE No. 536 R.—CHILD'S APRON.

(For Illustration see this Page)

FIGURE No. 536 R.—This illustrates a Child's apron. The pattern, which is No. 4201 and costs 10d. or 20 cents, is in eight sizes for children from two to nine years of age, and may be seen developed in different material on page 520 of this publication.

The apron, which is wholly protective, is here shown made of pale-blue gingham. The body is shaped by shoulder and under-arm seams and joined to a circular skirt, which extends to the lower edge of the dress with which the garment is worn; and the closing is made at the back with button-holes and buttons. The coat sleeves have pretty fullness at the top, and each wrist is trimmed

The dress pattern, which is No. 4206 and costs 10d. or 20 cents, is in seven sizes for children from two to eight years of age, and is differently illustrated on page 519 of this magazine. The guimpe pattern, which is No. 3625 and costs 5d. or 10 cents, is in eleven sizes from two to twelve years of age, and may be seen again on its accompanying label.

The dress is here pictured developed in old-blue cashmere. The full, round skirt is trimmed above its deep hem with two rows of ribbon arranged in deep points; and the top of the skirt is shirred and joined to the body, which is shaped in low, round outline at the top. The body is adjusted by under-arm and short shoulder seams



FIGURE No. 536 R.

FIGURE No. 537 R.

FIGURE No. 538 R.

FIGURE No. 536 R.—CHILD'S APRON.—This illustrates Pattern No. 4201 (copyright), price 10d. or 20 cents. FIGURE No. 537 R.—CHILD'S TOILETTE.—This consists of Child's Dress No. 4206 (copyright), price 10d. or 20 cents; and Guimpe No. 3625 (copyright), price 5d. or 10 cents. FIGURE No. 538 R.—CHILD'S WRAPPER.—This illustrates Pattern No. 4205 (copyright), price 10d. or 20 cents.

(For Descriptions see Pages 518 and 519.)

with a row of white washable braid, above which a coiled row of similar braid is arranged. The standing collar that completes the neck is ornamented with a plain row of braid; below the collar a coiled row is applied; and the lower edge of the apron is ornamented to correspond with the sleeves.

Aprons of this kind may be developed in a variety of fabrics, among them being checked and striped gingham, cross-barred muslin, percale and cambric. Embroidered bands, feather-stitching and braid will supply tasteful decoration.

FIGURE No. 537 R.—CHILD'S TOILETTE.

(For Illustration see this Page.)

FIGURE No. 537 R.—This consists of a Child's dress and guimpe.

and has a smooth front and back of lining. Graceful fullness at the center of the front is confined by gathers at the top and by four short rows of shirrings at the bottom; and the backs are arranged to correspond with the front and are closed invisibly at the center. The short puff sleeves are gathered at the top and bottom and are arranged upon smooth linings. Each sleeve is ornamented with a drooping frill of embroidered *chiffon* ruffling, above which it is encircled by a band of ribbon that terminates beneath a full rosette-bow of ribbon placed at the back of the arm. A frill of *chiffon* falls with picturesque effect from the low neck, and a full rosette-bow of ribbon decorates the front at each side of the shirring.

The guimpe is made of white India silk. Its full, seamless yoke is arranged over a plain front and back that are joined in shoulder and under-arm seams; and the closing is made at the back. The shirt sleeves are gathered at the top and bottom and are finished

with wristbands; and a close-fitting standing collar completes the neck. The guimpe is drawn closely to the figure at the waist-line by a tape or elastic inserted in a casing. The dress will make up prettily in plain or figured Surah or India silk, and with especially dainty results in old-rose, réséda, champagne-pink or china-blue cashmere, serge or merino; and feather-stitching, velvet ribbon, lace or embroidery may be added in any preferred way for garniture. All sorts of sheer cotton fabrics, as well as wash and China silk, are appropriate for the guimpe, and lace or embroidery may trim the neck and sleeves.

edges are finished with hems, and the coat is closed with button-holes and buttons at the center of the front. The puff sleeves are gathered at the top and bottom, and the smooth linings over which they are made are exposed to deep cuff depth at the wrists and finished with cuff facings of the material ornamented with several rows of machine-stitching. The cape, which falls with pretty fullness, extends to the fashionable depth and has a full lower-portion that is gathered at the top and joined to a round, seamless yoke. The front and lower edges of the cape are finished with hems, and the yoke is ornamented with numerous rows of machine-stitching. At the neck is a moderately high standing collar, the ends of which are prettily rounded.

FIGURE No. 538 R.—CHILD'S WRAPPER.
(For Illustration see Page 518.)

FIGURE No. 538 R.—This illustrates a Child's wrapper. The pattern, which is No. 4205 and costs 10d. or 20 cents, is in eight sizes for children from one-half to seven years of age, and is shown in two views on page 520 of this DELINEATOR. In the present instance the wrapper is represented made of figured flannel and daintily trimmed with feather stitching. Under-arm and short shoulder seams adjust the full lower-portion of the wrapper, which falls in pretty folds from gathers at the top, where it is joined to a circular yoke. The yoke is shaped by shoulder seams and buttons and button-holes perform the closing, which is made to a desirable depth at the center of the front, the right side being finished with an overlap that is pointed at the bottom. The lower edge of the wrapper is finished with a deep hem held in place by a row of feather-stitching, and similar stitching decorates the lower edge of the yoke and also the edge of the rolling collar that completes the neck. The full skirt sleeves are gathered at the top and bottom and are finished with wristbands that are decorated to accord with the remainder of the wrapper.



FIGURE No. 539 R.—CHILD'S OUTDOOR TOILETTE.—
This consists of Child's Coat No. 4244 (copyright), price 10d. or 20 cents; and Cap No. 4245 (copyright), price 5d. or 10 cents.
(For Description see this Page.)

The cap is made of cloth and is fashioned after the manner of the Tam O' Shanter modes. It has a full crown, which is gathered at the top and joined to a small circular section; and the lower edge of the crown is also gathered and sewed to a band. The band is covered with a shirred section of cloth, and the cap is lined throughout. The cap is bent at the front to suit the wearer, and ostrich tips are tacked to droop jauntily forward.

The coat may be developed in any desirable variety of cloaking, serge, camel's-hair and toulé being especially stylish; and velvet may be associated with any of these fabrics, being effectively employed for the yoke and cuff facings. Velvet or cloth or a combination of these materials may be employed for the cap, and a stiff quill or pompon may contribute the decoration.

CHILD'S DRESS. (TO BE WORN WITH A GUIMPE.)
(For Illustrations see this Page.)

No. 4206.—This dress is shown made up in old-blue cashmere and trimmed with ribbon and embroidered chiffon ruffling at figure No. 537 R in this DELINEATOR. Cashmere was here used for the dainty little dress, and white lace in two widths forms the trimming. The full, round skirt is deeply hemmed at the bottom and shirred twice at the top, where a placket opening being finished at

Attractive wrappers for little women may be developed in rose-pink, baby-blue and Jacqueminot-red eider-down flannel, and also in figured or spotted French flannel, cashmere and challis. The yoke may be of velvet in the same or a contrasting color, or it may be all-over braided with soutache or metallic braid. The mode will develop satisfactorily in washable goods, such as gingham, percale, barred muslin, etc.



4206

Front View.

CHILD'S DRESS. (TO BE WORN WITH A GUIMPE.) (COPYRIGHT.)
(For Description see this Page.)

FIGURE No. 539 R.—CHILD'S OUTDOOR TOILETTE.
(For Illustration see this Page.)

FIGURE No. 539 R.—This consists of a Child's coat and cap. The coat pattern, which is No. 4244 and costs 10d. or 20 cents, is in six sizes for children from one-half to five years of age, and is differently represented on page 520. The cap pattern, which is No. 4245 and costs 5d. or 10 cents, is in seven sizes from six to seven and a-half, hat sizes, or from nineteen inches and a-fourth to twenty-three inches and three-fourths, head measure, and may be seen again on page 501.

Fawn-colored cloth was here used for the coat, with machine-stitching for a finish. The coat has a short body shaped by under-arm seams and a center seam; and to the lower edge of the body the full, round skirt is joined. The skirt falls in natural folds from gathers at the top, its front and lower

is deeply hemmed at the bottom and shirred twice at the top, where a placket opening being finished at the center of the back. The waist is made over a smooth lining, is shaped by under-arm and shoulder seams and is closed invisibly at the back. The neck is cut out in low, round outline, and the fulness is confined at the center of the front and at each side of the closing at the back by a single row of gathers at the top and four rows of shirring at the lower part. A narrow frill of lace edges the neck and forms a heading for a deep frill which falls prettily over the top of the waist. The short puff sleeves are made over smooth linings and are gathered at the upper and lower edges, and a frill of deep lace falls over the arm from the lower edge of each.

Surah, serge, camel's-hair, crépon and other soft woollens will develop the mode prettily, and lace, embroidery, ribbon, fancy stitching, etc., will supply effective garniture. A guimpe of China silk, nainsook or lawn, trimmed with lace or embroidery, may be worn with either a silk or a woollen dress of this kind. A dainty little dress may be made of Nile-green camelette and decorated with fancy stitching done with white embroidery silk,



4206

Back View.

CHILD'S DRESS. (TO BE WORN WITH A GUIMPE.) (COPYRIGHT.)
(For Description see this Page.)

the stitching being wrought in rows on both skirt and waist. The guimpe accompanying this dress may be of white India silk and may be decorated with white silk stitching, and narrow frills of Valenciennes lace at the neck and wrists.

We have pattern No. 4206 in seven sizes for children from two to eight years of age. To make the dress for a child of five years, will need four yards of material twenty-two inches wide, or three yards and a-fourth twenty-seven inches wide, or two yards forty-four inches wide. Price of pattern, 10d. or 20 cents.

CHILD'S WRAPPER, WITH CIRCULAR YOKE.

(For Illustrations see this Page.)

No. 4205.—This wrapper is shown made of figured flannel at figure No. 538 R in this DELINEATOR, fancy stitching providing the decoration.

Garnet flannel was here used in the construction of the wrapper, with narrow green braid for trimmings. The upper part is a round yoke that is shaped by shoulder seams, and to its lower edge are joined full lower-ports, which are extended to meet in short seams on the shoulders and join in curved seams under the arms. The fulness is drawn toward the center and disposed in gathers at the upper edge at each side of the center of the back and for a short distance at each side of the closing. The front is slashed at the center to some distance below the waistline for the closing, a lap shaped to form a point at the bottom being applied to the right edge of the opening, and the closing being made through the lap with buttons and button-holes. Two rows of braid trim the edges of the lap and follow the lower outline of the yoke. A round patch-pocket decorated at the top with two rows of braid is placed on the left front at the hip. The shirt sleeves are gathered to narrow wristbands, which are trimmed at the top and bottom with two rows of braid. At the neck is a rolling collar, which has rounding ends and is trimmed with two rows of braid.

Cashmere, challis, serge, foulé, camel's-hair, etc., are adaptable to the mode, and braid, ribbon, embroidery and gimp are suitable trimmings. A dressy little wrapper may be made of maroon China silk and decorated with fancy stitching. An appropriate wrapper for a little convalescent may be made of light-blue and white Jersey flannel and dark-blue velvet, the velvet being used for the collar and wristbands; and a bow of light-blue ribbon may be adjusted at the neck. Another comfortable wrapper may be fashioned from pale-blue eider-down flannel, and decorated with fancy stitching.

We have pattern No. 4205 in eight sizes for children from one-half to seven years of age. To make the wrapper for a child of five years, requires four yards and a-half of material twenty-two inches wide, or three yards and three-fourths twenty-seven inches wide, or two yards and a-half forty-four inches wide. Price of pattern, 10d. or 20 cents.



4205

Front View.



4205

Back View.

CHILD'S WRAPPER, WITH CIRCULAR YOKE. (COPYRIGHT.)

(For Description see this Page.)



4244

Front View.




4244

Back View.


CHILD'S COAT. (COPYRIGHT.)

(For Description see this Page.)



4201

Front View.



4201

Back View.

CHILD'S APRON, WITH CIRCULAR SKIRT. (COPYRIGHT.)

(For Description see this Page.)

CHILD'S COAT.

(For Illustrations see this Page.)

No. 4244.—Another illustration of this coat is given at figure No. 539 R, the material being cloth and the finish machine-stitching. Résséda camel's-hair and velvet are here tastefully united in the coat, and feather-stitching and satin pipings contribute the decoration. The coat has a full, round skirt, the front and lower edges of which are finished with hems held in place by feather-stitching; and the top of the skirt is gathered and joined to a short body adjusted by under-arm seams and a center seam and closed at the front with button-holes and buttons. The sleeves are of the puff variety; they are gathered at the top and bottom, and the smooth linings upon which they are arranged are exposed to cuff depth at the wrists and finished with cuff facings of velvet piped at the top with satin. The front and lower edges of the cape are finished with hems held in place with feather-stitching, and the top is gathered and sewed to a shallow, round yoke of velvet. A piping of satin is inserted in the joining of the cape and yoke, and the top of the yoke is included in the seam with a moderately high standing collar of velvet, the ends of which are prettily rounded. The loose edges of the collar are piped with satin, and the coat is lined with silk.

A picturesque garment of this kind may be developed in Surah, Bengaline, serge, Bedford cord, Henrietta cloth, flannel or any other reasonable cloaking fabric. Combinations of shades and textures are particularly pretty, but, if preferred, a single fabric may be used throughout. Soutache or metallic braiding, gimp, galloon, handsome embroidery, etc., may decorate the yoke and cuff facings. A coat of mode Bengaline may be decorated with narrow brown silk gimp.

We have pattern No. 4244 in six sizes for children from one-half to five years of age. In the combination shown for a child of three years, the coat requires two yards and a-half of camel's-hair forty inches wide, with half a yard of velvet twenty inches wide, and a yard and a-half of silk twenty inches wide to line. Of one material, it needs four yards and three-fourths twenty-two inches wide, or two yards and a-half forty-four inches wide, or two yards fifty-four inches wide. Price of pattern, 10d. or 20 cents.

CHILD'S APRON, WITH CIRCULAR SKIRT.

(For Illustrations see this Page.)

No. 4201.—Pale-blue gingham is pictured in this apron at figure No. 536 R in this magazine, with white wash braid for trimming. In this instance figured calico was used for making the apron. The skirt is in circular shape and is finished at its lower and back edges with hems. It is joined plainly to the high-necked waist, which is shaped by under-arm and shoulder seams and closed at the

back with button-holes and pearl buttons. A narrow standing collar is at the neck; and the sleeves are in coat-sleeve style and gathered to rise prettily on the shoulders.

An apron of this kind will protect the dress worn beneath it, or it may be worn during play hours instead of a dress. Gingham, seersucker, pongee, cambric, lawn, etc., are available fabrics, and lace, embroidery and fancy stitching may be used for decoration. A dressy apron may be made of figured white muslin and trimmed with Hamburg insertion and edging. For school wear an apron of

black alpaca will prove very serviceable. Four rows of fancy-stitching done with yellow embroidery silk may be wrought above the hem of the skirt and above the wrist edges of the sleeves, and two rows of similar stitching may decorate the collar.

We have pattern No. 4201 in eight sizes for children from two to nine years of age. Of one material for a child of five years, the apron requires two yards and three-eighths twenty-seven inches wide, or a yard and five-eighths thirty-six inches wide. Price of pattern, 10d. or 20 cents.

Styles for Boys.

FIGURES NOS. 540 R AND 541 R.—BOYS' OUTDOOR GARMENTS.

(For Illustrations see this Page.)

FIGURE No. 540 R.—This consists of a Boys' Ulster coat and polo cap. The coat pattern, which is No. 4222 and costs 1s. 3d. or 30 cents, is in fourteen sizes for boys from three to sixteen years of age, and is shown in three views on page 522 of this magazine. The cap pattern, which is No. 3167 and costs 5d. or 10 cents, is in six sizes from six and a-fourth to seven and a-half, hat sizes, and is differently pictured on its accompanying label.

The garments are here shown developed in gray Astrakhan cloth,

and machine-stitching provides the finish. The coat is comfortably long and is nicely conformed to the figure by side seams, and a center seam that terminates at some distance above the lower edge at the top of coat-laps, which are closed invisibly with buttons and button-holes in a fly. The fronts lap in double-breasted fashion and are closed to the throat with button-holes and buttons. The storm collar, which meets the fronts in notches and may be worn standing or rolled, is here shown worn in standing style to protect the ears. A pointed strap connects the ends of the collar with buttons and button-holes. Its edges are finished with machine-stitching, and the front and lower edges of the coat are similarly completed. A double row of stitching outlines around cuff upon each coat sleeve, and the curved pocket-openings, through which the hands are thrust for protection in severe weather, are each outlined with a single row of stitching. The pocket-laps concealing the openings to side pockets are finished with machine-stitching, and a change pocket inserted in the under side of the left sleeve at the wrist is provided with a lap. The coat is lined with fancy light-weight cheviot.

The cap has a circular crown, which is interlined with canvas and is joined to the straight side. The cap is lined with silk and finished with machine-stitching.

The coat will develop comfortably for the severest weather in blue or black chinchilla, beaver, melton, kersey, frieze, elysian

and plain or plaid worsteds; and for the intermediate season there are various coatings of lighter weight that will make up with equal satisfaction.

Machine-stitching provides the accepted mode of completion, and, if desired, Astrakhan may be employed for collar and cuff facings. Cloth of any preferred variety may be used for the cap.



FIGURE No. 540 R.



FIGURE No. 541 R.

FIGURE No. 540 R.—BOYS' OUTDOOR GARMENTS.—This consists of Boys' Ulster Coat No. 4222, price 1s. 3d. or 30 cents; and Cap No. 3167 (copyright), price 5d. or 10 cents. FIGURE No. 541 R.—BOYS' OUTDOOR GARMENTS.—This consists of Boys' Ulster Coat No. 4222, price 1s. 3d. or 30 cents; and Cap No. 2175, price 5d. or 10 cents.

(For Descriptions see this Page.)

FIGURE No. 541 R.

—This consists of a Boys' Ulster coat and cap. The coat pattern, which is No. 4222 and costs 1s. 3d. or 30 cents, is in fourteen sizes for boys from three to sixteen years of age, and is shown in different material on page 522 of this magazine. The cap pattern, which is No. 2175 and costs 5d. or 10 cents, is in seven sizes from six to seven and a-half, hat sizes, or from nineteen inches and a-fourth to twenty-three inches and three-fourths, head measures, and may be seen again on its accompanying label.

The coat, which is here shown made of black moutonné, is illustrated and fully described at figure No. 540 R. In this instance the collar is turned down, and the fronts are reversed in broad lapels. All the edges of the coat are finished with machine-stitching.

The cap is made of cloth. Its crown is composed of six triangular sections that meet in a point at the top; and to the lower edge an ear-lap is joined at each side. The ear-laps are provided with narrow ribbon ties, which are bowed under the chin or upon the top of the cap, according to the manner in which the laps are worn. A peak or visor joins the cap both back and front; the edges of the peaks and ear-laps are neatly finished with machine-stitching, and a lining of soft silk or satin, either quilted or plain, completes the stylish cap.

The cap may be of any preferred variety of cloth, and it may match or contrast with the coat, as preferred.

BOYS' ULSTER COAT, WITH WIDE COLLAR.

(For Illustrations see this Page.)

No. 4222.—This coat may be seen with the collar standing and rolled at figures Nos. 540 R and 541 R in this magazine.

The coat is here pictured made of black chinchilla. It is shaped by side seams, and a center seam that terminates near the lower edge at the top of coat-laps, which are closed invisibly with buttons and button-holes in a fly. The fronts lap widely and may be reversed in broad lapels or be closed to the throat with button-holes and bone buttons in double-breasted fashion. A button-hole is worked in the top of the right lapel. The broad storm-collar meets the lapels in notches and may be worn turned down or standing, as shown in the engravings. When the collar is worn standing the ends are connected by a pointed strap; a button-hole is worked in each end of the strap and passed over a corresponding button sewed to the collar. The coat sleeves are comfortably wide; a

deep, round cuff is outlined upon each wrist with two rows of machine-stitching, and two rows of stitching finish all the edges of the coat. Curved pocket-openings made in the upper part of the fronts are outlined with two rows of stitching, and pocket-laps that cover the openings to side pockets are finished to correspond, their front edges being rounded. A small change pocket inserted in the under part of the left sleeve at the wrist is provided with a lap.

Among the most popular materials for developing coats of this kind are melton, beaver, kersey, plaid worsteds, moutonné, elysian and frieze. One or two rows of machine-stitching may contribute the finish, and, if liked, collar and cuff facings of Astrakhan or other fur may be added.

We have pattern No. 4222 in fourteen sizes for boys from three to sixteen years of age. To make the coat for a boy of eleven years, requires three yards and three-fourths of material twenty-seven inches wide, or a yard and seven-eighths fifty-four inches wide. Price of pattern, 1s. 3d. or 30 cents.

Styles for Dolls.

FIGURE No. 542 R.—LADY DOLLS' VISITING TOILETTE.

(For Illustration see Page 523.)

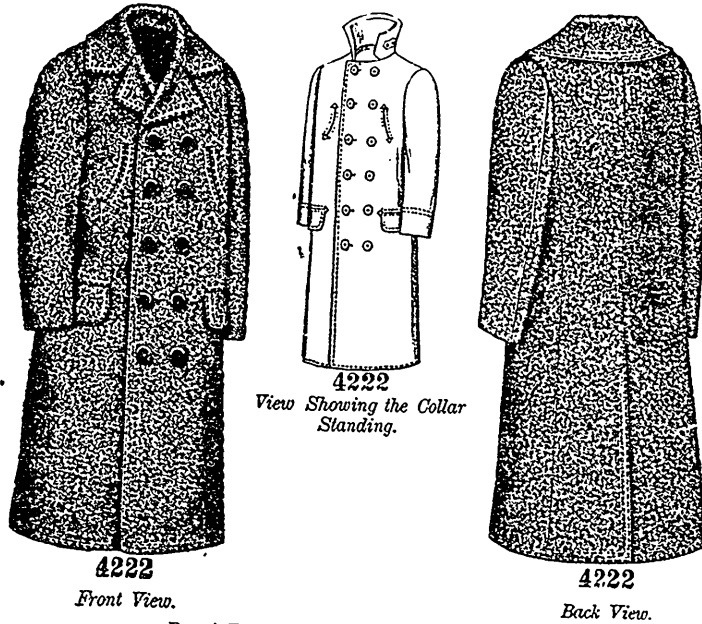
FIGURE No. 542 R.—This consists of a Lady Dolls' costume and

cape. The Set, which is No. 145 and costs 10d. or 20 cents, is in seven sizes for lady dolls from twelve to twenty-four inches in height, and is shown again on page 523 of this DELINEATOR.

In the present instance the costume is pictured developed in gray Bengaline and dahlia velvet. The skirt is of the fashionable bell variety and has bias back edges joined in a center seam, over which fan-plaits are skilfully arranged. The front and sides of the skirt hang smoothly over the four-gored foundation-skirt, and its lower edge is

decorated with a row of dahlia-colored braid passementerie. The stylish coat-basque is adjusted by single bust darts, under-arm and side-back gores and a curving center seam, the under-arm and side-back seams being discontinued below the waist-line to form fashionable tabs or battlements. The fronts are cut away between the darts in the outline of a short, pointed vest, and a facing of velvet is applied to still further simulate a vest, at each side of which is applied a row of braid passementerie that is continued below the shorter portions of the fronts and on all the edges of the tabs. The coat sleeves rise with pretty fullness at the top, and the standing collar is made of velvet.

The hat is a stylish shape in fine felt and is trimmed with ribbon and an aigrette.



4222
Front View.

4222
View Showing the Collar Standing.

4222
Back View.

BOYS' ULSTER COAT, WITH WIDE COLLAR.

(For Description see this Page.)

rough coating is here pictured in the coat. The coat is comfortably adjusted by side-back gores, and a curving center seam that terminates below the waist-line above long coat-laps; and coat-plaits are arranged at the side-back seams. The fronts lap widely and are closed in double-breasted fashion with button-holes and buttons. The rolling collar is covered with beaver fur, and similar fur is applied to the wrists of the shapely coat sleeves, and also to the lower edge of the coat.

The cap, which is made of velvet, consists of a front, and a small circular crown to which the gathered edge of the front is joined, the back edges of the front being joined in a short seam at the center of the back. The edges of the cap are decorated with fur, and ribbon ties are prettily bowed beneath the chin.

The muff, which is made of the same kind of material as the coat, consists of a single section that is joined in a seam at the top. The muff is lined with silk and interlined with wadding; it is ornamented with a band of fur and is suspended from the neck by a ribbon; and an opening made in the seam provides a receptacle for the handkerchief.

FIGURE No. 543 R.—GIRL DOLLS' OUT-DOOR TOILETTE.

(For Illustration see Page 524.)

FIGURE No. 543 R.—This consists of a Girl Dolls' coat, cap and muff. The Set, which is No. 146 and costs 10d. or 20 cents, is in seven sizes for girl dolls from twelve to twenty-four inches in height, and is differently portrayed on page 523 of this magazine.

Navy-blue

Velvet, plush and all sorts of seasonable woollens are suitable for these garments, and Astrakhan cloth may be used for the muff, with especially good effect. Plaid or checked cheviot will make a stylish coat, and for decoration all varieties of fur, braid, machine-stitching, etc., may be applied in any pretty way preferred.

and the skirt is decorated near the lower edge with a row of gold braid. The top of the skirt is finished with a belt.

The fashionable basque extends to three-quarter depth at the back and sides. It is accurately adjusted by single bust darts, under-arm and side-back gores and a curving center seam, and the under-arm and side-back seams are discontinued below the waist-line to form a series of tabs or battlements. The fronts are cut away below the darts and shaped in pointed outline at the bottom, and the closing is made invisibly at the center. The coat sleeves are made with pretty fullness at the top, the wrists are trimmed with braid, and similar braid decorates the standing collar. The tabs are outlined with braid, which is also continued over the darts and above them to the shoulder to simulate a vest; and sections of similar braid applied to the front meet in points at the center.

The cape, which is made of cloth, is shaped by a center seam, shoulder seams and cross-seams on the shoulders; and the lower edges of the cross-seams are gathered to stand in stylishly high curves. The fronts are closed invisibly at the top and are cut away slightly to accommodate the becoming Medici collar. The cape is drawn in prettily to the figure at the back by a belt-tie tacked underneath.

The costume will develop attractively in all sorts of silken and woollen dress goods, and combinations of materials will not be inappropriate. Flannel, cloth, serge, cheviot, and camel's-hair, home-spun or cashmere may be employed for the cape.

Set No. 145 is in seven sizes for lady dolls from twelve to twenty-four inches in height. For a lady doll twenty-two inches tall, the costume requires a yard and a-fourth of cashmere forty inches wide; while the cape calls for half a yard of cloth fifty-four inches wide. Price of Set, 10d. or 20 cents.

FIGURE No. 544 R.—BABY DOLLS' FIRST SHORT DRESS.

(For Illustration see Page 524.)

FIGURE No. 544 R.—This illustrates the dress of Baby Dolls' Set No. 147, which costs 10d. or 20 cents and also includes a sack and petticoat. The Set is in seven sizes for baby dolls from twelve to twenty-four inches in height, and may be again seen on page 524 of this DELINEATOR.

Sheer white nainsook is here pictured in the dainty dress, which has a short, tucked yoke shaped by shoulder and under-arm seams and closed at the back with button-holes and buttons. The full, round skirt is gathered at the top and falls in soft folds from the yoke, to which it is joined; and above its deep hem-facing a cluster of three tucks is arranged. The tucks in the skirt and yoke are not considered in the pattern and must be allowed for in cutting the dress. The full shirt-sleeves are gathered at the top and bottom and are finished with wristbands. The neck is ornamented with an upturning frill of narrow embroidered edging, and a drooping frill of similar edging decorates the lower edge of the yoke.

Plain or embroidered white nainsook, Swiss or fine sheer muslin will generally be used for baby dolls' dresses of this kind. The yoke may be made as elaborate as desired by applications of torchon, Italian or *point d'esprit* lace, embroidery or feather-stitched bands; and edging and insertion to match, or tucks may decorate the skirt.

LADY DOLLS' SET,

CONSISTING OF A COSTUME AND CAPE.

(For Illustrations see this Page.)

No. 145.—This Set is shown developed in different materials at figure No. 542 R in this DELINEATOR.

How fashionable Miss Dolly will appear when she dons this stylish costume during the Christmas holidays, and the cape will keep her so comfortable when she goes out to walk. The costume is here shown made of red cashmere and trimmed with gold braid. The skirt is the very stylish bell-skirt and has bias back edges joined in a center seam beneath fashionable fan-plaits that flare prettily to the edge. The fronts and sides hang smoothly over the foundation skirt, which is fashioned in the usual four-gored style;




FIGURE No. 543 R.—LADY DOLLS' VISITING TOILETTE.—This illustrates Lady Dolls' Set No. 145 (copyright), price 10d. or 20 cents.


(For Description see Page 522.)



Front View.



Front View.



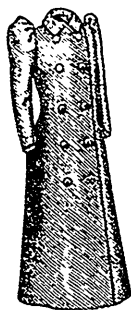
Back View.



Back View.

LADY DOLLS' SET NO. 145.—CONSISTING OF A COSTUME AND CAPE. (COPYRIGHT.)

(For Description see this Page.)



Front View.



Back View.

GIRL DOLLS' SET NO. 146.—CONSISTING OF A COAT, CAP AND MUFF. (COPYRIGHT.)

(For Description see this Page.)

GIRL DOLLS' SET,

CONSISTING OF A COAT, CAP AND MUFF.

(For Illustrations see this Page.)

No. 146.—At figure No. 543 R in this magazine

this Set is again represented.

As outdoor garments for the coldest Winter weather are necessary for a dolly as well as for her little mother, this Set will prove a valuable addition to her diminutive wardrobe. Tan-colored cloth was here chosen for the long coat, the stylish adjustment of which is accomplished by side-back gores, and a curving center seam that terminates below the waist-line above long coat-laps; and extra fullness allowed at the side-back seams is under-

folded in well pressed coat-plaits that are each marked at the top by a button. The loose fronts are closed in double-breasted fashion

with button-holes and buttons. The coat sleeves are made with pretty fullness at the top, and each wrist is encircled at deep cuff depth with a row of machine-stitching. At the neck is a rolling collar, the edges of which are finished with machine-stitching.

The cap, which is made of golden-brown velvet, consists of a front, and a circular roun to which the front is joined. The front is gathered across the back, and the ends are united in a short seam at the back. The edges of the cap are decorated with a frayed ruching of tan silk, and ribbon ties sewed to the front are prettily bowed beneath the chin.

The muff is made of velvet to correspond with the cap. It is in one section, the ends of which are joined in a seam at the top. The muff is interlined with wadding and lined with silk, and an opening made at the center of the seam provides a place for the handkerchief. The muff is suspended from the neck by a brown satin ribbon, and a bow of similar ribbon is tacked on the front.

These stylish garments are so very simple of construction that any little mother may easily have a number of coats and caps for her darling; and they may match or be in decided contrast with Miss Dolly's dress. The muff may be of velvet, plush, Astrakhan or cloth and a narrow band of fur may trim it.

Set No. 146 is in seven sizes for girl dolls from twelve to twenty-four inches in height. For a doll twenty-two inches tall, the coat calls for half a yard of cloth fifty-four inches wide; while for the cap and muff a-fourth of a yard of velvet twenty inches wide will be required. Price of Set, 10d. or 20 cents.



FIGURE NO. 543 R.—GIRL DOLLS' OUTDOOR TOILETTE.—This illustrates Girl Dolls' Set No. 146 (copyright), price 10d. or 20 cents.

(For Description see Page 522.)

of the collar are finished with a binding of baby-blue ribbon, the ends of which are tied in a dainty bow at the center of the front.

The petticoat is made of white muslin; it has a full, round skirt gathered at the top and joined to a low-necked, sleeveless body, which is adjusted by under-arm and shoulder seams and closed with button-holes and buttons at the back. The lower edge of the petticoat is trimmed with narrow embroidered edging, above which three clusters of tucks are arranged. The tucks must be allowed for in cutting, as no provision for them is made in the pattern.

The dress will develop prettily in any variety of white washable goods, and also in any soft silken or woollen fabric. Muslin will generally be employed for the petticoat, and flannel, merino, eider-down flannel, etc., may be used for the sack. Fancy stitching, ribbon, lace or embroidery may be applied to the sack in any pretty way.

Set No. 147 is in seven sizes for baby dolls from twelve to twenty-four inches in height. To make the dress for a baby doll twenty-two inches tall, will require a yard and an-eighth of hemstitched embroidered flouncing twenty-three inches and a-half wide. The petticoat calls for three-fourths of a yard of muslin thirty-six inches wide; while the sack needs three-eighths of a yard of cashmere thirty-six inches wide. Price of Set, 10d. or 20 cents.



FIGURE NO. 544 R.—BABY DOLLS' FIRST SHORT DRESS.—This illustrates the Dress in Baby Dolls' Set No. 147 (copyright), price 10d. or 20 cents.

(For Description see Page 523.)

FASHION ITEMS.

Collarettes of Russian bear-skin, with ends that reach nearly to the foot, are fashionably worn over plainly finished top-garments made of smooth cloakings.

There is a large demand just now for what are known as ladies' broadcloths, to be used later on for seasonable gowns.

A bodice that is pointed both front and back and edged with folds of inch-wide ribbon the color of the material is sometimes known as the Henry III.

Circulars or capes with bright linings will be fashionably worn over long redingotes or ulsters in very cold weather. Worn alone, they will serve as light wraps for mild days.

A half-long circular (shaped by abbreviating an ordinary circular pattern) has a prettily lined hood, and large pockets flatly applied on the inside, in which to carry slippers, fans, etc., with evening attire. A wide, bound strap of the material is sewed to the dart seam on each shoulder, and the straps are crossed behind at the waist-line. The collar may be rolled when not desired high about the ears.

A house-gown that opens slightly in a point at the throat is called a "demi-toilette"; and one that opens to a point both back and front is considered "evening dress," no matter how simple it may be in material and finish.

Shoulder shawls of bright plaid silk are offered for invalid wear in the house. They are two yards square, have a narrow ravelled fringe and are to be crossed with many wrinkles upon the breast and tied at the back.

Tartan silk mufflers will add to the comfort and becomingness of feminine attire during the Winter.

Linen skirt-foundations are of very recent introduction, but their popularity is assured. The material is manufactured expressly for the purpose and may be obtained in almost all fashionable colors. It is remarkable for both durability and flexibility.

BABY DOLLS' SET.

CONSISTING OF A FIRST SHORT DRESS, SACK AND PETTICOAT.
(For Illustrations see this Page.)

No. 147.—The dress included in this Set is shown again at figure No. 544 R in this DELINEATOR.

When Miss Dolly has outgrown her infant clothes she will require just such garments as are included in this Set. The dress is made of white hemstitched embroidered lawn flouncing. It has a short yoke adjusted by shoulder and short under-arm seams and closed at the back with button-holes and buttons; and from the lower edge of the yoke the full skirt falls in soft folds from gathers at the top. At the neck

is a standing-frill of embroidered edging, and a frill of similar edging follows the lower edge of the yoke. The little shirt-sleeves are gathered at the top and bottom and finished with narrow wristbands.

White cashmere was selected for the sack, which is prettily shaped by shoulder and under-arm seams and a center seam. The coat sleeves are gathered to rise prettily on the shoulders, and the wrists are cut in small scollops and button-hole stitched with baby-blue silk. The edges of the rolling collar are decorated to correspond with the wrists; the front and lower edges of the sack are similarly finished, and all the seams are decorated with feather-stitching done with baby-blue silk. The neck and the upper edge




Front View.



Front View.



Front View.



Back View.



Back View.



Back View.

BABY DOLLS' SET NO. 147.—CONSISTING OF A FIRST SHORT DRESS, SACK AND PETTICOAT.
(COPYRIGHT.)

(For Description see this Page.)

Illustrated Miscellany.

FASHIONABLE HATS.

(For Illustrations see Pages 525 and 526.)

Hats that match the gown or top garment are exceedingly fashionable this season, and they are richly decorated with bands and

cabochons of all colors and in all sorts of designs.

Feathers in every conceivable variety are used, Prince of Wales' plumes that stand high and erect and bend gracefully over at the top being seen on many dressy *chapeaux*. Aigrettes of every variety are seen and they rise out of feather or ribbon pompons or high loops.

Ribbons are very wide, and satin ribbon is again very much in vogue. Narrow ribbons are arranged in rosettes, which on children's hats are especially stylish.

FIGURE NO. 1.—YOUNG LADIES' HAT.—This jaunty hat belongs to the low-crowned sailor shapes; it is smoothly covered with black velvet, studded on top of the crown and on the brim with *cabochons* of graduated sizes.



FIGURE NO. 5.—LADIES' FELT HAT.

About the crown is a twist of velvet, and a full pompon from which rises an aigrette of *coq* feathers is placed at the right side near the front. A *bandeau* studded closely with *cabochons* is added, with stylish effect.

FIGURE NO. 2.—LADIES' HAT.—A stylish and dressy hat to wear with an all-gray or a black-and-gray gown is here illustrated. The shape is a flat, rolled high at the back and prettily dented in front. It is covered with a drapery of gray cloth all-over decorated with jet *cabochons* and Escorial em-



FIGURE NO. 2.—LADIES' HAT.



FIGURE NO. 1.—YOUNG LADIES' HAT.



FIGURE NO. 3.—LADIES' TURKISH TURBAN.



FIGURE NO. 4.—LADIES' VELVET HAT.



FIGURE NO. 7.—YOUNG LADIES' ROUND FELT HAT.

(For Descriptions of Figures Nos. 1, 2, 3, 4, 5, 6 and 7, see "Fashionable Hats," on Pages 525 and 526.)

broidery. The brim is underlaid with plaited black lace edging, and at the front near the edge is placed a short feather pompon. A full trimming of wide satin ribbon loops and a full feather pompon and aigrette are at the back, the pompon and aigrette imparting a high effect that is very stylish. A yellow and black hat of this style will make a very handsome accompaniment to an all-black gown.

FIGURE NO. 3

—LADIES' TURKISH TURBAN.—

A popular shape for young ladies is here illustrated, and in general appearance it closely resembles that of the real Turkish turban. The hat is of light-mode felt, and through the spaces in the brim is seen a thick roll of brown velvet. A twist of green velvet ornaments the brim; two full knots of the brown and green velvet are placed near the front, and from them rise a fine, brown aigrette. The combination is usually developed to match the toilette.

FIGURE NO. 4.

FIGURE NO. 4.

FIGURE NO. 4.

FIGURE NO. 4.

FIGURE NO. 4.

FIGURE NO. 4.

FIGURE NO. 4.

FIGURE NO. 4.

FIGURE NO. 4.

FIGURE NO. 4.

FIGURE NO. 4.

FIGURE NO. 4.

FIGURE NO. 4.

FIGURE NO. 4.

FIGURE NO. 4.

FIGURE NO. 4.

FIGURE NO. 4.

FIGURE NO. 4.

FIGURE NO. 4.

FIGURE NO. 4.

FIGURE NO. 4.

FIGURE NO. 4.

FIGURE NO. 4.

FIGURE NO. 4.

FIGURE NO. 4.

FIGURE NO. 4.

FIGURE NO. 4.

FIGURE NO. 4.

FIGURE NO. 4.

FIGURE NO. 4.

FIGURE NO. 4.

FIGURE NO. 4.

FIGURE NO. 4.

FIGURE NO. 4.

FIGURE NO. 4.

FIGURE NO. 4.

FIGURE NO. 4.

FIGURE NO. 4.

FIGURE NO. 4.

FIGURE NO. 4.

FIGURE NO. 4.

FIGURE NO. 4.

FIGURE NO. 4.

FIGURE NO. 4.

FIGURE NO. 4.

FIGURE NO. 4.

FIGURE NO. 4.

FIGURE NO. 4.

FIGURE NO. 4.

FIGURE NO. 4.

FIGURE NO. 4.

FIGURE NO. 4.

FIGURE NO. 4.

FIGURE NO. 4.

FIGURE NO. 4.

FIGURE NO. 4.

FIGURE NO. 4.

FIGURE NO. 4.

FIGURE NO. 4.

FIGURE NO. 4.

FIGURE NO. 4.

FIGURE NO. 4.

FIGURE NO. 4.

FIGURE NO. 4.

FIGURE NO. 4.

FIGURE NO. 4.

FIGURE NO. 4.

FIGURE NO. 4.

FIGURE NO. 4.

FIGURE NO. 4.

FIGURE NO. 4.

FIGURE NO. 4.

FIGURE NO. 4.

FIGURE NO. 4.

FIGURE NO. 4.

FIGURE NO. 4.

FIGURE NO. 4.

—LADIES' VELVET HAT.—This pretty hat has a high, pointed crown and a turban brim. The crown is draped with gray velvet, which is laid in rolled folds near the base, and the brim is covered with a gray feather band. A handsome spread wing is placed at the left side of the front. If a color contrast be desired, a row of gold lace may be carried across the front to mingle with the velvet, and also arranged to rise from the rolled folds at the base of the

crown, with rich effect. The hat would be handsome to wear with a gray gown trimmed with feather bands.




FIGURE NO. 5.—LADIES' FELT HAT.

large shape in fine Ceru felt is here portrayed. The brim is decorated in a pretty design with Kur-sheedt's Standard cabochons and is bent up at the back. A tied bow of bronze velvet is placed where the brim is rolled, and on the crown at the back bronze velvet is arranged in a very wide

Standard iridescent band is first applied, with very rich effect. A Prince of Wales' plume matching the velvet in color rises high at the back from the midst of a full rosette of dark-brown velvet.

This hat is one of the novelties of the season and may be reproduced in all colors.

FIGURE NO. 7.—YOUNG LADIES' ROUND FELT HAT.—A jaunty hat to wear with a tailor-made gown is here shown. It is of golden-brown felt, and has a narrowly rolled




FIGURE NO. 7.—YOUNG LADIES' ROUND FELT HAT.

loop that reaches far forward, an end that rises high above the crown, and smaller loops that fall toward the back; and resting on each side of the standing end is a feathery aigrette that produces a very rich effect. A band of feather trimming surrounds the base of the crown. Such a hat may be developed in all-black, in black and rose or yellow or in any fashionable combination of colors.

FIGURE NO. 6.—LADIES' LARGE HAT.—This unique-looking



FIGURE NO. 10.—COMMODORE CAP FOR A LITTLE GIRL.—(Cut by Pattern No. 3637; 7 sizes; 6 to 7 1/2, hat sizes; price 5d. or 10 cents.)



FIGURE NO. 11.—TAM O' SHANTER CAP FOR A LITTLE GIRL.—(Cut by Pattern No. 4245; 7 sizes; 6 to 7 1/2, hat sizes, or 19 1/4 to 23 3/4 inches, head measure; price 5d. or 10 cents.)



FIGURE NO. 12.—POLO CAP FOR A LITTLE GIRL.—(Cut by Pattern No. 3167; 6 sizes; 6 1/4 to 7 1/2, hat sizes; price 5d. or 10 cents.)

brim that is bound with brown ribbon. About the crown a wide velvet ribbon is arranged in rolled loops, and a large fire-gilt buckle is placed amid the loops at the front. A pretty spread wing towers above the crown at the front, and a soft tip curls forward over the ribbon at the right of the buckle. The hat may be repeated in other colors, with equally good effect.

FIGURE NO. 8.—LADIES' VELVET HAT.—The handsome hat here illustrated has a low, conical crown, and a wide brim that

extends well forward at the front, narrows slightly at the sides and turns up stylishly at the back. It is smoothly covered with velvet, and about the crown ribbon is softly folded and caught up at the back and front in stiff loops. Ostrich tips curl prettily on the brim in front, and a Prince of Wales' plume stands high and gracefully at one side of the loops in an aggressive way. Tips are also arranged amid the loops at the back, with stylish effect. The hat may present a monochrome effect, or two colors may be prettily combined.

FIGURE NO. 9.—GIRLS' FELT HAT.—A charming hat for a little woman is here portrayed in fine felt. The entire coloring is red, and the shape is unique and stylish. Wide grosgrain ribbon is arranged in high, standing loops and ends at the front, and from one side toward the back rises a handsome feathery aigrette. Such a hat may be

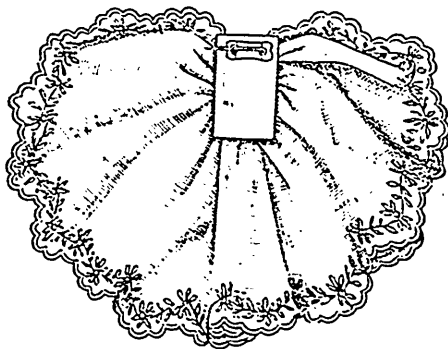


FIGURE NO. 9.—BACK VIEW OF CHIFFON JABOT.—(Shown at 5 on Page 467.)

(For Descriptions of Figures Nos. 9, 10 and 11, see "Stylish Lingerie," on Page 523.)

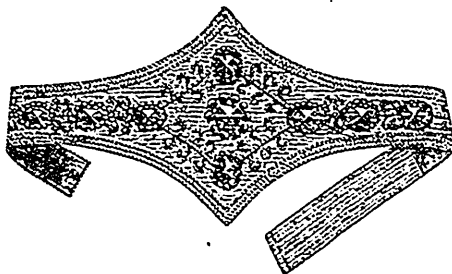


FIGURE NO. 10.




FIGURE NO. 11.

FIGURES NOS. 10 AND 11.—SWISS GIRDLER.

hat is of light-mode felt and is made with a low crown which widens toward the top and a broad brim that is turned up stylishly at the back. The brim is covered with a full fac. g of dark-brown velvet that is arranged to form a puff at the edge, and is draped with light-mode cloth, upon which Kur-sheedt's

produced in blue, black, gray or any of the fashionable colors. FIGURE No. 10.—COMMODORE CAP FOR A LITTLE GIRL.—The cap here pictured may be made of cloth that may match or contrast with the jacket; it is trimmed in the regular way with a strap and two buttons, which are of silver. The cap may be easily made by pattern No. 3037, price 5d. or 10 cents. The collar and muff illustrate one of

Kursheedt's Standard Russian hare sets and are very-tylish.

FIGURE No. 11.—TAM O' SHANTER CAP FOR A LITTLE GIRL.—This is one of the most picturesque *chapeaux* for little women and is usually very becoming. It is

here shown made of corded silk trimmed with ostrich tips. The band is covered with a shirred puff, over which some of the tips are caught at the front, while others rise prettily against the crown. Three

tips usually suffice, though four are sometimes used. A full bow and stiff wings may be used if preferred to the tips. A bunch of rosettes made of baby-ribbon is an unusually pretty trimming. The cap may match or contrast with the top coat, and may be made up at small cost at home by pattern No. 4245, which is illustrated elsewhere in this DELINEATOR and costs 5d. or 10 cents. The fur set is of Kursheedt's manufacture and is striped in tiger effects with gray and black.

FIGURE No. 12.—POLO CAP FOR A LITTLE GIRL.—This jaunty little cap may be of fur, or of material like the coat, as preferred. The pattern for shaping this cap is No. 3167, price 5d. or 10 cents. The cap is very easy to make and requires but a small quantity of goods. The white Thibet collar and muff

FIGURE No. 12.—LACE-AND-RIBBON COLLARETTE. (For Description see "Stylish Lingerie," on Page 529.)



FIGURE No. 13.—COG-FEATHER BOA. (For Description see "Stylish Lingerie," on Page 529.)

STYLISH LINGERIE.

(For Illustrations of Figures Nos. 1 to 8, see Page 467.) (For Illustrations of Figures Nos. 9 to 17, see Pages 526 to 528.)

For neck dressing there is such a large assortment of things beautiful that one's taste may be easily satisfied and appropriate selections for all occasions made without difficulty.

Chiffon is the preferred fabric for dainty *lingerie*, and though of very perishable texture, it is exquisite in coloring and effect and very generally becoming. All sorts of adjuncts, from the small rose jabot to the elaborate *gilet*, are made of it.

Ribbons enter extensively into neck ornamentations, and numerous varieties are shown in the shops.

The stock, long since discarded by our grandfathers, is seen on nearly all

close neck adjuncts. It consists simply of bias folds laid evenly on a fitted "choker" that closes at the back, and the "choker" is generally cut from canvas or crinoline and should fit closely.

Cog-feather collarettes and boas are in great demand nowadays and they are pretty for day and evening wear.

Ribbon collarettes are among the novelties of the season, but they are not as becoming as those of lace, ribbon and jet.

All the articles described below may be obtained from the Kursheedt Manufacturing Company. On page 467 of this magazine some of the accessories described in this department are prettily illustrated.

An elaborate jabot of embroidered cream *chiffon* is shown at figure No. 1 on page 467. It is arranged with the effect of a bow at the top, where it is fastened to the front of the fashionable stock, which is also of *chiffon*.

A small jabot of embroidered white *chiffon* is illustrated at figure No. 2 on page 467. It is caught, to the stock with an attached

latch-pin and is not too elaborate for wear with a street gown. A quaint-looking neck-ornament is exhibited at figure No. 3. It is of white silk muslin and consists of a large bow-knot fastened

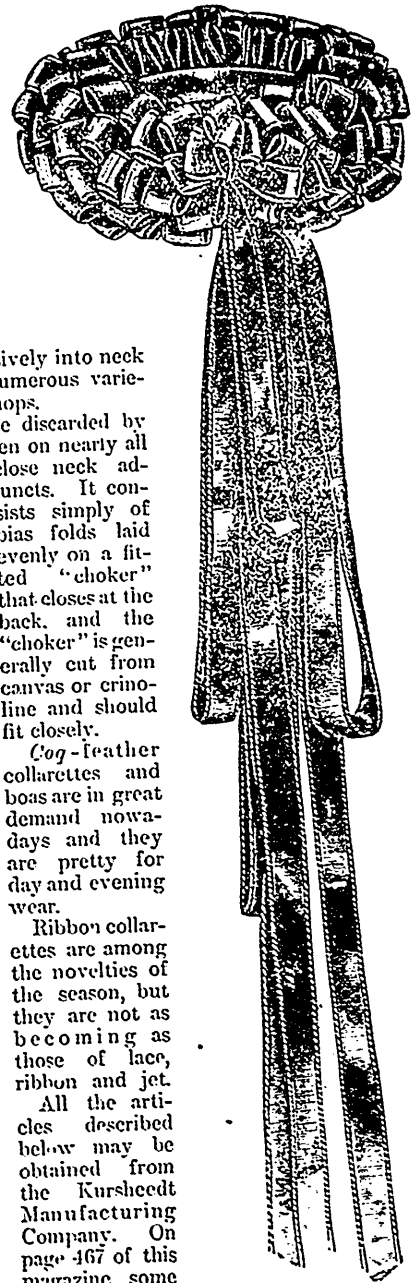


FIGURE No. 14.—RIBBON COLLARETTE.

(For Description see "Stylish Lingerie," on Page 529.)

ing and are also of Kursheedt's manufacture. They are dressy and dainty in their snowy whiteness and impart a rich, comfortable effect to a little girl's toilette.

to a stock and decorated at each end with a deep, finely plaited ruffle of the muslin.

jacket or flaring fronts of any shape this *gilet* is very pretty and may be crossed by a belt or a Swiss girdle.

A very pretty neck-dressing is portrayed at figure No. 4. It is a long scarf of primrose-yellow *chiffon* embroidered at the long edges and decorated at the ends with self-headed ruffles of embroidered *chiffon*. The scarf is draped softly about the neck and knotted loosely at the throat, and the ends are twisted and caught to the bodice in a very graceful manner. The effect of a full *gilet* is produced and it is very pretty on a plain bodice or between jacket fronts. At the neck the scarf should be draped so as to show as much of the embroidery as possible.

FIGURE NO. 9.—BACK VIEW OF *Chiffon* JABOT.—This engraving

The jabot pictured at figure No. 5 is made without a stock; it has a latch-pin at the back by which it may be adjusted as desired. It is of embroidered *chiffon* in the lovely pistache shade and is charming on a black gown, or on a white gown trimmed with the pistache shade.

The ornament illustrated at figure No. 6

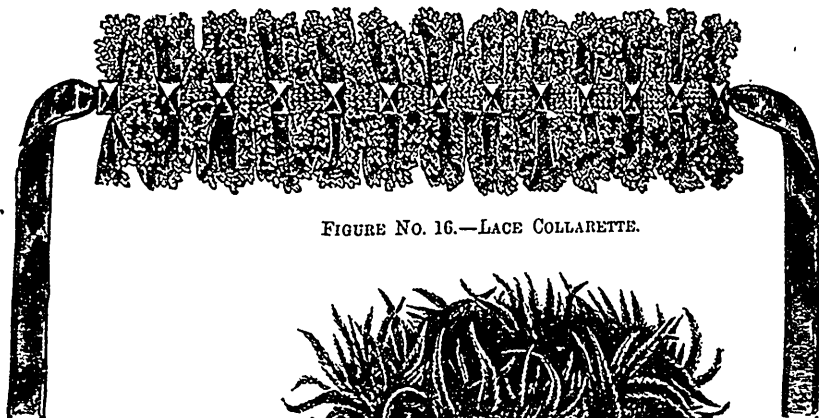


FIGURE NO. 16.—LACE COLLARETTE.




FIGURE NO. 17.—Coq-FEATHER COLLARETTE.

(For Descriptions of Figures Nos. 15, 16 and 17, see "Stylish Lingerie," on Page 529.)

shows the back of the jabot illustrated at figure No. 5 on page 467 of this DELINEATOR. The jabot is made upon a piece of crinoline or net, and across the top is permanently sewed a latch-pin, by means of which the jabot is attached to the stock or the gown. Nearly all of the adjustable jabots have this pin attachment, which permits of placing the jabot according to taste.

FIGURES NOS. 10 AND 11.—SWISS GIRDLER.—These girdles rank



FIGURE NO. 15.—GROUP OF FANCY APRONS.

is novel and dressy. It is of shell-pink *chiffon* having a prettily embroidered edge, and consists of three deep, lapped ruffles mounted on a piece of coarse net and joined to the lower edge of the stock across the front. It is produced in all the delicate shades and is a handsome adjunct for a plain bodice, as it covers the front.

The jabot pictured at figure No. 7 is arranged in a soft bow-knot at the top and reaches only to the bust. It is made without a stock, but with an attached latch-pin, and is placed just below the collar of the gown.

A beautiful *gilet* of rose-pink silk muslin is pictured at figure No. 8. It is made with a stock and is laid in two rows of fine knife-plaits at one side of the center, the rows lapping to a point toward the lower edge. Extending from beneath the plaits nearest the center are two overlapping, finely plaited frills of the muslin, which flare up on the stock and taper toward the bottom. Between

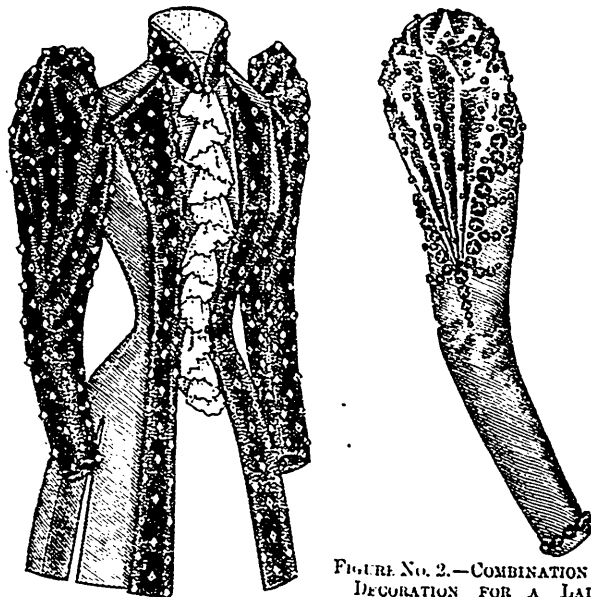


FIGURE NO. 1.—COMBINATION AND DECORATION FOR A LADIES' BASQUE.—(Cut by Pattern No. 4110; 13 sizes; 28 to 46 inches, bust measure; price 1s. 3d. or 30 cents.)

FIGURE NO. 2.—COMBINATION AND DECORATION FOR A LADIES' SLEEVE.—(Cut by Pattern No. 1224; 7 sizes, 9 to 15 inches, arm measure, measuring the arm about an inch below the bottom of the arm's-eye; price 5d. or 10 cents.)

(For Descriptions of Figures Nos. 1 and 2, see "Dressmaking at Home," on Page 530.)

among the most fashionable accessories of the toilette. The one shown at figure No. 11 is of black velvet all-over embroidered with jet beads and *cabochons* in a rich design; while that shown at figure

No. 11 is of corded silk also handsomely embroidered with *cabochons* and jet. The girdles reach only to the under-arm seams, and to one end is fastened a wide belt-section of elastic which is caught to the other end with hooks and loops. The girdles may be obtained from the Kursheedt Manufacturing Company.

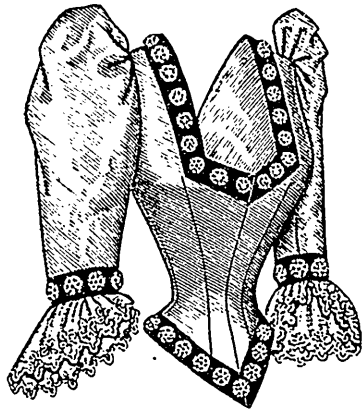


FIGURE No. 12.—LACE-AND-RIBBON COLLARETTE.—The dressy collarette here

FIGURE No. 3.—ATTRACTIVE DECORATION FOR A LADIES' POINTED BASQUE.—(Cut by Pattern No. 4229; 13 sizes; 30 to 48 inches, bust measure; price 1s. 3d. or 30 cents.)

portrayed is made of Chantilly lace edging and satin ribbon, the ribbon being caught in loops and notched ends amid the grace-



FIGURE No. 4.—STYLISH DECORATION FOR A LADIES' COSTUME.—(Cut by Pattern No. 4187; 13 sizes; 28 to 46 inches, bust measure; price 1s. 8d. or 40 cents.)

ful jabot-like folds of the lace. Long loops and ends of satin ribbon fall with dressy effect from the closed ends of the collarette.
FIGURE No. 13.—*COG-FEATHER BOA*.—This elegant boa is of rich-colored *cog* feathers and may be worn about the neck as illustrated

or arranged in any pretty way preferred. Sometimes the ends are crossed at one side of the neck so that one end falls down the front and the other down the back, and the effect is jaunty, though to many figures not so becoming as the arrangement illustrated.

FIGURE No. 14.—*RIBBON COLLARETTE*.—This handsome collarette is made of ribbon loops on a fitted section of coarse net. The ribbon is black satin-edged grosgrain about an inch wide and is very rich-looking. The long loops and ends are of similar ribbon and are permanently tied, the collarette being closed with short ties.

FIGURE No. 15.—*GROUP OF FANCY APRONS*.—This engraving illustrates a group of Kursheedt's Standard aprons. One is of fancy tucking, with a deep hem-facing at the bottom. Another is of muslin decorated at the bottom with embroidered edging and two deep tucks. Still another is of muslin with a printed spotted border. Barred muslin was used for making the third apron on the second row, and a deep hem at the bottom and a cluster of fine tucks above provide the finish. Another is of fancy tucking with the tucks running across; and the remaining apron is of lawn, with a band of all-over embroidery inserted between a hem and tuck. All the aprons are finished with narrow belts, from which extend ties that are bowed at the back.

FIGURE No. 16.—*LACE COLLARETTE*.—Chantilly lace edging was used for making this gainty collarette. The edging is arranged in a full box-plaited ruche, along the center of which is a row of jet *cabochon* trimming. Ribbon ties are fastened at the ends to adjust the collarette. White lace



FIGURE No. 5.—COMBINATION AND DECORATION FOR A LADIES' POLONAISE COSTUME.—(Cut by Pattern No. 4210; 13 sizes; 28 to 46 inches, bust measure; price 1s. 8d. or 40 cents.)



FIGURE No. 6.—COMBINATION AND DECORATION FOR A LADIES' COSTUME.—(Cut by Pattern No. 4183; 13 sizes; 28 to 46 inches, bust measure; price 2s. or 50 cents.)

(For Descriptions of Figures Nos. 3, 4, 5 and 6, see "Dressmaking at Home," on Pages 530 and 531.)

collarettes of this description are very pretty for evening wear.
FIGURE No. 17.—*COG-FEATHER COLLARETTE*.—A rich-looking collarette of *cog* feathers is here portrayed. The ends are closed with short ties that are bowed at the throat.

DRESSMAKING AT HOME.

(For Illustrations see Pages 528 to 532.)

Many of the fashions designed for street wear may, by slight changes, be converted into pretty evening gowns, appropriate



FIGURE No. 7.



FIGURE No. 8.

FIGURES NOS. 7 AND 8.—COMBINATION AND DECORATION FOR A LADIES' COSTUME.—(Cut by Pattern No. 3887; 13 sizes; 28 to 46 inches, bust measure; price 1s. 8d. or 40 cents.)

fabrics and trimmings, of course, being employed in their development. Most skirts are shaped to be worn either in round length or *en train*, and many of the new bodices may be rendered adaptable for evening wear by merely turning away the neck and abbreviating the sleeves, the patterns invariably providing for these modifications.

Both plain and fanciful modes are much trimmed—indeed, it is by no means unusual to apply two or three varieties of trimming on one gown; but the different trimmings must be harmoniously chosen and carefully disposed to produce a correct effect.

Jet, in the form of embroidery, passementerie and fringe, and furs are popular for application on street and even house gowns, and pearl trimming and dainty *chiffons* are favored especially for evening toilettes.

FIGURE No. 1.—COMBINATION AND DECORATION FOR A LADIES' BASQUE.—Mode cloth and seal-brown velvet are united in this basque, which may accompany skirt No. 4215, shown at figure No. 18. The fronts open over a short, pointed vest, and to each is added a revers of velvet studded with Kursheedt's Standard steel *cabochons*. The basque is closely fitted, and below the waist-line it is arranged to form square tabs. The collar is of velvet and is a modified Medici in shape. The sleeves are also fashioned from velvet and studded with *cabochons*; they are high and full at the shoulders and close-fitting at the wrists. A jabot of cream-white *chiffon* is adjusted over the closing edges of the vest. The pattern used in cutting this basque is No. 4110, which is illustrated in the October DELINEATOR and costs 1s. 3d. or 30 cents.

FIGURE No. 2.—COMBINATION AND DECORATION FOR A LADIES' SLEEVE.—Silk and wool goods are associated in this handsome sleeve. It is smooth-fitting to a little above the elbow and slashed in a V at the upper part, a full puff of silk being inserted between the open edges, which are outlined with jet *cabochon* trimming. Small jet *cabochons* stud the silk puff, and a row of jet trimming edges the wrist. Such a sleeve may combine the materials used in the remainder of the bodice, or may introduce a second fabric even if the costume be developed in one material. The pattern used in cutting is No. 4224, which is illustrated elsewhere in this magazine and costs 5d. or 10 cents.

FIGURE No. 3.—ATTRACTIVE DECORATION FOR A LADIES' POINTED BASQUE.—White silk was used in the construction of this stylish basque, Kursheedt's Standard *chiffon* ruffling and jewels and bands of heliotrope velvet providing the trimming. The neck is cut square at the front and pointed at the back and is trimmed with a band of velvet ornamented with colored jewels. The lower outline of the basque is followed with a band of velvet, also jewelled and trimmed. The sleeves rise high and fall above the shoulders and extend only to the elbow, each wrist being trimmed with a jewelled band of velvet and a frill of *chiffon*. The basque is provided with two under-arm gores, which render it adaptable to stout figures. Velvet, silk and other dress fabrics may be used in the construction, and jet passementerie may form the trimming. The pattern used in making is No. 4229, which is illustrated in this magazine and costs 1s. 3d. or 30 cents.

FIGURE No. 4.—STYLISH DECORATION FOR A LADIES' COSTUME.—White *chiffon* is the material represented in this pretty evening gown, white satin ribbon and Kursheedt's Standard embroidered *chiffon* ruffling contributing to the adornment. The skirt is a bell, draped slightly full over the hips in suggestion of paniers, and the fan formed at the waist is lengthened into a demi-train. A ruffle of *chiffon* borders the front and sides, and above it three ruffles cross the front and sides diagonally. The pointed basque has a full back and fronts made over fitted linings, which are cut away at the top to expose the neck in a V both back and front. The sleeves are very full and extend only to the elbows. Each is edged with a *chiffon* frill and trimmed at the end of the inside seam with a dainty rosette of ribbon. Fancy net flouncing, embroidered *crêpe* and other light evening fabrics may develop the mode satisfactorily, lace, pearl passementerie and dull jewel trimming being appropriate decorations. The same fashion may be rendered suitable for street wear by cutting the skirt in round length and adopting a high neck finish and long sleeves, for which provisions are made in the pattern. The costume was cut by pattern No. 4187, which is illustrated in the November DELINEATOR and costs 1s. 8d. or 40 cents.

FIGURE No. 5.—COMBINATION AND DECORATION FOR A LADIES' POLONAISE COSTUME.—Cheviot and velvet are combined in this costume. The fronts of the polonaise are rolled back in revers above the bust, and a chemisette is inserted in the opening. The back is close-fitting and falls in box-plaited fulness to the

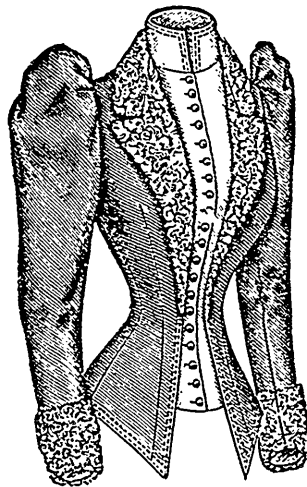


FIGURE No. 9.

FIGURES NOS. 9 AND 10.—DECORATION FOR SPECIAL PARTS OF A LADIES' COSTUME.—(Cut by Pattern No. 4243; 13 sizes; 28 to 46 inches, bust measure; price 1s. 3d. or 40 cents.)

(For Descriptions of Figures Nos. 7, 8, 9 and 10, see "Dressmaking at Home," on Page 531.)




FIGURE No. 10.

lower edge of the skirt, over which the polonaise is worn. The fronts and sides are short and are extended by smooth-fitting skirt-portion, triple-pointed pocket-laps of velvet falling over the hips.

A standing collar of velvet is at the neck. The sleeves are fashioned from velvet and rise high at the top. Narrow jet outlining edges the collar, pocket-laps, sleeves and revers, which by-the-bye, are faced with velvet. A band of velvet cut in long, narrow points at the top and outlined with jet is applied to the bottom, with effective results. A ruffle of *chiffon* is jabotted over the chemisette at the center. A costume of this kind may be appropriately worn by a matron. The pattern used in making is No. 4210, which is illustrated elsewhere in this magazine and costs 1s. 8d. or 40 cents.

made of embroidered cloth, and so are the pocket-laps which are here added over the hips. The high-shouldered sleeves are of velvet and each is trimmed with a pointed cuff of embroidered cloth. The set of embroidered adjuncts, consisting of vest portions, collar, cuffs, pocket-laps and revers (on the skirt) is made by the Kursheedt Manufacturing Company, the vest and collar substituting those provided by the pattern. The pocket-laps and cuffs are not included in the pattern. A sailor collar which belongs to the pattern is here omitted. The costume was made by pattern No. 3887, price 1s. 8d. or 40 cents.




FIGURE NO. 11.—DECORATION FOR A LADIES' SLEEVE.—(Cut by Pattern No. 4231; 7 sizes; 9 to 15 inches, arm measure, measuring the arm about an inch below the bottom of the arm's-eye; price 5d. or 10 cents.)

FIGURE NO. 6.—COMBINATION AND DECORATION FOR A LADIES' COSTUME.—White brocaded and plain silk are associated in this handsome costume, Kursheedt's Standard crystal bead wheel passementerie, scalloped *chiffon* in two widths and embroidered *chiffon* supplying the decorations. Over the skirt-gores is hung a smooth drapery cut in deep points at the bottom. Four narrow ruffles of scalloped *chiffon* trim the skirt-gores, the trimming being observable between the points, which are edged with the same ruffling. Above the points are applied detached wheels (for the passementerie may be separated and used as ornaments). The over-dress is fashioned from brocaded goods;

FIGURES NOS. 9 AND 10.—DECORATION FOR SPECIAL PARTS OF A LADIES' COSTUME.—This stylish promenade costume may be developed in cheviot, serge, etc., combined with silk, velvet or other preferred goods, and is here shown decorated with bands of Kursheedt's Standard gray Astrakhan and covered buttons. The skirt, pictured at figure No. 10, is a bell, and is slashed at each side more than half its depth, the foundation skirt, which is faced with silk, being observable between the flaring edges of the slash. A long, narrow pocket-lap is adjusted at each side of the skirt near the top and is covered with Astrakhan, which also trims the loose edges of the skirt. A row of Astrakhan buttons is placed at the left side of the slash.

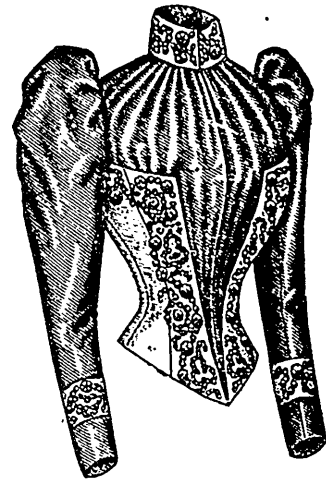


FIGURE NO. 12.—COMBINATION AND DECORATION FOR A LADIES' BASQUE.—(Cut by Pattern No. 4065; 13 sizes; 28 to 46 inches, bust measure; price 1s. 3d. or 30 cents.)

The basque, shown at figure No. 9, is closely fitted, though

it has a Princess back that is extended to form a handsome round train, which is edged with a foot-plaiting of plain silk and trimmed at the sides with cascades of embroidered *chiffon*. The fronts of the over-dress are short and pointed, a ruffle of embroidered *chiffon* falls from the edge, and a row of passementerie heads it. The fronts are closed with white silk lacing-cord. The neck is cut out in Pompadour shape and trimmed with a narrow ruffle of scalloped *chiffon*. A wide ruffle of scalloped *chiffon* falls over each arm in lieu of sleeves, being arranged to fall short over the top of the arm and long underneath. A butterfly bow of white ribbon is adjusted on each shoulder. The pattern provides for a high, round or V shaped neck and a square train. The costume was made by pattern No. 4183, which is illustrated in the November DELINEATOR and costs 2s. or 50 cents.




FIGURE NO. 13.—DECORATION FOR A MISSES' SKIRT.—(Cut by Pattern No. 4236; 7 sizes; 10 to 16 years; price 1s. 3d. or 30 cents.)




FIGURE NO. 14.—COMBINATION AND DECORATION FOR A LADIES' SKIRT.—(Cut by Pattern No. 4215; 9 sizes; 20 to 36 inches, waist measure; price 1s. 6d. or 35 cents.)

(For Descriptions of Figures Nos. 11, 12, 13 and 14, see "Dressmaking at Home," on Pages 531 and 532.)

FIGURES NOS. 7 AND 8.—COMBINATION AND DECORATION FOR A LADIES' COSTUME.—Cadet-gray and embroidered white cloth and dark-gray velvet are combined in this stylish costume. The skirt, shown at figure No. 8, is slashed at each side for some distance above the edge, and one side of the slash is reversed and faced with embroidered white cloth. The foundation skirt is revealed for a short distance at the bottom between the slashes and trimmed with two bands of velvet, each of which is outlined with narrow outline gimp. The skirt is similarly decorated.

At figure No. 7 is portrayed the basque, which is lengthened at the front and sides by coat-skirts that form coat-plaits at the back. The fronts are reversed at the top and flare over a vest of embroidered cloth, and the revers are faced with velvet. The standing collar is

without a center-back seam. Coat-laps are cut below the side seams, and plaits underfolded at each side-back seam produce a double box-plait at the center on the outside. The fronts present pointed lower corners and are rolled back above the bust in revers by a rolling collar that forms notches with the revers. The collar and revers are faced with Astrakhan, and a double row of machine-stitching is made along the free edges of the basque. Between the fronts is inserted a vest, which matches the standing collar in material. The high-shouldered sleeves are trimmed with cuff facings of Astrakhan. The skirt of this costume may be smooth and plain all round instead of slashed, if desired. The pattern used in making is No. 4243, which is again shown in this DELINEATOR and costs 1s. 8d. or 40 cents.

FIGURE NO. 11.—DECORATION FOR A LADIES' SLEEVE.—Over a coat-shaped foundation is arranged a full sleeve fashioned from brocaded silk. It is full and high on the shoulder and droops prettily over the foundation at the wrist, a cuff effect

being produced by a facing of black velvet. The wrist is edged with black curled silk feather trimming headed by a band of black

silk passementerie. A sleeve of this kind may either match or contrast with the bodice to which it belongs. The pattern used in making is No. 4231, which is illustrated elsewhere in this magazine and costs 5d. or 10 cents.

FIGURE No. 12.—COMBINATION AND DECORATION FOR A LADIES' BASQUE.—Dark-gray serge and light-gray Bengaline are combined in this picturesque basque, which was fashioned by pattern No. 4065, price 1s. 3d. or 30 cents. Full portions of Bengaline are disposed over fitted linings, and fitted bodice-sections of serge flare stylishly at the center over the full portions, which are extended to the lower edge. A band of jet trimming outlines the upper and front edges of the bodice and covers the high standing collar, which is also cut from Bengaline. The sleeves match the full portions, rise high above the shoulders and are each trimmed with a band of passementerie. If desired, the bodice, sleeves and collar may be made of velvet and the full portions of silk, and flounce skirts may deepen the basque to three-quarter length.

FIGURE No. 13.—DECORATION FOR A MISSES' SKIRT.—Light Surah was used in the development of this skirt, and



FIGURE No. 16.—COMBINATION FOR A LADIES' APRON.—(Cut by Pattern No. 4144; 5 sizes; 20 to 36 inches, waist measure; price 7d. or 15 cents.)



FIGURE No. 17.—DECORATION FOR A MISSES' SKIRT.—(Cut by Pattern No. 4217; 7 sizes; 10 to 16 years; price 1s. 3d. or 30 cents.)

(For Descriptions of Figures Nos. 16 and 17, see "Dressmaking at Home," on this Page.)

Kursheedt's Standard embroidered chiffon ruffling and flowers supply the garniture. The skirt is a bell, fitting smoothly at the front and sides and falling in fan-plaits at the back, the bias back edges being joined in a seam. At the front and sides the lower part of the skirt is decorated with frills of chiffon arranged in a series of curves, the upper end of each row being decorated with a bunch of flowers. The skirt was cut by pattern No. 4236, which costs 1s. 3d. or 30 cents, and is illustrated elsewhere in this magazine.

FIGURE No. 14.—COMBINATION AND DECORATION FOR A LADIES' SKIRT.—Brown and tan camel's-hair are combined in this skirt, and Kursheedt's Standard jet cabochon embroidery forms the decoration. The drapery is fashioned from brown camel's-hair and is arranged in plaits. Between its front edges the front of the skirt is disclosed with panel effect. The front is cut from tan goods

and is elaborately embroidered. The embroidery design will be perforated on the material if sent to the Kursheedt Manufacturing Company, and the cabochons supplied for the purpose, or the embroidery will be executed by them, if desired. The skirt was cut by pattern No. 4219, which is illustrated in this magazine and costs 1s. 6d. or 30 cents.

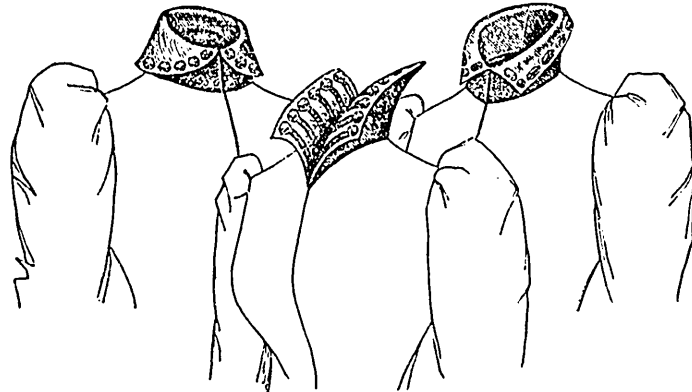


FIGURE No. 15.—LADIES' FANCY COLLARS.—(Cut by Pattern No. 4194; 3 sizes—small, medium and large; price 5d. or 10 cents.)

(For Descriptions see "Dressmaking at Home," on this Page.)

pointed corners. The collar is made of cloth and trimmed with star-shaped jet cabochons and cord. The third collar rolls over at the edges and flares in front, presenting pointed corners. It is made of cloth and decorated with oval-shaped cabochons. This collar is known as the Tudor. The Shakespeare and Tudor collars are reproduced from historical modes, and the Mephisto suggests the neck-dressing of his "Satanic Majesty." The pattern employed in cutting these picturesque collars is No. 4194, which is illustrated in the November DELINEATOR and costs 5d. or 10 cents.

FIGURE No. 16.—COMBINATION FOR A LADIES' APRON.—Velvet and Kursheedt's Standard drapery silk are associated in this apron. The skirt is of silk and falls full from a pointed yoke of velvet that is fastened at the back under a velvet bow. China silk and velvet, gloria or fine brillantine may be used for aprons of this kind, and fancy stitching done with colored silk may provide the decoration. The pattern used in making this apron provides a bib and pocket which may be used or not, as desired; it is No. 4144, which is illustrated in the October DELINEATOR and costs 7d. or 15 cents.

FIGURE No. 17.—DECORATION FOR A MISSES' SKIRT.—Light cloth was used in making this skirt, which is in bell style, though draped slightly across the front by fold in the belt at each side of the plaits, which fall at the back. A Greek-key design is embroidered at the bottom of the skirt with Kursheedt's Standard jet cabochons. If the material be sent to the Kursheedt Manufacturing Company, they will embroider it or perforate the design and supply the cabochons. The skirt was cut by pattern No. 4217, which is again shown in t's magazine and costs 1s. 3d. or 30 cents.

FIGURE No. 18.—DECORATION FOR A LADIES' DRAPED BELL SKIRT.—Mode cloth is the material represented in this stylish skirt, which




FIGURE No. 18.—DECORATION FOR A LADIES' DRAPED BELL SKIRT.—(Cut by Pattern No. 4215; 9 sizes; 20 to 36 inches, 1st measure; price 1s. 6d. or 35 cents.)

(For Description see "Dressmaking at Home," on this Page.)

is hung over its foundation in drapery folds at the front and in fan-plaits at the back. A deep band of seal-brown velvet studded with Kursheedt's Standard steel cabochons borders the skirt effectively. If desired, three narrow bias ruffles of velvet, self-headed or trimmed at the top with narrow passementerie, may decorate the bottom of the skirt. The pattern used in making is No. 4215, which is illustrated elsewhere in this magazine and costs 1s. 6d. or 35 cents.

All the soft silks, both fancy and plain, are used, and in the matter of coloring they are exceedingly dainty. In response to numerous requests for a pretty rattle for baby,



FIGURE NO. 1.—GENTLEMEN'S LAUNDRY LIST.

The skirt is specially stylish to wear with basque No. 4110, shown at figure No. 1.

THE WORK-TABLE.

(For Illustrations see Pages 533 and 534.)

Out of trifles useful and pretty things may often be evolved, and this fact is clearly demonstrated in this department. With a simple box of cardboard or pasteboard to give strength and firmness, odds and ends of ribbons for decorations, and scraps of silk, velvet or other decorative goods for coverings, how many useful, ornamental items are made, not only for one's personal use, but also for acceptable gifts to dear relatives and friends. Ribbons enter




FIGURE NO. 2.




FIGURE NO. 3.

FIGURES NOS. 2 AND 3.—RECEPTACLE FOR NOTIONS.

extensively into fancy work, and every width is employed from the tiny "baby" ribbon to the widest sash ribbon.

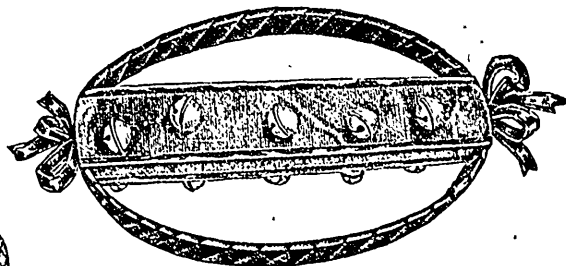


FIGURE NO. 4.—BABY'S RATTLE.

one that is very dainty and can be easily made at home is included among other pretty items in this department.

FIGURE NO. 1.—GENTLEMEN'S LAUNDRY LIST.—This engraving illustrates an ornamental and useful accessory for a gentleman's toilette table or bureau. A section of India or corded silk, Satin, satin or velvet is sewed up in bag fashion and filled softly with cotton well sprinkled with sachet powder. The upper edges of the bag are fringed and sewed together below the fringe, and narrow ribbon is arranged in a bunch of loops and ends and tacked to each upper corner. The article may be suspended by cord or ribbon. The "list" may be purchased ready to add, and is usually fastened on at the corners with small pins or with fancy stitches or little bow-knots of ribbon, sewing silk or cord. It is generally of satin upon which the lettering is printed or lithographed. Any choice of color may be made to harmonize with the colors in the room.

FIGURES NOS. 2 AND 3.—RECEPTACLE FOR NOTIONS.—For this useful accessory for the work-table six slide boxes, such as are used for holding rubber bands, are selected. The style of box, opened, is shown at figure

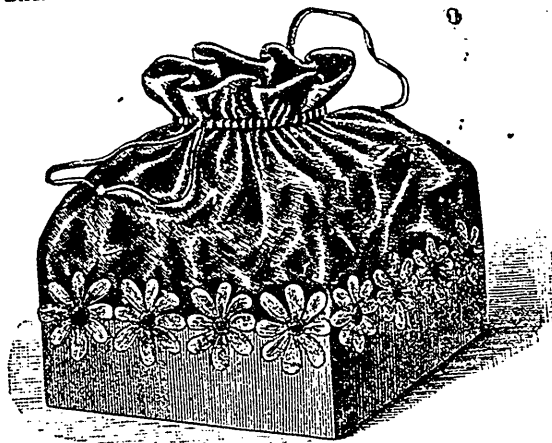


FIGURE NO. 6.—FANCY BOX.

(For Descriptions of Figures Nos. 1, 2, 3, 4, 5 and 6, see "The Work-Table," on Pages 533 and 534.)

No. 2. The outside or slide portions of the boxes are glued firmly together and are tied about with two pieces of old-rose ribbon, which are bowed prettily at opposite corners. On the front of each box is sewed a button, a hook and eye or whatever will indicate the contents, and this will serve as a means to draw the box out. The boxes may be tinted any desired color or colors or painted with bronze paints or left uncolored, as preferred.

FIGURE NO. 4.—BABY'S RATTLE.—A wire ring with baby-blue ribbon wound carefully about it forms the frame for this dainty

rattle. A section of wider ribbon is drawn tightly across the center of the ring, and its two ends are joined under a pretty bow at one point, a similar bow being tacked where the ribbon passes over the ring at the opposite point. Small silver bells are tacked to the ribbon at intervals and make sweet music for baby's ears.

This receptacle would be a very pretty gift to father or brother. The lower part may be three-sided or four-sided, as preferred. Sections of bolting cloth mounted on silk-covered sections of paste-

FIGURE No. 5.—**FANCY BAG.**—A handsome bag for fancy-work, scraps, soiled handkerchiefs, etc., is here illustrated. It may be made of a section of sash ribbon or a width of silk or Surah. The section is folded and




FIGURE No. 1.—**BODKIN HOLDER.**




FIGURE No. 7.—**RECEPTACLE FOR PAPERS, PHOTOGRAPHS, ETC.**

(For Description see "The Work-Table," on this Page.)

joined in bag fashion, with enough left above the joining to fold over and form a lap about one-half the depth of the bag. To the bottom of the bag and also to the edge of the lap is joined a band of chamois from six to nine inches wide; the bands are cut in small scallops at the top, slashed to form a fringe at the lower edge, and decorated in geometrical designs with Paris tints. The fringe is also tinted, and the lap is drawn through a metal ring, which may be hung on a fancy nail in any convenient place. The material may be of any preferred color. Sometimes fancy ribbon is used, with pretty effect.

FIGURE No. 6.—**FANCY BOX.**—For the jabots and the many little items for the neck which are so important in giving pleasing variety to one's gown, this box is a very dainty receptacle. The foundation may be a square or oblong pasteboard box of from four to six inches in depth. The outside of the box is smoothly covered with primrose-yellow corded silk, and a lining of white silk is added, a layer or two of cotton batting well sprinkled with sachet powder being placed between the box and the lining, which may be tufted, if desired. A width of yellow Surah of a much darker shade is joined plainly along the top of the box, turned under deeply at the top for a hem and drawn in with ribbons inserted in the lower part of the hem, which stands in a pretty ruffle above. A row of appliqué daisies is added along the top of the box, making a pretty decoration. The colors may be chosen to please one's fancy, and instead of daisies any small appliqué flowers may be used.

FIGURE No. 7.—**RECEPTACLE FOR PAPERS, PHOTOGRAPHS, ETC.**—



FIGURE No. 2.—**PHOTOGRAPH-FRAME.**

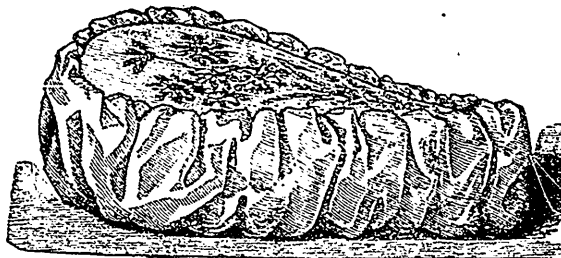


FIGURE No. 3.—**GENTLEMEN'S COLLAR-BOX.**

fully made, the receptacle is really a very handsome ornament, and any preferred color or colors may be used. A row of holes may be carefully punctured along the side edges of the sections or tiny rings may be fastened on for the lacings, for which c

board and painted in pretty designs are used for the lower part, the sides being joined by lacings of ribbon tied in bows at the top and bottom and tipped at the ends with little tassels. A bottom is fitted in and the whole is lined with silk. A width of silk is gathered to the top of the sections and is drawn in with ribbons arranged in the bottom of a very deep hem, which forms a pretty ruffle when the ribbons are drawn. When care-

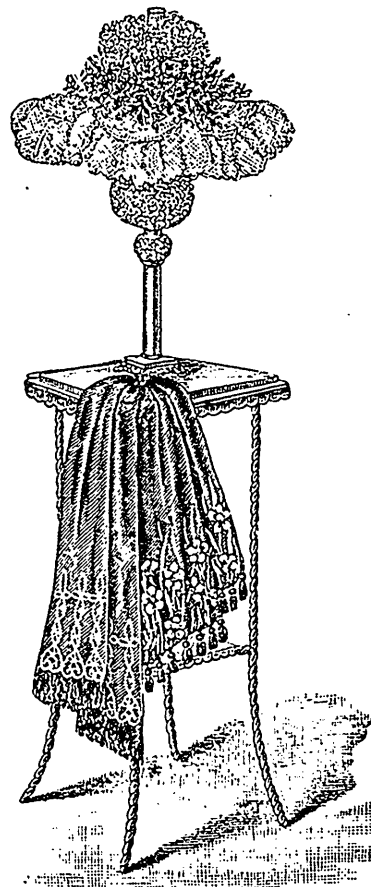


FIGURE No. 4.—**CORNER SCARF FOR A SMALL TABLE OR LAMP-STAND.**

(For Descriptions of Figures Nos. 1, 2, 3 and 4, see "Artistic Needlework," on Page 535.)

may be used, if preferred.

ARTISTIC NEEDLEWORK.

(For Illustrations see Pages 531 and 535.)

It is a notable fact that the novelties in dress garnitures are also eagerly seized upon for fancy-work, hence we see fancy braids, cords, jewels, *cabochons*, beads, etc., used decoratively on specimens of beautiful work. For instance, imitation jewels may form the hearts of embroidered flowers or may outline flowers, leaves, etc., with beautiful effect, or the petals may be formed of jewels and the stems of glistering beads.

Indeed, embroidery with beads and jewels is becoming quite a fad and is certainly elegant and brilliant in effect.

FIGURE NO. 1.—BODKIN HOLDER.—This pretty holder may ornament the sewing table or basket. It is made of a section of silk 5x9 inches. The long edges of the section are joined; and the section is softly filled with cotton to within about two inches of the ends, where it is closely shirred in and tied about with satin-edged ribbon, which is prettily bowed and left long enough to suspend the holder. Five rows of cat-stitches decorate the roll and serve to hold the bodkins. A strip of silk is deeply ravelled and then rolled to form a tassel, which is fastened in each end and finishes the roll prettily. Chamois, cloth, velvet or any preferred material may be used instead of silk.

FIGURE NO. 2.—PHOTOGRAPH-FRAME.—The foundation of this pretty frame consists of a front and back section of cardboard cut in heart shape, and out of the front is cut a piece large enough to accommodate the size and style of the photograph. The front is smoothly covered with corded silk, upon which silk dogwood blossoms are appliquéd, as illustrated. Figured China silk or any of the pretty Pompadour silks may be used in this way or the blossoms may be done in embroidery or water-colors, as preferred. Ribbons are bowed and tacked to the upper corners and are left long enough to form suspension ties, which are bowed at the point of suspension. If an easel frame be preferred, a slit may be made in the back and a piece of cardboard pasted to the opening and bent to form a stand.

FIGURE NO. 3.—GENTLEMEN'S COLLAR-BOX.—A unique shape for a gentlemen's collar-box is here pictured. The useful receptacle will be much favored since by its aid the rolling of the collars made necessary when the ordinary round box is used may be avoided. The bottom and cover are cut egg-shaped from cardboard and smoothly covered inside and out with pale-lavender silk. Cotton batting well sprinkled with sachet powder may be placed between the lining and the sections. The side of the box is simply a straight piece of cardboard about five or six inches deep; it is smoothly covered with silk and joined with over-and-over stitches to the bottom; a full, soft puff of silk is then added to the outside. The cover is attached with narrow ribbons tied underneath at the wider end, and a ribbon loop, a small button or a crocheted ring may be added to the narrow end, by which means the cover may be easily lifted. The cover is decorated in a pretty daisy design with water-color paints. The decoration, may, however, be done in oils or in embroidery, if preferred.

FIGURE NO. 4.—CORNER SCARF FOR A SMALL TABLE OR LAMP-STAND.—A very dainty scarf is here shown; it is simply drawn up and caught to one corner of the table or stand a little to one side of the center so that the ends fall unevenly. The material is Surah, and one end is prettily fringed and decorated in a simple, conventional design with tinsel thread. The other end is decorated with a fringe of fluffy silk tassels and a pretty floral design in solid embroidery, though water-colors may be used, if preferred. India or China silk will also be pretty for a scarf of this kind.

FIGURE NO. 5.—HANDSOME SOFA-PILLOW.—This pillow is very elegant in effect. It is of *réséda*-green velvet, and the embroidery is done in rich shades of gold with rope silk, filo floss or bullion. The stitch may be the Kensington stitch, the satin stitch or any filling-in stitch preferred. A number of suitable stitches is fully

described in "Fancy Stitches, and Their Application" in recent numbers of the *DELINEATOR*. A thick gold cord outlines the pillow.

STYLES FOR GENTLEMEN.

(For Illustrations see Pages 535 to 537.)

In the haberdashery for the current month the mufflers demand special attention, not only on account of their seasonableness, but also because of their unusually handsome appearance.

White cashmere mufflers are always popular, and this Winter they are offered in qualities of more than average excellence. A white muffler is very useful in protecting the shirt collar, and it is, of course, as warm as a collar.

Many handsome effects are shown in mufflers of two colors shot upon a black warp. The well known "pine" or India shawl pattern is always favored by genteel dressers, but the most clever designs are of Persian origin. Especially deserving of mention is an exquisite rose pattern in old-gold and scarlet on a black warp, the flower being in natural size.

Some of the handsomest specimens displayed just now are: silk grounds with satin stripes and figures; plain and fancy Ottoman reps with fancy figures; Tartan and Roman plaids;

heavy satin grounds showing figures in self; plain black reps striped with white; and reps showing stripes in different widths in college colors. The most favored colors are black, navy, wine and seal-brown.

The newest fad in handkerchiefs is expressed in a cloth showing China silk squares, with a medium, hem-stitched border.

The illustrations for the current month comprise three mufflers, seven four-in-hand scarfs, a pair of fancy braces and two styles of half-hose.

FIGURE NO. 1.—GENTLEMEN'S BRACES.—The braces here pictured are especially adapted to dressy wear and also to serve as holiday gifts. For the latter purpose they are put up in gilded, glass-covered boxes which add to their attractive appearance. The straps are of

white satin covered with rich black satin, and the embroidery is in Nature's colors. The front ends are of white kid, the back ends of white silk elastic tipped with white kid, and the buckles of silver or gilt.

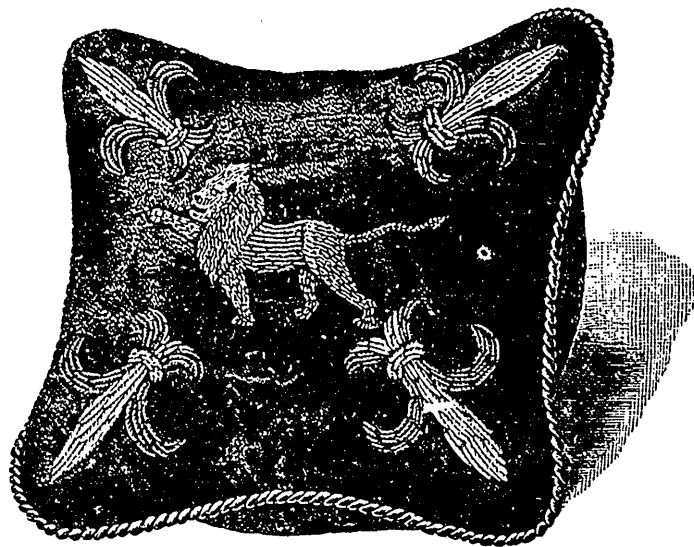


FIGURE NO. 5. HANDSOME SOFA-PILLOW.

(For Description see "Artistic Needlework," on this Page.)

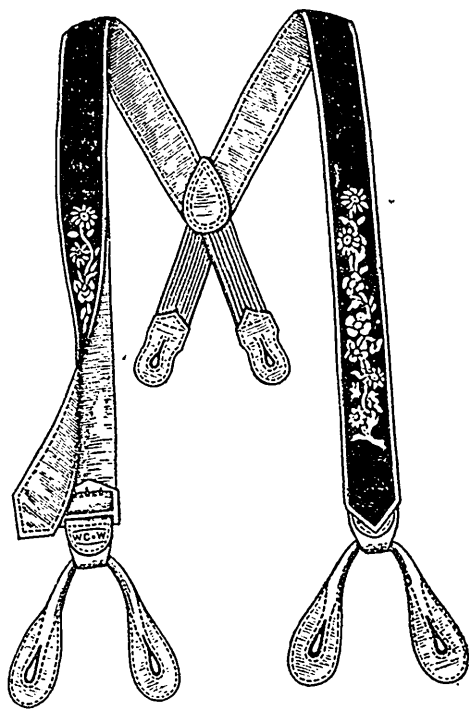


FIGURE NO. 1.—GENTLEMEN'S BRACES.

(For Description see "Styles for Gentlemen," on this Page.)

FIGURES NOS. 2 AND 3.—GENTLEMEN'S HALF-MOSE.—A merino top and cashmere lower portion characterize the sock pictured at figure No. 2, the embroidery being in white or some delicate contrasting color.

The sock shown at figure No. 3 has a merino top, with silk and merino heel, toe and sole. It is the latest novelty of the day. Both styles are durable and very comfortable for cold weather uses.

FIGURE NO. 4.—GENTLEMEN'S FANCY SILK MUFFLERS.—The three mufflers in this group are made of fine quality silk. The first shows a cashmere pattern in handsome dark tints. The next has a white ground striped with red and black, the narrow stripes being figured with connected dotted rings in white. The last of the trio has a black background. The zigzag lines are in black satin and the spots in white, presenting a very effective result.

FIGURE NO. 5.—GENTLEMEN'S FOUR-IN-HAND SCARFS.—The scarfs represented at this figure give one a good general idea of the trend of popular taste in the matter of patterns. The favored ground shades are gray, red, blue and cream-white, and the figures are in black.

FASHIONABLE HAIR-DRESSING.

(For Illustrations see Page 46S.)

Where Nature has not provided one with tresses that curl and wave naturally, art steps in to produce the desired effect, for every head must now present waves and curls in order to be stylishly coiffed.

The fashion of drawing the hair back tightly from the face and smoothing it until it fairly shines is happily ended—indeed, nothing could possibly emphasize harshness of lineaments or expression more than this adjustment of the side locks. The soft waves now very generally assumed—for unfortunately they are natural in only exceptional instances—noticeably soften the facial expression, conceal defects in the lines of the head and, better than all else, give the appearance of abundance to the scantiest tresses. And these waves are very easily arranged. The hair is either "put up" over thick hair-pins in the time-honored fashion or else is twisted over waving pins, which are purchasable in the hair-goods shops, and is then pinched with a heated iron. A less rapid though equally effective method is to dampen the hair

slightly with water or waving fluid before twisting it over the pins, and to leave the pins in place until it is thoroughly dry. From two to three hours are required for the latter method.

Though both low and high coiffures are in vogue, the type must be considered in adopting the style. Either arrangement, of course, is adaptable to an oval face with regular features. A high head-dress is really best liked with full evening attire, and if the neck be very long, flaky curls at the nape will apparently reduce the length.

The most becoming adjustment of the all-important bang is considered the most stylish. A mere fringe will suffice for a low, broad forehead, and this bang will prove most becoming if extended from temple to temple in a rounding outline. Over a high, narrow forehead, especially if it be of blonde hue; but the bang must be cut rather short at the sides and in a bluntly pointed fashion at the center.

Pluffy curls continue to elicit favor—indeed, it is safe to predict that the "frizzed" bang will never return to vogue.

The several coiffures here represented are among the newest fashions, and each style will admit of such modifications as will render it adaptable to a special type. A coil twisted to the right or left or a puff adjusted a little higher or lower will wonderfully alter

the effect without materially changing the style.

In dressing the hair, pins of shell or of horn or celluloid resembling shell are preferable to those of steel, which cut the hair and frequently injure the head.

The hair must be carefully treated to keep it in good condition. It should be vigorously brushed for at least five minutes every night before retiring and then loosely braided. Blonde hair will retain its light, golden hue if frequently washed in hot water in which borax has been dissolved. Brown soap may also be used, but the hair must be very thoroughly rinsed after the washing.

At figure No. 1 is pictured a back view of a coiffure arranged for an evening reception. The hair is divided evenly in four parts, each of which is waved. The side and back hair are caught together at the center of the head, secured with a shell comb, and then



FIGURE NO. 2.




FIGURE NO. 3.

FIGURES NOS. 2 AND 3.—GENTLEMEN'S HALF-MOSE.

(For Descriptions of Figures Nos. 2 and 3, see "Styles for Gentlemen," on this Page.)




FIGURE NO. 4.—GENTLEMEN'S FANCY SILK MUFFLERS.

(For Description see "Styles for Gentlemen," on this Page.)

arranged in two flat puffs, as shown at figure No. 3, a shell comb being thrust through the hair above the upper puff. Curls are made at the nape of the neck.
At figure No. 2 is portrayed a coiffure especially becoming to

head, and the bottom extending rather low on the neck. Curls are arranged at each side of the braid on the neck, with pretty effect. This style of hair dressing is equally becoming with a low or high necked bodice, as illustrated at this and the succeeding figures.




FIGURE NO. 5.—GENTLEMEN'S FOUR-IN-HAND SCARFS.
(For Description see "Styles for Gentlemen," on Page 536.)

a rather round, youthful face. The hair is blonde and is arranged to produce the effect of short, curly locks. The hair is very fluffily waved and slightly parted through the center. It is brought low over the ears—a much favored fashion, by-the-bye—and coiled loosely at the center of the head. The merest suggestion of a part is noticeable in the bang, which rests lightly on the forehead. Naturally curly hair may be more successfully treated in this way than hair curled for the purpose. A high neck-dressing is very appropriate with this coiffure.

Figure No. 3 presents a back view of the coiffure shown at figure No. 1. The lowest puff rests on the bang, which is short and fringed.

Figure No. 4 also portrays the hair arranged for a ceremonious occasion. The hair is but slightly waved and is combed up toward the center of the head, where four round puffs are arranged, the remainder of the hair being made in two long coils that extend quite to the pointed bang. The short hair at the nape of the neck is curled most becomingly.

At figure No. 5 the hair is very prettily dressed. It is waved and combed up to form a French twist, at each side of which is arranged a long roll that is pinned flatly to the top of the head. The bang is full, meeting the rolls, but lying short on the forehead. Full curls are made at the nape of the neck, which is sufficiently long and slender to admit a high standing collar.

Figure No. 6 represents a back view of a simple and dressy coiffure. The hair is waved and combed toward the back of the head. It is then loosely braided and turned up, the top of the braid almost reaching the crown of the

Figure No. 7 shows the same coiffure *en profile*. The braid is spread at the center to produce the effect of knots. The bang is softly curled.

At figure No. 8 is pictured a simple and artistic arrangement of hair. The hair is loosely combed toward the back and loosely coiled, and a long shell-pin is thrust through the coil from side to side both for security and ornamental effect. The short hairs fall in light curls on the neck, and a rather full bang is worn.

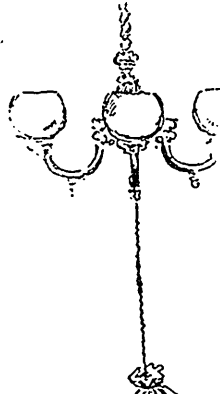


FIGURE NO. 1.—CHILDREN'S GAME.
(For Description see "Children's Corner," on Page 538.)

Tartan silk blouses and shirt-waists are among the seasonable novelties. They are worn by young ladies beneath jackets and may be used instead of basques or bodices.

Narrow ruffles of bias black velvet are very effective on plaid skirts. Two are usually applied, and the upper one may either be finished with a self-heading or trimmed with the narrowest of jet galloons.

Another pretty skirt decoration consists of two narrow bias bands of the material trimmed at both edges with cord to match. This arrangement will be most attractive on cloth gowns.

Sleeves, showing fulness let in above the elbows are admired for "pulled" waists, and unusually full sleeves that droop over their foundations in bell style are in order for fancy matinees and tea-gowns.

Fleur de lis brooches of cut silver are fancied by dressy womankind.

One of the new wraps having a shapely basque back, dolman sleeves, and

tab fronts that extend to the knees, is more appropriate for elderly ladies than either a jacket or a long coat.

FOR THE CHILDREN.

CHILDREN'S CORNER.

(For Illustrations see Pages 537 and 538.)

Fun and jollity must be kept up during all the holiday week. If you have grown tired of the puzzle-blocks and other toys which

But what have we at figure No. 5? Nothing more nor less than a buzz-wheel. This may be made by cutting out a circular piece of cardboard or stiff, heavy paper and making notches at the edge and two round holes at each side of the center. Paint the cardboard with water-color paints in as many colors as you wish, and draw a piece of cord, doubled, through the holes. When the wheel is completed take an end of the cord in each hand, as shown at figure No. 4, and turn the wheel rapidly round and round by twisting the cord. When the cord is twisted to the ends draw it, bringing the hands close together and then widely apart, and the wheel will take a contrary motion, showing the colors with kaleidoscopic effect. Drawing the cord out of its twist will make a buzzing noise, not unlike that made by a buzz-saw when in motion. The wheel need neither be painted




FIGURE No. 2.

good Saint Nicholas brought you, you may invite some of your little friends and have a happy time in the nursery with a new game which is called "Bursting the Bag."

The game is pictured at figure No. 1. It is very funny and very easily arranged. A bag of Manila paper or, better still, of gayly-colored Chinese paper, is inflated, by blowing into it and tying it tightly at the top with a string, which must be long enough to attach to a chandelier or any other pendant in the center of the room. The bag must be hung low enough so that it may be easily touched by the smallest of those engaged in the sport.




FIGURE No. 3.

FIGURES NOS. 2 AND 3.—OPTICAL DELUSION.

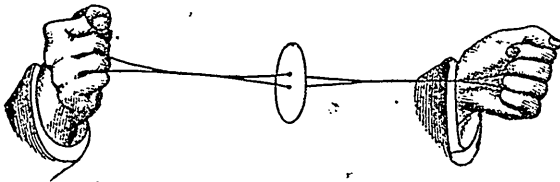


FIGURE No. 4.

A little boy and girl may play at this game in this wise: Each is blindfolded as if for blind-man's buff and turned round and round several times so as to become confused as to their whereabouts; then each player tries to catch the bag between his or her hands, which is more difficult than one would suppose from merely looking at the picture. When the bag is finally caught and burst, the report will be very loud, but this is part of the fun. Each player is given about three minutes in which to catch the bag, and the one who catches it soonest secures a prize. New bags are arranged for each set of players, and he or she who is longest at catching the bag is given the "booby" prize.

Candy toys, cookies, animal crackers and the like may be given to the "booby" and a mechanical toy or picture-book may be reserved for the winner of the game.

Figures Nos. 2 and 3 represent an "Optical Delusion," which you know, is an error of vision. Try to measure in your mind's eye the height of papa's high hat when placed alongside the wainscoting, as shown at figure No. 2. You will be surprised to find how easily mistaken you can be, for the hat looks very high when on papa's head.

At figure No. 3 you will see how badly you have hit the mark; the hat is not so very high after all, neither is the wainscoting as narrow as you believed it to be. You are laughing at the difference? I thought so.

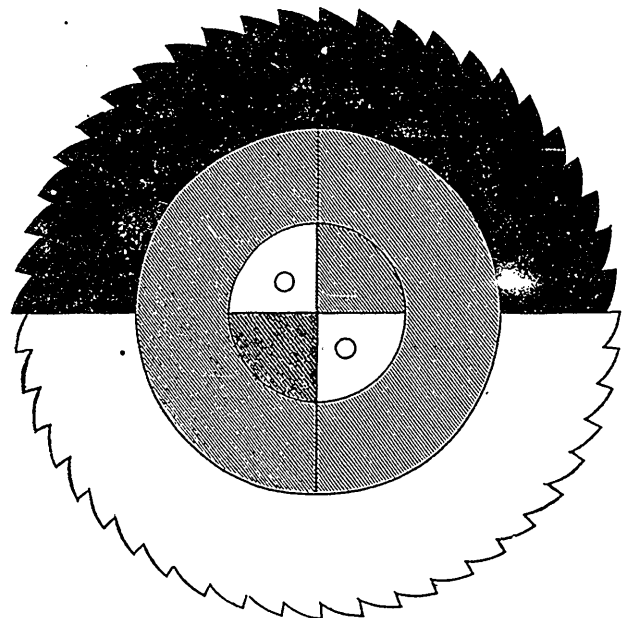


FIGURE No. 5.

FIGURES NOS. 4 AND 5.—BUZZ WHEEL, AND METHOD OF TURNING IT. (For Descriptions of Figures Nos. 2, 3, 4 and 5, see "Children's Corner," on this Page.)

nor notched unless desired. Are my little friends satisfied with to-day's games?

HOLIDAY THOUGHTS.—No. 1.


WHAT THE CHILDREN CAN DO.

When the trees have been bereft of their leafy coverings and their branches stand out, bare and brown, against the Wintry sky, the sight of an occasional pine or cedar, with its rich coat of dark-green, invariably induces thoughts of the happy Yule-Tide. It reminds us of Christmas merry-makings, of the Christmas-tree blazing with lights and glittering with tinsel, and, above all, of the presents that must be prepared betimes for those we love.

The little folks are, as a rule, much more deeply interested in Christmas and all that pertains to it than their elders, not only because of the gifts and goodies which they hope Santa Claus will bring them, but also because they have their little presents to make and their mysterious secrets to be carefully kept until the happy Christmas morning. For many weeks past the little folks have been veritable little misers, hoarding every penny to swell the contents of the Christmas box; and although the amount of these savings may not seem very large, much can be done with a very little by the exercise of proper judgment in selecting and industry in making up the various presents. Below are described a number of pretty articles suitable for holiday gifts that may readily be constructed by any little girl of average ability.

SHAVING-BALL.—A simple and inexpensive gift for papa or a grown-up brother or uncle is a pretty shaving-ball.

Any shade of tissue paper may be chosen, although light colors always seem most appropriate to the season. Even pure-white paper, with white ribbon for hanging the ball, produces a very charming effect. Eight sheets of tissue paper and a yard of inch-wide ribbon are the materials needed. Make a pattern of thick paper, shaping it by means of a plate or saucer that measures seven inches across. Fold each sheet of tissue paper so it will make as many circles as possible, lay the pattern in position, and cut the

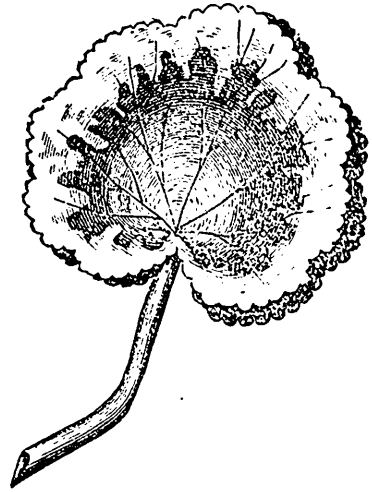


circles. When all the paper is cut point or jag the edges neatly. Fold each circle twice, thus making a point at the center; and, taking each folded section by the point, draw it through the other hand, crushing it into a roll, that will stand up like a little tent when opened at the edge. Thread a needle with strong linen thread, and string all the sections together, running the needle through the folded point and through all four thicknesses of each section. When all have been strung in this way, draw them together as tightly as possible, lay the middle of the yard of ribbon across the thread, and tie the two ends of the thread. Shape the paper into a ball, and tie the ends of the ribbon in a pretty bow by which to hang the ball. Sometimes the paper is cut in twelve-inch squares and strung in the same way. When arranged thus each piece may be pulled out as needed without disturbing the others. If different colors or shades are used, care should be taken to arrange the lightest at the top, gradually shading to the darkest at the bottom.

SPECTACLE-WIPERS.—A dainty present for grandpapa must first be considered, and nothing will please him better than a pair of spectacle-wipers, for they take up little room in his pocket and are always at hand when he wishes to polish his glasses. Cut two perfectly round pieces of fine chamois-skin each two inches in diameter. It is advisable to first cut a pattern from stiff paper so

there will be no possibility of wasting the material. Bind the pieces with narrow ribbon in any preferred color, and fasten them together with a small bow of similar ribbon. This gift will involve a very trifling expenditure.

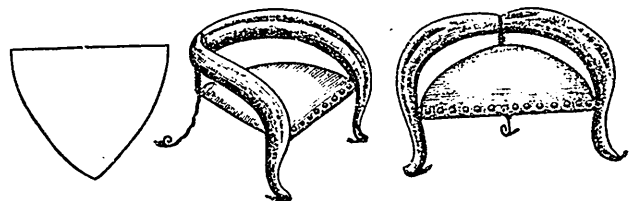
LEAF PEN-WIPER.—This will make an ornament for papa's desk at the office or in the library. For a pattern, lay a geranium leaf on stiff paper or cardboard, follow its edges carefully with a sharp pencil, and cut out the leaf with a pair of scissors. Duplicate this pattern as often as desired in black cloth, and string these cloth leaves together, running the thread through the stem part of each. For the outside, cut the same shape from dark-brown felt cloth, and fasten all the sections securely together. Add a many-colored bow of baby-ribbon to the stem end, and a very pretty pen-wiper is completed.



PAPER WEIGHT.—This will make an appropriate gift for a teacher or older friend. Take twelve inches of ribbon two inches and a-half wide, fold the edges together, and sew across the end and six inches up the side. Fill the narrow bag thus formed with coarse shot; fold back the ribbon at the top of the bag, tuck the end into the bag at the finish of the side sewing, and tie the whole tightly with silk thread. This will form a loop of ribbon at the top, making a very pretty finish.

EMERY BAG.—Mamma's old emery-bag is almost worn out, so it would be a good idea to make her a new one for Christmas. Cut a two-inch square of chamois, and make a bag of it by firmly sewing the bottom and sides. Cut the top edges in small points, fill the bag two-thirds full with emery powder, and tie it at the top with strong linen thread, concealing the thread with a bright ribbon tied in a bow.

RUSSIAN CHAIR PIN-CUSHION.—Another gift for sister, which will form an interesting and useful addition to her dressing-case, is this odd pin-cushion. The "merry thought" or wish-bone of a duck or goose is used as the frame-work of the chair. Soak the bone in boiling water and dry it with a cloth. Cut a notch in the back, and pass a wire around it, twisting the wire to form the third leg, and cover it neatly with fine black silk thread. For the cushion measure the bone, then cut two pieces of cardboard as shown in the diagram in the illustration. Overspread the upper cardboard with wadding, cover each piece with colored silk or satin, and glue the inner sides of the pieces together. Paint the chair two or three times, making the paint with a small piece of black sealing wax dissolved in spirits of wine; and then fit the cushion in the frame, as pictured, piercing the thin part of each leg and inserting a pin to serve as a support for the cushion. A row of small headed pins



may be stuck in the cushion and a bow of ribbon may be tied at the back for ornamentation.

SOENT-CASE.—Very little hands can manage this pretty gift,

which is suitable for a sister or brother. Cut two layers of thin cotton wadding three inches square, sprinkle between them an ounce of sachet-powder, and tack their edges together. Make a bag of cream or blue silk the same size as the wadding, leaving an end open like a pillow-case; slip the wadding smoothly in, and sew up the open end. The edges may be bound with ribbon, if the small seamstress is equal to the task. Catch the bag through in four places, and conceal the tackings with tiny bows of ribbon.

A PRETTY BLOTTER.—This will make a dainty addition to mamma's writing-desk. Procure a piece of celluloid measuring

goods or of red flannel to slip over the bags, working an initial on each, if of flannel, with yellow silk. Slip the cases on, and neatly seam their ends.

KETTLE-HOLDER.—Grandmamma still delights in housekeeping and will be wonderfully pleased with one or two ornamental kettle-holders made by her little granddaughter. Shape at least three pieces of thick flannel eight inches square, and tack them together. Cover them with a case of scarlet flannel, and sew a red cord around the edge, leaving a loop in one corner, by which to suspend the holder. Then get sister May, who can draw so prettily, to make a pattern of a tea-kettle with steam coming out of its spout; lay this on black cloth, cut the design out very carefully, baste it upon the middle of the holder, and neatly hem its edges. The word "Grandma" may be traced on the reverse side of the holder with a black pencil and the lines followed with black cotton, the stitches being very carefully taken so they will not show on the other side.

BOOK-MARK.—This also will be an appropriate present for a teacher. It is made of grosgrain ribbon three-quarters of an inch wide, and two or three colors or shades are generally united in its construction. Cut the ribbon in three lengths—ten, twelve and fourteen inches. The three ends are placed together, one over the other, and are then passed through a small brass or nickel ring and sewed neatly. If preferred, the ring may first be covered with crocheting done with coarse twist matching the lightest ribbon. Each of the three free ends is finished in a point, a tiny ball of silk being added. The balls may be purchased at any fancy-goods shop and each should match the ribbon upon which it is sewed. Tiny bells may be used instead of the balls. A pretty book-mark may be made of pale-blue and white ribbon, the crocheting being done with white twist, and the ends ornamented with blue and white silk balls.

PAMPHLET.—The studious little girl's learning will be put to the

eight inches by three and a-half. Celluloid is manufactured in large sheets, but in most of the shops these sheets are cut into four pieces each ten inches by twelve in size; some dealers will even sell a smaller quantity. Cut the blotting paper the same size as the celluloid, using at least four sheets. Make two holes in one end of the celluloid and corresponding holes in the blotting paper, and fasten all together by passing a ribbon through these holes and tying it in a bow on the upper side. A pale-blue or yellow ribbon will be very effective. If preferred, the cover of the blotter may be made of terra-cotta or chocolate-colored cartridge-paper and decorated.


A Cozy.—An appropriate present for inamma or auntie would be a light covering, often called a "cozy," to use when taking a nap during the daytime; and a pretty convenience of this kind may be made with little trouble or expense. Cut two pieces of cheese-cloth each a yard long, the material being also a yard wide. Place a layer of cotton between the sections, and baste all smoothly together. Turn in and sew the edges, and then button-hole the cozy all round. Tack the cover together at regular intervals with worsted, marking the locations of the tackings to avoid mistakes. White cheese-cloth and Nile-green worsted will make a very pretty cozy.

SLEEVE-HOLDER.—This ingenious little article was invented in Germany and is intended to keep one's sleeve smooth when another sleeve is to be drawn over it. It may be made for a grown sister or cousin. Procure a yard and a-half of half-inch ribbon and two brass or nickel-plated rings three-quarters of an inch in diameter. Cover the rings with crocheting, using for the purpose coarse twist matching the ribbon. Sew a ring to each end of the ribbon band, and the holder is completed. In putting on a coat or jacket place one ring over the fore-finger, wind the ribbon around the under sleeve, and slip the other ring over the thumb of the same band. The outer garment will then slip on without difficulty.

BEAN-BAGS.—The very little brother or sister must not be forgotten, and a set of bean-bags will prove acceptable. A set should



contain at least four or five. Cut the proper number of six-inch squares from ordinary bed-ticking, and make the bags very strongly, and fill them two-thirds full of beans. Make cases of figured

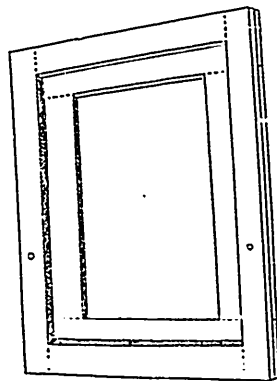
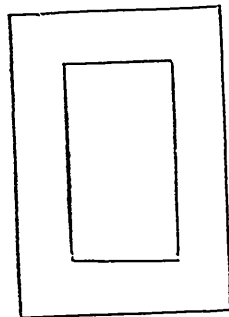



test in preparing this really pretty present for her dearest little friend who loves books better than dolls. When you have cut a sufficient number of engravings of authors and other great men from illustrated papers and magazines to make a pretty thick book, cut them neatly about the edges and paste each as carefully as pos-

stiff paper, as shown. Then select one or several quotations or sayings from each author and write them in your best hand beneath the picture. After the book is ready, cut two pieces of cardboard about an inch larger all round than the leaves, cover them with embossed paper, and inscribe in large letters on the upper cover "Bright Thoughts of Great Men," as illustrated. If you should use plain paper for the covers, decorate it with scrap pictures. Pierce holes in the covers and leaves at each end and draw a ribbon through from side to side, tying the ribbon in a bow on the outside. Even a grown-up friend will appreciate a gift of this kind, if carefully prepared.

DOOR STOP.—This will also make an acceptable Christmas present for grandmamma. For it procure a perfectly shaped brick, and cover it with some heavy material in a single color or a combination, carpet, velvet and plush being very serviceable. Lay the brick on paper, and cut patterns for the end, edge and flat side. Cut from the goods selected two pieces like each of these patterns, allowing for seams all round. Fit the pieces about the brick, baste their edges very firmly together, and button-hole over the seams with silk floss or worsted. A pretty finish may be provided by tying a wide ribbon around the brick after it is covered, forming a flat bow on top. When anybody is sensitive to draughts a door-stop is useful to keep the door from opening too far.

PICTURE-FRAME.—An easily arranged gift for an elder sister is a picture-frame, in the making of which one of papa's cigar-boxes may be used. Cut and plane off four pieces of the box, cutting longer strips for the sides than for the top, so that your frame will be oblong. Fit the pieces at the ends and hold them together by pasting a piece of paper on the wrong side with mucilage. Then



fasten a layer of thin wood over the inside of the frame with very small nails or pins with the heads removed, to form a rabbet, which as illustrated in the diagram shown, is the space between the inner edge of the frame and the wood. After the frame is made, remove the paper. The mat is then cut from heavy cardboard and fitted into the frame as pictured. A floral piece, a portrait or any pretty picture may be framed in this manner, as illustrated.

GLOVE-CASE.—Such a case may be used for either gloves or

handkerchiefs and may be made for a sister or a girl cousin. Buy two embroidered handkerchiefs that are exactly alike, the embroidery being done in either yellow or blue. Lay one of them flat, and place upon it two layers of cotton or sheet wadding, sprinkling a generous allowance of sachet-powder between the layers; then lay the other handkerchief on top, and with a fine needle and thread catch together all the corresponding points of the two handkerchiefs. Sew the case straight through the center from side to side, taking very fine stitches; and fold along the line thus made. Fasten ribbon ties to the four corners, and bow them prettily. Handkerchiefs suitable for this purpose may be purchased very cheaply.

BONBON BAGS OR BASKETS.—There are always a few friends to whom only a simple remembrance should be sent, anything lasting or over-serviceable being really in poor taste. For such gifts nothing is more suitable than pretty bonbon bags or baskets. For a very little friend one of the small fancy baskets that may be purchased for a trifle is quite large enough. Line the basket with white tissue paper, fill the paper with candy (which, by-the-by, may be home-made), and tie a tiny bow of ribbon on the handle of the basket.

A bag for bonbons may be made of fine lawn or nainsook in the following manner: Place a round piece of cardboard five inches in diameter on a circle of the material eleven inches in diameter, and tack it to position with a needle and fine thread. Make a deep hem at the top of the bag, sewing twice to make a casing, in which run a yard of half-inch ribbon. Arrange paraffine paper in the bag to prevent the bonbons soiling the material. When the bag has been filled the ribbon should be drawn and tied in a bow.

SCHOOL-BAG.—This will do for little brother Jack. Choose heavy cloth for the bag, dark-blue being a serviceable color. Cut two pieces of the cloth each a yard long and fourteen inches wide; baste them securely together, and then sew up both ends, one of the long sides and all of the other long side except for a distance of fourteen inches at the center. Hem the edges of this opening, and slip two rings two inches in diameter over the bag, which is then ready for use. The rings, which are connected by a tiny chain, may be purchased at any of the large shops. If desired, the future owner's initial may be outlined on one end; or if the bag is intended for a girl friend, the decoration may consist of a spray of flowers.

Although none but very simple articles are mentioned above, the little fancy worker must not forget that patience and care are required to give them a neat and attractive appearance; and it should also be remembered that the fond friends who receive these gifts, into which so much childish love and thought are wrought, often by the labor of little fingers that will persist in being "all thumbs," will value them a hundredfold more than the most elegant presents which can be bought in the shops and which cost their donors nothing but money.

U. S. E.

A CHILDREN'S CHRISTMAS-EVE PARTY.

It was about ten days before Christmas that Stella Warner, aged nine, and her brother Haldon, aged seven, sent out the following invitation to their numerous friends:

*Miss Stella and Master Haldon Warner
will be glad to see you*

*At their parents' house, on Christmas Eve, from Seven till Nine o'clock,
to meet Santa Claus.*

Of course, there was much speculation and curiosity aroused among the small folks who were so fortunate as to receive invitations, and little else was talked about but this promised meeting with Santa Claus, everybody wondering how Christmas-eve was to be spent at Stella's and Haldon's home.

This curiosity was in no wise lessened by the rumor that Johnnie

Grey, who lived near by, had seen a beautiful fir-tree and several baskets of evergreens delivered at the Warner homestead just a day or two before Christmas.

Added to this, too, was the fact that Mrs. Warner had gone in her carriage to the home of each of the children invited and had taken therefrom sundry mysterious locking bundles and packages, and had also asked for a stocking belonging to each expected guest.

Stella and Haldon, when besieged by numerous questions, looked very wise, but said nothing that would throw any light on the matter; so it grew all the more interesting.

When Christmas-eve finally arrived—and it was dreadfully slow coming round—I think everyone who had been invited was present, except Lulu Grey, who had a sore throat, which did not, however, hurt her half as badly as did her disappointment at not being able to attend the party.

The young folks as they arrived were shown up-stairs to lay off their wraps; and when all had gathered, Stella's elder sister played a lively march on the piano in the hall below, while, two by two, the company marched down, led by the young host and hostess, who were prettily attired for the occasion in fancy dresses representing a Snow Prince and Princess.

These costumes were made of a soft, white material, trimmed with eider-down and sprinkled with diamond-dust, and were very pretty and artistic.

From the hall the procession passed into the parlors and marched three times round a beautiful and stately fir-tree, which occupied the center of the room and was handsomely decorated with strings of popped corn and tinsel ornaments, and laden with pretty gifts.

The most unique decoration of the rooms, however, was supplied by a number of stockings of all sizes and colors, which were hung in long rows on bamboo poles fastened to the walls.

On each stocking was pinned a card bearing the owner's name and a merry Christmas greeting.

After the march was ended, the procession disbanded, and the young folks either gathered about the beautiful tree to look at its full crop of strange fruit and wonder which was to fall to their lot, or else indulge in furtive glances toward those especial stockings which they might claim as their own, and which seemed filled with good things from their extended size and several protuberances.

Then some pleasant games were indulged in, while those who danced formed two long rows in the hall and went through the graceful figures of the Virginia Reel.

As the clock struck eight there was a resounding knock at the front door, and quickly the news spread from mouth to mouth that Santa Claus had come.

Sure enough, when the door was opened and the children gathered eagerly round, there stood the jolly old fellow, with his ruddy face half concealed by a long, white beard and a snowy moustache.

Some of the young folks called to mind afterward that his merry laugh and voice were singularly like those of Mr. Warner, but in the pleasant excitement of his presence (and *presents*, too, I might add), this was not noticed at the time.

He certainly did not look anything like the father of their young entertainers, with his jolly round stomach, shaggy great-coat and fur cap.

With a cheery word to this one, and that, and a kindly pat on the curly heads closest to him, Santa Claus led the way to the Christmas tree, followed by the youngsters, who crowded after him like the merry rats after the Piper of Hamelin.

When all were gathered round the tree, Santa Claus made a little speech, in which he said that after his long, cold journey, he was glad to meet with such a warm welcome, and was surprised and delighted to find so many good children assembled who were entitled to receive a present for their excellent behavior during the past year—for he supposed that none but really good and obedient children had come to claim his gifts.

At these words there were some dubious glances exchanged among the company, but all doubts were soon swept aside after Santa Claus began to distribute the numerous articles on the tree, calling out the names written on the various presents, while the happy claimant stepped forward to receive them.

When the tree had been despoiled of its burden, the stocking hunt began, and this afforded considerable fun as the owners sought out their property and laid claim to it.

In each stocking were some nuts, candies and raisins, an apple, orange and banana, and a delicious cruller made into the initial of the owner's name.

The contents of the stockings were, of course, furnished by Mr. and Mrs. Warner, and were not removed until the young folks got home, thus saving the hostess considerable trouble and her carpets much damage.

The presents on the tree were those which the parents of the children gave; and this general distribution of gifts from one point saved the different families the trouble of preparing for Christmas at each separate home.

A little after nine, the merry youngsters went home to pleasant dreams, all highly delighted at having become personally acquainted with dear jolly old Santa Claus.

H. C. W.

LITTLE MOTHERS.

In the present practical age the doll is a prominent factor in the early education of girls. Very little women are encouraged (when encouragement is necessary) to choose dainty styles for their bright-eyed pets and to cut and make up the various articles of their diminutive attire. Not a garment, from tiny under-vest to elegant opera-cloak, but is or may be made by the little mother for her doll-children; and if she be fastidious and, eminently sensible, she will also attend personally to all the laundry work of her family. To be sure this childish industry in no wise lessens the cares or labors of the older feminine members of the household, but no mother who has her little daughter's welfare truly at heart will grudge either the time or the small outlay of money necessary to give the child the valuable experience of this early performance of maternal duties.

However great the little mother's pleasure may be on receiving a new and handsome doll, her joy is only perfect when she is allowed to select it for herself from a large variety, and then to clothe it in its best suits her youthful fancy. Plenty of time should be allowed for choosing this object of her maternal affections, although it often happens that devotion is inspired at first sight for reasons that are as far to seek as those which govern any other of the apparently inexplicable preferences of the feminine heart. If it is a boy doll for which the little mother seeks, some real or fancied resemblance to a picture in *Mother Goose* or the Arabian Nights is as likely to decide her choice as any more practical reason. Now and then a little girl will prefer to consider herself the grandmother rather than the mother of her dollies, but this is usually after she has been bereaved of former favorites through the wear and tear of time or the deprecation of a cruel brother, who pitilessly rent her darlings limb from limb in a spirit of investigation or of mischief, pure and simple.

The average little girl takes more delight in a rag doll than in any of the more elaborate and costly productions in wax or china; for she can hug it to her heart's content without fear of breaking its skull or fracturing any of its limbs. To be sure it cannot cry, or call "Mamma," or open and shut its eyes of putty; but then there is nothing quite perfect in this world, and little mothers learn this sad fact very early in their maternal experiences. The rag doll may be a home product, since its possessor, as a rule, is too youthful to have developed a distinct ideal of infantile features, complexion and

clothing. In fact, the dolls of this sort offered in the shops are seldom as attractive to their baby owners as those of domestic manufacture. The pattern of a rag doll is No. 81, price 7d. or 15 cents. The doll may be made of white muslin and stuffed with rags or cotton. The face must be painted; and if the little mother is not able to do this herself, one of her big brothers or sisters will surely possess enough skill with the brush to outline a face that will suit her simple fancy.

A shapely lady doll may be cut by pattern No. 139, which costs 7d. or 15 cents; and pattern No. 140, which is furnished at the same price, will produce an equally satisfactory baby, girl, miss, boy or man doll. Dolls of this kind, which may be most appropriately made of stockinet, require the addition of wax or china heads. Ample instructions for making accompany the patterns, so that no little girl who is at all skillful with her needle should experience the slightest difficulty.

The body being completed, the clothing is next in order, and for this a choice variety of patterns is presented. As a rule, very small girls prefer to clothe their dolls as infants, because their ideal of a child is more readily attained in this way. Later on the little mother is ambitious to possess a doll that may be taken into society and be given a daily airing in its carriage; and she may even go so far as to desire what the Parisian toy merchant labels "Monsieur, Madame et Bébé." The ordinary little girl, however, likes to have her dolls unattached, that she may regulate their destinies to suit her personal tastes. The first step in this process is naturally the choice of a name. After this, clothing must be considered; and in its choice and making the child's judgment, taste, industry and economy may, with proper instruction from her elders, receive an impulse that will go far toward making a wise and capable woman of a thoughtless, uninformed little girl. Of course, the tiny maiden who has a natural aptitude for womanly usefulness and graces is easily moulded into a noble maturity, but no feminine nature is wholly unpliant if taken when the motherly instinct and love are first warming into activity.

The little girl who dislikes patchwork and overhand seams is delighted with a needle and thimble when she can use them to make her dolly a new gown; and while she may abhor knitting in itself, she will work industriously to make stockings or mittens for her



No. 81.—PATTERN FOR A RAG DOLL.

beloved Ethel Jane or Dolly Varden, who cannot take her airing until provided with these articles of apparel.

Dotty Dimple is a baby doll. She has just arrived, and her stockinet skin is just as fresh as the pink paint upon her lips. She needs at once chemises, petticoats, slippers and a wrap, besides a knitted hood and socks. If she has a blanket with a feather-stitched hem, she does not really need a wrap; but the little mother's happiness will be incomplete if

Dotty's wardrobe does not include all the garments worn by the flesh-and-blood baby next door when trundled out in its pretty carriage by Mary, the nurse. Dolls' Set No. 109, which is illustrated at figure No. 264 R and costs 10d. or 20 cents, provides patterns for a long petticoat, a gown and a pretty little short house-sack. The sack should be made of cashmere or flannel and bound with ribbon or button-holed with silk; and the petticoat may be made up and finished in the same way, if a lace-edged cotton one be considered insufficiently protective. The slip, or dress, as it is sometimes called, may be of white washable goods, dotted or sprayed cambric or fine gingham.

Ethel Jane may represent a mother doll and may be clad as a grand society queen or as a sweet, domesticated mamma in a tea-gown or a skirt and breakfast jacket. Sometimes, to emphasize her position as head of the doll household, she may be attired in a wash gown and an apron, just as though she were a busy, bustling housewife. At

figure No. 248 R she is shown as a society belle, clad in a trained costume with low neck and elbow sleeves, which may be cut from silk, crepe, satin or lace, by Set No. 130, price 10d. or 20 cents.

In addition, she will need a circular wrap of wool goods or velvet, prettily lined, and provided with a hood to draw over her head when she goes to a ceremonious dinner or to an evening party. Such a wrap may be cut by Set No. 138, which is represented at figure



FIGURE No. 255 R.



FIGURE No. 262 R.



FIGURE No. 251 R.



FIGURE No. 260 R.

No. 255 R and costs 10d. or 20 cents. The Set also includes a costume of walking length to be worn upon the promenade.

Then there must be a nurse for Dotty, represented by a rag doll covered with black or dark-brown stockinet and clad in a gingham gown, a bandanna head-kerchief or cap, and a big white apron. Dinah, properly clad as a nurse, is pictured at figure No. 266 R, her garments having been shaped by Set No. 111, price, 10d. or 20 cents.

Last, but not least, comes the husband of Ethel Jane, Dotty's father. This important gentleman will, of course, be impersonated

by a boy doll, and is represented at figure No. 249 R, fashionably attired in an evening dress-suit cut from cloth by Set No. 39, price 10d. or 20 cents.

The little mother who watches the changes of dress afforded the "real live"

baby next door will soon decide that it is time to array Dotty in her first short clothes. Set No. 147, which costs 10d. or 20 cents, and is shown at figure No. 544 R, consists of a petticoat, dress and sack, all of which may very easily be made. The petticoat may be cut from muslin or cambric, tucked in clusters and edged with lace or embroidery. Embroidery and nainsook will be dainty for the dress, which has a square yoke, full skirt and comfortable shirt sleeves. Pink being a favored color for babies, Dotty's sack will be made of pink twilled flannel, and will prove very comfortable indeed.

It may be neatly scalloped, and fancy-stitched over the seams. The doll family is constantly growing, and suitable attire must be provided for each new member. Melinda is one of the new comers, and her important little mother decides she is old enough to go to school and have a variety of pretty dresses. Her school toilette is as warm and comfortable as the most solicitous parent could wish, and Jack Frost will not have a chance to pinch the tiny maiden's ears and finger-tips. The long double-breasted cloth coat may be trimmed with Astrakhan or other fur; the muff, which is hung about the wearer's neck for security, is also made of cloth and trimmed with fur; and the cap is made of eider-down flannel and edged

with fur. All three garments are included in Set No. 146, which costs 10d. or 20 cents, and is illustrated at figure No. 543 R.

Under her coat dolly wears a dress and guimpe, which are pictured at figure No. 262 R, and were cut by Set No. 110, price 10d. or 20 cents. The dress may be made of navy-blue casimere and decorated with fancy stitching done with white silk, and a sash similarly stitched. The guimpe will be attractively developed in plain and tucked white cambric.

A pretty Greenaway gown and hat will prove exactly suitable for a doll of Melinda's immature figure. The dress may be made of polka-spotted wash goods and trimmed with embroidery and ribbon, and Sarah may be used for the hat. A suit of this kind is prettily illustrated at figure No. 251 R, the Set used for its making being No. 134, price 10d. or 20 cents.

A Mother-Hubbard cloak is pictured at figure No. 260 R, and may be worn on special occasions instead of the school coat. Figured cloth will make a handsome cloak, and a lace collar may lie flat about the neck. A pretty loang-ing wrapper may be cut by the same pattern, which is included in Set No. 129, price 7d. or 15 cents.

Figure No. 265 R shows dolly arrayed in a most comfortable night-dress. The dress is developed in cambric and lace insertion and trimmed with embroidery, and its pattern is included in Set No. 96, which costs 7d. or 15 cents.

Miss Phoebe is a fashionable young lady doll, with pretty blonde hair and a penchant for "stunning" gowns. In the first place, she



No. 140.



No. 139.



FIGURE No. 248 R.



FIGURE No. 249 R.



FIGURE No. 264 R.



FIGURE No. 266 R.



FIGURE No. 544 R.




FIGURE No. 265 R.

has a travelling toilette, which is illustrated at figure No. 259 R, and was cut by Set No. 137, price 10d. or 20 cents. It consists of a divided skirt of plain flannel and a double-breasted ulster and a polo cap of checked cloth. A travelling satchel may be strapped across dolly's shoulders to give her the air of a tourist.

The toilette shown at figure No. 542 R includes a costume and cape. The costume is made of tan cloth and brown velvet. The skirt is a bell and is trimmed at the bottom with brown silk soutache. The basque is cut in tabs all round at the bottom, and the fronts are faced to simulate a vest.

The loose edges of the basque are trimmed to match the lower edge of the skirt. A velvet collar fits about the neck, and coat sleeves rise high above the shoulders. The cape is made of cloth and is very long. The shoulders are high and gracefully puffed, and the collar slants to points at the ends. Miss Phoebe looks as stylish in this toilette as does her little mamma's big sister in her latest street attire. The costume and cape are comprised in Set No. 145, which costs 10d. or 20 cents.



FIGURE No. 259 R. FIGURE No. 542 R.

Then there is Little Boy Blue, who has newly come into the family of dolls and must be fashionably clothed. The sailor suit, depicted at figure No. 261 R, and cut by Set No. 116, which costs 10d. or 20 cents, is very pretty indeed. The short trousers are made of blue flannel and trimmed at the sides with white braid. The blouse has a deep sailor-collar of white flannel, and a shield trimmed with crosswise rows of white braid; and the sleeves are finished with white flannel cuffs. The cap is in regulation shape and is made of blue flannel, with a band and streamers of white ribbon.

The boy doll dressed as Little Lord Fauntleroy is very charming and should be provided with a court suit, a riding suit and a third suit for ordinary wear, which are shown respectively at figures Nos. 252 R, 253 R and 254 R. The court suit is made of black velvet and is completed by a lace collar and cuffs and a silk sash. It comprises a jacket, sash and trousers and was cut by Set No. 124, price 10d. or 20 cents. The riding suit consists of trousers and Norfolk jacket of striped cloth, and chamois leggings, and was shaped by Set No. 128, price 10d. or 20 cents. The ordinary suit was cut by Set No. 136, price 10d. or 20 cents, and consists of short velvet trousers, a white cambric blouse, and a short velvet jacket. The sailor collar and cuffs finishing the blouse are worn over the jacket, which is trimmed at the edges with buttons.

During the Winter the little mother will arrange a dolls' carnival, and will invite all her young friends to bring their dollies to have a share in the fun. Each doll in the family may be dressed to represent a different character for this occasion, and there will be little difficulty in producing the desired effect. Ethel Jane looks a very

10d. or 20 cents, and consists of a plainly finished dress of Quaker-drab serge, a kerchief of white mull that is crossed in front, and a bonnet matching the dress. A pair of spectacles placed on dolly's nose will give her a more staid and elderly appearance.

The elegant Phoebe is portrayed at figures Nos. 256 R and 257 R, dressed as a Japanese lady. The costume is copied from the Japanese kimono and is made of flowered silk. The wide sash, which is draped under the arms and formed in a flat bow at the back, is made of braid. The Set by which the costume was shaped is No. 114, price 10d. or 20 cents. Several long, fancy hair-pins may be thrust through the high coiffure, and a fan may be carried to give Miss Phoebe an unmistakably Japanese air.

The man doll may be dressed as a monk, as shown at figure No. 492 R. The costume is made of black flannel and comprises short breeches, a long habit with turned-back sleeves, a pointed hood or cowl and a cap, all of which were cut by Set No. 142, price 10d. or 20 cents. A cord is tied around the waist in true ecclesiastical fashion.




FIGURE No. 261 R.

Little Boy Blue will be fat and jolly-looking as Santa Claus, in which character he is represented at figure No. 494 R, the nec-



FIGURE No. 252 R.



FIGURE No. 253 R.

essary garments having been fashioned by Set No. 143, price 10d. or 20 cents. The trousers, which are cut from red flannel are extended to form a body and reach only to the knees. The vest and coat are also made of red flannel, the coat being provided with a pointed hood and a belt and trimmed at the wrist and lower edges with fur. The leggings and cap are fashioned from blue flannel.

The leggings are trimmed at the top with fur and are worn over the trousers. The cap is pointed and tipped with a tassel, and fur trims its edge. Of course, Kris Kingle must wear a long white beard and must surely have a jolly little black pipe in his mouth.

Mothers should not regard the subject of dolls lightly, for in the care of her inanimate family the industrious little girl will receive the most valuable of Kindergarten training. Her hands will soon



FIGURE No. 254 R.

become skilful both for wielding the needle and for handling infants, the latter being an art, by-the-bye, regarding which many young wives are in deepest ignorance when starting upon their career as mothers. Early impressions of proportion in shaping, of economy in cutting and of harmony in the blending of colors form a solid groundwork upon which may be founded that practical knowledge and skill without which no woman is fit to govern a household.

In addition to the styles mentioned above, there are numerous others illustrated in our Catalogues that are suitable for dolls of all kinds and for every possible occasion.



FIGURE No. 493 R. FIGURE No. 493 R. FIGURE No. 494 R. FIGURE No. 495 R. FIGURE No. 256 R. FIGURE No. 257 R.

demure nun at figure No. 493 R. The Set by which her garments were cut is No. 141, which costs 10d. or 20 cents. The costume includes a habit of black nun's-veiling, a collar, cap and head-band of white linen and a veil of nun's-veiling.

Melinda, dressed as a quaint but charming Quaker lady, is pictured at figure No. 497 R. Her costume was cut by Set No. 144, price

THE DINING-ROOM AND ITS DECORATION.—No. 12.

At this season of good-cheer every mother is intent on subscribing to the pleasure of the merry little ones, who are on the very tip-toe of expectation of the happy Christmas-time. A children's dinner party for Christmas eve or Christmas day is a happy inspiration, and the busy brain of the mother teems with suggestions for something that will render the feast at once unique and amusing. Beside the generous array of sweets and good things that deck the well-spread table, there may be a center-piece, which on this occasion should also prove the center of attraction; and upon it may be expended all one's ingenuity.

An attractive idea is expressed in the center-piece displayed at figure No. 6. A cone is made of cardboard and upon it are holly-leaves and berries so skilfully adjusted that they appear to be growing. The cone when completed is fitted on a round Majolica dish or basket, which is filled with toys and favors and all sorts of pretty odds and ends that will delight the children.

Figure No. 7 shows the cone lifted from the overflowing dish. This charming center-piece may ornament the table at an adults' dinner. When the table is cleared for dessert the cone may be raised—seemingly by invisible hands—by a simple mechanical arrangement. A wire is suspended from the host's chair to the chandelier and from thence attached to the point of the cone; by moving the wire the cone may be lifted and the favors disclosed to the astonished guests.

Figure No. 8 illustrates a doily for a water-pitcher, caraffe or center-piece, and figure No. 9 represents the design wrought upon it in button-hole long-and-short stitch, which is described in "Fancy Stitches, and Their Application" in the February DELINEATOR. The doily is worked at the corners and fringed between, the edges being overcast. A pretty and ornamental arrangement of

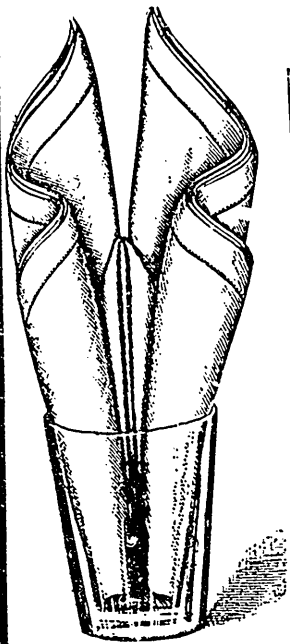


FIGURE No. 1.

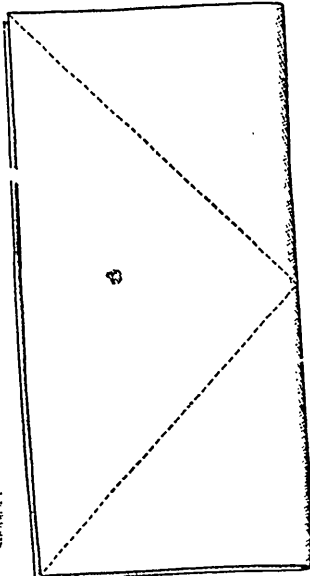


FIGURE No. 2.

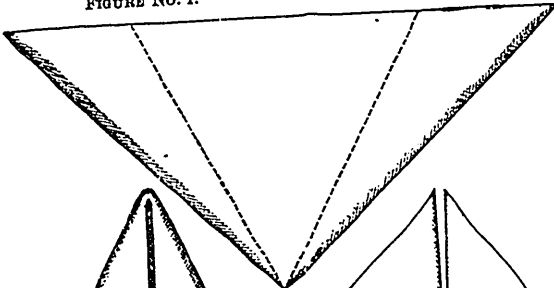


FIGURE No. 3.

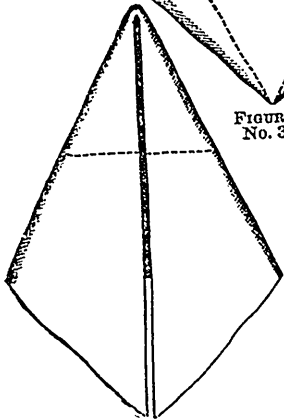


FIGURE No. 4.

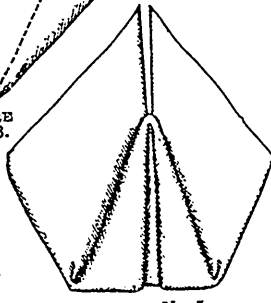


FIGURE No. 5.

FIGURES NOS. 1, 2, 3, 4 AND 5.—FANCY FOLDING OF NAPKIN.



FIGURE No. 6.—SURPRISE CENTER-PIECE.




FIGURE No. 7.—CENTER-PIECE UNCOVERED.




FIGURE No. 8.—DOILY.

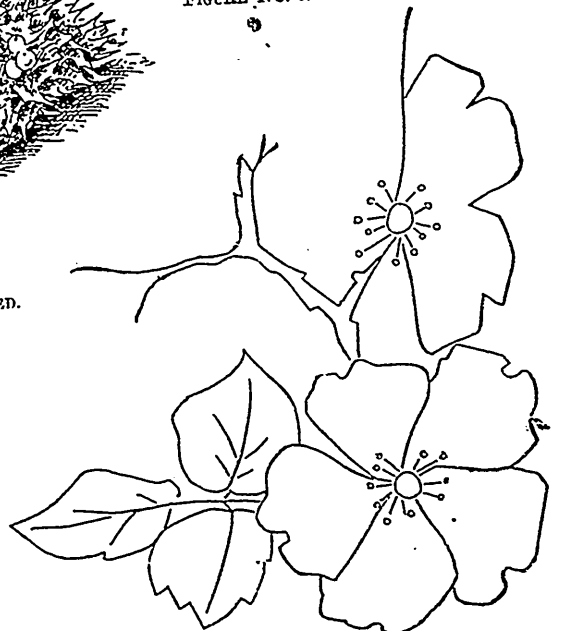


FIGURE No. 9.—DESIGN FOR DOILY.

the napkin is pictured at figure No. 1, and the method of folding it is shown at figures Nos. 2, 3, 4 and 5 on this page. First fold the napkin double, then fold the ends over as shown at the dotted lines at figure No. 2 to form a triangle; fold the sides again at the dotted lines as shown at figure No. 3. Turn up the point at the dotted line shown at figure No. 4 to produce the effect pictured at figure No. 5. The folds may be spread and the napkin arranged to stand upright in a glass as depicted at figure No. 1.

FANCY STITCHES, AND THEIR APPLICATION.

No. 12.

This article, the last of the year, is fully equal in point of interest and utility to any of the series that have gone before; and in some respects it is superior, inasmuch as a startling novelty entirely out of the usual range is presented. The work referred to has been prepared expressly for us and is known as "jewel embroidery." It may appropriately adorn the most sumptuously furnished apartment and be elaborated as much as desired; while at the same time it may be done at small expense by using a greater quantity of gold thread and fewer jewels. Japanese gold thread in different grades is charmingly introduced in conjunction with nail-heads in a variety of colors and shapes; these, with gold, silver and metallic colored glass beads—which closely resemble those used in Gobelin embroidery—and a few threads of filo floss that appear here and there, forming a charming ensemble.

The beads and nail-heads may be purchased of the Kursheedt Manufacturing Company; and this firm offers to send free of charge to those of our readers who are about to reproduce any of the designs presented this month, and who order the jewels from them, one of the four designs represented, all perforated and ready for stamping.

FIGURES NOS. 1 AND 2.—METHOD OF PASSING THE GOLD THREAD THROUGH THE MATERIAL, AND INSTRUCTIONS FOR COUCHING IT.—Many people have the impression that gold thread must be sewed through in order to have it remain intact, but this idea is erroneous. The thread may be easily applied as follows: Pass a large-eyed needle down through the material at one end of the line to be covered, allowing the eye to remain above, as shown at figure No. 1; then run the thread through the needle and draw the needle down quickly. Now bring the needle up at A as shown

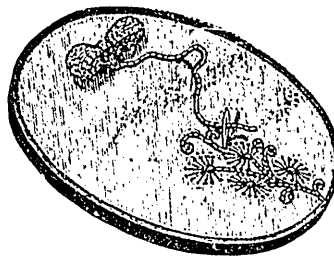


FIGURE No. 1.




FIGURE No. 2.

FIGURES NOS. 1 AND 2.—METHOD OF PASSING THE GOLD THREAD THROUGH THE MATERIAL, AND INSTRUCTIONS FOR COUCHING IT.

FIGURE No. 3.—ELABORATELY DECORATED MUSIC-RACK.—Select a pretty white enamelled music-rack and decorate it like the one shown at this figure. If, perchance, one possesses a rack of bamboo or some similar wood, the desired effect may be reproduced at very small cost. Heliotrope satin in a soft shade was used for the panel, and over it are scattered sections of and the designs like those

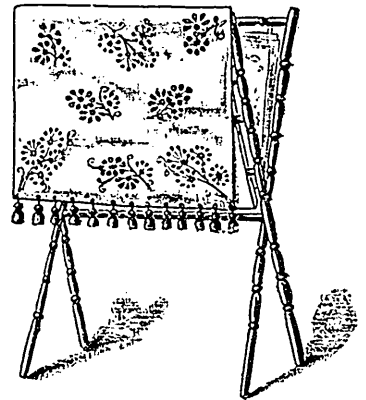


FIGURE No. 3.—ELABORATELY DECORATED MUSIC-RACK.




FIGURE No. 4.




FIGURE No. 5.

FIGURES NOS. 4 AND 5.—DESIGNS USED FOR JEWEL EMBROIDERY.

at figure No. 2, passing it down through at B and bringing it up at C, thus making a succession of over-and-over stitches. When at the terminus of the line again pass the gold thread through as in the beginning. Silk cords, many-strands-of-silk, Japanese gold thread, etc., are all couched in this simple manner and are very effective materials for the new kinds of embroidery where a great deal of straight-line work is to be accomplished.

shown at figures Nos. 4 and 5. A fine and medium grade of Japanese gold thread is used in working the pattern, and the decoration is provided by jewels of various colors and shapes held in position by means of tiny gold beads. Filo floss and metallic beads are also used in the embroidery. The back of the panel is lined with gold-colored satin, and the lower edge is finished with yellow-and-heliotrope silk drops, each drop being held in place by a glittering nail-

ing combinations can be selected in combination with silver or the gold. This panel may be used for a border decoration on an upright piano-scarf. We would not advise plush as a foundation, because the work sinks in the nap and thus mars the effect.

FIGURES NOS. 4, 5, 8 AND 11.—DESIGNS USED FOR JEWEL EMBROIDERY.—Figure No. 8 presents a full-size view of the design used in sections for decorating; the upper half is used on the opera-glass case, pictured at figure No. 6, and the lower part is reversed and serves as a border decoration on the dust-bag shown at figure No. 7. It is also shown complete on the ease pictured at figure No. 9. In all instances gold thread is couched on and jewels are applied by

means of tiny gold beads. In applying a jewel bring the needle up through the hole in it, string one bead on the thread and pass it down again through the hole in the jewel; as the bead is larger than the hole it thus serves as a stay and holds it in place.

The designs shown at figures Nos. 4 and 5 are the same as those used in decorating the panel on the music-rack at figure No. 3. The wheel pattern is wrought in medium grade gold thread, and the irradiating lines from the center jewel are made with one thread of sage-green filo floss, taking a long stitch from top to bottom and applying a bead at the top of each stitch for a finish. The conventional flower design is beautifully brought out by using the corrugated and cushion-shaped opaque and brilliant discs, and the centers are studded with elongated brilliants the color of the flowers. The jewels in some instances rep-




FIGURE NO. 8.—DESIGN USED FOR JEWEL EMBROIDERY.




FIGURE NO. 6.—OPERA-GLASS BAG.



FIGURE NO. 7.—FANCY DUSTER-BAG.




FIGURE NO. 9.—GENTLEMEN'S NIGHT-SHIRT CASE.

head. A charming effect may be produced by using any light-colored moleskin velvet, with jewels of a single color. Japanese thread may be obtained in almost every color, from which enchant-

resent such stones as the turquoise, moonstone, topaz, amethyst, cameo and *aqua-marina*. The soft gold and metallic colored glass beads are also used, in conjunction with the couched gold thread and the filo floss, the latter being used for outlining the stems and working the leaf. The effect of the design may be greatly varied in many ways by the use of jewels of other shapes and different colored Japanese thread. Since Fashion gives us the charming French ball gowns decorated in almost the same manner, only on Brussels net, one may easily purchase *de Chine* or satin and devise a front, bodice and sleeves from this charming jewel embroidery.




FIGURE NO. 10.—JEWEL-EMBROIDERED TABLE-COVER.

covers all straight lines, except those converging toward the center of the figure, where the jewels are thickly studded; and these are covered with one long stitch of the filo floss. At the termination of each line a tiny bead is sewed for a finish. It will be observed that different sized jewels are requisite in the work.

FIGURE NO. 6.—OPERA-GLASS CASE.—A dainty case is here represented made of mode-brown velvet and lined with *écru* satin. A piece of cardboard is cut to fit the larger end of the glasses and is covered on one side with the plush and on the other with satin; it is then neatly sewed to the upper portion of the case. Through the top of this upper portion a casing is made to within a suitable distance of the top to form a heading, and at each side an opening is left in the casing, through which two ribbons of liberal length are passed, the ends being arranged in a rosette bow. A dainty decoration of the "jewel embroidery" appears on one side, the size and directions for doing which may be obtained by referring to figure No. 8. Cases of this description may match or contrast with the theatre costume and hats they accompany. Silk, velvet or cloth may be utilized in lieu of the plush, if preferred.

FIGURE NO. 7.—FANCY DUSTER-BAG.—Scrim, French *crêtonne*, China or Japanese silk, cheese cloth, etc., may be used for this bag, and cords may be used instead of ribbons for drawing it together. A stylish and inconspicuous shopping-bag may also be modelled after this design by using black satin, and making the embroidery in jet beads, *cabochons* and nail-heads; and black cable silk may be substituted for the gold thread. White satin is handsomely used for the bag, while light-yellow silk serves for the lining. The bag is made about nine inches wide by twelve deep, and the lower part on one side is richly decorated in a design of "jewel embroidery," directions for making which are given at figure No. 8, where the exact dimensions of the pattern to be embroidered are also given. A shirr-casing is made about four inches from the top, and through the openings at each side two ribbons of yellow satin are run through and joined. Care should be taken to arrange the ribbons so as to hide the joining.

FIGURE NO. 9.—GENTLEMEN'S NIGHT-SHIRT CASE.—The handsome and practical article shown at this figure will suggest to many sisters and mothers a happy idea when holiday presents are in order for father and brothers. Any appropriate material may be utilized for the case, and the decoration may be as simple or as elaborate as desired. The design selected in this instance is shown in full size at figure No. 8. Deep, old-rose silk about a yard and a-quarter long and twenty inches wide was used for the outside, while the lining is in a contrasting shade; between the lining and the outside is inserted a layer of cotton batting sheeting. The edges of this oblong mat are then finished with heavy gold cord. A stylish old-English letter adorns the upper right-hand corner, being wrought in a dull shade of gold. The embroidery, which is worked in Japanese gold thread, jewels and beads, is arranged to appear in the center of the square after the mat has been folded in three. Jockey club sachet-powder is used for scenting the case.

FIGURE NO. 10.—JEWEL-EMBROIDERED TABLE-COVER.—It would be difficult to imagine anything of the kind much handsomer than an onyx table with brass trimmings having a cover of white military cloth decorated in this fascinating jewel embroidery. To realize to the full the beauty of such a piece of embroidery one must begin at once to make a similar cover, and line it with white or gold satin. The gold thread, filo floss and brilliant jewels used in making this rich-looking cover are still more enhanced by being laid upon a white background. The tassels around the edge of the cover are of white and gold silk alternately arranged; and the border, which is a straight strip of the cloth measuring a-quarter of a-yard in depth, is fastened to the circular top, which fits the table, by means of the jewels tacked at intervals to reproduce the effect of the gilt-headed tacks that were once so popular for the purpose. By referring to




FIGURE NO. 11.—DESIGN USED FOR JEWEL EMBROIDERY.

figure No. 11, a design the exact counterpart of this one, in actual size, may be seen; and directions for the embroidering are also given.

THE BUTTON-HOLE CUTTER.—Among the many minor conveniences which have of late done so much toward lightening the labors of the seamstress, none has been of greater practical benefit than

the button-hole cutter. This cutter is made of the best steel, is reliable and may be very quickly and easily adjusted to cut any size of button-hole desired.

WINTER DRESS FABRICS.

"What shall I choose for my Winter gown?" is just now the all-absorbing question with the average woman, and the answer cannot fail to be a pleasant one, if one may judge from the large assortment of rich fabrics so temptingly displayed in the shops. The coloring of the new goods is exceptionally artistic, and those intended for outdoor wear invariably possess an air of warmth and thickness that is exceedingly agreeable, although there is in reality very little difference in weight between the textures now in vogue and those offered for Autumn gowns and wraps.

The Scotch and English woollens, such as homespuns, chevots and tweeds, are stylish beyond a doubt and, it is needless to say, are durable both in dye and fibre. They are very handsome when made up by smart modes, but can scarcely be called dressy. The new tweeds are known as Bannockburns, and both they and the homespuns present a rough, shaggy surface, although the latter goods have a more open texture than the former. Chevots are smoother than either tweeds or homespuns, but similar patterns are produced in all three weaves. A brown-and-gray homespun is brightened by diagonal stripes of billiard-cloth green, a handsome new shade; and an attractive tweed showing a steel-blue and gray ground is figured with bluettes-blue chevrons.

In all the woollens mentioned invisible checks are made with fine black or colored cross-lines on neutral tinted mixed grounds. Tan-and-white and gray-and-white mixed tweeds are exceptionally stylish. The former may be satisfactorily made up with golden-brown velvet and the latter with black velvet, the ornamental fabric softening to a marked degree the rather harsh surface of the wool goods. A stylish mode for these materials is a costume consisting of a bell skirt and a double-breasted coat-basque; and when velvet is not used for the collar and cuffs, several rows of machine-stitching and large, flat bone buttons will arrange the fittest completions.

Satin-finished chevot is very unlike the ordinary English chevot. Its weight makes it distinctively a Winter fabric, and it is offered in all the popular Winter colors, among them being navy-blue, mode, tan, gray, etc., in mélange effects. A costume and coat for church wear may be charmingly developed *en suite* in this material.

Two-toned diagonal is a dressy woollen fabric with a medium-wide wale that is crossed diagonally by graduated stripes. A recently completed polonaise costume for a matron to wear at a formal luncheon is made of dark-gray diagonal showing light-gray stripes. The skirt of the polonaise is held out stylishly at the bottom by a shapely foundation, and the body is snugly fitted to the figure, the middle three seams being terminated above extra fulness that is arranged in two double box-plaits below the waist-line. The fronts and sides are cut to hip depth and are lengthened by skirt sections that fall smoothly to the lower edge; and triple-pointed pocket-laps fall over the hips from the cross-seams joining the skirt sections to the body portion. Above the bust the fronts are rolled back in revers, and between them is inserted a smooth vest. A high collar stands stylishly about the neck, and the high-shouldered sleeves are close-fitting below the elbow. A binding of gray fur edges the collar, revers, pocket-laps, wrists and fronts. A dark-gray velvet bonnet trimmed with light-gray tips, and dark-gray Swedish gloves with light-gray stitching complete the toilette.

Another pretty variety of diagonal has a selvedge border—that is, the selvedge is rather wide, and a narrow border is woven above it. A navy-blue diagonal has a gold-and-black silk border in a conventional design, and a mode ground is bordered with gold in a floral pattern. Satin-striped diagonal is a rich, cloth-like material having very wide wales, every other one of which is woven to strongly resemble satin. So-called tailor-made suits are very frequently developed in this fabric.

French poplins are a recent reproduction. For some time these soft repped goods have been out of fashion, but the opening of the present season finds them among the novelties. Some of the new specimens are flecked with tiny silk spots that contrast prettily with the grounds, while others present silk chevrons in self or harmonizing tints. Among the latter variety a steel-blue ground figured with gold chevrons, and a French-gray relieved with gray chevrons are deserving of special mention.

French novelty cord, a pretty fabric bearing a flat cord on the right side, shows diagonal stripes in self that cross the surface lengthwise, and geometrical figures in colored silk that are woven in diagonal rows crosswise. A navy-blue sample is figured with yellow, a Quaker-drab is brightened with silver figures, and a wood-brown ground presents a pattern in bright gold. An entire costume may be made up in these goods, or a second fabric, matching either the ground or the figures, may be tastefully introduced.

Brussell cord is a species of Bedford cord and is distinguished by

its wide wale. Then there is two-toned cord, which shows alternate cords in two shades, such as brown and tan, two tones of gray, cadet and dark blue and numerous other combinations of fashionable street colors. A very dressy toilette was lately developed in the brown-and-tan variety. The skirt is in the admired bell shape. The front is draped over the foundation in slight folds, and the back is arranged in fan-plaits. The back and fronts of the basque show fulness caught in plaits at the center of the waist-line and spreading above. The sleeves are very much puffed at the top and fit with perfect closeness below. A high, close-fitting collar is at the neck.

The mode just described may be chosen for making up *crêpe* cord, a material that presents wide, crinkly stripes between slender cords and is exceedingly stylish in blue-gray, French-gray, tan, navy-blue and brown. Silk-striped Bedfords have dark, sober grounds upon which are woven stripes in bright, contrasting colors. Thus, navy-blue is striped with gold, golden-brown with black, and gray with mode.

Prominent among the serges is a species known as pilot serge, which has the usual twilled ground relieved by chevron or diagonal stripes in self. These goods will make excellent shopping and travelling dresses, as they are very durable and do not soil readily. Another choice variety of serge has a black ground enlivened by lengthwise lines of colored silk cords, the favored colors for the cords being steel-blue, Dresden-blue, olive, heliotrope and gray; and the richness of the fabric is best displayed in simply devised toilettes. Still another serge is all-over dotted with coin spots, deep yellow spots being seen on an almost invisible blue ground, white spots on deep-garnet, and tan spots on wood-brown. A handsome visiting costume may be made of this material in combination with faille or Bengaline matching the ground color of the serge.

Light-tinted cloths are as stylish for evening wear at home as the more dainty woollens; indeed, they are more suitable for such gowns when draped effects are desired, as they fall in more decided folds than goods of looser weave. The most popular shades in cloth for street toilettes are cadet-blue, Quaker-drab, wood-brown, mode and French-gray; and when the durability of the fabric and its lady-like appearance are considered, many women will select cloth in preference to more novel materials for the gown that shall be worn to church, on the promenade and for calling. A bride who is to be married informally at home will do well to choose gray cloth for her gown, which may consist of a bell skirt and coat-basque and may be severely finished with several rows of machine-stitching. A jabot of cream-white or gray *chiffon* arranged at the throat will agreeably relieve the plainness of the mode, and a toque of the cloth trimmed with white, and gray Snède gloves will suitably complete the toilette.

A very elegant carriage costume may be developed in a combination of coachman's drab (a pinkish drab) cloth and camel's-hair plush in a darker tone. The latter material, which has a wavy, silky surface and a thick pile that accounts for its rather odd name, is the handsomest variety of camel's-hair thus far produced. Astrakhan-striped camel's-hair is as Wintry-looking a fabric as one could wish to see, and it may be made up so the stripes will run either diagonally or straight, as preferred. A pearl-gray camel's-hair of this sort is widely striped with mode Astrakhan, producing an exceptionally artistic effect; a light *réséda* ground shows stripes in self; and on a cadet-gray surface are woven broad Astrakhan stripes in the same shade of gray narrowly edged with black. Black Astrakhan stripes are woven diagonally across navy-blue, and other colored camel's-hairs, and a smooth mixed gray-mode and black camel's-hair has a black Astrakhan selvedge border. Clusters of silky-looking black and colored lengthwise stripes are seen on two-toned camel's-hair grounds, and large discs provide an attractive border. Thus, on a tan-and-brown striped surface are woven groups of narrow black-and-tan shaggy stripes, and at the bottom the end of each stripe is enclosed in a black circle matching the stripes in texture, thus forming a disc border that is as pretty as it is unique.

An expensive variety of plain camel's-hair has a twill, which, however, is scarcely visible through the thick, fur-like pile forming the surface. The goods are extremely flexible and, though shown in all the popular street shades, are especially desirable in dark-garnet and bluettes-blue, both of which are well suited to youthful faces and figures. Seasonable toilettes consisting of a costume and coat will be handsomely developed in this material, but the dark colors will be found most serviceable.

The handsomest dinner and reception gowns are made entirely of brocaded silks. Formerly these rich fabrics were rarely used save in conjunction with plain silk; but nowadays, unless a brocade

is very elaborate and of a particularly conspicuous pattern, it may be made up alone with perfect propriety. A new brocaded silk named *pulliette de soie* has a ground resembling satin, upon which are woven bouquets of gold, silver or steel flowers, and garlands matching the surface. The popular ground colors in these goods are Nile-green, yellow, lilac, pink, light-blue and silver-gray. The same kind of silk is also shown brocaded with colored flowers within garlands in self.

Satin-merveilleux brocade shows a ribbon and bow-knot design that stands out effectively, although matching the ground color exactly. In evening shades this silk is used in the development of dinner and ball costumes, with *chiffon* or lace flouncings for decoration; and in street colors it is preferred for carriage and dressy promenade gowns.

Grosgrain-and-satin and faille-and-satin plaids, stripes and checks are admired for street and carriage wear and display very choice colors. Satin damassé is extensively used. A very charming specimen has a black ground embossed with festoons of China-blue lace caught at the points with bow-knots to match, the design being woven in bayadère stripes. A black satin Rhadames ground is illuminated with wavy stripes representing garlands of green

moss and small pink flowers; and a ground of black Luxor, which resembles satin, is figured with fine yellow vines.

Satin duchesse striped with black and old-blue, and black embroidered *chiffon* are united in a stylish afternoon reception costume. The bell skirt is bordered with a deep flounce of *chiffon* laid in clusters of side-plaits and cut in points at the top; and a row of the narrowest jet outlining edges the points. The basque is short and pointed, but is extended to the fashionable depth by full *chiffon* flounces that flare at the front and back and are headed with jet.

At the back the basque fits smoothly, but in front it is quite fanciful. The upper portion of the fronts forms a square yoke, and the lower portion is disposed in plaits which are caught at the lower edge and flare above. Between the yoke and lower portion is inserted a full puffing of *chiffon* outlined with jet. The sleeves are smooth at the wrists and very full above, where the effect of a divided puff is produced. Outlining trimming edges the wrists, and also the Medici collar, which is preferred to the standing collar, originally designed for the costume.

In addition to the rich brocades just mentioned there are numerous failles, grosgrains and other plain silks, which are, of course, always in vogue.

NEW TRIMMINGS.

It not infrequently happens that a new mode of trimming involves so decided a change from what has gone before that tasteful women must first become familiar with its novel features before they can perceive its real beauty; but the recently adopted fashion of using jet without reserve needs nothing to commend it to the most conservative taste. It is a French idea to adorn everything, from the most diaphanous of gauzes to the heaviest of woollens, with jet, and its ready acceptance by womankind on both sides of the Atlantic proves that it exactly pleases the popular fancy.

All kinds of garnitures are used in profusion and in an almost endless variety of ways. The character of a mode, however, must not be obscured by a maze of decorations applied without regard to effect. Every peculiarity of outline and drapery must be emphasized, and every row of gimp or festoon of fringe must have its reason for being. Greater freedom is possible in the arrangement of narrow than of wide trimmings; moreover, the former may be used without stint, while the latter must be handled with care and moderation.

The wheel pattern is largely favored in jet passementerie, for, although a rather decided design, it is wholly practical, because the wheels may be separated and disposed as individual ornaments wherever fancy directs. One variety of wheel trimming that is shown in all widths, of which the medium is particularly desirable, is composed entirely of fine jet beads; another displays large, flat *cabocons* surrounded by a network of beads; and in a third the rim and center of each wheel differ in pattern, but are made of the same kind of beads. The wheels containing *cabocons* are popular for trimming cloth capes and wraps, producing a particularly good effect when applied in graduated lengths on the fronts from the shoulder seams to the bust, and in like manner on the back. In ornamenting a costume the wheel trimming may be used to define panels or a border on the skirt, and the wheels may be used separately or continuously on the collar, sleeves, vest and skirts of the basque. A cluster of wheels disposed in pyramidal fashion at intervals will provide a unique border for a skirt. Bodices and La Tosca girdles may also be formed of the wheels and may be finished with deep, fancy jet fringe, the latter being arranged to fall deeply over the skirt, which will require no other garniture.

Floral and conventional patterns are seen in jets of all widths, which may be applied according to individual taste. On a plainly fashioned skirt a handsome front-panel may be arranged with two rows of wide jet passementerie showing a one-sided pattern, the fancy edges meeting as a matter of course. Upon the waist a yoke or a bodice may be formed with the trimming, or sections of it may encircle the arms'-eyes to present a boléro effect.

A stylish toilette upon which jet is freely used is developed in mode broadcloth and consists of an eight-gored umbrella skirt and a pointed basque. The skirt is distended at the bottom, though perfectly *fourreau* about the hips. All the seams are covered with narrow jet trimming, which is very effective on the mode cloth; and all the shaping seams of the basque and the edge of the overlapping front are striped with similar garniture. The standing collar is outlined at all its edges with jet, and below the collar two rows of jet are applied on the basque to meet at the closing. On the upper side of each sleeve six rows of the trimming meet in a

point at the center under a jet wheel and branch out toward the shoulder, with very pretty effect. A toilette of similar design may be garnished in like manner with a tiny edge composed of jet and colored beads on net, and an edge of plain net that is to be included in the seams of a basque or skirt or sewed underneath the edge of a ruffle.

For piping seams, ruffles, folds, etc., there is a cord like trimming in jet or colored beads sewed to a tape edge, which is always inserted in the seams or sewed beneath free edges, so the trimming will appear to be a part of the material. Various dispositions are made of jet fringes, the narrowest of which are an inch wide and are used on basques to outline yokes and at the wrists and lower edge. A pretty idea may thus be expressed in a costume of cheviot or camel's-hair. An inch-wide satin ribbon in some light hue is flatly applied at the edge of the basque, and is then edged at the top with narrow jet gimp and at the bottom with a narrow jet fringe; and the trimming is repeated on the skirt. A bias ruffle of velvet or of the material may be headed with the narrow fringe, with dainty effect.

A very handsome fringe is composed of narrow black satin ribbon and jet, the beads forming the fringe falling from narrow satin ribbon studded with nail-heads. This fringe may hang from the edge of a basque or may border a skirt, but a more recent fancy is to apply it over a flounce of lace. Plain and fancy jet-strand fringes are used in the same way, with very fine results, as will be seen from the following description of a carriage gown of bluet-blue Bengaline recently noted on a fashionable drive. The *fin de siècle* skirt has a slight, full train and is adorned with a demi-flounce of Lamballe lace, which is a black French lace presenting a bell pattern on a fancy mesh. Over this flounce, which is rather scantily gathered, is hung a jet rain fringe with a very fancy beading, that also provides a finish for the flounce. The basque has a fanciful front consisting of a square yoke, a rather full puffing, and a full lower-portion arranged in plaits. The back is plain and perfectly close-fitting. The very narrowest of rain fringe falls over the puffing from the yoke, and also over the top of the standing collar. Basque ruffles of lace hang from the lower edge of the basque, and over them falls rain fringe to correspond with that on the skirt. The fanciful sleeves are much puffed above the elbow, and the wrists are edged with the narrow fringe. Lace ruffles or *voulants* of the material may be used instead of the flounces, and the fringe may be omitted if not admired.

Gold-and-jet and steel-and-jet bead fringes are very handsome. The former may elaborate a black lace or silk dinner gown in conjunction with gold-and-jet passementerie; and the latter may be used on either a gray or a black woollen costume. A dressy second-mourning gown of black poplin figured with steel-gray chevrons may be appropriately trimmed with steel-and-jet passementerie and steel-and-jet fringe.

Lace will be as fashionably used upon Winter gowns as it was upon those of the Autumn. White, écu and two-toned *point de Gène* laces will be largely favored for indoor dresses. A pretty lace of this kind in a very open pattern, known also as "ragged" or "coral" lace, is used to form yokes, bodices, vests, basque ruffles,

etc., and is chosen, in almost its broadest width, to trim the charming fichus and cravattes that give a costume such a French air and are so wonderfully dainty and becoming. Among the most popular black laces are Milanese, Venetian, French and guipure. Milanese lace has a fancy mesh and a deep, heavy border, while Venetian lace may be recognized by the heavy silk cords introduced to define the pattern, which is wrought upon a fancy mesh. A pretty specimen of the latter variety shows an appliqué of silk and velvet edgings outlined with cord. Chantilly lace is produced in many new patterns, both floral and conventional; and guipure lace is seen in its usual rich, heavy designs, elaborately worked. Lace is usually accompanied by jet passementerie in a narrow or medium width.

Colored silk appliqué trimmings in floral patterns are much used on novelty goods that display a medley of colors, the tints in the appliqué repeating those in the fabrics. Thus, an olive-and-gold appliqué trimming in a floral pattern is selected for an olive novelty cord illuminated with a floral design in gold. Camel's-hair, cloth and other fashionable materials in plain dark colors may be charmingly adorned with appliqué bands in gay colors.

A very choice garniture is composed of bullion threads and rosettes in a wheel pattern, gold and heliotrope, gold and old-blue, and gold and brown being favored combinations. An edge trimming to match is also provided and may be used either alone or in conjunction with the insertion.

Silk cord passementeries are handsome and effective and may be obtained in all the fashionable street colors, either plain or in combinations or two-toned effects. It is a very easy matter this season to establish a complete harmony between fabrics and trimmings. A mixed brown-and-tan cheviot, for example, may be decorated with a silk cord gimp woven in the same shades; and a navy-blue and tan silk cord garniture may be selected for ornamenting a navy-and-blue camel's-hair brightened with tan chevron stripes. In the same way many other of the popular color combinations in dress goods have occasioned the production of trimmings that correspond exactly in hue.

Narrow silk gimp in serpentine or scroll patterns or in straight lines is used both to head and to edge narrow or wide ruffles of the material, and also to outline the revers and other adjuncts of a costume. Chevrons of this narrow trimming are formed on vests and sleeves and in groups at the bottom of skirts.

The wider cord passementeries are woven in wheels, scrolls and

one-sided patterns and are used upon plain and fancy cloth, serge, camel's-hair, etc. A very unique trimming, that is offered in all the fashionable street colors, is made of silk soutache in an open pattern upon satin ribbon matching the braid in color. A dull and bright silk cord passementerie in two shades is shown in an artistic leaf design. Double and single scrolls in fine silk cord are seen in all colors and are advised for tailor-made suits.

A novelty trimming in back is composed of flat silk braid resembling Hercules, and fine silk soutache braid, the latter being coiled at one edge and arranged in a fancy, open design at the other. In one of the several widths produced the wide braid is in three graduated rows, which alternate with rows of soutache in a fancy pattern; and the soutache is coiled at one of the outer edges as in the narrower widths. Two widths of this trimming contribute the decoration for a polonaise costume of wood-brown Bedford cord. The foundation skirt is hidden by the polonaise, and a tiny foot-plaiting is added to hold out both the skirt and the polonaise. The back of the polonaise is cut in continuous Princess breadths, which hang in box-plats below the waist-line, and the fronts and sides are lengthened by skirts that fall smoothly to the edge. Above the bust the fronts are reversed, and a chemisette is let into the opening thus formed. The wide trimming borders the entire skirt, being applied so that the fancy edge is at the top. The narrow trimming edges the revers and standing collar, and also the triple-trimming edges the revers and pocket-laps which rest on the hips. The sleeves are full on the shoulders, and each is completed with a mousquetaire cuff of the goods edged with the narrow trimming. A costume of this kind, supplemented by a brown velvet toque trimmed with jet and brown satin ribbon, and brown glacé gloves stitched with black, will be sufficiently dressy for church and calling wear.

All open passementeries may be applied over colored silks or velvets that contrast with the dress-material, the glimpse of color thus afforded being very effective, especially on a black gown. In applying passementerie of any width, particular care must be taken in turning corners. Scroll designs are more easily managed than elaborate patterns, which are sometimes mitred at the corners when the usual adjustment is not practicable. Wide passementeries should be avoided for waist-decoration by ladies with full figures, and so should crosswise applications of any garniture. Lines of narrow trimming that meet at the waist-line are improving to a large waist, as they seem to reduce its size.

WINTER MILLINERY.

Black appears conspicuously in the new millinery, being introduced in various ways on *chapeaux* of both bright and sombre hues. Thus, on one stylish hat a frill of black lace or a band of open black silk passementerie softens a glaring shade of red; on another jet illuminates a dull golden-brown; on a third black, in the form of feathers or aigrettes, is associated with a trying shade of green, and on a fourth loops of black velvet lend needed warmth to the pale, cold tints displayed in the shape and the balance of the trimming.

An artistic combination of red and black is effected in a turban having a slightly rolled, narrow brim and a shelving crown. The brim is covered with black Persian lamb and the crown with red velvet, which is visible through the meshes of black silk appliqué trimming showing a lace-like pattern. Towering above the crown directly in front is a stiff wing of red velvet, at each side of which are placed loops formed of similar velvet laid in milliners' folds; and two tiny black fur heads with glistening eyes peep cautiously from beneath the loops.

Fur trimmings impart a seasonable air of comfort to hats as well as to gowns and wraps, and they are promised a considerable vogue. When fur is to trim a costume, wrap and *chapeau*, the same variety should, of course, be used throughout. Mink supplies the objective trimming for a medium shape covered with royal-blue velvet. The brim is edged with mink, and several mink tails and heads are bunched together at the front. A fold of light-blue satin ribbon bands the crown, and a high bow of similar ribbon stands erect at the back, where the wide satin strings are secured. Strings are universally admired, being invariably narrow when made of velvet and wide when of satin. Velvet strings are crossed under the chin and adjusted at the back, the same as heretofore; but satin strings are brought forward and tried in a coquetish bow at the side, the adjustment being wonderfully improving to slender faces. A woman with a plump, well rounded face, however, must be content to admire wide strings on her less favored

sisters, for they would increase the rotundity of her countenance to the point of unbecomingness.

A hat of tan felt in a shape not unlike the one last described is decorated with seal-skin and is intended to accompany a long seal top-garment and muff. Both the brim and crown are encircled by bands of the rich fur, and three tiny seal-covered heads having Rhine-stone eyes are grouped sociably in front, being supported by a loop bow of seal-skin. At the back are two rosettes of brown and tan satin, beneath which start wide, double-faced brown satin strings. With this hat is worn a shirred veil of brown illusion showing tan chenille dots.

A novel English toque is accompanied by a fur collarette or boa. The shape has a soft crown of white cloth and a brim of black-and-olive felt braid; and the trimming, which is placed at the left side, consists of wide loops of white cloth edged with the felt braid, and a single black quill, both loop and quill being mounted on a *pouf* of olive velvet. The boa is rather short and is made of mandarin lamb—a soft, silky white fur with long crinkly hair; and a small head is attached to one end.

A handsome hat, suitable for either carriage or afternoon reception wear, has a small, low crown of white Duchesse lace, and a wide brim of Quaker-drab velvet bent in an obverse point in front and edged with a triple row of black satin wire. A flat bow of wide white grosgrain ribbon is secured with a Rhine-stone buckle in front; the brim is bent up at the back under a bow of white ribbon that falls partly on the hair, and toward the back at the left side two gray Prince's plumes are arranged to droop forward over the crown. Another charming reception hat is a large shape in mode felt. The brim is edged with a band of black silk passementerie, and just in front is placed a rosette of pink-satin ribbon showing two long notched ends. Black lace is artistically ruffled over both crown and brim, daintily veiling the rosette. A small jet bird is perched saucily on the crown in front, and at the back of the crown is adjusted a fancy pink feather consisting of an ostrich

pompon, a Prince of Wales' feather that rises aggressively from the center of the pompon, and two full aigrettes. The brim is notched deeply at the back, and the hollow is filled in with a large pink satin rosette, beneath which are attached the black velvet strings.

Pinnacle-crown hats are stylish and are desirable when becoming; but the shape is a trying one. In one hat of this kind lately exhibited the crown is covered smoothly with hunter's-green velvet and the brim with three rows of tan felt braid. Three tan Prince of Wales' tips are adjusted in front, and two bunches of tips are placed at the back, one bunch being disposed to curl forward over the point of the crown, while the other droops softly over the coiffure. Another specimen of the same class is an odd shape in brown felt. A small hat with a pinnacle crown and a rolled, fluted brim is built on a rather wide brim that is peaked in front and edged with black silk passementerie. A small bunch of black tips is supported at the back by a brown satin bow, the loops of which are fastened together with jet pins in the form of Maltese crosses.

One of the most fashionable shapes for general wear is the Alpine walking hat. A pretty example of the style is made of brown felt, its brim being edged with fancy felt braid. About the crown are laid folds of yellow velvet, which is formed in a *pouf* in front and covered with brown chenille net; and next to the *pouf* is placed a bunch of bronze *coq* feathers. The color combination is very choice and will prove generally becoming. For travelling by land or sea, the walking hat is both comfortable and dressy. It fits the head closely; and when made of fine felt and simply trimmed (as it always should be) it is of light weight and very easy upon the head.

Jaunty little English hats are fashioned from *plateaux* of felt, which are flexible enough to be moulded into any desired shape. They are mounted on narrow bands, and the brims are fluted at the right side and turned up sharply at the left. Such a hat in black is made upon a twisted band of black velvet. Two stiff loops of black velvet rest against the left side of the brim to moderate the severity of the adjustment, and a large bunch of Jacqueminot roses and foliage falls effectively over the crown and the right side of the brim. Another English hat in dark-green felt is constructed on a brown velvet band and is trimmed at the left side of the brim with a brown velvet bow, and at the back with a bunch of green Prince of Wales' tips supported by two brown velvet rosettes; and tiny green tips nestle in the flutings formed at the right side of the brim.

A very dressy black velvet hat has a soft crown, and a broad brim turned up at the back and edged with a black satin quilling. A large flat bow of black satin ribbon is adjusted at the front, and a Prince's triplet curls forward over the crown from the back, the feathers being sustained by a bow of black satin ribbon caught to the hat with a Rhine-stone buckle. Satin tie-strings fall at the back.

The union of geranium-pink and tan is rendered not only possible but tasteful by the intervention of black on a small shape in tan felt. A wreath of tiny black ostrich tips is garianded about the base of the crown, and a rosette bow of geranium-pink satin ribbon

formed at the center of the front. At the back a larger rosette of the ribbon upholds two black Prince of Wales' feathers that stand quite high above the crown and curl over slightly at their ends; and satin strings complete the hat, which may be appropriately worn with a dressy gown of tan camel's-hair trimmed with black passementerie. It is counted the height of good style to repeat the colors of a costume in the accompanying hat, although, if these hues be too subdued, a bright ribbon rosette or a colored fancy feather may be introduced to enliven the effect.

A very unique large hat with a decidedly French air unites a variety of harmonious colors. The brim is made of black ostrich feather bands, and the crown is softly draped with Nile-green cloth, upon which very tiny bow-knots of velvet baby ribbon in the lightest shades of pink, lavender, blue and yellow are secured with minute gilt flies. A large pompon of black lace encircled at its base with the new "crown twist" of Nile green velvet is placed at the back, producing an exceptionally, elegant effect. This hat is suitable for theatre and concert wear, both crown and trimming being of moderate height.

One of the daintiest hats thus far noted is made of tan cloth, which is draped on the crown, and ruffled on the brim over a second brim of jet passementerie. Between the brim and crown is laid a narrow velvet ribbon that is tied in a bow just in front, and on top of the crown rests a pure white dove with outstretched wings; about the dove's neck is tied a narrow band of black velvet ribbon, and at the back tie-strings of similar velvet fall below a bow to match.

A very pretty hat that may supplement either a silk or a dressy woollen gown is covered with black velvet. The brim is edged with jet and bent up at the back in the approved way under a black velvet bow, the ends of which form the ties. At the front is arranged an upright fan of black lace, at each side of which is a fan placed edgewise on the brim. Stiff Nile-green wings are adjusted among the fans and supply a charming touch of color.

A very dressy bonnet for a matron is of golden-brown velvet. A quilling of similar velvet edges the brim, and a quilling of black satin encircles the crown. Feeling over the crown from the back is a bunch of shaded brown-and-yellow ostrich tips supported by a bow of black satin ribbon, below which fall the strings. Black velvet and black tips could be used on a similar bonnet.

Another shape, by courtesy called a bonnet, has no crown, being composed merely of a coronet of cut jets, which glitter almost like jewels. A bunch of very small black Prince of Wales' tips stands in a formal fashion at the front, and similar feathers are placed at the back above the fastening of the velvet tie-strings.

Although bright hues are the rule rather than the exception in the new millinery, it should be borne in mind that dame Fashion never intends any one of her votaries to wear colors that are unbecoming. The rules of good taste must always govern the individual woman in selecting her hats or bonnets, and if the "latest" in tint or form does not accord with her special type, there are always moderate shapes and standard colors from which she may choose a *chapeau* that will exactly become her. The beautiful and the harmonious are always fashionable.

EVENING AMUSEMENTS.—SECOND PAPER.

In the days of higher education and of the intelligent discussions that follow as its natural consequence, the minds of the people at large have been quickened, and the desire for research of some kind has been almost universal. Different people have their special lines of thought, but all meet on a common ground of interest when discussing characters that have figured prominently in the world's great drama. Any evening amusement, therefore, that will stir ideas that have long lain dormant and revive knowledge that has slumbered among things forgotten, will always be fraught with the keenest interest to the average mind.

CHARACTER GUESSING.—This game is played in two ways. The first is as follows: One of the company, A, leaves the room, and those remaining agree upon some character which may be real or fictitious. A then returns, and each of the company in turn asks him a question that will suggest the character chosen, A representing for the time being the person decided upon. The player whose question throws sufficient light upon the character to enable A to guess it is the next one to leave the room in A's place. Let us suppose, for example, that the character chosen is Napoleon I. A returns, and a guest asks, "Were you always fond of fighting?" The next enquires, "Do you think, if you were living to-day, you could conquer this country?" The third queries, "Were you never

remorseful over your treatment of your first wife?" The fourth asks, "Would you care to live again your triumphs if you also had to experience another Waterloo?" This will doubtless give sufficient clue to the character's identity; but if it does not, the fifth person will say, "Did you enjoy life on St. Helena?" This question will surely enable A to name Napoleon as the character in question, and the person who asked it will take his place. Other interesting characters with which all are more or less familiar are Oliver Cromwell, Henry VIII., Washington, Warren Hastings, Lincoln, Milton, Franklin, Caesar, Queen Elizabeth, Marie Antoinette, Josephine and Cleopatra.

According to the second method of playing this game A represents a certain character chosen by himself, and he endeavors to lead the other players to discover his identity by making statements concerning himself. For instance, he decides that he will be Richard I. of England. He says to the first player, "I was a King of England"; to the second, "I was a Plantagenet"; to the third, "I led one of the crusades, and slew many infidels"; and to the fourth, "I was killed in my possessions in France." If the character is not guessed after this statement, A may say to the fifth, "I have since been called 'The Black Sluggard' in one of Scott's novels." This will, of course, lead to identification, and the iden-

lifer will take A's place. Often great amusement is caused by choosing as the character some person in the room or one well known to all present; and A may even represent himself, which is sometimes more puzzling than if he were to select Mark Anthony, Michael Angelo or any other famous personage who lived centuries ago.

ALPHABETICAL CHARACTER GUESSING.—This game requires more keenness and penetration to guess the character than the one just described. One of the company, A, leaves the room, and those remaining select a character; each letter of the name chosen is assigned to one of the players, who in turn selects another character whose name commences with that letter. A then returns and is informed who the person is who conceals the first letter. A questions this person until he guesses the character and thus arrives at the first letter of the name chosen by the company. The person responsible for the second letter is then interrogated and compelled to divulge his character; and A thus proceeds until he has learned enough letters to enable him to guess the original character. The player whose letter was guessed last and who is therefore the direct cause of A's enlightenment is the one to take A's place. For example, the character chosen is Blue Beard. The player who has the first letter takes for his character Byron; the next, Longfellow; the third, Ulysses; and so on. When A enters he asks the first person, "Is your character real or fictitious?" "Is it historical, biblical, political or literary?" "To what century does it belong?" "Is it male or female?"—and so on until Byron is guessed and the first letter is revealed. All the other players are questioned in the same way. Often A cannot determine the character that one of the first few players has chosen, but by guessing the others correctly, he is enabled to guess the name without difficulty. It should be well understood before commencing that A's questions to the different members of the company are not to refer to the character chosen by all, but to that chosen by each individual player. Thus, as above, the first person would not reply, that his character was fictitious, as referring to Blue Beard, but real, because it was Lord Byron.

GRAMBO.—This is a very old game and is still widely enjoyed. Each person is provided with two slips of paper and a pencil. On one of the slips he or she writes a noun and on the other a question. The papers are then collected and well shuffled, the question slips and the noun slips, however, being kept in separate piles. The papers are then distributed once more, each player receiving one of each kind; and the game is to answer in rhyme the question received, introducing the noun in the rhyme so as to make sense. Five minutes is the time usually allowed to complete the task; and those who have not finished their rhyme at the end of that time must pay a forfeit, to be redeemed later on. If a player's slips bore the question, "Are you fond of oranges?" and the word "brother," he might write something like this:

"I like oranges as well as the next,
But if you asked my brother, he'd be perplexed."

This sample will show that the quality of the poetry need not be at all high.

DUMB GRAMBO.—This game is not at all like the preceding, save that rhyming is an element. The company is divided in two equal parts, one side leaving the room, while the other decides upon a word. The first company are then informed that the second have chosen a word that rhymes with a certain other word (which is given); company No. 1 consult together, return to No. 2, and act in pantomime or tableau the word they have decided is the one chosen; and No. 2 are obliged to guess the word the other side are acting. For instance, if the word "pair" is chosen, company No. 1 are informed that a word has been selected which rhymes with "lair." Company No. 1 then consult together, return to the presence of No. 2, and, standing in a row, commence to smooth their hair and to arrange as far as possible that portion of their toilet. A member of company No. 2 will, perhaps, then ask, "Are you acting the word 'hair'?" and upon being told that they are, he will reply, "The word is not 'hair.'" The actors then retire, again consult, and try once more. They enter the room with martial tread and form themselves in a square. They are asked if the word they are acting is "square," and on replying that it is, they are again rejected. Finally two actors, a lady and a gentleman, enter the room, the former with a drapery over her head to represent a bridal veil. Another actor enters after them, and performs a marriage ceremony in pantomime. At this company No. 2 cannot but know that the word "pair" has been guessed, and so retire to take No. 1's place. If company No. 1 act in so obscure a manner as to baffle the guessing powers of No. 2, the latter must take No. 1's place; in this way Dumb Grambo is made interesting for both sides at once. The acting may be done by one or several persons from a side, if the entire side are not needed.

CONSEQUENCES.—There are several ways of playing this

game, but in all pencils and paper are needed. Of course, any game in which writing is an element is beyond very young people. In this game half-sheets of ordinary writing-paper should be supplied. Each player writes at the top of his or her paper an adjective appropriate to qualify a man's character, preceded by the definite article, as, "The good," "The bad," "The generous," "The miserly," etc., the writing being done so no one can see it but the writer. The top of each paper is then folded down once so as to conceal the writing; and all the papers are then passed to the right. Each player has thus a new paper, and upon it he or she writes the name of some man, who may be one of those present or any one else preferred. Again the papers are folded and sent to the right, no person being allowed to write twice consecutively on the same sheet. Each player now writes a quality of a lady, folds the paper and passes it as before: the next time the players write a lady's name; the next, tell where they met; the next, what he said to her; then, what she said to him; the consequence; and what the world said; folding and passing the papers after each inscription. The papers are then placed in the center of the table and thoroughly mixed, after which each player draws one and reads it aloud when his or her turn arrives; or a person may be chosen by the company to read all the papers. Naturally, some very incongruous tales may be concocted in this way. The following is a fair sample: "The very gentlemanly Mr. Tompkins and the quiet Miss Smith met in Calcutta. He said to her, 'Does your sister like cheese?' She said to him, 'With all my heart.' The consequence was he became violently ill; and she started for Europe; and the world said, 'It'll be all the same a hundred years hence.'" The game may be lengthened by telling other matters regarding the couple, as, for instance, what he gave her, what she gave him, etc., etc.

The game may be very satisfactorily played by writing the several statements on different cards and placing all the cards of the same kind in a separate pile. Each person then draws a card from each pile, arranges the story in its proper order, and reads the result. The game may be played many times in this way by simply shuffling the various piles of cards after each reading.

PROVERBS.—A leaves the company, who then decide on a proverb, a word of which is given to each player. A returns and so questions the players that he guesses the words that each is trying to conceal. The answers must always contain the word sought. Here is an example: The proverb chosen being "Fine feathers make fine birds," A commences by asking the first person, "Is the proverb a familiar one?" The player answers, "It is, indeed, and a fine one, too." "Do you like this game?" "I think it is fine, indeed." A probably guesses the word here, and passes to the next person with, "Don't you think this a very pretty room?" to which the person addressed replies, "Yes, indeed! You can tell by the polish on the furniture that feathers are used in dusting, and lot cloths, which always mar the surface"; and so the game continues. A can often guess the proverb from two or three words. He has the privilege of passing to another member of the company before he has guessed the preceding word, and in this way is frequently given a clue that reveals the proverb at once. If there are more players in the company than words in the proverb, the latter may be given out twice or oftener; and if there are fewer players than words, some of the players may take two words each. In either case the guesser must be told at the start where the proverb ends, which players have two words and whether they intend to put those words in the same or in different answers. If the guesser fails, he may try the same proverb again after paying a forfeit, or he may call for a new one. The last player questioned before the proverb is guessed is the next one to take A's place. The following proverbs are well adapted to this game:

Nothing venture nothing have.
Make hay while the sun shines.
Money makes the mare go.
A stitch in time saves nine.
Too many cooks spoil the broth.
Out of the frying-pan into the fire.
It never rains but it pours.
It's an ill wind that blows nobody good.
When the cat's away, the mice will play.
Take care of the pence and the pounds will take care of themselves.
Charity begins at home.

SHOUTING PROVERBS.—This is a noisy way of playing the preceding game. A leaves the room as before, the words being given out during his absence; but when he returns he is not informed who is No. 1. At a given signal all shout the words given them; and A is to distinguish in the uproar some word that will assist him to guess the whole. The shouting must be repeated as often as A desires, and the person whose word renders it possible for him to guess correctly is the next to take his place. This method is, of course, much easier than the other.

BLAIR.

MODERN LACE-MAKING.

At no period has decorative art been so extensively applied to household linen and belongings as now, and never has the tendency in the way of ornamentation been so directly toward the adoption of hand-made or modern lace as at the present time. The making of this lace is rendered a work of ease by the complete directions we have from time to time given in the DELINEATOR, and have also recently issued in pamphlet form; and we are much gratified by the expressed appreciation, of our many readers, of the assistance we have thus afforded them in the decoration of their homes. Among the many pretty articles made of modern lace either alone or in combination with fine linen or linen lawn, are tray cloths, such as is illustrated in this article. Table cloths are also decorated with laces made in the various patterns heretofore given as well as those here represented.

FIGURE NO. 1.—QUEEN ANNE TRAY-CLOTH OF BATTENBURG LACE AND LINEN.—This pretty cloth is intended for a Queen Anne tray, and its lace edges curve upward and just over the rim of the tray when it is laid upon it. The center is of fine table linen, while the edge is formed of Battenburg braid, buttons and fancy stitches. As will be seen, the corner spaces are filled in with point d'Angleterre rosettes or "spiders;" the large border spaces and corresponding

straight inner border is composed of bars and tiny buttons arranged as represented. The cloth is hem-stitched before the braid is laid on, and the corners are cut out from underneath after the work is otherwise completed.

FIGURE NO. 2.—DESIGN FOR A CORNER IN BATTENBURG LACE.—This design may be used for the corner of a scarf, a doily, spread, tily or pillow-sham and is very popular, as it is very effective though simple. The fine stitches are point de Bruxelles, while the others are Raleigh, Sorrento and point Grecque bars.

Plain or fancy braid, or a combination of both may be used in this design with a charming effect. Unbleached braid and thread are frequently selected for making lace in this design for a table square of white linen or silk, or of éceru or cream-color; or, frequently the center of the square will be of tinted silk or satin, or of velour or velvet, and the lace of a deep éceru tint. Sometimes the braid is of éceru or cream-color and the thread white; or this suggestion is reversed, and the thread is éceru or cream and the braid w. e.

FIGURES NO. 2 AND 1.—DESIGNS FOR CORNERS IN HONITON AND BATTENBURG LACE.—These two designs are suitable for various purposes, according to the braid from which they are made. In point or Honiton braids each is suitable for making a handkerchief border by, and is in appropriate size for such work.




FIGURE NO. 1.—QUEEN ANNE TRAY-CLOTH.




FIGURE NO. 2.—DESIGN FOR A CORNER IN BATTENBURG LACE.




FIGURE NO. 3.—DESIGN FOR A HANDKERCHIEF CORNER IN HONITON LACE.

seen in the triangles and square spaces are point de Venise stitches, while half-spiders are made in the other triangles. The narrow,

Should they be desired for the heavier Battenburg work, the designs may be enlarged to the size desired with little trouble, if the




FIGURE NO. 4.—DESIGN FOR A CORNER IN HONITON OR BATTENBURG LACE.

student of lace-making is clever with her pencil. Or, if she is not, she may send the design to any reliable maker of modern laces and have it enlarged to any size desired, or shaped to suit any article to be decorated thereby.

Raleigh bars and Brussels point stitches are used in filling in the design seen at figure No. 3, while for figure No. 4, the same stitches, together with "spiders," are used. A dainty picot edge is sewed to the outer line of the braid, but if fancy braid is used this will not be needed. The stitches named are not imperative in completing these designs. Any others preferred may be used.

FIGURE NO. 5.—DESIGN IN MODERN LACE.—The design here presented is, according to the braid from which it is made, suitable for the decoration of household or personal linen or fancy articles, such as ties, lambrequins, scarfs, table-squares, etc., etc.

The design may be developed in *écru* or white Battenburg or point-lace braid, and the thread may be of the same tint as the braid or of a contrasting tint—that is, white, or cream colored thread could be prettily used with *écru* braid; and an attractively odd effect would result from combining cream, *écru*, or unbleached thread with white braid. It will be seen that the design is very simple, and that the connecting stitches are extremely easy to make as

they are the plain bars resulting from working a button-hole stitch over single threads, as shown at figure No. 47 in the stitch department of our pamphlet on Modern Lace-Making. The picots may be plain or twisted, as preferred.

Fancy braid is used for the floral part of the design and its sections represent petals held in place by a ring of button-hole stitching. "Spiders," rosettes and d'Alençon bars are used for filling-in purposes.

As some of our readers have not quite grasped the idea of arranging braid upon the design and applying a temporary foundation, we will herein try to make the method plain.

Designs ordered from a lace-maker are drawn or stamped upon thin glazed blue or white muslin, and when made by an amateur, may also be drawn upon thin muslin or paper, though the latter is liable to tear before the lace is done.

Baste the braid upon the design, placing the bastings either through the middle of the braid or along its edges as the curves and general outlines may require. When your braid is basted to the design, then lay a strip of "sile circé" or stiff brown paper *under* the muslin on which the design is drawn, and baste it also to place *along the sides*. This is only to provide a foundation while you are doing the work, so that the work will be held flatly and smoothly until finished. None of the lace stitches must be taken *through the design*, but made *over it*; and when the work is completed, *remove the bastings from the joints in the braid* and you will then have your design left for another piece of work, or as many pieces as you desire.

We have directed in a previous issue and in our book on Lace-Making that the work be done wrong side out. This is the proper way, and should be followed even in making the rosettes and raised-work stitches, as by a little practice anyone can *reverse the movements* necessary to such stitches and thus carry out the rule by having the *wrong side* of the rosettes *upward* while making them.




FIGURE NO. 5.—DESIGN IN MODERN LACE.

DRAWN-WORK.

ARTICLE XX.

The illustrations of drawn work accompanying this article faithfully portray the ornate and dainty effects which may be reached through this particular species of needle-craft.

FIGURES NOS. 1 AND 2.—DRAWN-WORK DOILY, WITH DETAIL.—This doily is one of a set of six each equally as pretty as the one here illustrated, and no two alike. Each is made of fine linen lawn, and

in the picture. Feather-stitch the narrow band of fabric next the fringe and then ravel out the latter.

FIGURES NOS. 3 AND 4.—INFANTS' SHIRT WITH DRAWN-WORK YOKE, AND DETAIL FOR YOKE.—Regarding the design used in decorating the dainty little garment here illustrated, we refer our readers to figure No. 4 of the Drawn-Work article given in the October DELINEATOR.




FIGURE NO. 1.—DRAWN-WORK DOILY.

fine knotting cotton and silk floss are used in developing the design. For the doily illustrated the floss is used only as a border to the fringe—the latter being raveled out after all the rest of the work is done. These doilies are generally five or six inches square when finished, but may be made as large or as small as desired or of any shape preferred.

Figure No. 2 shows just how the design is developed, and how the strands are made to take the place of the knotting-cotton spokes so that each star will have eight sections with two spokes to a section; and in darning over these strands all trace of them is removed, and the work looks like a net-work of knotting and darning alone.

After the strands are drawn and cut, a row of button-hole stitches must be made around the edges as indicated in the detail and seen in the large engraving. Then fastening the square into its frame, begin the knotting and when that is done, the darning is begun and completed as shown in the engraving.

Finally draw a thread or two at the top of what is to be the fringed portion, and make the knot chain to tie the strands, as seen




FIGURE NO. 2.—DETAIL FOR DOILY.

It is there represented in full size and various steps of the work. The essential point, at present, is to suggest a proper preparation of a garment of this description for an application of the work.

sleeve and under the arms. Finish the edges with fine torchon or Valenciennes lace, which may also be carried down the overlapping front edge. Fine close linen, or linen lawn may be used for a little garment of this description and the knotting cotton should also be very fine.

FIGURES NOS. 5 AND 6.—DRAWN-WORK LACE, WITH DETAIL.—A close inspection of the two engravings also designated will enable a deft maker of drawn-work to easily produce the lace illustrated. The design is very pretty for a baby's robes or petticoats, or for the personal bonnet of an adult; or it may be applied to any article for which such a finish seems appropriate. It will be well to make the button-hole scallop first, and then the narrow headings which are perfectly familiar to all our readers

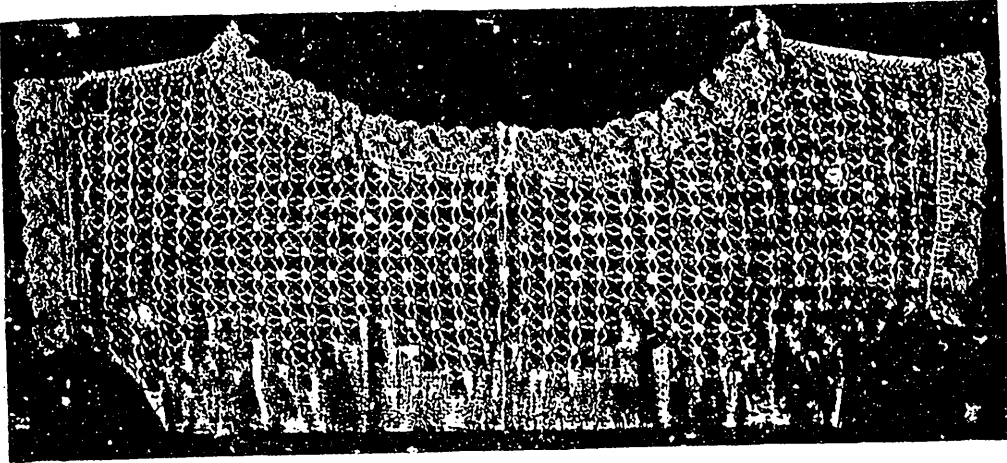


FIGURE NO. 3.—INFANTS' SHIRT, WITH DRAWN-WORK YOKE.

First, the little garment here illustrated is decorated only at the front, and figure No. 4 shows just how to draw and cut the threads for the peaks.

Second, it is in three sections—one for the back and one for each side of the front, and each front edge is a selvedge of the fabric, which is fine linen.

Third, and most important, is the cutting out of the garment, which should be done as follows: Having obtained or made your pattern of the size described, lay each portion to be decorated upon a square-cornered section of linen, and with a pencil mark the outline of the garment, but do not cut the outlined portions out until the drawn-work is completed. Next draw the threads as suggested by figure No. 4, always keeping within the outlined portions. Next fasten each front section, as worked, in a frame (which could not be conveniently done if the garment were cut out at the outlines) and then fill in the drawn-work as seen at figure No. 3.




FIGURE NO. 4.—DETAILS FOR YOKE.

who do drawn-work, as they have been repeated many times in our series upon the subject. Then draw the threads for the lace-work as shown, and knot the strands as seen in the detail at figure No. 6. The effect, in fine material is exquisitely delicate, and the work is comparatively easy. Lace of this style may be made by any of the patterns previously given; or the one here used may be supplemented by any additional knotting that appeals to the taste or eye of the worker.

In our book upon Drawn-Work, soon to be issued, will be illustrated a specimen of very handsome drawn-work lace,

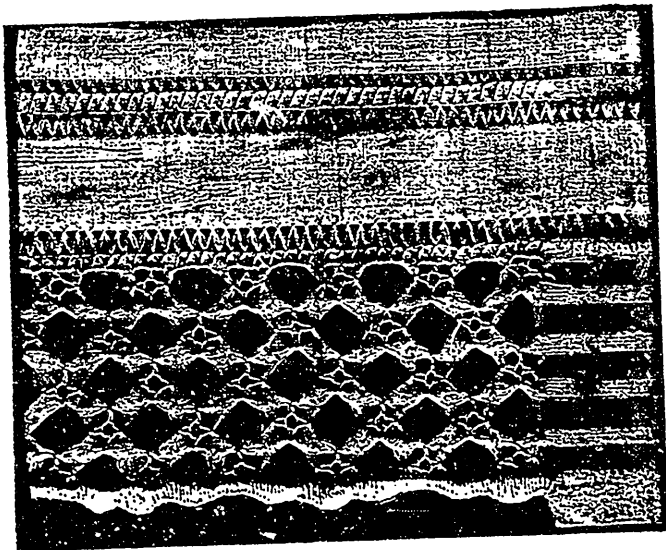


FIGURE NO. 5.—DRAWN-WORK LACE.




FIGURE NO. 6.—DETAIL FOR LACE.

Then remove the work from the frame, cut the garment out just far enough outside of the outline to allow for a very tiny hem on every edge, making the same allowance for the back section. Make this hem on every edge except the front edges of the front, and then by a dainty, fancy herring-bone stitch (see top of sleeve, figure No. 3), unite the front and back sections at the top of the

which, though elaborate in appearance will be found very simple to make. Full instructions will accompany the engravings, and the latter will include a representation of the finished work together with its component details. If the lace just mentioned, or the one here illustrated were made of some very fine fabric and worked with silk, the result would be exceedingly beautiful.

FLOWER CULTURE FOR WOMEN.

CACTI, AND THEIR CULTIVATION.

There are few amateur florists who do not include in their collections at least a few specimens of the cactus family; and this popularity is not difficult to understand when we consider the ease with which the plants may be reared, the adversity they will endure without injury, the oddity of their foliage and the magnificent beauty of their blossoms. These good qualities certainly combine to make an attractive class of plants; and while it is not by any means advised that the ordinary home cultivator devote the greater part of her time and attention to the growing of cacti, she will yet make a decided mistake by omitting them altogether.

We shall not attempt in this paper to discuss the larger cacti known to botanists, but will simply mention some of the general peculiarities of the family and particularize those varieties which are especially valuable for house culture. Those who are very fond of these strange plants will, of course, wish to greatly enlarge this

list, and this may readily be done by consulting the catalogue of any reliable florist who devotes especial attention to cacti.

The accompanying cut displays the effect of a cactus window, and it is certainly extremely attractive, although it is hardly to be expected that an amateur cultivator will succeed in bringing so many varieties into bloom at the same time. By a glance at the illustration it will be seen that the specimens represented differ notably both in blossom and in shape.

CULTIVATION.—Cacti require only the simplest treatment. The best general plan is to keep them

plants are placed in five or six inch pots, re-potting will not be necessary for two or three years, except in case of certain kinds whose roots grow very rapidly.

In re-potting, press the soil firmly between the roots with small wooden sticks; and for drainage use plenty of broken potsherds and a few pieces of charcoal, the latter being admirable for keeping the earth fresh.

Buckskin gloves should be worn when cacti are to be frequently handled, as the spines are sometimes very sharp and, when once in the flesh, elude all efforts at extraction, causing very annoying and painful sores. If, however, one possesses but a few specimens and handles them only occasionally, small cones or funnels of stiff paper may be slipped over the thumb and fingers.

Small plants just received may be potted in clean, coarse sand, which should be kept moist and in a warm place until the plants become thoroughly rooted. During the Winter cacti do best if kept at an even temperature of about fifty deg., and only sufficient water should be supplied to keep the soil from becoming quite dry. When a plant is re-potted its base should be even with or rest upon the soil, not buried beneath it. A few little pegs will serve to keep the plant in position until it becomes well established. It is not at all necessary that the plants should be fully exposed to the sun in Winter, but they should be placed where there is plenty of light. Cacti may be kept so dry that they will present a somewhat shrivelled appearance; but this will do them no injury, as, on the approach of Spring, when more water is supplied, the shrunken appearance will quickly disappear.

PROPAGATION.—Cacti may be readily multiplied in three ways—by means of cuttings of the stems, from the seeds and by grafting. The majority are usually propagated from cuttings, which may be of any desired length, a very small cutting taking root as readily as a large one. The lower ends of cuttings (where they were cut) should be exposed to the sun until well dried. The cuttings may then be set in pots or boxes filled with sand, which should not be watered for several days and afterward should be kept only moderately moist. As soon as the stems have become swollen, lift them, and if they are well rooted, plant them in quite small pots. Rearing from the seed is a very tedious process, and is not advisable unless the grower is intensely interested in the experiment and the proper facilities are available, in which case the same method should be followed as for other tender or green-house seeds. With careful management there is no reason why success should not be achieved. The object of grafting is usually to effect certain changes in the nature of the scion by uniting it with a stock of a different character from its own. Better growth and more profuse bloom are often produced in this way, and so are the so-called monstrosities.

PHYLLOCACTUS ACKERMANNI.—This old favorite is, perhaps, the most profuse bloomer of the cactus family. It is frequently called the sword cactus and is as often sold under the name of King cactus. Its rich, satiny, scarlet blossoms are very beautiful, measuring from three to five inches in diameter, the most vigorous plants, of course, producing the largest flowers. The petals are slender and wavy and are acutely pointed. The plant should be tied to a stake, and when it assumes very large proportions, a number of stakes or a small trellis will be needed to hold it in proper shape. The blossoms appear early in the Spring; and when the buds have begun to form, a little weak liquid manure may be supplied once or twice a week, with excellent effect. The engraving affords an excellent idea of the habit of the plant and of its freedom of bloom.

EPHYLLUM.—This is a very pretty variety, better known, perhaps, as crab cactus or lobster claw. It possesses several good features, prominent among which is its season of bloom, extending from October to February. A well grown specimen of this class is



A. CACTUS WINDOW.

cool and dry during the Winter in the house or conservatory and to place them a little more favorably outside during the Summer (when their growth is made), exposing them to the full heat of the sun, and providing sufficient moisture to stimulate and promote a healthy growth. They may be planted in the open border, but it is imperative that thorough drainage be provided, and that the border be well raised and sloped, so the surface water will run off quickly. If the plants are set out in pots, as in case of a rockery, a hole should be dug below each pot to allow the water to escape readily, for it must be remembered that too much moisture is extremely detrimental, if not actually fatal, to the cactus. The potting soil should be light, fresh and fine. Equal parts of good loam, leaf mould and sand make a suitable soil for most cacti, and abundant and sufficient drainage must be arranged.

Re-potting may be done at any time, but February and March are the best months. The soil should be rather dry, but not like dust, although it is better to have it too dry than too wet. When the plants are turned out of the pots most of the soil should be shaken from their roots, and all dead roots should be cut off close to the stem. A handful of sand placed directly under a plant in the new pot is very beneficial. Always use as small pots as will accommodate the roots comfortably, and see that the roots are spread out in a natural way. If glazed pots are used, much less watering will be required. The common clay pots are to be preferred, and these may, if desired, be set in ornamental ones of a larger size. When




PHYLLOCACTUS ACKERMANNI.

full bloom makes a very attractive sight, for it displays scores of dainty flowers that remain in perfect condition for a considerable time. The colors of the different species vary from deep pink through several shades of red to a dark crimson. The plant is very curious in shape and of a pretty, light shade of green. It is especially commended to the amateur's attention.

PHYLLOCACTUS LATIFRONS.—This cactus is often called the night-blooming cereus, but the name is wrongly applied; for while the plant blooms at night, it is not a cereus, but is, as its botanical name signifies, broad-leaved, whereas the true cereus, shown in the illustration, has a nearly round leaf or stem. The habit of the *latifrons* is nearly the same as that of its near relative, the *Ackermannii*, and the plant should be similarly treated. It is necessary to pay very close attention to this cactus when the buds are quite well grown, else the flowers may bloom and wither before the owner is aware of the fact. The writer was once called in by a friend to see her "night-blooming cereus," and was asked if she did not think it would soon bloom. A brief examination made it plain, however, that what was supposed to be a bud was only the faded remains of a flower that had stily bloomed during the preceding night while its eager owner "slumbered and slept." This plant is often sold under the name of the Queen cactus, and it well deserves its appellation.

CEREUS GRANDIFLORUS.—Also known as Queen of the Night. Many amateurs reject this cactus because of a rather general idea that it is chary of its blooms; but no greater error could be made. Plants that have received good care are almost certain to blossom



CEREUS GRANDIFLORUS.

three years from the cutting, and sometimes they bloom when only two years old. By procuring a small plant or cutting and carefully following the directions given above, anyone may produce a thriving plant that will be ready to bloom about the end of the third Summer. Unless the cultivator is well acquainted with the habits of the species, she will probably find considerable difficulty in distinguishing a flower bud from a stem until the former has made some growth, as both look, at the start, very much like a little tuft of white wool. Watch this tuft closely, and when it shows by unmistakable signs that it is a bud, water the plant freely and regularly and give it a little liquid manure at least once a week. The bud will grow very slowly at first, but all at once it will seem to be governed by a new impulse and will increase rapidly in size. It must now be watched carefully lest it bloom when no one sees it. When it is several inches long look closely at its upper end; and as soon as an aperture appears, it may be taken for granted that the momentous night is at hand when it will expand into a glorious flower. Then send word to friends and neighbors to come and enjoy the wonderful sight. Placing the pot containing the

plant in the center of the room, draw the blinds, that even the passers-by may have a glimpse of the flower's magnificent beauty; and have the room brilliantly lighted, that every movement of petal and calyx may be distinctly visible. Or, the plant may be allowed to remain in the yard or garden, which may be lighted with Chinese lanterns; and a garden party may be assembled to do honor to the occasion. As everyone is on the tip-toe of expectation, eager to behold the first of the beautiful transformation, the delicate petals with gold and brown will be seen to quiver, as though suddenly made instinct with a new life; and an unmistakable feeling of awe will creep over the hardest spectator as he observes this mysterious process, which is probably unique in the floral world. In from two to three hours from the first signal the flower will stand revealed in all its loveliness and absolutely inimitable fragrance. Its size is not the least of its surprising features, for a gallon glass jar will not be large enough to hold the flower in its natural position. Of course, it must not be understood that each plant brings forth only one flower at a time; on the contrary, a large, healthy plant will often open as many as twenty blossoms in a single night. Unfortunately, the flowers do not last long. After midnight the petals draw closer and closer together and soon hang limp and lifeless, without a trace of the graceful beauty that was theirs a few hours before.

NOTES FOR THE MONTH.

The moon-vine has a habit of rooting at the joints when allowed to trail upon the ground, especially in a wet season. These little vines may be potted and kept over Winter in the window; and in the Spring they will bloom nicely on the trellis or arbor. The large plants may also be taken up, potted, and cut back to within a few inches of the ground; they may then be placed in the cellar and watered occasionally until Spring, when they will doubtless be ready for strong growth.

In northern latitudes roses should be covered before there is a chance of their being frosted. The protection is best applied just before freezing weather sets in and should consist of forest leaves or long straw, preferably the former. Fresh compost should never be used to cover plants, as it is much too heating.

Hybrid perpetuals are much benefitted by being bent to the ground and covered with leaves or straw; or if the shoots are too brittle to be safely bent, a barrel or box may be set over them and filled with leaves or straw. A steady covering of snow affords admirable protection for roses, but snow is so uncertain in its coming and going that it is unwise to trust to its kind offices.

In preparing roses for the Winter it is advisable to heap the earth up slightly about their roots, that the water may drain away from them quickly; and the leaves or straw, which will be held in place with a few boughs, should not be packed so closely that they will retain the moisture of rain and snow.

In the South this is considered the best time for planting roses, and many florists grow plants in two sizes to meet this demand.

Those who possess what is popularly called a "wild garden" will find the present an excellent time (in many localities) for lifting and removing to that spot any especially handsome specimens of late golden-rod, asters, black-eyed Susans and other "ay Autumnal beauties. Or, if preferred, these plants may be marked now and moved early in the Spring.

Chrysanthemums intended for the house should be taken in early to as cool a position as possible and should be given plenty of fresh air daily. They should never be allowed to suffer for water and should be fed at least once a week with liquid manure or its equivalent.

A small but handsome specimen of canna may be advantageously removed from the garden to the house, where it will produce its tropical-looking blossoms all Winter. If one is possessed of palms, *ficus elastica* and other elegant plants of that class, the canna may, of course, be dispensed with.

Now a word about seeds. Many people think seeds must be fully ripened before they can be gathered, but in many cases this idea is erroneous. Pansy seed-pods may be picked before they have burst and may be laid in a cool, dry place to finish the ripening process. Salvia seeds, also, may be gathered before they are black, the whole flower stem being laid carefully away with them to supply the nourishment necessary to ripen them. So, aster heads, nasturtium pods and many other seed-vessels need not be ripe when plucked.


It is always best to purchase seeds of a reliable seedsman; but often the amateur has a particularly handsome flower that she wishes to perpetuate; and sometimes she will find it advisable to rear seeds of the commoner flowers, and in the Spring expend the money set apart for seeds in the purchase of newer and rarer varieties.

TO PARENTS OF SMALL CHILDREN.—Under the title of "Pastimes for Children" we have published an attractive little pamphlet treat-

ing of all sorts of entertaining and instructive amusements for children. Price, 1s. or 25 cents.

ACROSS THE CONTINENT—FROM NEW YORK TO ALASKA.

IN ALASKAN WATERS—(CONTINUED).



mes ascend gained an adequate idea of the force and regularity with which glaciers move when not checked by the rigors of Arctic cold. At the time of our ascent the weather was remarkably warm, and the ceaseless cannonading of rending ice showed that many a foot of the glacier's front fell that day into the ocean's devouring embrace, a fact that we could readily believe when, a few hours later, our steamer was cautiously picking her way out of Glacier Bay; but we were assured that glacial streams or some other mysterious power presses the mass of ice forward bodily day by day, notwithstanding its almost incalculable weight, so that, no matter how rapidly the bergs are formed, the face of the glacier always remains at the same point.

The surface of the morain is formed of stones and rocks that have drifted hither no one knows whence, and below them is solid ice. These stones have been sharpened by the grinding ice of centuries, and they played sad havoc with our stout walking boots as we stumbled and slipped along in our upward march, which was interrupted by an occasional fall that compelled us to catch unwilling glimpses into icy crevices of unfathomable depth. There was, however, a certain fascination in the dangers with which we were surrounded. As seen from the steamer's deck or even from the pebbly shore, the morain seemed to be a solid rock strewn with shards and pebbles, but we found it so cut up with fissures that constant vigilance was needed to prevent serious mishap. The ascent was not steep, but was difficult enough to occasion frequent halts in which to recover breath. Very soon we began to hear the murmuring and dashing sounds of moving water, but were at first at a loss to discover their source. Looking closely, however, we perceived little rifts in the rocky surface, at the bottom of which, thousands of feet below us, rushed or glided the unseen waters. The thought of the awful consequences of a single misstep was enough to appal the most venturesome climbers of our party and cause them to proceed with all possible circumspection.

We walked near the brink of this immense ice bluff that we might not lose sight of its iridescent wall, from which at frequent intervals came the astounding roar of rending and falling bergs. At last, after an hour's tramp over rocks and among fissures, we planted our feet in triumph upon the glacier, only to find that, of a truth, "Distance lends enchantment to the view." Observed from a distance the top of the glacier showed alluring and softly shifting hues, but when looked at beneath our feet it was only a porous mass of dingy gray ice without a single touch or gleam of beauty. In fact, the only feature of the glacier that seemed to meet our expectation was its vastness, as it stretched away and disappeared in the distance between great mountains, the rocky sides of which were scarred or hewn into ridges and terraces by the ever advancing mass of ice. The fissures in the glacier are even more treacherous than those in the morain, for their edges have lost their sharpness so that the unwary sightseer finds a much too easy incline toward their dreadful depths.

We found the descent of the morain even more difficult and, perhaps, more dangerous than the ascent, its mile or more of rolling stones presenting new obstacles to our unaccustomed feet, which were, moreover, wearied by the previous climb and now lacked the impetus of enthusiasm and eager curiosity. When we reached the shore we looked back with mingled pleasure and regret—with pleasure because of the beautiful sight that still lay before us in the bright sunlight, and with regret because we had discovered how ugly and terrible this mountain of ice really was. It is doubtful if the human mind is capable of picturing to itself scenes as gorgeous as those upon which we looked that day in Glacier Bay, although no one has a right to question the powers of the imagination after reading

those sweet lines which Emily Dickinson wrote in her lonely home, and which recurred to us with peculiar force that day:

"I never saw a moor,
I never saw the sea,
Yet know I how the heather looks
And what the billows be.

"I never spoke with God,
Nor visited in heaven,
Yet certain am I of the spot
As though the chart were given."

The sky was topaz-colored and the sea like silver flecked with jewels as our steamer turned her prow away from Muir Glacier and began slowly to make a course among the great bergs with which the bay was dotted. Perfect silence reigned on deck, save when some timorous passenger cried out involuntarily as the ship, with a slight shiver, passed between grating masses of ice that floated so close together that it seemed as though an active man could leap from one to the other. On such occasions the steamer gently separated the bergs with her nose and, with slowly revolving screw, passed cautiously between. Of course, this would have been dangerous, if not impossible, had there been a strong tide or wind to set the ice in violent motion; but on that glorious day the sun shone upon a tranquil sea, and there was scarcely breeze enough to ripple the surface of the water.

After thus cautiously picking our way for five hours, the bergs perceptibly diminished in number, so that we could proceed at a more rapid rate; and as the twilight began to descend upon us we steamed into a beautiful inlet known as Bartlet Bay. It is very seldom that a "fire-ship" enters this charming bay, and but few white men have visited the Indian town that skirts the shore in the shelter of several lofty islands, which serve as a barrier to seaward; consequently we felt ourselves highly privileged when we beheld great numbers of high-proved canoes come out to meet our ship, each expertly managed by one or more women coiffed with highly colored silk kerchiefs.

The people of the town are Hooniahs, the cleverest Indians in Alaska at weaving baskets, hammering coin into *clickwillies* (bracelets), and telling falsehoods whenever questioned about themselves or, indeed, about anything else. They appear, in fact, to be conscientiously untruthful when speaking to white persons. All Hooniah *klooches*, unless abjectly poor, adorn their arms with bracelets of silver from wrist to elbow and put as many rings upon their fingers as they can conveniently wear while managing their canoes; and we noticed a number who had several rings in each ear, holes being made for the purpose along the edge of the ear from the lobe to the upper curve. In accordance with what seems an almost universal feminine fashion in Alaska, their faces were painted across the center with lamp-black, the upper lip and eyebrows being in each instance included in the sable band.

The people of this tribe do not take kindly to Christianity, unless they can discover some material advantage to be gained by so doing; and in such cases they are true to the teachings of their new faith only so long as this gain continues. Just before we left Bartlet Bay another fleet of graceful canoes came out to our vessel laden with articles of native commerce, and a rarely picturesque sight they made as they neared us, their high prows ornate with emblematical carvings and their occupants gorgeous with bright-hued kerchiefs and glittering silver jewelry; but this effect was sadly marred when the pretty craft reached the steamer's side and we beheld the uncleanness and squalor which marked the nether attire of the female merchants who crowded upon our decks. After this disgusting experience we gladly left for Chilkat village, the northernmost port of our voyage.

As had been our almost invariable good fortune, the weather was simply perfect as we steamed through icy channels and passes until we came in sight of the perfectly conical mound that rises symmetrically from the sea opposite Chilkat village and gives a name to the little neighboring settlement of Pyramid Harbor. The greater part of this distance was covered at night, during which the heavens were lighted with more than usual brilliancy with wavering lines of violet, amber, rose, green, blue, red and white, that flamed and paled in dazzling variations, intensifying the charm of the shifting shadows on the coast and fairly glorifying the broad wake our steamer left behind her. At midnight we sat upon the deck attempting to read, but the beauty of the wonderful aurora effectually drew all interest from the printed page, and we sat gazing at the magnificent display long after

the hour when, according to the calendar, a new day had commenced. The morning of our arrival in Pyramid Harbor was balmy with slanting sunshine, and by midday the air was, to us, comfortably warm; but to the natives the heat was so extreme that several of them actually perished from sunstroke. Poor wretches! When an Indian becomes sick he yields to the ailment without a struggle, and dies from hopelessness if not from actual disease. Perhaps this fate is as good as another for him, because even the Chilkat, who is said to be more manly and courageous than any of his neighbors, practices self-annihilation with strange but, perhaps, natural persistency. To pass off from the face of earth seems to be the chief end and aim of these savages, if one may judge from their habits and the unnecessary evils with which they surround themselves. They fight their tribal enemies fiercely, and also the white man when they dare; but they never wage war with disease, which they hold to be an inexorable and all-powerful foe with whose course it is useless to interfere.

The red light of the morning had faded into a clear white light (not a glare, as it does farther south) when we were set ashore at Chilkat to see how and where this famous tribe dwell and to sniff the, to us, vile odors that emanate from even the most comfortable of Indian cabins; for it must be borne in mind that these people daily feed upon uncooked, sun-dried salmon, or raw halibut dipped in a acid seal or fish oil. In fact, they consider all foods flavorless until, like wine, they have attained the dignity of age. They make a most luxurious dinner off a mixture of half-decayed fish-roe, seaweed and ancient seal-oil; while for a hasty supper they either masticate the inner bark of young spruce trees dipped into oil, or else drink plain oil from great horn spoons. Why should they not die when the sun is uncommonly hot? Wild strawberries are abundant in this neighborhood and are much more delicious than in lower latitudes, but this variety of food has no attraction for the Indian's palate and is eaten by him only when other nourishment is unattainable.

Whiskey is contraband here, and our government officials make frequent journeys incognito to Alaska in search of greedy law-breakers, it being well known that Alaska Indians, and especially the Chilkats, will pay the most exorbitant prices for the intoxicating fluid, cunning and careful as they are in ordinary money matters. It is a serious question of expediency, and even of humanity, whether it would not be wiser to allow the natives of Alaska to have whiskey under proper restrictions; since, if they cannot get it when the craving seizes them, they make a diabolical drink by fermenting a mixture of molasses and flour (two ingredients always to be had) that is simply murderous in its effects.

It must be said of these crafty heathens who guard the Chilkoot pass and act as middlemen between white traders in ships and the native fur-hunters beyond the coast range, that they have much more


graceful figures than their relatives farther south in the archipelago, their legs, especially, being straighter and more symmetrical. This superiority is doubtless due to the fact that they have a larger area of land upon which to walk, and are consequently seated in their canoes not much more than half their time. The flavor of the air in Pyramid Harbor is rendered almost unbearable at times by the odor from the neighboring salmon canneries. One of these malodorous establishments defiles the shore on each side of the harbor, and we were heartily glad when our ship turned her prow southward and we took leave of this superb crescent of peaceful silver and sapphire waters. The Alaska salmon is a beautiful fish, with its brilliant green back and its under side of glistening silvery white; and it is a delicious article of food, but the places in which it is canned are a blot on the face of nature and taint with their vile stench even the strawberries growing in the neighborhood.

A second time we enjoyed Davidson's tree-fringed, frozen magnificence and then passed once more between the walls of Lynn Channel. Here the mountains seemed to have gathered together for some awful ceremonial suited to the mysterious stillness. Threatening gray shadows hung like sullen frowns upon the peaks to our left, while a rosy but, perhaps, deceptive radiance illumined those upon our right; and so narrow seemed the channel which separated them that a fanciful fear entered our minds lest by some subtle and occult means they might be planning together when and how they should once more belch forth their great columns of sulphurous flame. For we remembered the assurance of learned men that most if not all of the higher peaks of Alaska were once volcanoes and that there is no known reason why they should not once more break out into fiery activity.

The waters of Lynn Channel were of a deep, luminous black where they lay in shadow and of a silvery green hue where the light fell upon them, the effect being fairly bewildering in its weird beauty. Glaciers were in plain view in every direction, Davidson on our right and Eagle upon our left being monarchs of all. Some miles farther on we passed South Lynn Channel, a fiord lying between Chilagoff and Admiralty Islands, each of which has an area of lofty land larger than our state of Maine. Leaving the Channel we steamed nearly due westward through devious turnings called Peril Straits, a name, by-the-by, that is wholly undeserved since the country is no longer under the pitiless Russian rule, and since modern science has so greatly diminished the dangers of navigation. In these straits stupendous walls form a narrow gate to the ocean, through which the tides come and go with a fury that would have been perilous to our ship had we not chosen a fitting hour for the passage. Reaching the open sea, we almost immediately turned southward and sailed among countless small green islands to reach Sitka, which is perched quaintly under the shadow of Mt. Verstovia, a very interesting extinct volcano situated on Baronoff Island.

A. B. L.

CHRISTMAS GIVING.



ILENTLY steals along the frosty air of Winter, bringing with it the desire to commence the making of gifts for those dear ones who will surely think of us on Christmas day. There is no need to remind ourselves that last Christmas we promised to make a very early beginning this year, for did not the chiming of the midnight bells on last Christmas Eve find us with still a few final stitches to be taken? As soon as the holiday interest has been awakened by the reflection that the season is fast approaching, we devote much careful thought to deciding what presents will be most appropriate to the needs or tastes of the friends and relations whom we wish to remember.

There can be no doubt that a certain sum of money will make

a much more substantial showing when the gifts are to be made up at home than when they are to be purchased already prepared; and it is equally certain that there is economy in making several articles

alike when they are destined for recipients in different homes. The loving thought represented by each token of remembrance should and usually does far outweigh the intrinsic value of the article; but even when only a very simple gift can be afforded, it is always possible to choose something that shall be either useful or ornamental and shall have no suggestion of cheapness in its appearance.

A number of inexpensive, and easily made gifts are described below, and the general woman who has many to think of and not a very generous sum at her disposal will find among them an assortment of dainty articles exactly suited to her needs.

PHOTOGRAPH-HOLDER.—This useful ornament is produced in a greater variety of styles than ever. Among the newest and most convenient holders are those that may be suspended, and may also be folded to the size of one photograph. For these frames, silk, crêtonne, similseda or crêpe cloth may be used. To make a holder large enough for six pictures, cut a strip of the material forty-two inches long and eight inches wide; also cut twelve pieces of ordinary pasteboard or, better still, of bookbinders' pasteboard, which may be obtained, cut the desired size, at any bindery. The sections of pasteboard should be a little longer than a cabinet picture, and an oval or square opening large enough to display a photograph effectively should be made in the center of six of them. If crêpe or any other diaphanous material is to be used, cover the pasteboards, edges and all, with white paper; but this is not necessary when cloth is chosen. Glue the six plain pieces of board on the long strip of material, arranging them a little over half an inch apart to allow for hinges, and gluing them only where the material is folded over the board. Use

only the best white glue. Having placed the strip under weights to dry, proceed to cover the other six pieces, and dry them also. The material should be well stretched when put on and very neatly laid back on the under side of the board around the oval or square opening. Now glue a strip of the material across each hinge, turning in edge against edge, and fasten the six front boards against the back boards, gluing only the sides and lower edges, however, and leaving the upper edges loose to admit the pictures. Sew a ring at the back and middle of the top for hanging.

BURNT MATCH RECEIVER.—For this is used a small globe-shaped basket, nicely silvered or gilded, into which is slipped a tiny glass, also silvered or gilded at its edge, and entirely hidden by a full ruche of fringed ribbon that encircles the basket. Baskets suitable for this purpose may be purchased of any dealer in Japanese goods for a very small sum; they are about three inches in diameter. A yard and a-half of number nine ribbon is required to make the ruche. Cut out one edge of the ribbon, and fringe it down to within a-quarter of an inch of the other edge; then arrange the ribbon in a very full plaiting and fit it into the rim of the basket to form a flossy ruche on the edge. Nile-green or turquoise-blue ribbon will be very effective on a silver basket, and gold and metallic-red will make an equally pleasing combination.

FANCY GLASS CASE.—The variety of uses to which cases of this kind may be put renders them particularly desirable for gifts. They may be devoted with equal propriety to jewelry, gloves, letters, handkerchiefs, photographs or odds and ends. Cut pasteboard patterns the exact size of the various pieces of glass required, and have a glazier or painter cut by them rather than by measurements, for in this way a more accurate result will be obtained. If the case is to be used for jewelry, make it triangular in shape, cutting but two patterns—one for the top and bottom and one for the sides. If the case is to be utilized for handkerchiefs, however, it should be nearly square, while for gloves it should be a narrow oblong. Should the edges of the glass be rough from cutting, smooth them with sandpaper; and then bind them with inch-wide ribbon, being careful to make the ribbon perfectly smooth, particularly at the corners. Tack the bound pieces of glass in the shape desired by stitching over and over at the corners, this joining being quite sufficient to hold the box in shape; and hide the stitches by tacking a tiny bow of ribbon over each corner. Cover four bullet-shaped buttons with the ribbon, and sew one to each corner of the bottom to serve as a leg. If the case is designed for jewelry, a tiny pad should be placed in the bottom. This may be made of sheet wadding and covered with silk the color of the ribbon on the outside, the cover being tacked together at intervals in quilt fashion, and the tackings concealed with tiny ribbon bows. Pretty results may be produced with pale-green, pale-yellow, pink or blue ribbon.

SCRIM BUREAU-COVER.—Nothing will prove more acceptable to a busy housewife than a set of bureau-covers for her room. A scrim cover is usually laid over heavy cotton flannel, which gives it body and prevents the wood showing through. Along the sides and ends of the cover threads are drawn to permit the insertion of narrow ribbon, the ends of which may be folded under to form loops or allowed to hang loose, as desired. The ribbon generally used for this purpose is that known as "lute-string" and is not expensive; it may be in a single color or in several contrasting shades or hues. Pink and blue produce a dainty Pompadour effect, and four or six rows are usually inserted. There are a great many varieties of scrim, but that showing a uniform and rather loose weave is to be preferred for this purpose.

PIN-CUSHION.—The pin-cushion for the bureau is now often composed of two tiny square cushions tied together with a ribbon secured to one corner of each. Small round cushions not more than four inches in diameter are also preferred to the huge, old-fashioned cushion which so long occupied the central place of honor on the bureau. The cushion is usually covered with satin or silk the color of the ribbons used in the bureau-cover; but it may with equally good taste be covered with white cloth, over which will be arranged a scrim cover decorated like that on the bureau. The cover is pinned to the cushion at opposite corners and may thus be readily dusted.

NEEDLE-CASE.—Almost anybody can make a dainty needle-case, and at very trifling cost. Heart-shaped cases are popular and are fashionable just now for a variety of fancy articles and furnishings. To make such a needle-case cut four pieces of pasteboard of the shape and size desired, and cover them with silk, basting it on. Place two of the covered pieces together, with the wrong sides inward, and sew them over and over; then prepare the other two in the same way. Cut three or four leaves of white flannel the shape of the outside, but a little smaller; button-hole them all round with white silk, and fasten them to one of the covers. Sew a-quarter of a yard of half-inch ribbon to the inside of the top of each cover, and tie the ribbons in a bow, securing the covers firmly together.

Another case, that will be a dainty ornament for a guest chamber, may be made as follows: Procure half a yard of ribbon three inches wide. Cut two circles of pasteboard each an inch in diameter, and

cover them on both sides with part of the ribbon. Hem the ribbon at the end, and sew it to the two circles, placing one at each edge of the ribbon and sewing but half-way round each circle so as to form a pocket at the end of the ribbon. Fringe the other end, fold it over on the right side for three inches, and catch it with a fine needle across the top, thus forming a sheath through which to pass a ribbon for suspending the case. Button-hole with white silk a piece of white flannel five and a-half inches long and not quite the width of the ribbon. Place this flannel slip midway between the spool-pocket and the fringe, fastening it to the ribbon at its four corners, and covering the fastenings with tiny bows of white ribbon. Place in the pocket a spool of white and a spool of black thread, and thrust into the flannel several needles of various sizes.

HANDY-BAG.—This ingenious article, which is to be hung on the closet door, will be appreciated by a friend whose room is of limited size. It looks best when made of striped canvas like that used for awnings, but gray linen or bed ticking is equally strong. In making a bag of this kind the writer allowed a piece of material fifty inches long and twenty-four wide, but these measurements may have to be altered to suit the width of the door. Cut the top of the linen in five points. Cut six strips of the goods for pockets, making them seven inches deep and twenty-eight inches long. Bind the tops of these strips with braid, write with a lead-pencil the words that will indicate what each pocket is to contain, and outline the writing with heavy etching cotton. Four of the strips should be arranged for two pockets each, and the pairs should be marked as follows: "Linen" "Cotton," "Shoes," "Rubbers" "Slippers," and "String" "Paper." The two remaining strips will be arranged to form one pocket each and will bear the words "Sundries" and "Patterns." Sew the first strip to the foundation, placing its top three inches from the points, basting side to side, pulling on the bottom of the pocket, and sewing the middle of the pocket to the middle of the foundation. Arrange all the pockets in the same way, placing them an inch apart. When all are on bind the entire bag with braid, not forgetting the points. Sew to each point a strong brass ring, by which to suspend the bags. This will provide an abiding-place for those miscellaneous belongings which have such an aggravating faculty for getting misplaced unless there is some definite receptacle to which they may always be consigned.

TIME-CARD CASE.—For those who travel much by rail or boat, and who can never find a time-table when wanted, this case will make a desirable present. It is wise to procure such a time-card as the recipient is most likely to use, so there will be no mistake in measurement. The case will usually be made of the gray linen so long in use for shoe and travelling bags. Cut two sections of strong pasteboard, each two inches and a-half larger all round than the time-card; cover one of these sections with plain linen, pulling the edges of the latter well over those of the pasteboard, and fastening them with long stitches from side to side.

From the center of the other section of pasteboard cut a piece three-eighths of an inch smaller all round than the time-card; lay the section on the piece of linen that is to cover it, and with a lead-pencil lightly outline the opening upon the linen. Follow this outline opening with a basting thread, stretch the linen on a flat, smooth board or table, pin it in place, and with a soft pencil write on the linen the word "Schedule," "Time-Table" or any other that will suggest the use for which the case is intended, being careful not to encroach upon the space outlined by the thread. If the worker possess some skill with her pencil, she may draw upon the linen a number of bells strung on a ribbon, the bells being depicted as gaily ringing. Work the lettering or design with brown etching silk, cover the pasteboard with the linen, cut out the center, and turn the linen back so there will be no rough edges. Now hold the two pieces of covered pasteboard together, and sew them neatly with over-and-over stitches, leaving the lower edge open so the time-card may be slipped in and out. Sew one end of a piece of brown ribbon to each upper corner for suspending the case.

Women who understand decorative painting can make an endless variety of dainty articles, and those who do not will at least be able to apply gold paint. An envelope of gold powder costs but a trifle, and a bottle of "medium," ready for use, is even less expensive. It is advisable, however, if much work of this kind is to be done, to make the "medium" for one's-self. Procure at a paint shop a small quantity of varnish and turpentine, and mix them together in the proportion of one-third varnish to two-thirds turpentine, mixing just enough for present use, and keeping the turpentine always well corked. Brushes Nos. 4 and 10 are advised for gilding, the former for fine lines and the latter for heavier work. Much can be done in a decorative way by a tasteful use of gold powder.

A point for the Christmas giver to remember is that a present is much more attractive to the recipient when daintily wrapped. White tissue paper is not costly, but it gives a parcel the true holiday appearance, and this will be greatly enhanced by tying the package with narrow white ribbon, the variety having a little cotton in its weave being quite good enough for the purpose. E. D. N. A.

THE "DELINEATOR"—THE WOMAN'S MAGAZINE.

The scope of the DELINEATOR has been gradually widened during the past twelve months; and while the publication is not in every respect as we hope yet to make it, we can safely assert that in the field it is designed to cover it stands without a peer—that the quality, quantity, variety and appropriateness of its contents make it essentially the Woman's Magazine, suitable for young and old, maid, wife and widow.

What the public think of it is attested by the steady increase in its circulation, each month showing a large gain. In our issue for December, 1890, we printed **360,000** copies; while of the present number the total edition for the United States (exclusive of the English and Canadian editions) will be **410,000** copies—an increase of **50,000** in the twelve months, or an average gain of **5,000** paid subscribers in every month of the year.

The reason for this enormous circulation and rapid increase is that the magazine has continually grown stronger and better in every department. The enlargement of our staff in London and Paris has enabled us to keep directly in touch with those centers of fashion, so that prevailing styles are reproduced here almost as soon as seen. Further progress has been made in the manufacture of our Patterns, and they are now as perfect as skilled designers can make them. In this connection, too, must be considered the illustrated Lessons on Garment Making which appear from time to time and teach the best among various modes of finish for certain styles or parts of garments. These "Lessons" are invaluable to all dressmakers, and when the series is completed it will form the most practical treatise on dressmaking ever published.

The Fancy-Work Department grows more attractive on account of the numerous original designs introduced, the "Fancy Stitches," being especially productive of novelties.

The standard articles on Dress Fabrics, Trimmings and Millinery reflect the taste of to-day and also indicate that of to-morrow, and the information given can be safely followed by all who are interested in the making of ladies' attire. In addition to these articles there have been special ones on various subjects appropriate to the current season, such as Fancy Dress and Carnival Costumes, Costumes for Graduation, Autumn Gowns, Mourning Attire, Evening Gowns, etc.

The papers on the Dining-Room and Its Decoration, which close as a series this month, have been instructive and suggestive, giving to young housekeepers full information regarding the dainty ordering of the dining-table and its service, and presenting the newest ideas in mural and table decoration, including the folding of napkins, arrangement of flowers, disposal of pictures, panels and plaques, etc., etc.

Tea-Table Gossip has continued throughout the year to discuss from a practical woman's standpoint all those minor topics of current interest that hold so prominent a place in the feminine mind. Everything, from pins to gowns and from a woman's ways to her weight, finds a place in these entertaining and instructive papers.

With the year was inaugurated a new department which, judging from the general interest manifested in it, has supplied a long-felt want. This is the Housekeepers' Department, in which are answered all questions relating to cookery and the management of the household generally. Our readers may rely on all recipes, directions and general information presented in this connection as being the most sensible and practical to be had on the subject concerning which inquiry is made.

During the past twelve months has been completed the first course of papers on "Housekeeping, Good and Bad," treating the theoretical side of the housewife's art; and the second series, touching upon practical housekeeping, is now in progress.

In the March number appeared the first chapter of "Across the Continent," a vividly descriptive narrative of a recent journey from New York to Vancouver and thence to the various points of interest in Alaska. Sitka is reached in the instalment for the present month, and two or more papers are still to be presented.

Simultaneously with the Alaska series was begun an equally entertaining course of graphically illustrated Japanese Sketches, but this was, we regret to say, interrupted for an indefinite period by the illness of our correspondent and her consequent return to America; we hope, however, to be able to resume the Sketches in a very early issue.

Of interest to every flower-loving woman have been the regular papers on "Flower Culture for Women," begun in the April number. These valuable discourses on the florists' craft give full instructions for the care of all sorts of plants, shrubs and bulbs in

the house, on the lawn and in the garden, and they will be continued until the subject (at least, so far as it concerns the amateur florist) has been thoroughly canvassed. The chapters respectively on roses, lilies and cacti will be found particularly well considered.

In the April issue was also commenced a course of illustrated lessons in The Art of Knitting and another in Crocheting, both being prepared by an acknowledged adept in the dainty art of fancy-work; and the introductory paper of a series on Modern Lace-Making appeared in the June number. These lessons will be continued until all our readers who care to learn have become well versed in the mysteries of Knitting, Crocheting and Lace-Making.

Practical instruction in modern methods of house-furnishing was given in a set of four carefully prepared articles on "Novelties in House Decoration," in which were considered the newest ideas regarding wall, ceiling and floor coverings, mantels, grates, windows, hangings, furniture and fittings.

The September number contains the first paper of a series on Home-Made Toilet Extracts, by a careful study of which any woman may, at small expense, supply herself with perfumery superior to that offered in the shops, the various formulas given being those followed by the most reliable perfumers in this country.

In October the final Lesson in Wood-Carving was presented, completing a most thorough course of instruction in that useful and amusing art. Every branch of wood carving received full attention, and the various subjects treated in each lesson were carefully illustrated.

A very seasonable subject was initiated in the November number in a paper descriptive of Games for Halloween; and a similar paper, together with a chapter on Evening Amusements, will be presented in each succeeding issue until all the evening games and other home amusements now in vogue have been discussed.

In addition to the above-mentioned regular and continued articles, a number of miscellaneous ones on topics of special or general household interest have been presented each month, together with admirably written papers on subjects relating to domestic manners and morals.

FOR 1892.

During the coming year our efforts will remain unabated, not to keep the magazine at its present mark, but to raise it even higher in the scale of technical, literary and artistic excellence. We shall endeavor to render the Fashion Department more complete and more generally satisfactory to all classes of readers than ever before; and that other great department of the magazine, the "Illustrated Miscellany" will claim the entire attention of a numerous staff of the ablest writers and designers.

The "Fancy Stitches" will be continued under the title "Fancy Stitches and Embroideries," and we promise fancy-work lovers a series of novelties unique in the art of decoration.

There will be initiated, for the benefit of the home-lover, a series of illustrated papers on cosy corners and cosy nooks.

Among the many topics to be touched upon in the Household and Literary department there are three which are deserving of particular mention as being especially important to the great mass of womankind. In an early issue will be given a series of articles, by a writer of long and varied experience, on the subject of Child Life, in which everything relative to the health and comfort of children, from their earliest infancy onward, will be considered, practically and with special reference to the means at the command of the average mother.

Another course of papers, also to be shortly commenced, will tell all about Cleansing, Dyeing and Scouring, as they can be done at home. The directions given will be carefully and clearly worded, and they will only include such implements and materials as are likely to have a place in the ordinary household.

Physical Culture will be taken up and considered in every branch. This topic is attracting the attention of young and old in every grade of society, and the papers will be written by one abundantly able to do it full justice.

The Tea-Table Gossip, under a similar title, will be continued, and will disseminate in its inimitable way information on the fads and foibles of society; and the Rambles Among Books will be instructive in regard to the merits of the new publications.

THE PRICE WILL REMAIN UNCHANGED,

ONE DOLLAR PER YEAR.

CROCHETING.—No. 8.

CROCHETED PLASTRON.

FIGURE No. 1.—The plastron represented is made of *écru* crochet cotton about No. 50. The wheels are joined as they are made, by their picots, as may be seen by a reference to the engraving.

Silk is often used in white, black, *écru* or colors for such a plastron; and wheels of various other patterns are frequently employed in making plastrons of this shape or any special shape required.

To Make a Wheel.—Wind the thread over a pencil about 16 times to form the foundation for the center; slip the ring thus formed off the pencil and make 8 groups of 2 *treble* crochets each over the ring, with chains of 4 between the groups. Then form a picot edge as follows: Around each 4-chain make 4 single crochets, with 4-chains between; then 2 chains to cross a group of *trebles*, and then repeat the picots as

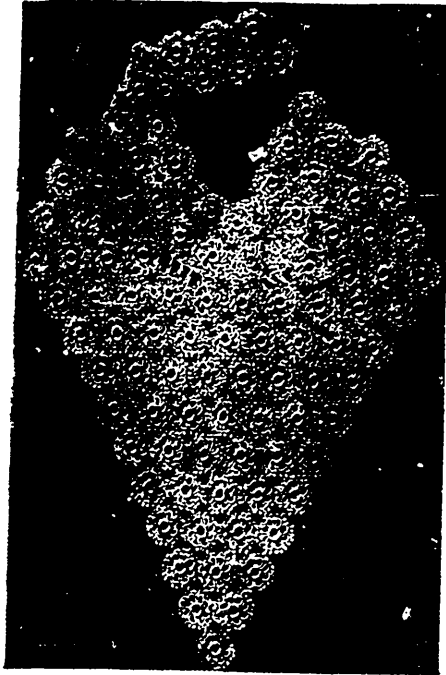


FIGURE No. 1.—CROCHETED PLASTRON.

directed around the next 4-chain and so on around each wheel.

Upper Edge of the Plastron.—Make single and double crochets with 5-chains between, catching them in the picots as seen in the engraving, making the doubles in the deeper spaces as necessary to keep the upper edge even.

Second row.—Make 7 single crochets in each space.

Third row.—Begin at the right side; in the first two spaces work slip stitches in the back parts of the single crochets. In the third space make 5 chain, skip 1, 1 slip stitch in next stitch, 5 chain, 1 slip stitch in same stitch, 5 chain, skip 1, 1 slip stitch in next stitch; then work slip stitches to the 6th space and repeat the picots in this space. Work in this manner to end of row, making the rest of the picots in the spaces so that a group of picots will come in every space between the wheels of the band; and joining the latter while making the slip stitches and picots so that it will lie flatly around the work. The middle of the two lower picot-groups of each wheel is joined to the slip-stitch row as the slip stitches are made.

The band is simply two straight rows of wheels joined as seen in the engraving.

CROCHETED FOUR-IN-HAND SILK TIE.

FIGURES Nos. 2 AND 3.—The tie or scarf illustrated is a very rich-looking article of wear, and is made of cream-white crochet silk and

lined with satin ribbon of the same shade. No. 3 shows the manner of making, 4 double crochets being used for each shell, with 1 chain between the 3rd and 4th doubles, to provide spaces for the shells of succeeding rows. At each side, where you turn, make a chain of 2 stitches and then a shell.

The tie itself is 8 shells wide at the widest portion, and is properly shaped by the following directions:

For 14 inches of its length make the rows 8 shells wide; then make 8 rows of 7 shells each; 4 rows of 6 shells, 3 rows of 5 shells, and 3 rows of 4 shells.

Then for the narrow part: 17 inches of 3 shells in width; then 3 rows of 4 shells each, 3 rows of 5 shells, 4 rows of 6 shells; then 5 inches with 7 shells in each row.

If preferred, a ready-made tie may be used as a pattern and the work narrowed and made to follow its shape. The tie is very handsome made of black, dark blue, deep red or garnet, brown, gray or any favorite color. The lining is not a matter of necessity, but it serves to hold the tie in permanent good shape. It may be omitted for Summer use, when crocheted ties are very popular for wearing with silk or flannel shirts. Made of wash silk, ties of this description will launder perfectly.




FIGURE No. 2.—CROCHETED FOUR-IN-HAND SILK TIE.

CROCHETED PINEAPPLE EDGING.

FIGURE No. 4.—Make a chain of 39 stitches.

First row.—Turn; 6 double crochets with the 3rd and 4th separated by 2 chain, in the 5th stitch from the hook to form a shell; 7 chain, and a second shell in the 9th stitch; 7 chain, skip 8, 1 shell in next stitch; 5 chain, skip 4, 1 single crochet in next stitch; 5 chain, skip 4, 1 shell in next stitch; 2 chain, skip 2, 1 double crochet in the next.

Second row.—Turn; 5 chain, 1 shell in middle of shell, 1 chain,

1 single crochet in first space; 5 chain, 1 single crochet in next space; 1 chain, 1 shell in middle of shell; 6 chain, 9 double-treble crochets (thread over hook 3 times) each separated by 1 chain, in the middle of shell underneath; 6 chain, 1 shell in st. ell.

Third row.—Turn; 4 chain, 1 shell in shell, 5 chain, * 1 single crochet in the 1st small space, 4 chain, 1 single crochet in same space; repeat from * in all the treble spaces, making 8 loops in all; 5 chain, 1 shell in shell; 5 chain, 1 single crochet in small space; 5 chain, 1 single crochet in next space; 5 chain, 1 single in next small space; 5 chain, 1 shell in shell, 1 chain, and 1 double in middle of chain underneath.

Fourth row.—Turn; 5 chain, 1 shell in shell, 1 chain, 1 single in 1st space; 1 single in each of

the next 3 spaces with 5-chains between; 1 chain, 1 shell in shell, 5 chain, 1 single in 1st small space, and 1 in each of the next 7 spaces, with 4-chains between; 5 chain, 1 shell in shell.

Fifth row.—Turn; 4 chain, 1 shell in shell; 5 chain, 1 single in each of the next 7 spaces, with 4-chains between; 5 chain, 1 shell in shell; 5 chain, 1 single crochet in 1st space; 5 chain, 1 shell in next space; 5 chain, 1 single in next space; 5 chain, 1 shell in




FIGURE No. 3.—DETAIL FOR TIE.

shell, 1 chain, 1 double in 2nd stitch of chain underneath.

Sixth row.—Turn; 5 chain, 1 shell in shell; 1 chain, 1 single in 1st space; 5 chain, 1 single in the next space; 1 chain, 1 shell in shell; 1 chain, 1 single in the space; 5 chain, 1 single in the next space; 5 chain, 1 shell in shell; 5 chain, 1 single in each of the 6 spaces with 4-chains between; 5 chain, 1 shell in shell.

Seventh row.—Turn; 4 chain, 1 shell in shell, 5 chain, 1 single in each of the 5 spaces with 4-chains between; 5 chain, 1 shell in shell; 5 chain, 1 single in each of the next 2 spaces with 5-chain between; 5 chain, 1 shell in shell; 5 chain, 1 single in the space;

separated by 1 chain, in the 5th stitch from the hook, to form a shell; * 5 chain, skip 3 stitches, 1 single in next stitch and repeat 3 times more from *; 5 chain, skip 3 stitches, 1 shell in next, skip 2 stitches, 1 double crochet in the next stitch.

Seoal row.—Turn; 3 chain, 1 shell in shell, 1 chain, 1 single in the space; * 5 chain, 1 single in next space, and repeat from * in all the spaces; 1 chain, 1 shell in shell, 1 double in end of shell.

Third row.—Turn; 3 chain, and repeat the above rows alternately until there are 7 rows in all, and then begin the pattern as follows:

Eighth row.—Turn; 3 chain, 1 shell in shell; 5 chain, skip 2 spaces, 1 shell in next space; 5 chain, 1 shell in shell, 1 double in end-chain.

Ninth row.—Turn; 3 chain, 1 shell in shell; 4 chain, 9 double trebles (thread over hook 3 times) with 1-chains between, in middle of shell; 4 chain 1 shell in shell, 1 double in end-chain.

Tenth row.—Turn; 3 chain 1 shell in shell, 4 chain; 2 singles with 4 chain between in each treble space, making 8 loops in all; 4 chain, 1 shell in shell, 1 double in chain underneath.

Eleventh row.—Turn; 3 chain, 1 shell in shell; 4 chain, 1 single in each of the 8 spaces with 4-chains between; 4

chain, 1 shell in shell, 1 double in the end-chain.

Twelfth row.—Turn; 3 chain, 1 shell in shell; 4 chain, 1 single in each of the 7 spaces with 4-chains between; 4 chain, 1 shell in shell, 1 double in chain underneath.

Thirteenth row.—Turn; 3 chain, 1 shell in shell; 4 chain, 1 single in each of the 6 spaces with 4-chains between; 4 chain, 1 shell in shell, 1 double in end chain.

Fourteenth row.—Turn; 3 chain, 1 shell in shell; 5 chain, 1 single in each of the 5 spaces with 4-chains between; 5 chain, 1 shell in shell, 1 double in the end-chain.

Fifteenth row.—Turn; 3 chain, 1 shell in shell; 6 chain, 1 single in each of the 4 spaces with 4-chains between; 6 chain, 1 shell in shell, 1 double in end-stitch.

Sixteenth row.—Turn; 3 chain, 1 shell in shell; 7 chain, 1 single in each of next 3 spaces with 4-chains between; 7 chain, 1 shell in shell, 1 double in end-chain.

Seventeenth row.—Turn; 3 chain, 1 shell in shell; 8 chain, 1 single in each of the next 2 spaces with 4-chains between; 8 chain, 1 shell in shell, 1 double in end-chain.

Eighteenth row.—Turn; 3 chain, 1 shell in shell; 10 chain, 1

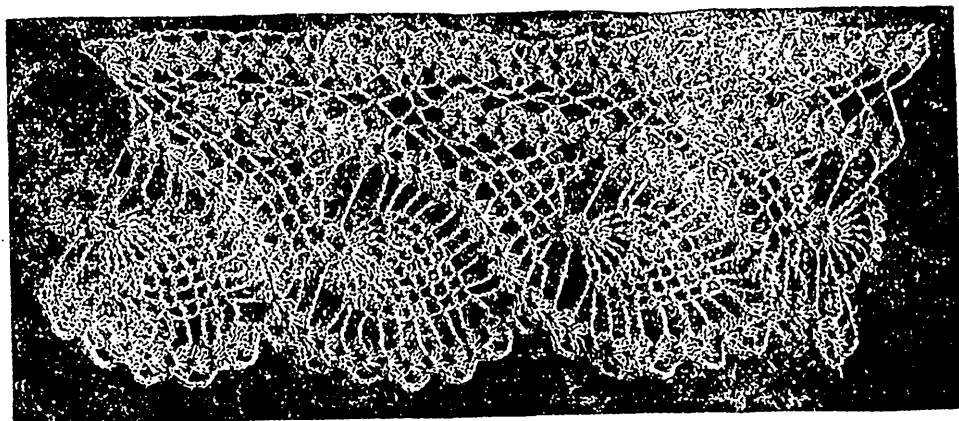


FIGURE No. 4.—CROCHETED PINEAPPLE EDGING.

5 chain, 1 shell in shell; 1 chain, 1 double in the chain underneath.

Eighth row.—Turn; 5 chain, 1 shell in shell; 1 chain, 1 single in the space; 5-chain, 1 single in the next space; 1 chain, 1 shell in shell; 1 chain, 1 single in the 1st space, 1 single in each of the next 2 spaces with 5 chain between; 5 chain, 1 shell in shell; 5 chain, 1 single in each of the next 4 spaces, with 4-chains between; 5 chain, 1 shell in shell.

Ninth row.—Turn; 4 chain, 1 shell in shell, 5 chain, 1 single in each of the next 3 spaces, with 4-chains between; 5 chain, 1 shell in shell; 1 single in each of the next 3 spaces with 5-chains between; 5 chain, 1 shell in shell; 5 chain, 1 single in space; 5 chain, 1 shell in shell; 1 chain, 1 double in 5-chain underneath.

Tenth row.—Turn; 5 chain, 1 shell in shell; 1 chain, 1 single in the space; 5 chain, 1 single in the next space; 1 chain, 1 shell in shell; 1 chain, 1 single in the space, 1 single in each of the next 3 spaces with 5-chains between; 5 chain, 1 shell in shell; 5 chain, 1 single in each of the next 2 spaces with 4-chains between; 5 chain, 1 shell in shell.

Eleventh row.—Turn; 4 chain, 1 shell in shell; 5 chain, 1 single in the space; 5 chain, 1 shell in shell; 1 single in each of the next 4 spaces with 5-chains between; 5 chains, 1 shell in shell; 5 chain, 1 single in the space; 5 chain, 1 shell in shell; 1 chain, 1 double in the 5-chain.

Twelfth row.—Turn; 5 chain, 1 shell in shell; 1 chain, 1 single in the space; 5 chain, 1 single in the next space; 1 chain, 1 shell in shell; 1 chain, 1 single in the space; 1 single in each of the next 4 spaces with 5-chains between; 5 chain, 1 shell in shell; 1 single in middle of opposite shell.

Thirteenth row.—Turn; 4 chain, 1 shell in shell; 7 chain, skip 2 spaces, 1 shell in next space; 7 chain, 1 shell in shell; 5 chain, 1 single in the space; 5 chain, 1 shell in shell; 1 chain, 1 double in 5-chain.

Repeat from second row for the next scollop.

Finish the corner edge with single crochets over the chain and in the stitches.

CROCHETED PINEAPPLE INSERTION.

FIGURE No. 5.—Make a chain of 30 stitches.

First row.—Turn; 6 double crochets with the 3rd and 4th




FIGURE No. 5.—CROCHETED PINEAPPLE INSERTION.

single in the small space; 10 chain, 1 shell in shell, 1 double in end-chain.

Nineteenth row.—Turn; 3 chain, 1 shell in shell; 5 chain, 1 single in the space, 5 chain and 1 single in same space; 5 chain, 1 single in next space, 5 chain, 1 single in same space; 5 chain, 1 shell in shell, 1 double in end-chain.

Repeat from second row for all the work.

THE ART OF KNITTING.—No. 9.

KNITTED SHOULDER-CAPE.

FIGURE No. 1.—The cape illustrated is made of Germantown wool, and is knitted as follows: (Use quite coarse needles and work rather loosely.)




FIGURE No. 1.—KNITTED SHOULDER-CAPE.

Cast on 64 stitches, and knit across once, plain, and seam back. Knit in this order until there are 10 rows. This will form one ridge or rib. Now reverse the order of the knitting and seam one row and knit one row until there are 6 rows, or a second rib. Repeat these two ribs alternately until there are 63 of them knitted and seamed, altogether.

In the last row of seaming, in the 63rd rib, bind off as follows: Bind off 3 stitches very loosely, and then drop a stitch off from the left-hand needle. * Now pass the stitch on the right-hand needle onto the left-hand needle and knit it off, also loosely. Now bind off 2 more stitches, drop the next stitch and repeat from * until within 9 stitches from the top; then bind these off in the regular way.

Now pull or pick out the dropped stitches entirely across the work, and the ribs will assume the effect of soft open puffs. To Finish the Neck.—Make single crochets across the top, arranging the crochets so as to draw the cape in to the size of the neck. Then make a treble crochet in the top of every under rib, with 2-chains between. Finish with shells made of 6 double crochets in every other space, with a single crochet in each alternate space. Edge the shells with a single crochet in the top of each double, and make a single crochet over or around every single crochet underneath. Run a ribbon in the spaces and tie it in a bow.

To Make the Fringe.—Begin with a half-double crochet drawn out very long, and then make a chain of 20 stitches and another half-double in the 3rd stitch of the cape. Repeat chains and half-doubles across the cape, as seen in the picture.

KNITTED SHAWL.

FIGURE No. 2.—This shawl is made of white double Germantown wool, and is knitted on large bone or wooden needles. A good way in which to make it is as follows: Cut a paper pattern, three-cornered in shape, and measuring from point to point across what will be the top of the shawl, 55 inches; from the top of the shawl down the center to the lower point, 23 inches, and from this point to each end of the shawl, 41 inches. Now cast on 135 stitches and knit back and forth in the ordinary manner, narrowing in each row at the ends as necessary to shape the shawl to the pattern until the shawl is of the size and shape of the pattern.

To finish the Top of the Shawl.—Make shells, each formed of 5 double crochets caught down with single crochets.

For the Lower Edges.—First row: Begin at the point with a chain of 4 stitches and make 1 double crochet in about the 3rd stitch; then 1 double crochet back in the 1st stitch, drawing the stitches and also the last loop on the hook out long. Then skip 1 rib; make a double crochet in the next stitch, and then another double back on the other side of the ridge, drawing the stitches and loop out long as before. Repeat across the work so that the crossed doubles will lie flatly.

Second row.—Make a chain of 3 stitches and then 1 double

crochet in the 2nd space, and 1 double back in the first space; 1 double in the 3rd space and 1 back in the 2nd, and work in this order across the shawl.

Third row.—Same as last.

To make the Fringe.—Very loose chains of 11 stitches each, and catch in the top of every crossed double.

The shawl may be made larger or smaller according to individual taste, and of any color preferred.

INFANTS' KNITTED SOCK.

FIGURE No. 3.—For the Foot-Portion of the Sock.—Cast on 36 stitches, and knit across 6 times to make 3 ridges, widening every other time across at the back only. In the next 9 ridges narrow at the front edge in every row or every other time across.

In the next 3 ridges widen at the front edge. The last time across (in the last of the 3 ridges) working from the back, knit 27 stitches; then take another needle and knit off the rest of the stitches to begin the instep. Now knit across 7 times, widening every other time at the front or toe-edge. (There will now be 14 stitches on the needle.) Now knit back and forth 13 times, or until there are 10 ridges across the open space; now narrow every other time across until there are 13 ridges for the instep. Then cast on 27 stitches and finish the remaining half of the foot to correspond with the first half, binding off the stitches of the last row.

Now with the needle on which there are still 27 stitches, pick up the stitches across the instep and the other side of the foot, knit across twice and bind off.

For the Upper Portion.—Pick up 14 stitches across the instep, picking them up on the wrong side of the work under the edge-finish, and purl 1 row.

For the Fancy Stripe and the Basket Stripe.—Knit 5 for the fancy stripe. Knit 2, and purl 2 for the basket stripe; knit 5 for the fancy stripe. This forms the 1st row of the instep.

Second row.—Purl 1, * thread over, purl 1 and repeat 3 times




FIGURE No. 2.—KNITTED SHAWL.

more from * for the fancy stripe. Knit 2, purl 2 for the basket stripe. Repeat for fancy stripe.

Third row.—Knit 2 together, knit 5 plain, knit 2 together for the fancy stripe. Purl 2, knit 2 for the basket stripe; and repeat fancy stripe.

Fourth row.—Purl 2 together, purl 3 separately, purl 2 together for fancy stripe. Purl 2, knit 2 for the basket stripe, and repeat fancy stripe.

Now repeat from first row until there are 3 holes, one over the other, or 12 rows of knitting; fasten the yarn and break it off. Begin at the back edge of the foot fastening on the white yarn, and, holding the right side toward you, pick up 20 stitches along the inside of one side-edge, slipping the needle downward through the crosswise threads of the stitches, and pulling the white yarn up through each, much after the manner of crochet. Now knit across the instep as follows: Purl 2 together, purl 3 separately, purl 2 together for the fancy stripe. Purl 2, knit 2 for the basket stripe, and repeat the fancy stripe once more. Now pick up the remaining 20 stitches the same as at the other side, (there will now be 54 stitches on the needle) and purl back and forth 3 times. Now knit back and forth 3 times, and then knit as follows to make the holes for the cord and balls: Purl 1, thread over twice, purl 2 together, * thread over twice, purl 2 together, and repeat from * to end of row. In working back, knit 2, purl 1, knit 2, purl 1, and continue thus across the work.

Now, knit back and forth plain, once; then purl 3 times across. This brings the work to the ankle.

There are six fancy and six basket stripes in the leg-portion of the sock, and they are knitted by the same directions as those given for the similar stripes over the instep. A basket stripe comes at the back of the leg, one half of it being knitted at each end of the leg;

and in knitting this stripe, be careful to knit so that the blocks will alternate as in a whole stripe. Knit until the leg has 9 holes one over the other in the fancy stripes; then knit back and forth 4 times and bind off. Now sew the sock together down the back, along the sole and across the toe. Run a cord into the holes made for it at the ankle, and finish it with balls or tassels.

Blue and white Saxony yarn were used for this sock, but any other combination of colors preferred may be used, or one color alone may be selected.

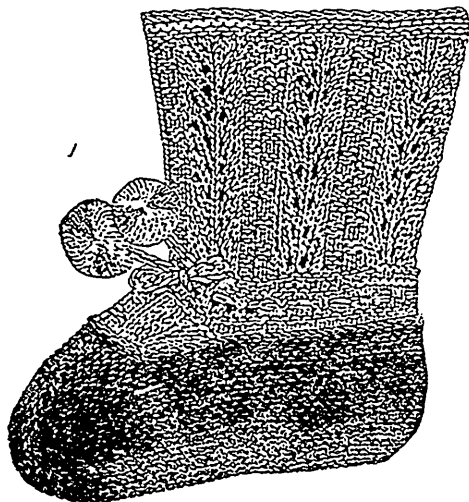


FIGURE NO. 3.—INFANTS' KNITTED SOCK.

BABY'S KNITTED SHIRT.

FIGURE NO. 4.—This shirt is made of Saxony yarn and is in one piece which is sewed together under the arms.

To Knit the Back.—Cast on 73 stitches for the lower edge, and work back and forth 58 times or until you have a piece 4½ inches deep. Work as follows: Knit 1, seam 1, knit 1, seam 1, each time across, being careful in coming back to knit the stitches you *seamed* and *seam* those you *knitted* in working the last row. This will preserve the ribs in regular order.

Now knit the work off onto finer needles and make 35 rows (or 2½ inches). Then knit the work back onto the original needles and make 34 rows (or about 3 inches); but in the 31st row of this last section, and beginning at the 21st stitch, put the thread over twice and knit 2 together; knit 4 stitches, th o twice, and knit 2 together; repeat this until there are 20 stitches left on the needle and then finish the row plain. In working back, drop the put-over threads. This will form holes for the ribbon. Begin the 35th row and knit and purl 23 stitches; then cast off the center stitches for the neck until there are 23 left on the needle.

Now on the last 23 stitches knit 14 rows, making the holes for the ribbon along the neck edge, in every 3rd row, 3 stitches from

the end, to correspond with those across the back. Now cast on, or add to the 20 you are working on, 15 more stitches, and knit 3 rows. Then make the ribbon-holes as across the back, and work until there are 22 rows counting from the added stitches. This will form the shoulder and front.

Now begin at the 20 stitches left on the needle at the other side of the work, and knit the shoulder and upper part of the front exactly the same as the side just completed.

Now slip all the stitches onto one needle. Then take the fine needles and knit 35 rows (or 2½ inches), and complete the lower part of the front to correspond with that of the back. Sew the section together under the arms, from the lower edge to the top of the fine knitting, leaving the rest for the arm-holes.

To Knit the Sleeves.—Cast on 61 stitches for each, and with the coarse needles knit 53 rows or 4½ inches, and with the finer ones 24 rows or 1½ inches. Sew up the sleeves and sew them in.

For the Border.—Edge the neck, bottom, wrists and the right-side edge of the opening in the front with crocheted scallops made as follows: 6 double crochets, caught down with single crochets so that they will lie flatly. Finish the other edge of the opening with single crochets. Run ribbon in the holes at the top and tie it to draw it in to the neck.

A shirt of this kind may be knitted in any size required for an infant, child or adult, by simply casting on fewer or more stitches to begin the work and making the number of rows or inches less or greater according to the size desired. Plain shirts of this kind are often completed with a deep border at the bottom, of fancy knitting or of crochet.



FIGURE NO. 4.—BABY'S KNITTED SHIRT.

KNITTED OAK-LEAF EDGING.

FIGURE NO. 5.—Cast on 22 stitches and knit across plain. *First row.*—* Knit 2, th o twice, p 2 together and repeat 3 times from *. K 1, th o twice, n, th o twice, n, k 1.

Second row.—K 3, p 1, k 2, p 1, k 1, * th o twice, p 2 together, k 2, and repeat 3 times more from *.

Third row.—* K 2, th o twice, p 2 together, and repeat 3 times more from *.

Fourth row.—K 3, th o twice, n, th o twice, n, k 1.

Fifth row.—K 3, p 1, k 2, p 1, k 3, * th o twice, p 2 together, k 2, and repeat 3 times more from *.

Sixth row.—K 2, th o twice, p 2 together and repeat 3 times more from *. K 5, th o twice, n, th o twice, n, k 1.

Seventh row.—* K 2, th o twice, p 2 together and repeat 3 times more from *. K 7, th o twice, n, th o twice, n, k 1.

Eighth row.—K 3, p 1, k 2, p 1, k 7, * th o twice, purl 2 together, k 2 and repeat 3 times more from *.

Ninth row.—* K 2, th o twice, p 2 together; repeat 3 times more from *. K 14.

Tenth row.—Bind off 8, k 5, * th o twice, purl 2 together, k 2 and repeat 3 times more from *. Repeat from first row for all the work.




FIGURE NO. 5.—KNITTED OAK-LEAF EDGING.

SHEARS AND SCISSORS.—The prices of our shears and scissors have been considerably reduced. These goods are of the finest quality and have gained a high reputation wherever their merits have been

tested. They are protected by patents, handsomely finished and perfectly adjusted to the hand. These implements have been before the public many years and are unrivalled in durability and accuracy.

FASHIONABLE FURS.



IT is a marked characteristic of womankind to admire furs. One does not require a cultivated taste to fully appreciate the value and beauty of the glossy, warmth-giving pelts, nor is acute perception needed to note their softening and entirely artistic effect when brought into close contact with the face and throat. Some furs are far more generally becoming than others. Seal-skin is a universal favorite, being improving alike to the ruddiest and the most pallid complexions; while Astrakhan and Persian lamb are trying to any but a clear skin tinged with rose tints. The soft gray tone of krimmer and the creamy shade to be noted in the white furs are exceptionally becoming to youthful faces, whether blonde or brunette, and for that reason these dainty furs are usually made up into trim, jaunty shapes.

Despite the recent difficulties in certain fur-producing countries, the vogue of furs has increased rather than diminished, being more wide-spread and persistent than ever before.

Long top-garments that would prove comfortable in a Siberian Winter are shown in great variety, and dressy jackets and capes are provided in the most attractive and stylish designs. Then there are muffs of different shapes and sizes, and numerous other adjuncts made of fur that are as practical as they are decorative and pretty.

For neck dressing some very stylish and serviceable adjuncts have appeared in the plastron-collar and *cravate*. The plastron-collar fits the neck more snugly than a boa, and it is shown in all varieties of fur, with a flat muff to correspond. It consists of a high, turn-over collar wired for its better adjustment, a round, yoke-like cape-section that lies flatly on the back, and long tab fronts, each five inches wide, that fall even with the edge of the skirt. In some cases the fronts extend only to the knee, but the collar and yoke-back are the same in every instance. This handsome adjunct is shown for evening wear in ermine and mandarin lamb. The accompanying muff is considerably smaller than the round variety. It has a ruffle of fur at the edge, and on the outside at the center are small heads and claws supported by a great bow of fancy black ribbon. Combinations are often effected in muffs of this fluffy shape. Thus seal-skin may cover the center of a muff, and black bear may be used for the ruffle. The heads and claws, however, invariably match the fur covering the center.

Cravates are much easier to assume than boas and are far daintier in appearance. They are made up in mink, Persian lamb, Astrakhan, krimmer, stone marten, fitch and Hudson's Bay and Russian sable. At one end of the *cravate* is a small head, and at the other hang tails and claws, which are crossed by the head when the *cravate* is adjusted about the throat. Russian sable *cravates* have jeweled eyes that glitter most effectively. The muffs to be worn with *cravates* are round and unusually large, reminding one of those carried by old-time dames of fashion. A suit of broadcloth may be given a truly distinguished air by the addition of either a plastron-collar or a *cravate*, and a muff to match.

The military and Henri II. styles of capes, so much admired in fabrics, are developed with handsome effect in seal, Persian lamb, Astrakhan, black marten, chinchilla, black lynx, black fox, monkey, Hudson's Bay sable and Imperial Crown Russian sable, the last-named being the choicest and costliest of all the furs. These capes are more comfortable and attractive than the shorter ones, although the latter are displayed in some new, pretty and very popular styles.

Combinations are effected in the long capes by making the collars of a second fur and applying deep bands of similar fur along the front and lower edges. Seal and mink, seal and mink-tail, seal and sable, seal and black marten, seal and otter, and seal and chinchilla are fashionably united in this way, and a lining of heavy figured satin is introduced in every instance. A particularly rich-looking Henri II. cape, that is suitable for a middle-aged matron, is cut from Persian lamb, and a seal collar and trimmings set it off to great advantage.

A short cape of krimmer is composed of a cape section with high shoulders and pointed fronts, and a round yoke elaborated with

gold-and-brown embroidery. A similarly designed cape is of fox argenté, a silver-tipped gray fur that has the effect of silver fox, but is less expensive.

Choice seal capes, also in the short styles, have Russian collars of stone marten, fitch, sable, silver fox and other furs of contrasting color. A very unique seal cape for carriage or evening wear has a rolling collar, and pointed ends that extend to the waist-line or a little below it, the closing being made diagonally. A bunch of light-brown velvet flowers is appliquéd on the overlapping front, their stems being apparently secured by numerous loops and ends of narrow satin ribbon that fall gracefully over the front.

Capes of white fox, Iceland lamb, mandarin lamb, white bear and ermine are especially intended for evening wear. Their bright linings contribute in no small degree to their becomingness, for my lady, by seemingly unconscious movements, may frequently expose the lining of her cape to admiring beholders. Except for evening wear, capes are always accompanied by large muffs to correspond.

A novel carriage and day-reception wrap is a double cape of cloth and velvet enriched with fur. In a handsome specimen the lower cape, which is very long and of uniform depth all round, is made of brown faced cloth, while the shorter upper cape is cut from tan velvet. Both capes depend from a round velvet yoke that is completed with a high Medici collar made of mink-tail. A row of the fur edges the long cape, three rows trim the lower edge of the short cape, a single row follows each front edge, and a twist of fur and velvet is stylishly adjusted about the bottom of the yoke. A handsome wrap of the same style is made of cloth and velvet in two shades of gray, with chinchilla fur for decoration; and a wrap of white velvet for opera wear is decorated with ermine.

Opera cloaks are in Russian circular style and are developed in cloth or brocaded silk and fur, the fur being used to line, and showing only at the free edges. Cloaks of tan, pearl-gray, old-rose and cream-white faced cloth are very effective with linings of mandarin lamb. The collar on a cloak of this kind is also fur-lined, being high and wonderfully becoming; and below it the garment is closed with a white silk olive and a heavy white silk cord and tassel, the cord being elaborately coiled at each side of the edge. This arrangement of cord is as practical as it is ornamental.

Rich cloaks are made of Nile, cream, pearl and white silk, brocaded with serpentine satin stripes in self, and are lined with mandarin lamb and closed like the cloth garments; and the acme of elegance is reached in circulars of gold brocade and of white silk overshot with yellow, also lined with white fur. Although the short wrap for opera and evening reception wear is stylish and handsome, it can never become a genuine rival of the long circular, which covers the entire costume, affords ample protection for arms and neck and is not at all cumbersome.

The smart seal jacket acknowledges no equal for dressy promenade wear. One of the newest shapes is known as the basque-jacket, being so called on account of its snug, basque-like fit. It is of three-quarter length and is slashed in tailor fashion from the lower edge to the waist-line at the center of the back. Over the hips fall triple-pointed laps. A standing collar fits closely about the throat, and a revers collar turns over at the back and extends to the waist-line in front, the ends meeting in a point. The sleeves are high-shouldered and stylish. Persian lamb, otter, sable or mink is frequently used for the revers collar on a jacket of this kind.

Another long seal jacket has loose sack fronts, a comfortably fitted back, a Medici collar wired to retain the proper pose, and full puff sleeves finished with deep, close cuffs. If desired, the puff sleeves may be exchanged for high-shouldered ones. The characteristic feature of another three-quarter length seal coat is its diagonal closing made with seal olive buttons and loops of cord. At the neck is a storm collar that almost touches the ears, and the sleeves are each composed of a deep puff and a long cuff. All these jackets have fancy linings.

Double-breasted coats of seal, Persian lamb, krimmer and mink are much admired. A toilette consisting of a krimmer-trimmed costume and *chapeau* and a krimmer coat and muff will be artistic and correct for a young lady. Seal and mink, seal and Persian lamb, seal and mink-tail, and seal and sable are associated in fashionable coats of the received length. These garments have both standing and rolling collars, the latter reversing the fronts, which may, however, be lapped in double-breasted fashion. In a coat of this kind the rolling collar is formed of the contrasting fur, seal being used in every instance for the coat proper; and the fur in the collar is continued down the fronts, although only visible when the fronts are reversed. A short pofated vest of the second fur is also observed when the fronts are worn open. This sort of coat is especially

avored because it has practically the effect of two separate garments.

Jacket-wraps of seal-skin are stylish and are more becoming to short figures than the three-quarter coats. One style is close-fitting and rather short at the back and falls in moderately long, pointed tabs in front. The collar is of black lynx and is in standing style. Black lynx is used for the cuffs, and also for trimming all the free edges of the wrap. Another wrap has long tab fronts, a short back, a rolling collar and flowing sleeves.

Seal saques are now called coats, although of sacque-like adjustment. They vary in length from thirty-four to forty-four inches, and are closed with seal olive buttons and cord. At the back they are slashed in coat fashion, the collars are of the high, rolling variety, and cuffs are applied to the high-shouldered sleeves. Long seal-skin coats have cuffs and Russian collars of black marten, sea-otter, Persian lamb or Hudson's Bay or Russian sable, and they are most appropriate for matrons. Young women look better in shorter styles.

A long garment known as the Russian or Siberian coat was designed originally for a storm-coat, but may be very properly assumed for driving or walking in cold weather. It is developed in black rough-coated camel's-hair and Persian lamb and lined throughout with squirrel. The adjustment is close and the effect very jaunty. Flat cord is arranged in a military design on the overlapping front (the coat is double-breasted), and olive buttons and loops perform the closing. The rolling collar is of Persian lamb, and so are the deep, pointed cuffs, above which braid is applied to correspond with that on the front. A Russian circular of black camel's-hair and Persian lamb is likewise lined with squirrel. The shoulders are high and full, the collar is made of Persian lamb, and a heavy black silk cord and tassel secure the fronts. This circular is quite as pro-

tective as the close-fitting coat and has fully as many admirers.

For driving, coaching and sleighing during very severe weather there are heavy garments known as Siberian *pelts* (fur) coats. They are made of beaver, black genet, mink, Persian lamb and sea-otter and are lined with plaid cloth. Protected by such a garment one would almost be comfortable in Arctic cold, for the coat fits closely and securely enwraps the figure from the neck nearly to the feet. The collar is deep and may be turned up, and the wrists of the sleeves are reversed.

Coaching jackets are jaunty little affairs in leopard, mink and natural seal, and with them may be worn fur caps to match.

Seal-skin driving gloves are as fashionable as ever and are less clumsy than those made of certain other furs.

Coachmen's capes of black bear are most generally favored, the glossy, full-furred skin being at once the handsomest and most serviceable that can be used for the purpose.

Caps are generally made of seal in the Hungarian shapes, with deep bands of land-otter, sea-otter, Hudson's Bay sable, Persian lamb or Russian sable. If desired, the band may be drawn down over the ears.

A neat Christmas gift for a man friend who finds solace in smoking is a tobacco-pouch of fur and chamois. The fur, which forms the top, consists of a sable head, carefully mounted; the remainder of the pouch is chamois in its natural color, and a chamois lining is added.

The most novel and striking designs are embodied in the furs displayed by Messrs. C. G. Gunther's Sons, No. 184 Fifth Avenue, New York City, to whose courtesy we are indebted for the information contained in this article. The goods manufactured by this firm are of guaranteed excellence, and their prices are uniformly reasonable.

RAMBLES AMONG BOOKS.

The books noticed this month are above the average of interest and are worthy of the attention of every person who is giving thought to the selection of reading for Winter evenings.

The Life of Jane Welsh Carlyle, by Mrs. Alexander Ireland, is a notable addition to the literature of the period. There is not much told that we did not know before, but the telling is fresh and the portraits clear cut and vivid; and pitiful as is the record of these two lives, it has a fascination that is lacking to the most imaginative romance. The impression upon the reader is that the author, while just, is not sympathetic; from the first one is made clearly to see that a union of two such lives must be necessarily unhappy; that the elements of discord even before marriage were stronger than the undoubted love each bore the other; and that the incompatibility must grow with the years. This book, even more than the "Letters and Memorials," destroys every vestige of hero worship; it is too clearly a record of thoughtlessness, selfishness and bad temper on the one side, and of high spirit and unsatisfied longings on the other. With different mating, one can imagine another life for the unhappy wife, but even imagination does not provide a person who can be the other self of Carlyle. [New York: C. L. Webster & Co.]

Imperial Germany, in the popular edition, is a book that should be in the hands of every student of history and of every one interested in the German Empire of to-day, its making and its people. It is a critical study of fact and character, not of politics, excepting so far as they may affect something else. The author is Sidney Whitman, an English writer of repute, and he has given to his subject a well-trained, critical faculty, a clear judgment and a comprehensive knowledge of Germany and the German people. While a strong upholder of the monarchy and the present social system, he is not blind to anything that threatens the well-being of the empire, and expresses himself as freely to blame as to praise. Such authorities as Professors Blackie and Goldwin Smith, Prince Bismarck and Count von Moltke commend the work, about which enough has been said to give an idea of its scope. [New York: U. S. Book Co.]

Since the publication of *Conversations in a Studio*, thoughtful readers have looked eagerly for further reflections and opinions from its talented author, W. W. Story, who has been so long and so pleasantly known as sculptor, poet, novelist and essayist; and this craving has been satisfied by another most entertaining volume from his pen entitled *Excursions in Art and Letters*. This work introduces us to new ideas by providing us with original points of view, or, at least, with novel perspectives. The two papers "Phidias and the Elgin Marbles" and "Distortions of the English Stage," will strike most readers with great force. Mr. Story believes that neither the marble statues in the Parthenon nor the *bassi relievi* in the temple

of Minerva were executed by Phidias or any of his pupils, and the logic of the reasons adduced is certainly convincing. The paper that will, perhaps, prove the most generally interesting in the entire book is an exhaustive and conclusive study of Macbeth. The author claims that our conceptions of Macbeth and of Lady Macbeth originated with Mrs. Siddons and that we have taken her ideals unquestioned. This claim is undoubtedly correct, and Mrs. Siddons was very likely intentionally wrong, since she made a part for her own peculiar talents. Every student of Shakspeare should read carefully this remarkable study of an unprejudiced mind in which much light is thrown upon a blurred subject. [Boston: Houghton, Mifflin & Co.]

A truly delightful book is *Khaled, A Tale of Arabia*, by F. Marion Crawford. Each succeeding novel by this author fills us with fresh amazement, not because it is more interesting or artistic than its predecessors, but because it treats of another people, with different social customs, religious beliefs, habits and modes of speech. He even gives us their many national shades of expression, telling his tale as though he were a native relating the adventures or romances of his own people. Not only does he seem to be of them, but he expresses no dissent from their sins of custom or their crimes of religion. In his last book the author is broad-minded enough to recognize the Arab's sincerity in doing as right that which we call wrong. As we read *Khaled* we are transported in the spirit to Arabia and feel ourselves endowed with Oriental ideas and ideals. The cruelty, falsehood and loyalty of the Arabs are so deftly intertwined that the reader is neither shocked nor disturbed, the book having for the time transformed him into a true Son of the Desert. As to the literary merit of the work it need only be said that it is in Crawford's usual happy style, which is the more remarkable in that it is equally pleasing in the creation of two such dissimilar characters as the "The Roman Singer," who was all soul, and this Arab hero, who seems to have had no soul at all. [New York: Macmillan and Co.]

An Old Maid's Love is the name of a charming novel by Maarten Maartens, in which the *motif* is the strange, fierce, sweet and abiding sacrificial love of Meuffrouw Suzanna Varelkamp for her nephew. If the reader should chance to suspect that this devotion originated in the time when Suzanna was not an "old maid," the fancy will in no wise lessen the interest of the tale, which is kept up with consummate skill to the very last page. Anyone who did not know that the author is a man would be readily excused for insisting that the book is the work of a woman's pen. Indeed, nowhere outside of Holland could a man be found who knew so many thrifty little ways or so many "kuiks" in the feminine domestic economy. This portrayal of character is a finished picture, with strong lights

and high colorings, and with dainty touches, moreover, that do not lessen the extraordinary vigor of the drawing. Gay hues and intense dramatic effects are arranged by introducing into the "old maid's" Puritanical household a beautiful French *intriguante*, who, despite her tendency toward evil designs, is by no means utterly or, rather, ultimately bad. The author, although a Hollander, writes excellent English. [New York: John W. Lovell Company.]

Those who have bemoaned the decadence of the old-fashioned romance, with its love at sight, strange disappearances, bandit chiefs, magical fortunes, wonderfully beautiful women, very ugly dwarfs, and the right thing happening at exactly the vital moment, will be more than delighted with *Brunnhilde, or the Last Act of Norma*, translated from the Spanish of Pedro A. de Alarcón by Mrs. Frances J. A. Darr. The title is improbable enough to suit the most ardent seeker after the marvellous, taking the reader on the most enchanting journey from Seville to the North Cape. The translator has preserved the true Spanish flavor in which the original is invested. [New York: A. Lovell and Co.]

The John W. Lovell Company, New York, have published an authorized edition of Mrs. Oliphant's *The Heir Presumptive and the Heir Apparent*. This author is too well known to require commendation, either of her talents or of their expression. Her moral tone is always high, her characters are realistic though sometimes commonplace, and all the happenings in her stories are possible, which is much to say of recent fiction. The confirmed novel-reader will find her details none too minute, her descriptions none too elaborate, and, as a rule, the termination of her plots wholly satisfactory. The imaginative will be as well pleased with the present work as with *The Country Gentleman, For Love and Life* and other productions of the same pen, while the unimaginative will admire the book because it gives their creative and speculative faculties nothing to do. One may always be sure of being in well bred company when reading one of Mrs. Oliphant's novels.

Felicia, by Fanny N. D. Murfree, is not only a charming romance, but also an instructive social study. It was written in the Southwest, and, of course, the social prejudices introduced in its pages do not exist in any larger sense in the North or in Europe, although they prevailed in both fifty years ago or less. The heroine of the tale is a pretty girl of position and fortune and, as the writer may imagine, of education; but the latter consists largely of careful instruction in *les convenances* and in making nice social distinctions. She is interesting, but painfully self-conscious and introspective; and she falls in love with a man who is altogether attractive in person, manners, moral standards and intellectual attainments. He is from a family that is distinguished in his state; but she does not know that he is a professional singer until after she has given him her heart and cannot recall it. He is ambitious, gifted, high-minded and proud of his profession, and he does not inform her of his position on the stage because he supposes she already knows. Owing to her education, the young woman scorns all persons of his class, but she loves the man, and loves him so truly that she marries him in the full knowledge that she will be cut adrift from all family and friendly associations for so doing. It is a most skillfully wrought story, although its foundations are false; and it should be read, if for no other reason than to make us charitable toward our fellows whose inherited and inbred prejudices go farther than our own. [Boston: Roberts Brothers.]

Winding in and out among the beautiful plains and mountains of Virginia is the Newfound River, and upon its idyllic banks Thomas Nelson Page has laid the scenes of a clever and charming romance, naming it *On Newfound River*. His hero is manly, impulsive, hot-headed and, in fact, a typical Virginia gentleman, and so is his father; hence the clashing that gives life to the story. The other, a beautiful, lovable, patient peace-maker, prevents the friction stirring up unquenchable flames of temper. Across the river lives a recluse, a concrete of long-cooled anger. He is at heart a fine, true-hearted man, and he dearly loves his daughter, who is the Miranda of one's dreams, and almost as delightful to the reader as she was to her lover. This is, we believe, the first novel, or lengthy story, Mr. Page has published, but it will not be his last if he have regard for the wishes of the hosts his writings have pleased. As he gains experience he will omit certain details that are only of local interest and will give us more minutely finished pictures of persons whose grand characteristics are or may be common to the best American classes. [New York: Charles Scribner's Sons.]

In *Captain Blake* we have another of those charming tales which have made Capt. Charles King's name a household word. Nobody has ever written more vividly than this author of the actualities of life in the army. His women are natural, interesting, plucky and patient, save when they are beautiful fiends; and his men are as companionable in hours of idleness as they are heroic in time of danger and quick to resent an insult or champion the cause of the helpless. To those who have little or no idea of garrison life on the plains and among the wild western hills (the story opens at a camp in the Black Hills of Dakota), *Captain Blake* will prove

a thrilling revelation; while those who are familiar with the life soldiers and their wives lead in stockade set in timbered passes, under rugged heights and within sound of dashing cascades fresh from snow-capped mountain-tops, will be enchanted to live over again in the pages of this book their own checkered experiences. If there is less poetic justice in the conclusion of the story than the ordinary reader expects, it cannot be denied that the finale is true to real life. The thrilling episodes with which the tale abounds, could not have been penned with more vividness and activity, and they follow each other with such rapidity that the reader is sometimes constrained to pause to take breath. [Philadelphia: J. B. Lippincott Co.]

Life's Handicap is the title of the last collection of tales by Rudyard Kipling. Half of the stories included in the volume are new, while the others have been issued before in various forms. Of those which are copyrighted in this country there is not one that calls for special mention; most of them are Asiatic—and unpleasant. The older ones will well bear reading over, especially "The Incarnation of Krishna Mulvany," "The Courting of Dinah Shadd," "On Greenhow Hill" and "Without Benefit of Clergy." The book is tastefully bound and issued by Macmillan & Co., New York.

Two of the latest issues in the "Adventure Series," published by Macmillan & Co., New York, are *The Log of a Jack Tar*, which also contains an account of the shipwreck of Captain O'Brien, his captivity and escape from France, and *The Story of the Flibusters*, with which is incorporated the life and adventures of Davy Crockett. The general excellence of this series of books has been more than once commented on in these columns, and the two mentioned above are fully as interesting as any that have gone before. True stories of adventure such as these not only furnish a liberal entertainment, but act as educators in history and geography, more so than would be supposed, the knowledge being imparted pleasantly and unconsciously absorbed. Master Cheyco's narrative was edited by V. Lovett Cameron, R. N., while James Jeffrey Roche has added materially to his reputation by his story of the American flibusters.

A book of short stories by Frank Stockton is always welcome, and in the latest he takes up old favorites in the persons of the Rudder Grangers and transports them to England, where he provides innumerable whimsical situations for the display of his peculiar humor. There are in all six stories—"Euphemia Among the Pelicans," "The Rudder Grangers in England," "Pomona's Daughter," "Derelict," "The Baker of Barnbury" and "The Water-Devil." [New York: Charles Scribner's Sons.]

The Story of Reine, or My Uncle and My Curé is a novel by Jean de la Brete, translated from the French by Mrs. J. W. Davies, and published by Roberts Brothers, Boston. Reine is reared in strict seclusion by a widowed aunt, who is poor and greedy and does not allow the girl to know that she is possessed of a fortune and that she has other kinspeople. The girl is educated by the curé and her speculative doubting and stubborn disposition gives him a full measure of vexation; nevertheless, he is really fond of her, and she returns his friendship. A stealthy perusal of Sir Walter Scott's romances opens new realms of thought to her hungry mind but does not provide her with discretion of manner or with a strict propriety of speech. The story is curious and diverting and contains no harm, but it is unmistakably suggestive of that sad truth that ignorance and innocence are not the same. There can be no doubt that a certain amount of worldly wisdom cautiously furnished is as valuable to girls as to boys.

Under the suggestive title of *Sweet and Twenty* Mary Farley Sanborn has written a pleasingly natural tale of two girls, the daughters of a parson, whose candor, originality, piquancy and naiveté are sure to win for them the reader's love and respect. Healthy, simple and useful, they unconsciously possess a fine scorn for that social nonsense which evades directness. Their unsophisticated superiority to pretence secures the regard of men who have been sated with petty feminine ambitions and the arrogance that sometimes comes of possessing riches. It is indeed refreshing, after wading through the dreary speculations and considering the dismal problems that characterize so many of the latter-day novels, to find a story so sweet and pure that one feels no need of a mental fumigation after its perusal. [Boston: Lee and Shepard.]

B. M. Croker is the author of *Interference*, a most fascinating tale of quaint and lovable Irish folk. Wit, heedlessness, a happy trust in the morrow, inconsequence, warm-heartedness, impulsive generosity, a fine sense of honor, and of personal responsibility for others—these are a score of equally noble but unpractical qualities characterize the *personnel* of this delightfully uncommon story. A very selfish step-father forms a necessary part of the background, but the tender-hearted author, who is undoubtedly an Irishman himself, takes him off betimes, and also a handsome but wicked woman, who would not have been wicked at all if she had been fortunate with her ambitions. Thus the book ends most pleasingly, and the reader closes it with a sigh of simple but supreme satisfaction. [Philadelphia: J. B. Lippincott Co.]

A volume of essays collected from various English magazines to which they have been contributed, is *Impressions and Opinions*, by (or of) Mr. George Moore, who in London is regarded as the *enfant terrible* of literature. However, one may dislike Mr. Moore's disregard of the accepted social code and his peculiar views on many subjects, there can be no question of his ability to write interestingly on a variety of topics, especially on French life and French writers. The longest paper in this book is on Balzac, copious citations from selected works being introduced and followed by critical comments illustrative of the central idea in the passage quoted. As was to be expected the author of the *Comedie Humaine* has an enthusiastic admirer in Mr. Moore, who freely lavishes sarcasm and ridicule on any one who does not see as he does. Papers of more than passing interest are those on Turguenoff, Mumner-Worship, Our Dramatists and their Literature, The Necessity of an English Theatre Libre, and four on various phases of art. [New York: Charles Scribner's Sons.]

As stated in its sub-title, *A Question of Love* is "A Story of Switzerland," by T. Combe, and was translated from the French by Annie E. Ramsey. The hero is an old man ninety-eight years old, whose only ambition is to live until his centennial anniversary and receive public honors for his longevity. He is selfish and tender, reproachful and apologetic, and has a temper that is appeased as suddenly as it is aroused, all of which inconsistencies are charmingly depicted by realistic strokes that compel us to enter into the old man's moods and laugh with or pity him when we are not wholly out of patience with his vanity. [Boston: Roberts Brothers.]

A little book that should be carefully read by daughters as well as by believers is entitled *Intimations of Eternal Life*, by Caroline C. Leighton. The author's sincerity, her profound convictions, and her logical conclusions regarding unseen things drawn from things seen, compel respect if not absolute credence. A wide range of study and apt quotations from many distinguished writers add a flavor of uncommon erudition to the work. [Boston: Lee and Shepard.]

An alluring, cleverly conceived but unwholesome novel is *Just Impediment*, by Richard Pryce, published by the J. B. Lippincott Co. It deals with inherited insanity after a fashion that does nobody any good and must of necessity give unspeakable pain to those who have or think they have even a slight legacy of mental obliquity. The only motive that one can possibly discover for writing the story at all is a literary vanity that certainly could have found some worthier means of display. The work cannot truthfully be called amusing, but it is enthralling after the fashion of some repulsive but fascinating reptile.

Ten of J. T. Trowbridge's inimitable short tales have been collected under the title *Coupon Bonds and Other Stories*, being published by Lee & Shepard, Boston. Mr. Trowbridge is as human as he is humorous, and it would be impossible for him to conclude a story in a manner unsatisfactory to himself or to a soft-hearted public. "Mr. Blazay's Experience" is very droll, but only such readers as are familiar with the every day manners, speech and methods of the laboring classes can fully appreciate its humor. "Nancy Blynn's Lovers" requires a similar knowledge of old-fashioned provincial speech and customs.

From the press of Lee & Shepard, Boston, comes *Speeches, Lectures and Letters by Wendell Phillips*, being the second volume of a series that will, as far as possible, present a comprehensive account of the great agitator's life and achievements. Much of his work was accomplished by means of letters that persuaded influential men to see as he did, and still more by means of fiery and impassioned oratory, so that a work like the present will prove of more than usual value as a history of the man. The work was edited by Theodore C. Pease.

The story of a single day in a mother's life with her four babies is contained in *Mrs. Mayburn's Twins*, by John Habberton. The heroine is a good woman, assisted by a single maid of all-work; and she has an admiring, affectionate husband who cannot understand why the affairs of his home should not proceed with as much regularity and precision as the business he manages. This sweet wife tries with all her heart, brain and muscle to meet his requirements, and no one will wonder that she sometimes cries when no one but the twins is looking, or falls asleep over her needle. Every man ought to read this accurate account of a sample day in the life of a young mother who was hands, head and feet for so many, and who had a smile for everybody and a cheerful face for her husband always. [Philadelphia: T. B. Peterson & Brothers.]

From the same publishers as the last comes *A Woman's Thoughts About Women*, by Miss Mulock. No sweeter woman ever wrote than she who penned this book. She had high ideals of individual excellence, and she lived up to them herself. Having found that the best ways are the happiest, she gave form in language to her standards, in a kindly desire to aid others. To be sure, many of her practical suggestions do not apply to our own domestic and social conditions, nor were they written for American women; but even so, the spirit of her advice throws many a helpful side-light upon our personal and domestic obligations. No true woman can read this book without thankfulness.

HOUSEKEEPERS' DEPARTMENT.

(This department is open to all inquirers desiring information on household topics of any description.)

A YOUNG HOUSEKEEPER:—We take the following recipe for harlequin ice-cream from "Dainty Desserts": Prepare a pint each of strawberry and pistache ice-cream and of orange ice. Pack a mould in salt and ice, and spread the strawberry cream smoothly over the bottom. When this has hardened sufficiently, arrange the orange ice upon it in a nice layer; and as soon as this hardens, spread over it the pistache cream in the same manner. Then lay a piece of heavy white paper over the mould, pack it in ice and salt, and let it stand two hours. The above combination of colors and flavors may be varied to suit the taste. To make coloring fluid for pink cream: Half fill a small bottle with the best No. 40 carmine, and add sufficient ammonia to fill the bottle. Cork and shake well. The fluid is then ready for use. A very small quantity will suffice to give the desired tint. A coloring fluid for pistache and other greenish-tinted creams may be produced by boiling a quart of spinach rapidly for five minutes, draining it in a colander, mashing it to a pulp, and pressing out the juice through fine muslin. For a yellow fluid, add to an ounce of saffron two ounces each of alcohol and water, and allow the liquid to stand for several days. The tincture thus prepared is of a deep orange color, and when diluted or used in small quantities it will impart a beautiful yellow shade. Moulds for cream may be purchased at any large store where household utensils are for sale. We do not give prices.

Mrs. D.:—The following recipe for chocolate layer cake is taken from "The Pattern Cook Book":

$\frac{1}{2}$ cupful of butter,
1 cupful of sugar,
1 cupful of milk,
1 egg,
 $1\frac{1}{2}$ tea-spoonful of baking-powder.
Flour to thicken.

Rub the butter and sugar together, and add the egg, well beaten, and then the milk. Mix the powder with a little of the flour, and stir it in quickly; then add enough more flour to make a not too thin batter. Place the batter in three well buttered tins, and bake. The batter for all layer cake should be so thick that the track made by the spoon in stirring will not at once disappear.

For the filling, take

$\frac{1}{2}$ cupful of grated chocolate.
 $\frac{1}{2}$ cupful of milk,
 $\frac{1}{2}$ cupful of brown sugar.
 $\frac{1}{2}$ tea-spoonful of vanilla,
 $\frac{1}{2}$ tea-spoonful of butter.

Place the milk and chocolate together in a saucepan on the fire, and stir until the whole is thick and creamy; then add the sugar, stir until smooth, and cook two minutes. Add the butter, remove from the fire, and put in the vanilla. Use when slightly cooled.

LILLIE A., *New York City*:—Preserve watermelon rind as follows: Carefully cut away the green outer skin and the pink inner part of the rind. Divide the white pieces into squares or oblongs, and cover with water to which has been added a tea-spoonful of salt to every quart. Next morning weigh the rind, allow half as much sugar as rind, and place the sugar in a preserving kettle with half a tea-cupful of water to every pound of sugar. When the sugar has melted, put into it an ounce of thinly sliced sugared ginger to each pound of rind, and also a sliced lemon, each slice to be quartered; and let the syrup boil five minutes longer. Rinse and drain the rind, and at the end of the five minutes add it to the syrup, and let the whole cook slowly but steadily, uncovered, for two hours. The preserves may be sealed, covered or corked and should be set in a cool, dark place.

AMBROSIA CAKE:—Use any white cake baked in layers without flavoring. To make the ambrosia allow:

4 lemons (juice and rind),
1 pound of sugar,
 $\frac{1}{4}$ pound of butter,
6 eggs.

Grate the yellow portion of the lemon rinds. Beat well together the yolks of the eggs, the sugar and the juice and grated rinds of the lemons. Then beat the whites and the butter together, add this to the first mixture, place the vessel upon a plate in a pan of boiling water, and cook until the preparation is the consistency of honey. Spread it when cool between the layers of cake.

Special and Important!

To Our Patrons in Canada:

A Canadian edition of the DELINEATOR, duplicating that issued in New York, is now issued by
The Delineator Publishing Co. of Toronto, Limited,
 33 RICHMOND ST., WEST, TORONTO,

who will fill all standing engagements and hereafter receive all communications and subscriptions from persons not our agents residing in the Dominion.

The present circulation of the DELINEATOR in British North America is **Nineteen Thousand**, and we do not doubt that, under the new arrangement, so much more convenient to the Canadian public than the old order of things, these figures will show a large and rapid increase.

The Subscription Price of the Canadian Edition is the same as that for the American—One Dollar per Year. With the premium Metropolitan Catalogue delivered free to the Subscriber, the Subscription Price is \$1.25, the extra 25 cents covering the cost of duty and transportation on the Catalogue.

TO ORDER PATTERNS BY MAIL.

In ordering Patterns by Mail, either from this Office or from any of our Agencies, be careful to give your Post-Office Address in full, naming the Town, County and Province in which you reside.

When Patterns are desired for Ladies, the **Number** and **Size** of each Pattern should be carefully stated; when Patterns for Misses, Girls, Boys or Little Folks are needed, the **Number, Size** and **Age** should be given in each instance. A convenient formula for ordering patterns is as follows:

THE BUTTERICK PUBLISHING CO. [Limited]:

GENTLEMEN—Enclosed please find Postal-Order or (Express Order) for—dollars and —cents, for which send me pattern 983, 36 bust; 831, 24 waist; 994, 12 years, 29 bust; 996, 12 years, 24½ bust; 1000, 6 years, 23 bust; and 8616, 7 years, 23 waist.

"WARDSVILLE, MIDDLESEX CO., ONT.
 MRS. JOHN MARTIN."

To Take Measures for Patterns.

To Measure for a Lady's Basque or any Garment requiring a Bust Measure to be taken:—Put the measure around the body, over the dress, close under the arms, drawing it closely—not too tight.

To Measure for a Lady's Skirt or Over-Skirt:—Put the measure around the waist, over the dress.

To Measure for a Lady's Sleeve:—Put the measure around the muscular part of the upper arm, about an inch below the bottom of the arm's-eye, drawing the tape closely—not too tight.


Take the Measures for Misses' and Little Girls' Patterns the same as for Ladies' in ordering, give the ages also.

To Measure for a Boy's Coat or Vest:—Put the measure around the body, UNDER the jacket, close under the arms, drawing it closely—not too tight.

To Measure for a Boy's Overcoat:—Measure about the breast, OVER the garment the coat is to be worn over.

To Measure for Trousers:—Put the measure around the body, OVER the trousers at the waist, drawing it closely—not too tight.

To Measure for a Shirt:—For the size of the neck, measure the exact size where the collar encircles it, and allow one inch—thus, if the exact size be fourteen inches, use a Pattern marked 15 inches. In other words, give the size of the collar the shirt is to be worn with. For the breast, put the measure around the body, under the jacket or coat, close under the arms, drawing it closely—not too tight.



In taking measures, it is immaterial whether the party taking them stands before or behind the party being measured. If properly observed the following rules will ensure satisfactory results.

To Parties Desiring Addresses Changed on our Subscription Books.

Subscribers to our Publications, when notifying us of a Change of Address, are particularly requested to give their full former Address, together with the new Address, and state the Month and Year in which the subscription began. Thus:

"THE BUTTERICK PUBLISHING CO. [LIMITED]:

"Mrs. John Martin, formerly of Wardsville, Middlesex Co., Ontario, whose Subscription to the DELINEATOR began with June, 1890, desires her address changed to Gananoque, Leeds Co., Ontario."

To Parties Complaining of Non-Receipt of Magazines.

To avoid delay and long correspondence, a subscriber to any of our Publications, not receiving the publication regularly, should name in the letter of complaint the Month with which the subscription commenced. Our subscription lists being kept by months instead of alphabetically, the need of the above information is evident. A convenient form for such a complaint is as follows:—

"THE BUTTERICK PUBLISHING CO. [LIMITED]:

"Mrs. John Martin, of Wardsville, Middlesex Co., Ontario, has not received the December number of the DELINEATOR, for which she subscribed commencing with the number for November, 1890. She knows of no reason for its non-receipt."

To Secure Specific Numbers of the DELINEATOR.

To insure the filling of orders of DELINEATORS for any specific Edition, they should be received by or before the tenth of the month preceding the date of issue. For instance: parties wishing the DELINEATOR for February, may be certain to secure copies of that Edition by sending in their orders by the tenth of January.

To Parties Ordering Patterns or Publications by Mail.


In sending Money to us or our agents through the mail, use a Post-office Order, Express Money-order, a bank Check or Draft or a Registered letter.


Should a post-office order sent to us go astray in the mails, we can readily obtain a duplicate here and have it cashed. An express money-order is equally safe and often less expensive.

A registered letter, being regularly numbered, can be easily traced to its point of detention should it not reach us in ordinary course. To facilitate tracing a delayed registered letter, the complaining correspondent should obtain its number from the local postmaster and send it to us.

Bank drafts or checks, being valuable only to those in whose favor they are drawn, are reasonably certain of delivery. A postal-note, unless in a registered envelope, is as liable as other money to loss in the mails.

THE BUTTERICK PUBLISHING CO. (Limited).





The Art of Crocheting,

Price, 50 Cents Per Copy,

and printed upon elegant paper, with a handsome flexible cover, is replete with illustrations of Fancy Stitches, Edgings, In-

sertions, Garments of various kinds, and Articles of Usefulness and Ornament, with Correct Instructions for making them. In addition to the Designs represented, it also contains many Specially Prepared and Perfectly Clear Directions, unaccompanied by illustrations, for the Various Kinds of Crochet-Work mentioned.

This Book also contains many valuable Hints and Suggestions as to various applications of the designs illustrated. A Unique Feature is the addition of a Department called "PRETTY WORK FOR LITTLE FOLK," whereby the Younger Members of the Family may be instructed and amused at the same time.

If this Work cannot be obtained from the nearest Agency for the sale of Butterick's Patterns, send your Order, with the Price, direct to Us, and the Pamphlet will be forwarded, prepaid, to your Address.

The Delineator Publishing Co. of Toronto

[Limited],

33 Richmond Street, West,

TORONTO, ONTARIO.



TAPE MEASURES,

60 INCHES LONG.

DESCRIPTION.	EACH.	PER DOZ.
No. 25.—Cotton Tapes, { Numbered one side only, } 5 cents.	5 cents.	40 cents.
No. 125.— " " { Numbered both sides, } 6 cents.	6 cents.	50 cents.
No. 135.— " " { Numbered one side only, } 8 cents.	8 cents.	65 cents.
No. 235.— " " { Numbered both sides, } 10 cents.	10 cents.	75 cents.
No. 1.—Linen { Numbered one side only, } 10 cents.	10 cents.	75 cents.
No. 2.— " " " " " " 12 cents.	12 cents.	90 cents.
No. 3.— " " " " " " 14 cents.	14 cents.	\$1.15.
No. 12.—SuperLinenTapes, { Numbered both sides, } 16 cents.	16 cents.	1.25.
No. 13.— " " " " " " 18 cents.	18 cents.	1.50.
No. 2.—Sewed Satteen Tapes, " 45 cents.	45 cents.	4.00.
No. 3.— " " " " " " 50 cents.	50 cents.	4.50.

THESE TAPE MEASURES

are made expressly for us and are of the very best quality. A Good Sewed Satteen Tape-Measure will last years in constant use. Any of the above will be sent by mail, post-paid, on receipt of price.

THE BUTTERICK PUBLISHING CO. [Limited],

7, 9 and 11 West Thirteenth Street, New York.

ANSWERS TO CORRESPONDENTS.

TOPY:—Lord George Gordon was born in London in 1750, and on entering Parliament became a bitter opponent of the Catholics and of the Act of Toleration. His name became famous chiefly on account of the riots which he and his followers incited. He was tried for high treason, but was acquitted. He died in prison in 1793, while under sentence for contempt of court. Dr. Edward Everett Hale is a Unitarian clergyman of Boston; he is the author of several books, among them "In His Name," from which the King's Daughters took their motto. Bayard Taylor was an American traveller, author and diplomatist; he was born in Pennsylvania in 1825, and died in Berlin in 1878. Sims Reeves is a celebrated English tenor. Lady Florence Dixey is a famous Englishwoman, and an extensive traveller; she has written largely upon the countries she has visited. Mrs. Fawcett is the widow of a late Postmaster-General of England, and is associated with the women's rights and temperance question. The crosses may be obtained at any jeweller's.

ANXIOUS ENQUIRER:—If you still care for the man, we would advise you to accept him; do not allow false pride to stand in the way of your future happiness.

A SUBSCRIBER:—Directions for painting on bolting-cloth were given in "Studies in Fine Arts" in the January DELINEATOR of 1890. Peroxide of hydrogen is used for bleaching the hair, but it is injurious. All hair-dyes are more or less dangerous.

FANNIE N.:—Velvet is more fashionable than plush for children's bonnets. A pretty cap to accompany a fawn-colored coat may be made of golden-brown velvet. Select black camel's-hair for the woollen dress and trim it with silk passementerie. Read the articles entitled, "Novelties in House Decoration," which lately appeared in the DELINEATOR.

SUBSCRIBER:—The electric needle when applied by a skilled specialist will permanently remove superfluous hair. It is dangerous to be in a room during a thunder-storm when there is a strong draught down the fire-place. Rubber gloves may be procured at any dry-goods store where household furnishings are sold. The small red veins in the whites of the eyes are due to weakness, and we would advise you to consult an oculist.

INQUIRER:—To enlarge the bust first wash with cold water and then spread vaseline over the palm of the hand and rub spherically. A suit of hunter's-green broadcloth trimmed with Alaska sable will be handsome for Winter. The preparation to which you refer would doubtless be beneficial.

GEORGETTA:—"They also serve who only stand and wait," was written by Milton. We cannot judge well the character of a person by simply looking at his or her handwriting.

MARY M.:—The success of the electric needle depends mainly upon the skill with which it is manipulated. Specialists in the removal of superfluous hair by this method are to be found in almost every city.


LIBBIE T.:—Velvet dresses are not fashionable for young ladies; if, however, you have the material, make it up by costume No. 4185, which is illustrated in the November DELINEATOR and costs 1s. 6d. or 40 cents.

MONA BELL:—The hair is a deep chestnut-brown. A jacket such as you describe may be stylishly worn. Read the article entitled "What Shall I do?" in the October DELINEATOR. A woman should not invite a man to call upon her unless he has first intimated a desire to do so. Begin your letter "My Dear Alice."

MRS. T. C. T.:—Send for the book to the Orange, Judd Co., Lafayette Place, New York City. In writing please mention the DELINEATOR.

The Art of Modern Lace-Making,

Price, 50 Cents per Copy,



and printed upon elegant paper, with a flexible cover, contains over One Hundred Illustrations of Modern Lace and Designs, together with Full Instructions for the work, from the *Primary Stitches* to the *Final Details*.

While the Methods and Details given are entirely modern and include none of the laborious work required in making the Pillow-and-Bobbin Laces of early times, yet Modern

Laces made by these instructions are as Beautiful and Effective as those just mentioned, and in many instances are indeed *Direct Adaptations* from the *Antique or Old World Designs*.

The Collection Includes Needle-Point, Honiton, Princess and Royal Battenburg Laces, the new 'Ideal Honiton,' the popular Louis XIV. Curtain Lace, and a Fine Variety of Designs in Darned Net.


If this Work cannot be obtained from the nearest Agency for the sale of our goods, send your Order, with the Price, direct to us, and the Pamphlet will be forwarded, prepaid, to your Address.

THE DELINEATOR PUBLISHING CO. OF TORONTO (LIMITED),

33 Richmond Street, West, Toronto, Ontario.

"The Art of Smocking or Honey-Combing,"

Price, 10 Cents.



THE "ART OF SMOCKING" is a Plain and Comprehensive Treatise on the Manner of Making and Adapting this Beautiful and Fashionable Decoration. The Work is Published in a Convenient Sixteen-Page Pamphlet, Eight Pages being devoted to the Description, Comparison and Clear Illustration of the

English and American Methods of Smocking,

with various Ornamental Stitches, and the Remaining Eight Pages being given to numerous Stylish Patterns in which Smocking is Ornamentally Used.

No Woman should be without this Valuable Little Work.

On receipt of 10 Cents, "The Art of Smocking" will be mailed, post-paid, to any Address in the United States, Canada or Mexico.

THE BUTTERICK PUBLISHING CO. (LIMITED),
7, 9 and 11 West 13th Street, New York.

ANSWERS TO CORRESPONDENTS.

(Continued).

OUR CHICAGO OFFICE:—Our Western Branch, located at Chicago, has been removed to larger and handsomer quarters at Nos. 211 and 213 Wabash Avenue, where a complete stock of our patterns, periodicals, books and other goods is kept constantly on hand. Everything that can conduce to the comfort and convenience of our patrons has been considered in fitting up our salesrooms at the above address.

MABEL:—Bonzoin is very beneficial to the skin. The preparation referred to is a face-powder.

BEN NEVIS:—Upon arriving in the city send your card to the gentleman and invite him to call on you at your boarding-house.

RICKETTY ANN:—Ulsters are favored for travelling and for inclement weather. A stylish one may be made of mixed-brown chevrot by cloak No. 4161, which is illustrated in the November DELINEATOR and costs 1s. 8d. or 40 cents.

A SUBSCRIBER:—The watch fobs referred to are woven, not crocheted. Directions for crocheting fobs are given in "The Art of Crocheting," published by us at 2s. or 50 cents.

MISS MAY W:—Combine the Surah with serge the same shade, and develop the costume for a miss of sixteen by pattern No. 4153, which is illustrated in the November DELINEATOR and costs 1s. 6d. or 35 cents. Trim with narrow passementerie. Many thanks for your kind words concerning the DELINEATOR.

ROWENA B.:—Try the massage treatment for your neck. Your penmanship is good. "What's in a name?" occurs in Romeo and Juliet, Act ii, Sc. 2. Many thanks for your kind words concerning the DELINEATOR.

SPRING CHICKEN:—We regret our inability to give you the desired addresses.

FLOSSIE AND KITTIE:—Misses of fifteen and sixteen should wear their dresses almost to their ankles. Read answer to "Louie Jet" elsewhere in these columns.

E. L.:—We have no reason to doubt that the firm referred to is all that it claims to be.

AN OLD SUBSCRIBER:—To make the band knit with two needles after the plan described for the infants' band in the November DELINEATOR. You will have to experiment as to the number of stitches.

SILVER CUP:—The *crépe* will make up charmingly as a ball gown by pattern No. 4151, which is illustrated in the November DELINEATOR and costs 1s. 8d. or 40 cents. Do not use a color in combination with it.

BERNICE I.:—There is no impropriety in a gentleman acting as escort to two sisters. The invitation was given in an ungentlemanly manner and warranted the reply you made.

Mrs. H. M. G.:—Put sleeves of Astrakhan cloth in your black jacket, and trim the fronts and collar with the same material.

WAVE:—The first quotation is in a language unknown to us; the second is an incorrect Latin expression, which literally signifies "I love." If your face is round, arrange your hair high on the head. White rose is an excellent sachet-powder and may be purchased of any druggist.

SNOWFLAKE D.:—When thanked for a favor, reply, "It was a pleasure to have been able to oblige you." The banjo and guitar are at present fashionable instruments with ladies. Read the article entitled, "Mourning Customs and Attire," in the October DELINEATOR. Crapo is not fashionable for mourning bands on men's hats.

M. M.:—We know of no harmless preparation to enlarge the iris of the eye. The hair of misses and young girls is still worn low at the back of the head. It is fashionable to have the hair slightly waved at the top and sides.

STOP THIEF!!!

**HAVE HIM ARRESTED!!
AND NOTIFY US!**

WE desire to warn the Public against the Schemes of pretended Canvassers, who, ostensibly acting as our Agents, obtain money by the fictitious Establishment of Agencies for the sale of our goods and by taking Subscriptions for our Publications. The Names recently assumed by such Swindlers are H. Sothern, H. C. Olin, F. H. Keene, D. C. Webb, J. W. Hill, C. H. Paller-on, Mr. Rose, Frank Williams, F. A. Rills, R. M. Miller and G. O. White. Vermont, Illinois, Pennsylvania, Ohio, Tennessee, New York and Indiana, as well as Ontario and Nova Scotia, have been recently visited by these Impostors. H. Sothern has been employing a card on which is printed "Waldron, Granger and Co., 471 Tremont St., Boston, Mass.," a firm which does not appear in the Boston directory. The man "Olin" claims to represent the "Armour and Stevens Library Association of Chicago," which has no existence.

We offer the following Reward for the Capture and Conviction of these Frauds:

\$100 REWARD.

We will pay \$100 to any person securing the arrest, sentence and incarceration of any unauthorized person, who, representing himself as our agent, obtains money fraudulently either by taking subscriptions for our publications or by the fictitious establishment of agencies for the sale of our goods.

There is no one of our authorized representatives who is not at all times able to produce abundant evidence of his authority to transact business for us. When a request for this evidence is made by people with whom they wish to transact business, it will be promptly met in a courteous and satisfactory manner. Our travelling agents are all gentlemen, and, with the credentials in their possession, are at all times prepared to meet an investigation of their right to do business for us, at the hands of a justice of the peace or other magistrate.

THE BUTTERICK PUBLISHING CO. (Limited),
7, 9 and 11 West Thirteenth St., New York.

Our Celebrated Shears and Scissors

WILL BE FOUND TO BE THE

BEST IN THE WORLD.

Protected by Patents, Handsomely Finished, Perfectly Adjusted to the Hand, they are certain to give entire satisfaction.

POCKET SCISSORS—2 Sizes.

No.	Length.	Price.
10	4 inches	\$0.50
11	4½ inches	0.60

POINTS—2 Sizes.

No.	Length.	Price.
34	5 inches	\$0.60
35	6 inches	0.75

LADIES' STRAIGHT SHEARS—3 Sizes.

No.	Length.	Price.
14	6½ inches	\$0.60
15	7 inches	0.75
16	7½ inches	1.00

LADIES' SCISSORS—4 Sizes.

No.	Length.	Price.
3	5 inches	\$0.50
4	6 inches	0.60
5	6½ inches	0.75
6	7 inches	1.00

LADIES' BENT SHEARS—3 Sizes.

No.	Length.	Price.
25	8½ inches	\$1.10
26	9 inches	1.25
27	10 inches	1.50

PLEASE NOTE THE PRICES.

They are as low as for those of ordinary manufacture.

On receipt of Price and Order, we will send to any part of the World any Size of Shears or Scissors in the above List, charges for carriage to be paid by the purchaser. We send out no goods C. O. D.

THE BUTTERICK PUBLISHING CO. (Limited)
7, 9 and 11 West Thirteenth Street, New York.

ANSWERS TO CORRESPONDENTS,

(Continued).

MONA M.—Wear a black velvet corselet with the black Surah waist. Front panels are seen in many of the new dresses, and we would advise you to leave your dress as it is. You failed to enclose sample of silk. The most fashionable dresses for little maids appear each month in the DELINEATOR.

BARBARA—We do not send samples.

DAISY DEANE—Rubber gloves may be obtained at almost any large dry-goods store.

Mrs. E. E. C.—Trim the broadcloth like sample with mink bands, and develop it by costume No. 4134, which costs 1s. 8d. or 40 cents, and is illustrated in the October DELINEATOR. A mink cape, and a felt hat bountifully trimmed with feathers may appropriately accompany the costume.

JOHNNY HERR—Read the article entitled "What Shall I Do?" in the October DELINEATOR. A lady will always precede a gentleman on entering a room. Read "Social Life," published by us at 4s. or \$1.00.

VIOLET—A prospective bride giving a dinner to her maids and ushers will not enclose the groom's card with the invitations.

KANSAN—A young widow who is putting aside mourning may appropriately assume gray and lavender for church and street wear.

PORTIA—A miss of eighteen will arrange her hair in a coil at the back of her head. Select green cloth for your Winter dress, and trim with bands of beaver.

EVA—A charming travelling gown, that will also serve as a wedding dress, may be made of mode broadcloth trimmed with bands of mink. For the making use costume No. 4134, which is illustrated in the October DELINEATOR and costs 1s. 8d. or 40 cents. With the costume wear a cape of mink.

LOUIE JET—Arrange your hair in a Catogan braid. A stylish costume for a miss of sixteen may be made of maroon cloth trimmed with Astrakhan, by pattern No. 4177, which is illustrated in the November DELINEATOR and costs 1s. 6d. or 35 cents. A girl of sixteen should not accept attentions from men.

J. W. G.—November 10th, 1875, was Wednesday, and November 28th, 1873, Thursday

●AN ATTRACTIVE ADVERTISEMENT:—Elsewhere in this issue we print an attractive and seasonable advertisement of the Kursheedt Manufacturing Company. The articles presented are artistic as usual, and many of them are exceptionally appropriate for holiday gifts. The firm offers to send a copy of "Kursheedt's Standard Fashionable Specialties," invaluable for household reference and guidance in matters of feminine dress, to every purchaser of goods to the value of One Dollar or over.

LOUISE—Combine the green cashmere with white goods, and develop the costume by pattern No. 4113, which is shown in the October DELINEATOR and costs 1s. 8d. or 40 cents. Use the white fabric for the vest and collar. A braiding design of white soutache will be effective. A charming wrapper for a bride may be made of canary-colored cashmere and golden-brown velvet by tea-gown pattern No. 4189, which is illustrated in the November DELINEATOR and costs 1s. 8d. or 40 cents. A handsome reception gown may be made of primrose-pink crepe de Chine by pattern No. 4187, which is illustrated in the November DELINEATOR and costs 1s. 8d. or 40 cents. Mode cloth trimmed with bands of mink will make an attractive travelling dress if cut by costume No. 4134, which is illustrated in the October DELINEATOR and costs 1s. 8d. or 40 cents. A bride should only wear a veil with a white dress.

A SUBSCRIBER:—Mourning is assumed for a parent for from one and a-half to two years. If you wish to leave off mourning, wear a velvet hat; if not, a black felt would be in better taste.

The Coming Styles,


as shown in the accompanying illustrations, and fully described in this number of the DELINEATOR, favor high collars, Louis XV. sleeves, panier bodices, and many other devices calculated to bewilder those who do their own dressmaking. How to cut, fit and shape such difficult garments is the great problem. It involves too much work to ask any friend or long-suffering member of the family to pose for you, and unless you have Hall's Bazar Form the amount of your dress making bill is apt to reduce the number of your dresses.

Hall's Bazar Form is so simple and practical that every woman who has bought one is free to confess that

its cost has been saved several times over. It is one of the great labor-saving inventions of the household, and is as great an improvement as the electric light is over the candle.

Price of Form, Iron Standard, \$0.50
Skirt, sold separately if desired, for 3.50
Skirt, with Wood Standard, 3.00

CLOSED. OPENED. CLOSED. OPENED.
IRON STANDARD. WOOD STANDARD.



The Pattern on the Lady is Ladies' Costume No. 4112, price 1s. 8d. or 40 cents. The Bazar Form shows with what ease a costume can be arranged upon it. EITHER STYLE OF FORM SENT TO ANY ADDRESS ON RECEIPT OF PRICE.

Ask for illustrated circular and our little book on "Home Dressmaking." Sent free.

Mention DELINEATOR.


173, Regent Street, London, W.

HALL'S BAZAR FORM CO.,
833 BROADWAY, NEW YORK.


HALL'S BAZAR COLLAR FOUNDATIONS.

PATENT APPLIED FOR.

"MEDICI." For use with a Collar cut by Butterick Pattern No. 4018, medium.



"HENRY II." For use with a Collar cut by Butterick Pattern No. 4019, medium.



"BOLERO." For use with a Collar cut by Butterick Pattern No. 4017, medium.



THE most popular and to nearly all women the most becoming garment is one with a large rolling collar. Those who have undertaken the task of making such a collar can best appreciate the

need of a foundation pressed securely into the correct shape. The Bazar Collar Foundations supply this want.

These Foundations are made of strong buckram, in white and black, held in shape by wire around the outer edge. With them any novice can make the collars, as cut by the corresponding Butterick Patterns, fit about the neck without a crease or wrinkle. Smooth effects are impossible to produce without them.

The illustrations show the permanent appearance of collars when made on these Foundations. Dressmakers know their value.

For sale by leading dealers, or will be sent post-paid and securely packed, to any address, on receipt of price.

HALL'S BAZAR FORM CO., 833 BROADWAY, N. Y.

ANSWERS TO CORRESPONDENTS, (Continued).

A SUBSCRIBER:—A dress of havane cloth made by costume No. 1185, which is illustrated in the November DELINEATOR and costs 1s. 8d. or 40 cents, will be becoming to a brunette.

ANXIOUS:—Your question came too late to be answered in the November issue. The electric needle when used by a specialist will permanently remove superfluous hair from the face. "Beauty" is published by us, and costs 4s. or \$1.00.

Mrs. J. L. L.:—Emery dust and oil applied with a soft rag and much friction will polish sea shells. Much experience is necessary to polish stone or marble properly.

A NEW SUBSCRIBER:—Æolian harps can only be made by a professional.

ROWENA:—It is proper to use a stub pen.

LELIA:—Read the article entitled "Mourning Customs and Attire," in the October DELINEATOR. Jewelry is laid aside while wearing crape; however, earrings and a pin of dull jet or crape-stone are admissible. We have never heard of the letters to which you refer being placed on a visiting card.

Mrs. J. A. M., Mo.:—There is nothing that will brighten tinsel or passementerie after it has become tarnished.

JUNO:—Write to John H. Woodbury, Dermatologist, 125 W. 42nd st., New York City, mentioning the DELINEATOR. Rub camphorated oil upon the eye-brows to thicken them. Personally we know nothing of the preparation to which you refer, but have no reason to doubt its efficacy.

Mrs. FRANK M.:—A charming coat for the little girl may be made of mode cloth and golden-brown velvet by using pattern No. 4086, price 10d. or 20 cents. A dainty little dress may be made of scarlet cashmere by pattern No. 4054, price 10d. or 20 cents. A white guimpe should be worn with this dress. Wash flannels would be suitable for the little one's every-day dresses.

ATTRACTIVE BOOKS FOR THE HOME!

TO those of our Readers who may not be aware of the fact, we would state that we are prepared to furnish on order any of the Books published by the Butterick Publishing Co., (Limited). These Books are prepared with a view to suiting the wants of that large class of readers who are desirous of perfecting themselves in a knowledge of all the polite arts of home life. The work was undertaken by writers thoroughly versed in these arts, all in their special departments, and the results have been most gratifying, the Books having met with extended sale and wide-spread approval.

The Books so far issued are classified under two headings, as below:

Metropolitan Culture Series.

GOOD MANNERS: This Book explains in extremely interesting fashion the most approved methods of deportment in every circumstance of Polite Society. It is a comprehensive work, replete with valuable hints and suggestions for the guidance, not only of young people desirous of acquiring refined manners, but of persons of maturer age in regard to those nicer or more rare points of etiquette about which even the best informed sometimes wish information. As a Book of Reference on the subjects about which it treats, it is invaluable.

SOCIAL LIFE: This Book sets forth, in the form of a friendly correspondence, those points of Practical Etiquette, regarding which the Novice in polite society desires to be fully instructed. Special note is taken of those Social Errors which the young or uninformed are most likely to make when entering into a sphere more elevated than that in which they have been trained. It also contains an Appendix of Approved Styles of Invitations and Replies. Those who acquaint themselves fully with the rules laid down in "Good Manners" will find how they may be applied in "Social Life."

HOME-MAKING AND HOUSE-KEEPING: This is a Hand-Book of Household Affairs, convenient for guidance in all those matters a knowledge of which constitutes that pearl among women—the good house-keeper. It is equally valuable to prospective brides, youthful housekeepers and those whom experience has versed in economic and methodical home-making and house-keeping. All women interested in thrifty and sensible house-keeping will be certain to value most highly this attractive and convenient work.

THE PATTERN COOK-BOOK: This is a complete, practical and reliable work on the Culinary Science: embracing the Chemistry of Food; the Furnishing of the Kitchen; how to choose good Food; a choice selection of Standard Recipes; Meats, Vegetables, Bread, Cakes, Pies, Desserts; Proper Food for the Sick; Items of Interest in the Kitchen, etc., etc. Every Recipe has been thoroughly tested, and special attention has been paid to the statement of exact weights and measures.

BEAUTY, ITS ATTAINMENT AND PRESERVATION: No effort has been spared to make this the most complete and reliable Work ever offered to Those Who Desire to Be Beautiful in Mind, Manner, Feature and Form. Defects in each direction are philosophically and scientifically discussed, in connection with suggestions and remedies concerning the same. The remedies for physical defects have been gathered from the most authentic sources, and all have the merit of having been "tried and not found wanting."



STYLE OF THE "CULTURE" SERIES:

These Books are octavo in size and are uniform in type and style of binding. Each contains from 360 to 600 pages of reading matter, neatly printed in clear type on handsome paper, and is elegantly bound in cloth, with gilt title.

Metropolitan Art Series.


NEEDLE-CRAFT, ARTISTIC AND PRACTICAL: This is a thoroughly practical Book upon Needle-Work, in which the Fascinating Art is clearly and carefully described and illustrated, due attention being given to every department of Needle-Work in vogue. It contains hundreds of beautiful engravings, with full instructions as to their reproduction, and valuable hints regarding the manner of work and most suitable materials. The Book will prove invaluable both to the amateur needlewoman and to the practical maker of fancy articles, supplying, as it does to each, artistic designs perfectly adapted to the scope of her ability and skill.

NEEDLE AND BRUSH, USEFUL AND DECORATIVE: This is a novel and entertaining work on home decoration. It includes fancy-work and decorative painting, so amply illustrated and carefully described that the least experienced amateur cannot fail to comprehend and follow the instructions given. The chapters on China Painting, Sketching in Water-Colors, Flower Painting in Oils and Helps for Amateur Artists are of especial interest. The new and popular Roman and Sorrento Embroideries also receive especial attention. The illustrations in "Needle and Brush," as well as in "Needle-Craft," are unsurpassed for beauty and accuracy, having been prepared by our special artists, with the needs of the amateur fully in mind.

STYLE OF THE "ART" SERIES: These Books are very handsome in appearance, the illustrations in them being unsurpassed for beauty and accuracy, and the covers being of cloth, with illuminated and colored titles. They are quarto in size and uniform in appearance, and each contains about 300 pages beautifully printed upon highly finished paper.

PLEASE REMEMBER: The Price of ANY ONE of the above Books is ONE DOLLAR, prepaid by us to any Address in North America. If the Books cannot be obtained from the nearest Agency for the sale of our Goods, mail your Order direct to us, sending funds by Draft, Post-Office or Express Money-Order or Registered Letter.

The Delineator Publishing Co., of Toronto, (Limited),
33 Richmond Street, West, Toronto.



THE METROPOLITAN
PAMPHLET SERIES,

— PUBLISHED BY —

The Butterick Publishing Co. [Limited]

MOTHER AND BABE: An illustrated 32-page Pamphlet, devoted to the Comfort and Care of Mother and Babe, containing full information concerning the Proper Care of Infants and the Preparation of their Wardrobes, and specifies the Various Articles necessary for a Baby's First Outfit. Also, treats of the Necessities belonging to the Health, Comfort and Care of the Expectant Mother, and contains Hints as to the Proper Clothing for Ladies in Delicate Health. *Price, 15 Cents.*

THE PERFECT ART OF CANNING AND PRESERVING: A convenient and Handsome 16-page Pamphlet fully Explanatory of Canning and Preserving. It contains full instructions regarding Jams, Marmalades, Jellies, Preserves, Canning, Pickling, Catsups and Relishes, besides many Hints and Suggestions as to Selecting Fruit, the Easiest and Quickest Methods of Doing Good Work, etc. *Price, 15 Cents.*

THE CORRECT ART OF CANDY-MAKING AT HOME: A most attractive 24-page Pamphlet, containing reliable instructions for successful Candy-Making at Home. It is divided into Departments, which introduce the Finest as well as the Plainest Candies made by the best Confectioners, and include Cream Candies, Bonbons, Nut and Fruit Candies, Pastes, Drops, Medicated Lozenges, and Candied Fruits, Flowers and Nuts. *Price, 15 Cents.*

DAINTY DESSERTS: In this Pamphlet the housekeeper will find directions for the preparation of Dainties adapted to the palate and means of the epicure or the laborer, and to the digestion of the robust or the feeble; there being also numerous recipes admirably suited to those occasions when unexpected company arrives. With its numberless recipes for Puddings and Sauces, Pies, Creams, Custards, and French, Fancy and Frozen Desserts, it is invaluable to every housekeeper, old or young, experienced or otherwise. *Price, 15 Cents.*

THE ART OF SMOCKING OR HONEY-COMBING: A Plain and Comprehensive Treatise on the Manner of Making and Adapting this Beautiful and Fashionable Decoration. The Work is published in a Convenient Sixteen-Page Pamphlet, Eight Pages being devoted to the Description, Comparison and Clear Illustration of the English and American methods of Smocking, with various Ornamental Stitches, and the remaining Eight Pages being given to numerous Stylish Patterns in which Smocking is ornamentally used. *Price, 10 Cents.*


PASTIMES FOR CHILDREN: A Large, Finely Illustrated Pamphlet for Children, containing Entertaining and Instructive Amusements for Rainy-Day and other Leisure Hours. It is filled with Drawing Designs and Games; Instructions for Mechanical Toys, Cutting out a Menagerie, Making a Circus of Stuffed Animals, and Constructing Dolls and their Houses, Furniture and Costumes; Puzzles, Charades and Conundrums; and much other interesting matter. *Price, 25 Cents.*


MASQUERADE AND CARNIVAL: A New, Large and Handsomely Illustrated Pamphlet, descriptive of the Customs and Costumes of Masquerades and Carnivals. Tableaux, Bals Masque, Carnival Sessions, and Fashionable Fancy-Dress Parties for Adults and Children are discussed in this Pamphlet, which is intended as a Guide to Proper costuming and Appropriate Decorations for the Festivities named. *Price, 25 Cents.*

PLEASE NOTE: We will send any of the above Pamphlets to any Address, on receipt of price.

THE DELINEATOR PUBLISHING CO., OF TORONTO, [Limited],

33 Richmond Street, West, Toronto, Ontario.



 N this and the succeeding page is illustrated an assortment of Patterns from which selections can be very satisfactorily made for development in garments suitable for

HOLIDAY PRESENTS,

which is, therefore, highly acceptable at this time, when Christmas and New Years are approaching.

The Patterns can be had from Ourselves or from Agents for the sale of our Goods. In ordering, please specify the Numbers, and Sizes, or Ages, desired.

The Butterick Publishing Co.
(LIMITED),



1298

Men's and Youths' Bath or Dressing Robe: 12 sizes. Breast meas., 26 to 45 inches. Any size, 1s. 3d. or 30 cents.



1298



2393

Men's Dressing-Gown: 8 sizes. Breast measures, 32 to 46 inches. Any size, 1s. 6d. or 35 cents.




2393



2079

Men's Pajamas: 7 sizes. Breast meas., 32 to 44 ins. Any size, 1s. 3d. or 30 cents.



3179

Men's Smoking or House Jacket: 7 sizes. Breast measures, 32 to 44 inches. Any size, 1s. 6d. or 35 cents.



3179



1883

Gentlemen's House-Jacket: 8 sizes. Breast measures, 30 to 44 inches. Any size, 1s. 6d. or 35 cents.



1883

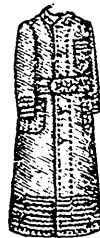


3283

Men's Sack Coat (Copyright): 13 sizes. Breast measure, 32 to 44 inches. Any size, 1s. 3d. or 30 cents.



3283



2391

Boys' Bath or Dressing Robe: 11 sizes. Ages, 5 to 15 years. Any size, 1s. or 25 cents.



2391



2392

Boys' Dressing-Gown: 9 sizes. Ages, 7 to 15 years. Any size, 1s. or 25 cents.



2392



3686

Boys' Pajamas (Copyr't): 5 sizes. Ages, 7 to 15 years. Any size, 1s. or 25 cents.



3641

Misses' Bath Robe or Blanket Wrapper (Copyr't): 8 sizes. Ages, 8 to 15 years. Any size, 1s. or 25 cents.



3641



3701

Misses' Sack Apron (Copyright): 8 sizes. Ages, 8 to 15 yrs. Any size, 10d. or 20 cents.



3701



4003

Misses' Apron (Known as the Mother-Hubbard) (Copyr't): 6 sizes. Ages, 10 to 15 years. Any size, 10d. or 20 cents.



4003



3642

Ladies' Bath Robe or Blanket Wrapper (Copyright): 13 sizes. Bust meas., 28 to 46 inches. Any size, 1s. 3d. or 30 cents.



3642



4024

Ladies' Gymnastic Costume (Copyright): 8 sizes. Bust measures, 23 to 42 inches. Any size, 1s. 3d. or 40 cents.



4024



4024



3699

Ladies' Sack Apron (Copyright): 10 sizes. Bust measures, 29 to 46 inches. Any size, 1s. or 25 cents.



3699



3696

Ladies' Work-Apron (Copyright): 5 sizes. Bust meas., 30 to 46 inches. Any size, 10d. or 20 cents.



3696



3712

Ladies' Work-Apron (Copyright): 5 sizes. Bust meas., 30 to 46 inches. Any size, 10d. or 20 cents.



3712



4106

Ladies' Work-Apron (Copyright): 5 sizes. Bust measures, 20 to 46 inches. Any size, 10d. or 30 cents.



4106



4149

Misses' Work-Apron (Copyright): 4 sizes. Ages, 10 to 16 years. Any size, 10d. or 30 cents.



4149



4144

Ladies' Apron, To be Made with or without a Bib (Copyr't): 5 sizes. Waist measures, 20 to 36 inches. Any size, 7d. or 15 cents.



4144



3376

Ladies' Divided Skirt (Open in the Back) (Copyright): 9 sizes. Waist measures, 20 to 36 inches. Any size, 1s. or 25 cents.

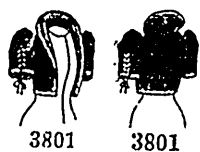


3536

Misses' and Girls' Kimono or Injantees Dress (Copyright): 6 sizes. Ages, 6 to 16 years. Any size, 1s. 6d. or 35 cents.



3536



3801 3801
Ladies' Figaro Jacket (Copyright): 13 sizes. Bust measures, 28 to 46 inches. Any size, 10d. or 20 cents.



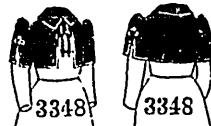
9678 9678
Ladies' Sleeveless Zouave Jacket, 13 sizes. Bust measures, 28 to 46 inches. Any size, 7d. or 15 cents.



3853 3853
Misses' Figaro Jacket (Copyright): 7 sizes. Ages, 10 to 16 years. Any size, 7d. or 15 cents.



712 712 713 713
Misses' Zouave Jacket: 8 sizes. Ages, 8 to 15 years. Any size, 7d. or 15 cents.
Girls' Zouave Jacket: 5 sizes. Ages, 4 to 8 years. Any size, 5d. or 10 cents.



3348 3348
Girls' Figaro Jacket (Copyright): 7 sizes. Ages, 3 to 9 years. Any size, 5d. or 10 cents.



3510
Ladies' Bodice Girdles (Copyright): 9 sizes. Waist measures, 20 to 36 inches. Any size, 10d. or 20 cents.



3727
Ladies' Corselets (Copyright): 9 sizes. Waist measures, 20 to 36 inches. Any size, 10d. or 20 cents.



3605 3605
Ladies' Girdles (Copyright): 9 sizes. Waist measures, 20 to 36 inches. Any size, 7d. or 15 cents.



3520
Misses' Bodice Girdles (Copyright): 8 sizes. Ages, 8 to 15 years. Any size, 7d or 15 cents.



3945
Misses' Corselets (Copyright): 8 sizes. Ages, 8 to 15 years. Any size, 7d. or 15 cents.




3668
Ladies' Hood (Copyright). One size: Price, 7d. or 15 cents.



9071
Ladies' Wrap-Hood. One size: Price, 7d. or 15 cents.



9071



976
Ladies' Night-Cap. One size: Price, 5d. or 10 cents.



3649
Little Girls' Bonnet (Copyright): 4 sizes. Ages, 1 to 7 yrs. Any size, 5d. or 10 cents.



3904
Child's Cap (Copyright): 4 sizes. Ages, 1 1/2 to 3 years. Any size, 5d. or 10 cents.



3809
Child's Cap (Copyright): 6 sizes. Ages, 1 1/2 to 5 years. Any size, 5d. or 10 cents.



2926
Little Girls' Bonnet (Copyright): 4 sizes. Ages, 1 to 7 yrs. Any size, 5d. or 10 cents.



2396
Ladies' Hood (Copyright). One size. Price, 7d. or 15 cents.



9284
Ladies' and Misses' Dusting-Cap: 2 sizes. Either size, 5d. or 10 cents.



2175
Cap for Outdoor Sports: 7 sizes. Hat sizes, 6 to 7 1/4; Head measures, 19 1/4 to 23 1/4 inches. Any size, 5d. or 10 cents.



2989
Child's Cap (Copyright): 4 sizes. Ages, 1 to 7 years. Any size, 5d. or 10 cents.




2174
Infants' Cap. One size: Price, 5d. or 10 cents.



1896
Child's Bonnet: 4 sizes. Ages, 1 to 7 years. Any size, 5d. or 10 cents.



3167
Pattern for a Polo or Travelling Cap (Copyright): 6 sizes. Hat sizes, 6 1/4 to 7 1/4. Any size, 5d. or 10 cents.



3033 3033
Pattern for a Cap (Available for Tam O' Shanter or Sailor Style): 7 sizes. Hat sizes, 6 to 6 3/4; or Head meas., 19 1/4 to 21 1/4 ins. Any size, 5d. or 10 cts.



3166
Pattern for a Cap for Outdoor Sports (Copyright): 6 sizes. Hat sizes, 6 1/4 to 7 1/4. Any size, 5d. or 10 cents.



3637
Pattern for a Commodore Cap (Copyright): 7 sizes. Hat sizes, 6 to 7 1/4. Any size, 5d. or 10 cents.



3636 3636
Pattern for a Scotch Cap (Also Known as the Highland Bonnet) (Copyright): 7 sizes. Hat sizes, 6 to 7 1/4. Any size, 5d. or 10 cents.



1914
Gentlemen's House-Cap. 5 sizes. Hat sizes, 6 1/4 to 7 1/4; or Head meas., 20 1/4 to 23 1/4 ins. Any size, 7d. or 15 cents.



2316 2316
Combing-Towel (Copyright). One size: Price, 5d. or 10 cents.



2868 2868
Ladies' Invalid Wrap (Copyright). One size: Price, 7d. or 15 cents.



606 606
Chest-Protector: 5 sizes. Chest measures, 38 1/2 to 42 1/2 inches. Any size, 7d. or 15 cents.



2986 2986
Men's Chest-Shields (Copyright): 5 sizes. Chest measures, 11, 13 and 15 inches. Any size, 7d. or 15 cents.



3186 3186
Pattern for an Abdominal Supporter (Copyright): 13 sizes. Measurement as pictured, 30 to 54 inches. Any size, 7d. or 15 cents.



3580



1452
Window-Lambrequin: 5 sizes. Widths, 4 to 6 feet. Any size, 7d. or 15 cents.



1451
Mantle-Lambrequin: 5 sizes. Widths, 5 to 9 feet. Any size, 7d. or 15 cents.



4145
Ladies' Full Vest (Copyright): 3 sizes. — Large, Medium and Small. Any size, 5d. or 10 cts.



2999
Pattern for Stocking-Bag (Copyright). One size: Price, 5d. or 10 cents.



7824
Ladies' Foot-Muff. One size: Price, 5d. or 10 cents.



3108
Pattern for Tea-Coscy (Copyright). One size: Price, 5d. or 10 cents.

FAMOUS FRENCH WOMEN.



Everyone is talking about the delightful volumes on the Famous Women of the French Court. Have you read any of them? They are graphic and vivid narratives, with historic accuracy and the breathless interest of romance.

SPECIAL OFFER: In order to introduce them to the readers of THE DELINEATOR, we will send the first volume, "Marie Antoinette, and the End of the Old Regime," to any address, postpaid, for only \$1.04 (regular price, \$1.25). Do not miss this chance. It will amply repay you in good reading.

In ordering mention THE DELINEATOR.

CHARLES SCRIBNER'S SONS,
743 and 745 Broadway, N. Y.

Here are some Patterns of Styles for Infants' wear, which every mother will no doubt be pleased to inspect. The Patterns can be had from Ourselves or from Agents for the Sale of our Goods. In ordering, please specify the Numbers, and Sizes or Ages, desired.

THE BUTTERICK PUBLISHING CO. [Limited.]



3965 3965
Infants' Dress (Copyright). One size: Price, 10d. or 20 cents.
3709 3709
Infants' Dress (Copyright). One size: Price, 10d. or 20 cents.



2216 2216
Infants' Slip. One size: Price, 7d. or 15 cents.
3379 3379
Infants' Night-Gown (Copyright). One size: Price, 7d. or 15 cents.



2662 2662
Infants' Tufted Wrapper or Bath Robe (Copyright). One size: Price, 10d. or 20 cents.



3679 3679
Infants' Dress Yokes and Sleeves (Copyright). One size: Price, 5d. or 10 cents.



3678 3678
Infants' Skirt. One size: Price, 7d. or 15 cents.
3677 3677
Infants' Pinning-Blanket and Flannel Band. One size: Price, 7d. or 15 cents.



2538 2538 3743 3743 2208 2208 3644 3644
Infants' Cloak (Copyright). One size: Price, 10d. or 20 cents.
Infants' Circular Cloak with Cape (Copyright). One size: Price, 10d. or 20 cents.
Infants' Cloak. One size: Price, 10d. or 20 cents.
Infants' Cloak (Copyright). One size: Price, 10d. or 20 cents.



3812 3812 3710 3710 2807 2807 4129 4129
Infants' Cloak (Copyright). One size: Price, 10d. or 20 cents.
Infants' High-Necked Robe (Copyright). One size: Price, 10d. or 20 cents.
Infants' Dress (Copyright). One size: Price, 10d. or 20 cents.
Infants' Dress (Copyright). One size: Price, 10d. or 20 cents.



9719 9719 3088 3088 3643 3643 2298 2298
Infants' Dress, with Seamless, Pointed Yoke. One size: Price, 7d. or 15 cents.
Infants' Dress (Copyright). One size: Price, 10d. or 20 cents.
Infants' Dress (Copyright). One size: Price, 10d. or 20 cents.
Infants' Slip (Copyright). One size: Price, 7d. or 15 cents.



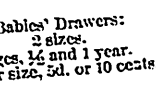
2226 2226 1508 1508 8519 8519 3848 3848
Infants' Wrapper (Copyright). One size: Price, 10d. or 20 cents.
Infants' Wrapper. One size: Price, 10d. or 20 cents.
Infants' Wrapper. One size: Price, 10d. or 20 cents.
Infants' Short Wrapper (Copyright). One size: Price, 10d. or 20 cents.



3973 3973 3974 3974 3974
Child's House-Sack (Copyright). 7 sizes. Ages, 1 1/2 to 6 years. Any size, 7d. or 15 cents.
Infants' House-Sack (Copyright). One size: Price, 5d. or 10 cents.



3382
Infants' Bibs (Copyright). One size: Price, 5d. or 10 cents.



3676
Babies' Drawers: 2 sizes. Ages, 1 1/2 and 1 year. Either size, 5d. or 10 cents.



1609 3389
Child's Drawers: 4 sizes. Ages, 1 1/2 to 3 years. Any size, 5d. or 10 cents.
Infants' Shirts. One size: Price, 5d. or 10 cents.



3383 3383
Infants' Flannel Shirts (Copyright). One size: Price, 5d. or 10 cents.



2174
Infants' Cap. One size: Price, 5d. or 10 cents.

The Pictures on this Page illustrate Patterns for

ANIMALS,

which when made up in counterfeit presentment of real horses, doggies, etc., are a source of much pleasure to the little folks, to whom they are specially appropriate gifts at this season of the year.

The Patterns can be had in all Sizes from Ourselves or Agents for the Sale of our Goods. In ordering, please specify the Numbers, and Sizes desired.

THE BUTTERICK PUBLISHING CO.
(Limited).



8990

Pattern for a Bear: 3 sizes. Heights, 8, 10 and 12 inches. Any size, 5d. or 10 cents.



1886

Pattern for Monkey and Dress: 3 sizes. Heights, 12, 14 and 16 ins. Any size, 7d. or 15 cents.

**Insures
Perfection**

IN EVERY Receipt that calls for baking powder, use the "Royal." Better results will be obtained because it is the purest. It will make the food lighter, sweeter, of finer flavor, more digestible and wholesome. It is always reliable and uniform in its work.

"I regard the Royal Baking Powder as the best manufactured. Since its introduction into my kitchen I have used no other.


"MARION HARLAND."

ANSWERS TO CORRESPONDENTS,
(Concluded).

SALLIE W.:—Read the Schweninger System for reducing flesh, which is fully treated in "Beauty," published by us at 4s. or \$1.00. Consult a physician in regard to your ailment.


PEARL S.:—Accordion-plaited skirts are not fashionable. Military coats are stylish. Rub the eye-brows each night with camphorated oil, to thicken them.

NEBRASKA GIRL:—A woman should not give a joint wedding present with a man unless he be her husband. As your hair is thin, crimp it softly and arrange it in a knot at the back of the head. The hair is light-brown, any you may wear any color suitable for a blonde, navy-blue and wine-color being especially becoming. A handsome scarf-pin, a set of embroidered handkerchiefs or a card case would be a suitable Christmas gift for your fiancé.




2342

Pattern for a Donkey with Saddle-Cloth, together with Pattern of a Donkey in Profile: 3 sizes. Heights, 6, 8 and 10 inches. Any size, 7d. or 15 cents.



1887

Pattern for a Goat: 3 sizes. Heights, 8, 10 and 12 inches. Any size, 7d. or 15 cents.



6416

Pattern for an Elephant and Blanket: 3 sizes. Lengths, 6, 8 and 10 inches. Any size, 7d. or 15 cents.



8954

Pattern for a Camel: 3 sizes. Lengths, 7, 11 and 15 inches. Any size, 7d. or 15 cents.




6609

Pattern for a Pig: 3 sizes. Lengths, 6, 8 and 10 ins. Any size, 7d. or 15 cents.



7346

Pattern for a Cat: 3 sizes. Lengths, 6, 8 and 10 inches. Any size, 5d. or 10 cents.



6827

Pattern for a Horse and Saddle-Cloth: 3 sizes. Heights, 6, 8 and 10 inches. Any size, 7d. or 15 cents.



672

Pattern for a Dog: 3 sizes. Lengths, 8, 12 and 15 inches. Any size, 7d. or 15 cents.



6551

Pattern for a Rabbit: 8 sizes. Lengths, 3 to 14 inches. Any size, 5d. or 10 cents.



6826

Pattern for a Mouse: 2 sizes. Lengths, 3 and 4 inches. Any size, 3d. or 5 cents.

THE DELINEATOR.

DORENWEND'S

THE LEADING
HAIR GOODS HOUSE
IN THE DOMINION.



103 & 105 YONGE ST., TORONTO, CAN.

We beg to announce to our patrons and the public generally that our stock of fashionable Hair Goods is complete, and that the variety of Hair Coverings in Bangs, Wigs, Toupees, Switches, etc., this season surpasses all previous efforts in beauty of design, fine quality and lowness of price.

Our house has established its reputation as producing the very best class of goods, and we mean to still further increase our business. We are prepared to send to all those who are unable to call personally at our Show Rooms any GOODS ordered per parcel post (or express, C. O. D., with privilege of examining before paying for them).

A FEW OF OUR STYLES.

- Our Fluffy Shingle Bangs sell at \$2.00, \$3.00, \$4.00, \$6.00 and \$8.00.
- Our Ladies' Open Wigs, with long back hair, at \$10.00, \$12.00, \$15.00, \$20.00, \$25.00 and \$30.00.
- Our Reversible Bangs from \$1.75, \$2.50, \$3.50, \$5.00 and \$6.00.
- Our Short Curly Ladies' Wigs at \$8.00, \$10.00, \$15.00, \$20.00, \$25.00 and \$30.00.
- Our Skeleton Bangs at \$4.00, \$5.00, \$6.00 and \$7.50.
- Our Switches, all long hair with short stems, \$2.50, \$3.50, \$5.00, \$6.50, \$7.50, \$8.00, \$10.00, \$12.00, \$15.00 and up.
- Our Parisian Bangs, with long short back hair, at \$8.00, \$9.00, \$10.00, \$12.00 and \$15.00.

When ordering enclose sample of hair. Send money by Registered Letter, P.O. Order or Express Note. We pay mailing charges. "PUNCTUALITY" our Motto.

See our list of Toilet Preparations—HAIR DYES, HAIR REMOVER, RESTORATIVES, BLEACHES, &c.—free by mail. Also circular of the various styles of HAIR GOODS.

Address—**A. DORENWEND,**
PARIS HAIR WORKS, 103 & 105 Yonge Street,
TORONTO, CAN.
TELEPHONE 1551.

When visiting Toronto, drop in at our Hair Dressing Rooms and have your hair attended to. We have the best accommodation and Artists in Canada. Drop a card before you come appointing an hour.

Gents' Wigs, Toupees, &c., in all qualities.



R & G

CORSETS

ARE THE BEST

Canada Paper Co.
15 FRONT ST. WEST
HEAD OFFICE: MONTREAL TORONTO
MANUFACTURERS OF
Printing & Wrapping Papers
AND IMPORTERS OF
STATIONERY, TWINES, ETC.
Paper and Cover of this Magazine is manufactured by the Canada Paper Co.



A Handy Thing


ON WASH DAY—half a cake of SURPRISE SOAP—"just fits the hand" and just takes the dirt out of clothing with astonishing ease and quickness—no waste—every particle does its share of the work. A handy thing to have around to handle the dirt; makes it drop out of the clothing very quick. Why not try SURPRISE SOAP the "surprise way"? Your Grocer **READ** THE DIRECTIONS ON THE WRAPPER. sells it. If not, ask him to get it.

St. Croix Soap Mfg. Co., St. Stephen, N.B.

Ontario Ladies' College

WHITBY, ONTARIO.

Fully equipped to prepare pupils for all the Teachers' Certificates—Third, Second and First Class—and to do University work up to the Third Year.
Thorough Conservatory Course in Instrumental and Vocal Music.
The Fine Art, Elocution and Commercial Departments are under the direction of distinguished Specialists. Home life unusually pleasant and healthful.
WILL RE-OPEN SEPTEMBER 7, 1891.
Send for Calendar or further information to
REV. J. J. HARE, Ph.D., Principal.



This is the way with the B. & C. corset: if you want ease and shapeliness, you buy it—but you don't keep it unless you like it.

After two or three weeks' wear, you can return it and have your money.

MANUFACTURED BY

BRUSH & CO.

TORONTO

FOR SALE EVERYWHERE

THE METAL TIPPED
EVER READY
DRESS STAYS

Impossible to cut through the garment

*Ever Ready Waterproof Dress
Protector.*

Beware of worthless imitations

. . . Insist on having the EVER READY

\$12 PER WEEK is paid expert lady operators on the **REMINGTON STANDARD TYPEWRITER.** If you have ground work of good English education it will pay you to rent a machine and practise. Books of Directions and Instructions accompany each machine.

TYPEWRITERS SENT TO ANY PART OF ONTARIO.

GEORGE BENGOUGH,

4 ADELAIDE STREET WEST,

TORONTO.

**BELDING'S
SPOOL SILKS**

Unequalled for Strength, and Guaranteed Full Length.

LADIES, ask for this Brand, and you will get best made in

100 YARDS,
50 YARDS
AND 10 YARDS.

**BELDING'S
HIGH CLASS WASH SILKS**

FOR
FINE ART NEEDLE WORK

MADE IN
Rope, Etching, Filo Floss, Roman Floss, Twist Embroidery, Crochet Silk, etc.

ALL FAST AGAINST LIGHT AND WASHING.

For sale by all first-class dealers. Importers only supplied.

**BELDING, PAUL & Co., Limited, Manufacturers
MONTREAL.**

THE DELINEATOR.


TRANCLE ARMAND & CO.'S HAIR AND PERFUMERY STORE

NO. 441 YONGE ST. AND NO. 1 CARLTON STS.

(South-East Cor. of Yonge and Carlton Sts.)




This handsome style of Bangs, \$6.00.



TELEPHONE 2498

TELEPHONE 2498



Largest and Handsomest Hair Goods, Hair Dressing and Perfumery Establishment in Canada.

HAIR GOODS.

Fashionable Hair Goods, ready-made or made to order. Armand's handsome, new and pointed style of Bangs (as above cut shows), \$4.50 and \$6.50, according to size. This elegant style is becoming to almost every face.

Armand's Pompadour Front-piece: also an elegant and new style for Front Coiffure, \$6.50.

Ordinary styles of Bangs from \$2.50, \$4.00, \$5.00, \$6.00 and upwards. All Bangs are made of best natural Curly Hair, fine quality and finish.

Switches, Short Stamps, all long hair of crimped or straight hair:

20 inches, Long Hair	\$5.00	26 inches, Long Hair	\$9.00
22 " " "	6.00	28 " " "	10.00
24 " " "	7.50	30 " " "	12.00

Medium Gray Switches will be charged one dollar extra. Ladies' and Gentlemen's Toupees and Wig Making. Perfect fit guaranteed.

Directions for measurement will be sent free on application.

ARTICLES DES TOILETTES.

CAPILLERINE.—Latest scientific discovery. Easiest, quickest and safest remedy for removing Superfluous Hair and permanently destroying the growth. Pure and harmless as water. Price \$1.50. Six cents extra if sent by post.

Hair Dyes and Dyed in every color and shade. Price \$3.00 per bottle. These Dyes will not turn the hair green, blue or pink as other Hair Dyes do.

Extract of Walnuts, for restoring gray, white, faded or bleached hair to their original colors.

Preparations for preserving the Complexion—positive Wrinkle Remover and Face Bleach. Send for circulars and price list.

For Hair orders please enclose sample of your hair, and mention style and price.

The amount to be sent by Registered Letter or P. O. Order, addressed to CARLTON STREET POST OFFICE.

TRANCLE ARMAND & CO.

No. 441 Yonge and No. 1 Carlton Sts., . . . Toronto, Ontario, Canada

Please mention this Magazine.



PATENT SECURED IN CANADA.

It is fixed on the lining under the drapery, and is worked from the outside much more easily with one hand than with two.

All that is necessary is to raise the dress behind, and at whatever place it is let go the sliding catch and the Suspender automatically fixes itself and sustains the dress at any desired height from the ground; indeed, so simple is it in operation, that this can be done quite well, even with an ulster on. No dress complete without it. To be had at

W. A. Murray & Co.'s and R. Walker & Sons,

WHOLESALE AGENTS FOR TORONTO:
FLETT & LOWNDES.

The Automatic Dress Suspender Co.,
GUELPH, ONT.

The Four Greatest Discoveries of the Age.

CREME DE VENUS

Is the only effectual remedy ever produced that will remove Freckles, Tan, Moth Patches, etc., etc. This Crème has proved successful where all other remedies have failed. Try it and convince yourself. \$1.00 per Jar.

VANDALINE

Removes Superfluous Hair without injuring the most delicate skin. Requires no Emollient. Guaranteed or money refunded. \$1.00 per Bottle.

PHENOLINE, THE GREAT GERMAN HEADACHE POWDER,

Cures the worst cases of headache in fifteen minutes. Especially valuable in "La Grippe," rush of blood to the head, and nervous headache.

\$1.00 per Box—30 Doses.

SAMSONINE

This renowned Hair Restorer has no equal. It cures the most diseased scalp, removes dandruff and prevents baldness; makes the hair soft and luxuriant.

\$1.00 per Bottle.

MADAME ANNESETTE'S

Celebrated French

Toilet Preparations.

THE TWO GREATEST

GERMAN

SCIENTIFIC REMEDIES

IN THE MARKET.

SEND FOR CIRCULARS.

PREPARED SOLELY BY

ASK YOUR DRUGGIST, OR SEND TO

THE BERLIN CHEMICAL CO., BERLIN, ONT.

HYGEIAN WAISTS

SUITABLE FOR ALL AGES

Are Unexcelled in their Elegance of Style, Comfort of Fit, Superiority of Material and Workmanship



They are made in the following Sizes and Styles:

Style 111—Boys' or Girls' 4 to 6 years.

Style 222—Misses' 7 to 12 years.

Style 333—Misses' 12 to 17 years.

Style 444—Ladies'.

They are furnished with adjustable shoulder straps, stitched-edge button-holes, tape fastened buttons, and can thus be laundered when necessary without injury to the garment. To school children, misses and young ladies who practise calisthenics, and thus acquire that elasticity of step, erectness of figure and gracefulness of deportment which are so much and justly admired.

THEY ARE ABSOLUTELY INDISPENSABLE.

For Therapeutic qualities alone they have no equal, and are thus highly endorsed by the best medical authorities throughout the Dominion.

MANUFACTURED BY

THE CROMPTON CORSET CO.



MISS E. J. CHUBB

AGENT FOR THE

DRESSMAKERS' MAGIC SCALE.

Lessons in Cutting and Fitting. Dresses Cut and Fitted, or made entirely. Waist Linings Cut for 25 cents.

Corsets Made to Order.

Satisfaction Guaranteed.

256 1/2 YONGE STREET.

3 Doors below Trinity Square. (Moved from 402 1/2.)

DRESS CUTTING

THE NEW TAILOR SYSTEM

(LATE PROF. MOODY.)



Leading System of the day. Drafts direct on material without paper or patterns. Covers the entire range of work, easy to learn, can be taught thoroughly through the mail. Large inducements to agents. Send for Illustrated Circular.

J. & A. CARTER,

PRACTICAL DRESSMAKERS, &c.

372 YONGE ST., - - - TORONTO.

Beware of Models and Machines.

If you will

send us your name and address

We will

mail you our

Handsome
Calendar

and if desired we will include a Catalogue of

The
HAMMOND

Machines rented and sold on easy payments.

Stenographers who have used any other instrument can readily operate the

Universal
Hammond

and will always find it worth their while to be acquainted with it.

The Hammond
Typewriter Co.

45 ADELAIDE ST. E.
TORONTO.

Point & Honiton Lace, Braids and Patterns.

With Thread and Perling. Send for Price List.
Knife Pleating in all sizes and widths, from 2c. to 10c.
Pinking, Plain and Fancy. Call and see samples.
Curling Fluid. Try it.
Draping Buckles for draping Scarfs of Chairs, Bascis, Brackets and all Fancy Work. 3 for 25c., sent by mail. Call and see them.
Everlasting Solid Perfume. In nickle bottles, very nice, sent by mail only 25c.
Toilet Articles, the very best in America.
Nail Heads, all sizes, from 15c. to 30 cents per dozen.
The New Jewels, in all shades, for dress-trimming and fancy work. 8c. per dozen, sent by mail.

C. Stedman Fieroe's Pattern Parlors
41 King St. E., Toronto, Ont.

LADIES! Ask your Shoe Dealer for
WHITTEMORE'S
Gilt Edge Dressing

THE LADIES' FAVORITE

Once Tried Always Used Bottles Hold Double Quantity

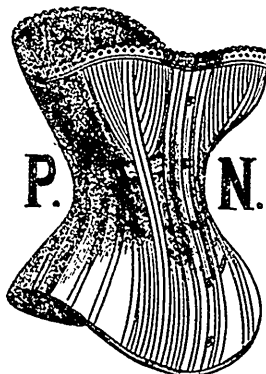
For Sale by all Retail Dealers

LADIES
ASK FOR
GILT EDGE
THE ONLY
SHOE POLISH
CONTAINING OIL

ASK TO SEE THE
P. N. CORSETS

MADE IN A GREAT MANY STYLES.

HIGHLY RECOMMENDED.



HIGHLY RECOMMENDED.

For sale by all Leading Retail Dealers.

I CURE FITS!

When I say I cure I do not mean merely to stop them for a time and then have them return again. I mean a radical cure. I have made the disease of FITS, EPILEPSY or FALLING SICKNESS a life-long study. I warrant my remedy to cure the worst cases. Because others have failed is no reason for not now receiving a cure. Send at once for a treatise and a Free Bottle of my infallible remedy. Give EXPRESS and POST-OFFICE.
H. G. ROOT, M. C., 186 ADELAIDE ST. WEST, TORONTO, ONT.

HARTSHORN'S SELF-ACTING SHADE ROLLERS

NOTICE
SCRIPT NAME OF
Stewart Hartshorn
ON LABEL,
AND GET
THE GENUINE
HARTSHORN

The Delineator

has a bona-fide circulation in
Canada of over

19,000 COPIES A MONTH

Rates for

ADVERTISING SPACE

will be furnished to those de-
siring on application.

The Delineator Publishing Co.
OF TORONTO, LIMITED,
83 Richmond St. West, Toronto.

DRESS CUTTING.

If you desire a Tailor System for
which Charts and so-called new
Tailor Systems are discarded, write
to me for particulars of the

**IMPROVED BUDDINGTON DRESS CUTTING
MACHINE.**

It is easy to learn and perfect.
Has taken prizes over all others.
Used by leading Dressmakers, and
taught at Ladies' Colleges.

T. J. HAY,
HAMILTON, ONT.

If Women Only Knew

THE EXQUISITE PLEASURE OF
WEARING A PAIR OF

ALL FEATHERBONE



CORSETS

After having suffered
the tortures of the
old-fashioned corset,
with side steels, which
hurt, and break, and
rust, they would al-
ways insist on having

FEATHERBONE

in preference to any other. They give
to the figure that symmetrical beauty
which is a woman's greatest charm.

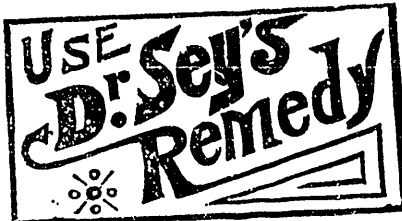
Sold by First-class Dealers.

ASK FOR THEM!

Use
**ALASKA
CREAM**
for
Chapped
Hands
Face
Lips
and all
roughness
of the skin.
It is
cosmetic
healing
beautifying.
Made by
Stuart W.
Johnston
Toronto.
Price
Twenty-five
Cents.
Sold by
All Druggists.

CONSUMPTION.

I have a positive remedy for the above disease; by its
use thousands of cases of the worst kind and of long
standing have been cured. Indeed so strong is my faith
in its efficacy, that I will send TWO BOTTLES FREE,
with a VALUABLE TREATISE on this disease to any
sufferer who will send me their EXPRESS and P.O. address.
**T. A. SLOCUM, M. C., 186 ADELAIDE
ST., WEST, TORONTO, ONT.**



THE GREAT FRENCH REMEDY for
DYSPEPSIA, BILIOUS AFFEC-
TIONS, CONSTIPATION, and all diseases
of the stomach, liver and bowels.

SOLD BY ALL DRUGGISTS.

Price: \$1.00

OPINIONS OF THE CANADIAN PRESS.

Those who suffer from dyspepsia,
disorders of the stomach or liver, con-
stipation, bile or wind on the stomach,
are strongly recommended to make
use of *Dr. Sey's Remedy*. A few doses
of this celebrated medicine cannot fail
to afford relief and a speedy cure.—
Le Monde.

OPINIONS OF THE FRENCH PRESS.

Experience has shown that *Dr. Sey's
Remedy* cures all diseases of the stom-
ach, liver and bowels which are not
due to organic affection.—*L'Univers.*

Ladies—Just a Word

**DO
YOU
KNOW**

That Sunlight Soap does more
work than any other, and therefore it
must be cheaper?

That the labors of the kitchen and
wash-day can be made easier by using
Sunlight Soap?

That you need not boil the clothes
by using Sunlight Soap, nor use wash-
ing powders, and yet they will be white
as snow?

That Sunlight Soap is so pure that
it cannot possibly injure the most deli-
cate skin or fabric?

These are solemn facts, **Prove by Testing**
which you can

Established 1746

Established 1746

Rouillon's *Are the Most Reliable*

And Best-Fitting **Kid Gloves**

Every pair stamped inside the name *Rouillon Guaranteed*

Jouvin Cut recommended for a long, slender hand

Josephine Cut recommended for a short hand

These Gloves are kept in stock by all reliable

Retail Dry Goods Merchants

— IN CANADA

THE HYGIENIC QUALITIES OF ELECTRICITY.

From THE JOURNAL OF SCIENCE AND ART.

ELECTRICITY and life are identical. The motive power of the blood, brain, nerves and muscles is electricity. If we had no electricity in our bodies we could not lift an arm, move a foot or walk erect. Neither could the convolutions of our brain be excited to the evolution of thought, nor the retina of our eyes impress any object of sight upon the optic nerves, so as to be comprehended by the mind, if electricity did not supply these organs with its life-giving, energizing power. In fact, none of the functions of life could be manifested or exist if, there was no electricity. The body is really a COMBINATION BATTERY, which embraces the galvanic, storage, magnetic and Faradic batteries in one. The electricity that is stored up in the body, ready to be used at any time, is under the control of the will. The will is under the direction of the mind. The desires of the body influence the mind. For instance: The body desires food; the nerves inform the mind, the mind directs the will, and it lets loose a quantity of electro-motive force, which moves the muscles with sufficient power for us to expend in getting the required food. We eat the food, it descends into the stomach and is covered by an acid, which decomposes or dissolves it, and GALVANIC ELECTRICITY is evolved or produced, just as is the case in a galvanic battery—the acids in the jar dissolve the zinc, and galvanism is produced or set free. The galvanism that is produced in the stomach is discharged through the nerves, and stored up in the great body of nerves, such as the spinal cord and brain, and reserved for future use. Whilst the galvanic current is being evolved and discharged through the nerves, the blood receives an induced current as it passes by, which greatly helps its circulatory power. The blood, as it goes to the lungs, is impure,

being laden with the waste from the body, and is negative in its electrical condition, having expended its positive force in supplying the body with nutriment. In this state it meets the pure air just inhaled, which is positive. The positive air purifies the blood, taking away its carbons, etc., and it again becomes positive. It is then repelled by the positive air and forced with great power into and through the arteries. At the same time the venous blood, which is negative, is drawn to the lungs by the positive air, and so the circulation is kept up. The power of the circulation of the blood is, therefore, magnetic electricity. Breathe long and deep, then, if you want to have pure blood, good circulation and long life. The blood, in its passage through the veins and arteries, rubs against the sides of these vessels and produces frictional electricity, and at the same time induces a current of electricity in the surrounding tissues, which is the same thing as Faradic electricity. All these different currents combined produce and conduce to the heat of the body, heat being only another form of electricity. As long as all these different currents keep their uniform and steady action, flowing through their respective channels smoothly and harmoniously, there is manifested perfect health. But, when any of these currents are deranged by any cause, some kind of decrepitude appears, and we feel unwell, and if this state long continues, our blood becomes impure, its circulation weak, and the whole system breaks down in strength; then, if the life forces were not very good to start with, there is a general collapse and death ensues. Seeing then, that our existence and bodily powers are dependent on electricity in its different manifestations, why should we fly to drugs and poisonous medicines when we feel unwell? There is no electric-producing

power in them. When the body currents have been disturbed by abuse of any kind, internal or external, they require assistance from some more powerful currents to restore equilibrium. As galvanism and magnetism are the basis of all other currents, the steady outward application of these will speedily and thoroughly restore the natural condition, by forcing a re-establishment of the currents of the body. There are a great many devices before the people professing to have this electrical restoring power; some of them are good, but others are mere frauds. The inventor and manufacturer of the best of them all is Mr. Addison Norman, M.E., of Toronto, Ontario. His electro-curative appliances have been before the world for seventeen years, and he has achieved wonders in the curative field. These appliances are light, flexible and durable, and may be worn on any part of the body without the least inconvenience. They imperceptibly pour a stream of electric fluid into the system, saturating the blood with the much-needed vitality, charging the brain and nervous system generally with that health-giving fluid, which reinvigorates and strengthens the entire system, and thus giving life and vitality to the body. In many cases the insensible perspiration of the skin is enough to excite these appliances, while others need charging with acid and water. Men and women who were sufferers for ten to thirty years with rheumatism, sciatica, indigestion and exhausted vitality, have been fully restored to health by his treatment, after trying everything else in vain. This statement is fully borne out by the high-class references he publishes. Mr. Norman furnishes a catalogue, and may be consulted free of charge. His experience has been very extensive, and all sufferers will do well to lay their case before him. His address is 4 Queen Street East.

“Cash and One Price.”

A REMARKABLE feature of this store's development is that it sells strictly for cash. There are great businesses that confess themselves unable to adhere strictly to the cash principle. But we do it, and when we do a thing we do it thoroughly. Everybody pays cash here, and everybody saves the difference between cash and credit prices.

That's enough to remind you that “cash and one price” is still flying at the masthead. Good people need reminding sometimes.

Every sort of merchandise from every sort of kingdom appeals here to your eyes and purse—to your wisdom, we hope, just as strongly. With December, holiday goods gain the ascendancy. The newness 'll more than hold its own with anything in the past. More for your money, too—let that thought stick.

There's almost nowhere the country over where beautiful effects produce themselves as in the great upholstery section on the second floor. Not upholsteries alone, but furniture, wall papers, pictures—a really fine showing of each. A careful study of recent additions cultivates taste in home beautifying.

Money—that is, much money—does not enter into the calculation. Goods were never cheaper; qualities never better. What's wanted 'is sense enough to seek art counsel in the furnishing. We will show everything in stock if you've the time and patience to look through it all.

A grand collection of oddities in bamboo ware 'll interest those who haven't much money. The quicker you see the better you will buy.

We are taking care of the mail order business to everybody's satisfaction. It used to be an uncommon occurrence to shop by mail. People had to get acquainted with this system of filling orders, and learn to have full confidence in our ability to do as we say. To-day we have earned the good-will of thousands of out-of-town customers in every section whom we serve regularly by mail.

Price lists and detailed information upon application and samples sent.

Weather prophets claim that we're going to have a long, steady winter. That's an advertisement for our mantle section. We're ready for any amount of trade in Newmarkets, Jackets and Wraps. Our over-garment education has all been in one direction. We want judicious people, who look at the workmanship outside and in, and not at the clatter about. We want people who know better than to expect a \$20 wrap for \$3, no matter how plausible the story. They'll find our reliable makes a refuge from poor goods at high prices bewilderingly reduced.

A detailed price list is revised each month for those who want to know the trend of values in fine dry goods—gloves and hosiery, embroideries and laces. These staple stocks hold the key to a vast amount of trade in other departments, knowing that we are not likely to lose sight of your interests in conjunction with our own.

Trade increase is quite perceptible among flannels, blankets and knitted underwear. December is the wearing time for cold weather stuffs, and as occasion demands we're alive to the opportunity of selling the best for little enough.

A very good assortment of books—education, adventure, fiction, biography, religion. True, they look better in a quieter place, but they cost more money in a store with nobody in it. You've found that out with other things besides books.

It was a reform of the most radical kind when our one-price, lowest price and market price system included standard literature. Look back a few years only, and compare present book prices with those. For that matter compare with what others charge to-day.

Yes, we do pay especial concern to what young men want. Yet we don't neglect the sorts for older, graver folks—those who give less care to nobbiness in their clothing. We leave the beaten ruts of what is usual in ready-made suits and overcoats, and strike out to fit almost everybody at a minimum of expense. The result is that trade shows surprising increase.

THE T. EATON COMPANY, LIMITED

190 YONGE STREET

TORONTO, ONT.