

**CIHM  
Microfiche  
Series  
(Monographs)**

**ICMH  
Collection de  
microfiches  
(monographies)**



**Canadian Institute for Historical Microreproductions / Institut canadien de microreproductions historiques**

**© 1998**



The copy filmed here has been reproduced thanks to the generosity of:



Library  
Agriculture Canada

The images appearing here are the best quality possible considering the condition and legibility of the original copy and in keeping with the filming contract specifications.

Original copies in printed paper covers are filmed beginning with the front cover and ending on the last page with a printed or illustrated impression, or the back cover when appropriate. All other original copies are filmed beginning on the first page with a printed or illustrated impression, and ending on the last page with a printed or illustrated impression.

The last recorded frame on each microfiche shall contain the symbol  $\rightarrow$  (meaning "CONTINUED"), or the symbol  $\nabla$  (meaning "END"), whichever applies.

Maps, plates, charts, etc., may be filmed at different reduction ratios. Those too large to be entirely included in one exposure are filmed beginning in the upper left hand corner, left to right and top to bottom, as many frames as required. The following diagrams illustrate the method:



L'exemplaire filmé fut reproduit grâce à la générosité de:


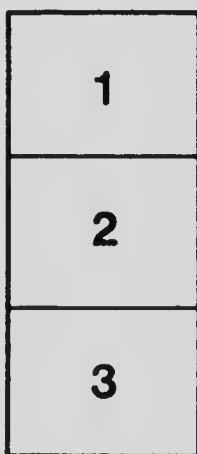
Bibliothèque  
Agriculture Canada

Les images suivantes ont été reproduites avec le plus grand soin, compte tenu de la condition et de la netteté de l'exemplaire filmé, et en conformité avec les conditions du contrat de filmage.

Les exemplaires originaux dont la couverture en pepler est imprimée sont filmés en commençant par le premier plat et en terminant soit par la dernière page qui comporte une empreinte d'impression ou d'illustration, soit par le second plat, selon le cas. Tous les autres exemplaires originaux sont filmés en commençant par la première page qui comporte une empreinte d'impression ou d'illustration et en terminent par la dernière page qui comporte une telle empreinte.


Un des symboles suivants apparaîtra sur la dernière image de chaque microfiche, selon le cas: le symbole  $\rightarrow$  signifie "A SUIVRE", le symbole  $\nabla$  signifie "FIN".

Les cartes, planches, tableaux, etc., peuvent être filmés à des taux de réduction différents. Lorsque le document est trop grand pour être reproduit en un seul cliché, il est filmé à partir de l'angle supérieur gauche, de gauche à droite, et de haut en bas, en prenant le nombre d'images nécessaire. Les diagrammes suivants illustrent la méthode.



# MICROCOPY RESOLUTION TEST CHART

(ANSI and ISO TEST CHART No. 2)



**APPLIED IMAGE Inc**

1653 East Main Street  
Rochester, New York 14609 USA  
(716) 482-0300 - Phone  
(716) 288-5989 - Fax

Ma  
bu  
hol  
the  
ext

types  
howe  
devel

If yo

---

J. H.

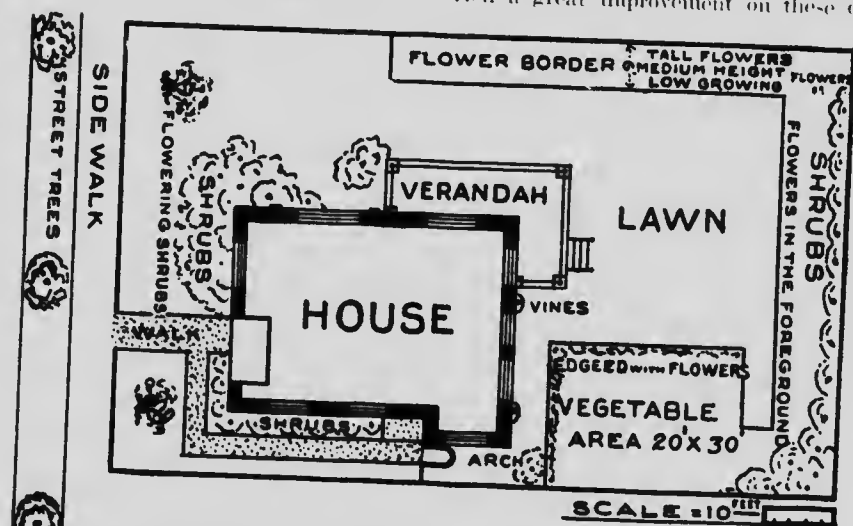
# PLANNING THE HOME LOT.

BY

F. E. BUCK, B.S.A.,

*Assistant to the Dominion Horticulturist.*

At some time or another every person thinks of the possibility of owning a home. Many people, moreover, especially in new countries like Canada, actually plan and build their own houses. A house, however, does not constitute a home. The "cottage homes" or the "stately homes" of history and of song are places which have achieved their reputation and have become dear to memory chiefly because of their delightful external features. The modern house is often a great improvement on these older



**SIMPLE PLAN FOR A TOWN LOT 66' X 110'**

type: both from the standpoint of architecture and convenience. It frequently lacks, however, in charm and simple artistic beauty because its surroundings are poorly developed.

Are you a householder who owns a house and lot, but have never made it a home? If you are, you have missed a chance to increase the cash value of your property, and

## **DOMINION EXPERIMENTAL FARMS.**

J. H. GRISDALE, B.Agr.,  
Director.

W. T. MACOUN,  
Dominion Horticulturist

**EXHIBITION CIRCULAR No. 39.**

(Revised January, 1916)

more important still you have missed the pleasures obtainable only from a delightful home. Homes attractive, pleasing, convenient, profitable and "homelike" are twentieth century homes. The homes of nations in the van of the world's progress. If your home is not of that type, why not?

### Home Development a Good Hobby.

Development of the home surroundings affords a splendid hobby. A hobby which is good exercise and often real work too, but always of a character which gives an abundant reward. Should you not own a home, but rent it only, its development will still amply repay you. The time and money spent will be well spent. What you need Mr. Homemaker is a good start at the real thing and you will never regret it. Do you know any one who does?

### When to Start.

Real home making may be commenced at any period of the year. The winter for instance affords a fine opportunity to make simple plans and outline a policy for the coming season. A simple plan on paper, drawn to scale, is not essential but it will help to hold you down to the practicable and save you subsequent disappointment perhaps.

### Minimum Requirements.

The minimum requirements of simple yet attractive homes are in most cases three or four in number, for instance:—

1. In most cases a good lawn.
2. Some simple shrubs and flowers.
3. Two or three trees.
4. An area for vegetable or flower garden.

Many other features might be suggested, some to take the place of these mentioned, others to supplement them. Everything will depend on the situation, location and size of the lot. The accompanying plan is one suggested for a home where the owner's time is limited. Its plan and planting arrangement will involve the very minimum amount of labour and expense in its upkeep.

### How to Proceed.

The first consideration in most cases is a good lawn. Around every house a good lawn is like a good carpet in a room. It should be well made and well kept. It should not be cut into by walks more than possible, and flowers are more easily tended and will produce far better effects when placed in borders at its boundaries, rather than in prominent beds in central places where they rob the lawn of much of its charm. A lawn broken up by flower beds generally looks smaller than it actually is. In exceptional cases a flower bed on the lawn is helpful and artistically pleasing. Information on making and caring for the lawn may be obtained, on application, from the Central Experimental Farm, Ottawa.

The second consideration is that of the permanent features on the lawn, such as shrubs, trees, etc. Flowering shrubs cannot be too highly recommended. They are useful around all types of houses and public buildings. Their beauty is unquestioned and they are the true furnishings of the "out-of-doors living room." They are most useful and effectively placed when planted in groups of three or four, close to the house as shown on the plan. In such positions they help to make the house and grounds a harmonious whole and a pleasing picture. Other good positions for shrubs are by boundary fences and in the corners of the lot. As single specimens such shrubs as the Hydrangea, the Smoke tree and others of similar habits always look well planted in some permanent but suitable position in the foreground of the lawn area



### What about Flowers?

There are two large classes of flowers to choose from, those the seed of which has to be sown each year and those which once they are started last for many years. Known in gardening terms as Annuals and Perennials. For flower borders down the side of the house or at the boundaries of the lot close to a hedge or fence the perennial flowers will be found more satisfactory. The heights and habits of such plants must be known in order to arrange them successfully, and information on this point may be obtained from the Central Farm at Ottawa.

The "Annuals," however, contain so many of the very best flowers that some of these flowers should be grown also. Every garden should have in it some of the old favourites like Sweet Peas, China Asters, Mignonette, Nasturtiums, and others. Often a part of the lot at the rear of the house may be given up for such flowers. They are splendid for cutting for table decorations. In some cases when used in the foreground to a small vegetable garden they will make it attractive and will always do well in soil which will grow vegetables successfully.

### Shade and Ornamental Trees.

A lot which is large enough to accommodate a good shade tree or two is most desirable. Generally, however, it is wiser not to attempt to plant large shade trees on the average size city lot. The smaller size ornamental trees like the Mountain Ash, Flowering Crab Apple, Siberian Pea tree or some suitable evergreen tree are more suitable and will generally provide some shade as well. Shade trees as street trees are most desirable, but the roots of such trees when planted on the lot itself, rob other plants of too much food and moisture. It is difficult to get plants to do well near trees for this reason. The bulletin on "The Planting and Care of Shade Trees" gives lists of suitable trees for planting around the home, and full instructions on how to plant trees or shrubs.

### Hints on Sowing Seed.

Seeds to germinate properly must be sown in fine friable and fairly moist soil. Shade must be provided for the first two or three weeks. It is a good plan to start seeds in flats or pots, in the house or a hot-bed. Seed should be covered about three or four times the depth of its diameter. That is, fine seed is just covered with fine soil while larger seed is sown from one-eighth to one-half inch deep, according to size. The soil must not be allowed to dry out and water must be applied with care and caution. Several slightly different methods will bring equal success, as there is no trick in successfully growing most flowers from seed. After the seedlings are several inches high they should be transplanted. Some flowers may be raised successfully by sowing the seed outdoors as sweet peas are sown. Transplanting is not necessary in such cases. At the time of transplanting the seedlings it is well to remember that you will have greater success if the work is done in the evening or on a dull day. After they are pricked out water well. This prevents wilting and hastens growth. About the middle of April is a good time to start seed indoors. For outside sowing, sow as soon as the ground is dry enough, or about the first and second weeks of May will give good results.

### Shrubs, Trees, and Easily-grown Flowers for Home Surroundings.

#### Beautiful Shrubs—

For early spring bloom—Snow Garland (*Spiraea arguta*), Sweet Scented Currant (*Ribes aureum*), Lilacs.

For spring and summer—Van Houttei's Spiraea, Mock Orange (*Philadelphus*), Honeysuckles.

For late summer and autumn effects—Japanese Rose (*Rosa rugosa*), *Hydrangea paniculata*, Japanese Barberry.

Evergreen shrubs—Japanese Cypress (*Retinospora*), Japanese Yew, Junipers.

*Ornamental Trees—*

Small trees—Siberian Pea Tree, Mountain Ash, Flowering Crab Apple.  
 Large trees—Weeping Cutleaved Silver Maple, Purple Leaved Norway Maple,  
 Lindens (Basswoods).  
 Evergreens—White or Norway Spruce, Rocky Mountain Blue Spruce, Pines.  
 Small evergreen trees—Siberian Arborvitae, Pyramidal Arborvitae, Dwarf Pines.

*Perennial Flowers—*

Bulbs for spring effects—Crocus, Narcissus, Tulips.  
 Flowers for early spring—Columbines, Bleeding-heart, Oriental Poppy.  
 Flowers for spring—Iris, Peonies, Day Lilies.  
 Flowers for early summer—Pinks, Foxgloves, Delphiniums, Hollyhocks.  
 Flowers for summer—Coreopsis, Blanket Flower, Shasta Daisy, Lilies.  
 Flowers for late summer—Phloxes, Rose Mallows, Sunflowers.  
 Flowers for autumn—Japanese Anemones, Perennial Asters, Heleniums.

*Vines for House and Porch—*

For the house—Self-fastening Virginian Creeper.  
 For porch or verandah—Climbing Bitter Sweet, Dutchman's Pipe Vine.  
 For trellis-work or fence—Native or Japanese Clematis.

*Annual Vines—*

Cup and Saucer Vine, Canary Bird Vine, Ecermocarpos, also Sweet Peas, Nasturtiums and Morning Glories.

*Annual Flowers—*

Low growing—Pansy, Verbena, Drummond Phlox.  
 Medium height—Sump-Dragons, Ten-Week Stocks, China Asters.  
 Medium height also, if room—Petunias, Zinnias, Pin Cushion Flower.  
 Tall varieties—Cosmos, Salpiglossis, Everlasting Flowers.

*Roses—*

Six useful garden varieties—Frau Karl Druschki (white), Madame Ravary (yellow), Mrs. John Laing (pink), Ulrich Brunner (cherry red), Hugh Dickson (brilliant crimson), Etoile de France (velvety crimson).

**Hardy Trees, Shrubs, and Flowers for the Prairie Provinces.***Some of the most ornamental trees—*

Cut-leaved Birch, American Mountain Ash, Green Ash, Manitoba Maple, Siberian Pea Tree, Siberian Crab Apple, Poplar, American Elm, Tamarack. In the southern parts, Basswood and Soft Maple are hardy.

*Evergreens—*

Blue Spruce, White Spruce, Lodgepole Pine, White Cedar or Arbor-vita, Dwarf Mountain Pine, Savin Juniper.

*Some good shrubs—*

Bush Honeysuckles, Bush caragana, Lilacs (several species), High Bush Cranberry, Spiraeas (several varieties), Saskatoon Berry, Missouri or Golden Currant, Cotoneaster, Siberian Dogwood, Roses, Japanese, native, and some of the hardiest hybrid perpetuals.

Most of the perennial flowers mentioned above are hardy when slightly protected, and annuals do well in all parts of the West.

For complete lists, see Central Experimental Farm reports and bulletins.



