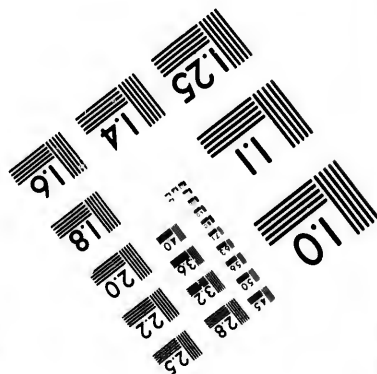
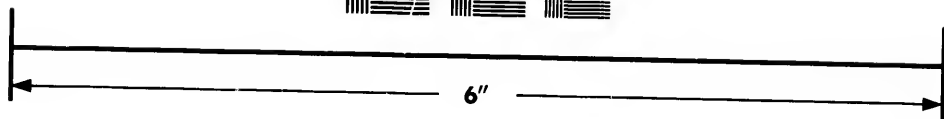



**IMAGE EVALUATION
TEST TARGET (MT-3)**



**Photographic
Sciences
Corporation**

23 WEST MAIN STREET
WEBSTER, N.Y. 14580
(716) 872-4503

10
16
18
20
22
25
28
32
36
40
45
48
52
56
60
64
68
72
76
80
84
88
92
96
100

**CIHM/ICMH
Microfiche
Series.**

**CIHM/ICMH
Collection de
microfiches.**



Canadian Institute for Historical Microreproductions / Institut canadien de microreproductions historiques

10
16
18
20
22
25
28
32
36
40
45
48
52
56
60
64
68
72
76
80
84
88
92
96
100

© 1983

Technical and Bibliographic Notes/Notes techniques et bibliographiques

The Institute has attempted to obtain the best original copy available for filming. Features of this copy which may be bibliographically unique, which may alter any of the images in the reproduction, or which may significantly change the usual method of filming, are checked below.

L'Institut a microfilmé le meilleur exemplaire qu'il lui a été possible de se procurer. Les détails de cet exemplaire qui sont peut-être uniques du point de vue bibliographique, qui peuvent modifier une image reproduite, ou qui peuvent exiger une modification dans la méthode normale de filmage sont indiqués ci-dessous.

- Coloured covers/
Couverture de couleur
- Covers damaged/
Couverture endommagée
- Covers restored and/or laminated/
Couverture restaurée et/ou pelliculée
- Cover title missing/
Le titre de couverture manque
- Coloured maps/
Cartes géographiques en couleur
- Coloured ink (i.e. other than blue or black)/
Encre de couleur (i.e. autre que bleue ou noire)
- Coloured plates and/or illustrations/
Planches et/ou illustrations en couleur
- Bound with other material/
Relié avec d'autres documents
- Tight binding may cause shadows or distortion along interior margin/
La reliure serrée peut causer de l'ombre ou de la distorsion le long de la marge intérieure
- Blank leaves added during restoration may appear within the text. Whenever possible, these have been omitted from filming/
Il se peut que certaines pages blanches ajoutées lors d'une restauration apparaissent dans le texte, mais, lorsque cela était possible, ces pages n'ont pas été filmées.
- Additional comments:/
Commentaires supplémentaires:

- Coloured pages/
Pages de couleur
- Pages damaged/
Pages endommagées
- Pages restored and/or laminated/
Pages restaurées et/ou pelliculées
- Pages discoloured, stained or foxed/
Pages décolorées, tachetées ou piquées
- Pages detached/
Pages détachées
- Showthrough/
Transparence
- Quality of print varies/
Qualité inégale de l'impression
- Includes supplementary material/
Comprend du matériel supplémentaire
- Only edition available/
Seule édition disponible
- Pages wholly or partially obscured by errata slips, tissues, etc., have been refilmed to ensure the best possible image/
Les pages totalement ou partiellement obscurcies par un feuillet d'errata, une pelure, etc., ont été filmées à nouveau de façon à obtenir la meilleure image possible.

This item is filmed at the reduction ratio checked below/
Ce document est filmé au taux de réduction indiqué ci-dessous.

| | | | | | | | | | | | |
|-----|-----|-----|-----|-----|-----|-----|-----|-----|-----|-----|-----|
| 10X | 12X | 14X | 16X | 18X | 20X | 22X | 24X | 26X | 28X | 30X | 32X |
| | | | | | | | | ✓ | | | |

The copy filmed here has been reproduced thanks to the generosity of:

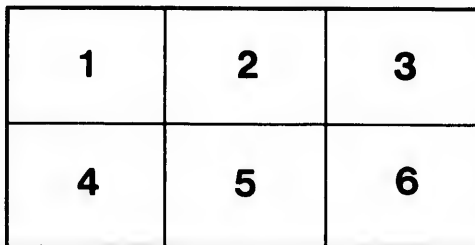
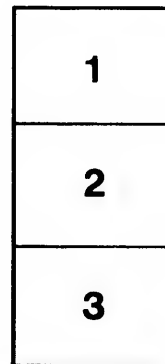
Library of the Public
Archives of Canada

The images appearing here are the best quality possible considering the condition and legibility of the original copy and in keeping with the filming contract specifications.

Original copies in printed paper covers are filmed beginning with the front cover and ending on the last page with a printed or illustrated impression, or the back cover when appropriate. All other original copies are filmed beginning on the first page with a printed or illustrated impression, and ending on the last page with a printed or illustrated impression.

The last recorded frame on each microfiche shall contain the symbol \rightarrow (meaning "CONTINUED"), or the symbol ∇ (meaning "END"), whichever applies.

Maps, plates, charts, etc., may be filmed at different reduction ratios. Those too large to be entirely included in one exposure are filmed beginning in the upper left hand corner, left to right and top to bottom, as many frames as required. The following diagrams illustrate the method:



L'exemplaire filmé fut reproduit grâce à la générosité de:

La bibliothèque des Archives
publiques du Canada

Les images suivantes ont été reproduites avec le plus grand soin, compte tenu de la condition et de la netteté de l'exemplaire filmé, et en conformité avec les conditions du contrat de filmage.

Les exemplaires originaux dont la couverture en papier est imprimée sont filmés en commençant par le premier plat et en terminant soit par la dernière page qui comporte une empreinte d'impression ou d'illustration, soit par le second plat, selon le cas. Tous les autres exemplaires originaux sont filmés en commençant par la première page qui comporte une empreinte d'impression ou d'illustration et en terminant par la dernière page qui comporte une telle empreinte.

Un des symboles suivants apparaîtra sur la dernière image de chaque microfiche, selon le cas: le symbole \rightarrow signifie "A SUIVRE", le symbole ∇ signifie "FIN".

Les cartes, planches, tableaux, etc., peuvent être filmés à des taux de réduction différents. Lorsque le document est trop grand pour être reproduit en un seul cliché, il est filmé à partir de l'angle supérieur gauche, de gauche à droite, et de haut en bas, en prenant le nombre d'images nécessaire. Les diagrammes suivants illustrent la méthode.


re
détails
es du
modifier
er une
filmage

es

errata
l to

t
a pelure,
on à





ABSTRACT
OF THE
C E N S U S
OF
THE POPULATION,
AND OTHER
STATISTICAL RETURNS
OF
PRINCE EDWARD ISLAND.
TAKEN IN THE YEAR
1871.

.....
Under the Act 33d Victoria, Cap. 6.
.....



CHARLOTTETOWN;
REILLY & CO., PRINTERS, PRINCE STREET.
1871.

7A
747
192

To the

The
Island
presen
tion a
turns,
of He

The
mitted
the de
books,
merat

On
address
ernor
a roug
religio
the fa
were
appro
hibite

The
necess
ed in
not ab
Regis
desiro
census
cess,
every
house
ator ;
in Le
envel
suasio
their

REPORT OF THE SUPERINTENDENT OF THE CENSUS RETURNS.

CHARLOTTETOWN,

August 23, 1871.

To the Clerk of the Executive Council :

SIR,—

The results of the Census of Prince Edward Island, taken in the month of April of the present year, are now, after a careful compilation and final revision of all the statistical returns, respectfully submitted for the information of Her Majesty's Government.

The series of prepared tables herewith transmitted, contain an abstract and classification of the details to be found in the accompanying 241 books, as filled in and returned by the 69 enumerators employed in that service.

On the 18th of May last, I had the honor of addressing to His Honor the Lieutenant Governor in Council, a brief preliminary report, or a rough grand total of the population and of the religious denominations, as these appeared on the face of the returns, and before the figures were finally checked and tested—which total approximated very closely to that now exhibited.

The defective state of several of the returns necessitated a longer delay than I had anticipated in the completion of this task ; and although not able to adopt the novel expedient of the Registrar General of Victoria, Australia, who, desirous of making the recent taking of the census of that great Province a thorough success, offered a reward of a half sovereign to every householder who could shew that his household had been overlooked by the enumerator ; nor yet favored, like the same high official in London, with confidential returns in sealed envelopes, of the ages of ladies whom no persuasion nor threats could induce to disclose their years to the enumerator, because of their

personal acquaintance with the latter functionary ; although possessing—I repeat—none of these advantages, still I believe that several important omissions have been supplied, and corrections made, as the result of the newspaper advertisements and circular letters to which I had recourse, in order to attain the desired accuracy and completeness of these returns. The last of these circulars to which I expect a response, having been answered yesterday, I have now, with the efficient aid of my temporary assistant, brought this duty to a close, although in its progress I have been obliged to remove my books, papers and materials, at least three different times, as one apartment after another was required, in succession, for the accommodation of some other branch of the public service, while my last retreat in this Colonial Building is without the least privacy or seclusion, open to all-comers, and especially so to enterprising “ interviewers ” of the press—the whole affording an example of “ the pursuit of knowledge under difficulties ” exceedingly discouraging, and seldom experienced, it is to be hoped, in similar situations.

The value and importance of a correct and reliable census cannot be over estimated, when it is considered that the intention is to ascertain the increase which has taken place in the wealth and resources of the Colony, in its trade and manufactures, and in the productions, especially of its agriculture and fisheries. The undertaking being of the highest importance to the country, and of great interest to each inhabitant, it should have been carefully and accurately performed, and every facility and assistance given to the enumerators in their interesting work ; yet it is certain that in some instances the necessary information was withheld, or only partially supplied. The taking of the Census is a process for the success of which it is neces-

say to obtain the general and cordial co-operation of the people. A penalty may nominally be threatened, but practically, it is never enforced. To give a few instances; in the returns from one Township the remark is made: "Several on this road appeared unwilling to give a full return of statistics, owing to an erroneous impression that the end in view was to impose a tax to meet the expenditure of the railroad." In another Township a householder is represented as "a very great miser, very unwilling to give statistics. I verily believe he had over 600 bushels of oats; he, however, gave in but three hundred bushels." In other cases in the same district, the quantity of butter produced is not returned, with the remark, "cannot tell how much—they ate it all." In another instance the proprietor of well known cloth mills is represented as refusing to give any information whatever, relative to his factory or its products, but instead, hurled anathemas at the head of the enumerator and his employers. Whether this person has been brought to a better frame of mind by a prosecution at the instance of the proper officer, does not appear.

On a comparative view of the present and the last census, discrepancies appear in connection with our fisheries. "Boats owned for fishing purposes" are set down at 1183, while the number to man them is but 1646; and in four different districts the boats exceed the men in number. Again, the "fishing establishments" have doubled in ten years, while the number of men employed is 672 fewer. This may be in part explained by giving all the boats owned by all the individuals combining the occupations of farmer and fisherman, but enumerating in most cases the "men" engaged in fishing, under the category of *farmers*, alone, except of course in the regular fishing establishments.* So, also, in minor details of the population, as well as in some important farming productions, a decrease is shown where a considerable increase should have appeared. The tabular statements will show these more succinctly.

* While going through the press, additional information has been received, marked APPENDIX, explaining that farmers owning boats have not been put down as "men engaged in fishing," hence the disparity between "men" and boats above referred to.

The "General Remarks" appended are given, for the most part, in the words of the returns or slightly abridged to avoid iteration; an exception occurs in one of the Townships where the officer employed intersperses amid his descriptions of the state of the roads, and the aspect of the farms, &c., some lively biographical sketches of certain of the inhabitants of his District, which, although probably possessing some interest to the future local chronicler of "Hardscrabble" and regions adjoining, can have no appreciable value as elements in our public records or Colonial statistics. On this head, a few illustrations may suffice as "curiosities of the Census:"

One settler is described as "a very slack fellow; works at Brickmaking in Summer." A second as "a very poor man—too many small children, including twins." Another, again, "a very greedy man, in rather poor circumstances, raised a large useless family." Also, "two old maids, very nervous about taxation, very well-to do." Another, "a mechanic of a very indifferent kind, came here thirty years ago, a mere pauper, but who is now immensely rich. His daughters dress in nothing less than black silk at the present time." And lastly, another is described as "a man who is death on railroads and railroad men."

Of these extracts, it may be observed, that it has always been conceded that a large family brought up to habits of industry is the poor man's best fortune in the woods of America, as well as the most valuable acquisition to the State. The instance of the "indifferent" mechanic proves the value of this country as a home for the poorest immigrant—both skilled and unskilled labor being sure of meeting with ample encouragement and reward; while in the case of the hostile anti-railroad man, it need only be said that should he not happily be diverted from his destructive purposes, then he who first gave due warning of danger cannot be held answerable for the possible consequences.

In summarizing the contents of these tables, the primary fact to be noticed is the increase of the population since the last numbering in 1861, when it stood at 80,857. The total population of Prince Edward Island in April, 1874, is 94,021, including 323 Miemac Indians; do-

ennial
Total n
16,900
families
ly, 6.34

Relig
Englan
Provinc
total Pt
40,765
Bible C
salists,

Total
5 and
790; n
the past
the Isla
13,750
same, 18

Princ
year:—
Bushels

" B
" O
" P
" T

Tons of
Pounds
Mowing
Stumpin
Haymak
Hay Blo
Mud Di
Threshin
Number

ma
Ditto n
Number
Neat C
Sheep,
Hogs,
Brewing
Tanneri
Grist M
Carding
Saw Mi
Falling
Cloth fa

ended are given, of the returns or taxation; an excess of townships where amidst his deserts, and the assembly biographical inhabitants of his probably possessing an excellent chronicler of our public life. On this head, a "curiosities of a very slack feeling. Summer." A too many small things, again, "a circumstances, Also, "two old tion, very well- tion, very indiffer- a more pau- ly rich. His in black silk at another is de- n railroads and observed, that a large family y is the poor of America, as sition to the "different" me- country as a both skilled meeting with ; while in the man, it need happily be di- poses, then he nger cannot be consequences. f these tables, the increase of ering in 1861, total popula- n April, 1871, e Indians; de-

centennial increase, 13,164, or 16.28 per cent. Total number of males, 47,124; total females, 46,900; excess of males, 221; number of families, 11,841; average number to each family, 6.34.

Religious denominations, viz:—Church of England, 7,220; Presbyterian Church of Lower Provinces, 18,603; Church of Scotland, 10,976; total Presbyterians, 29,579; Roman Catholics, 40,765; Methodists, 8,361; Baptists, 4,371; Bible Christians, 2,709; Quakers, 8; Universalists, 77; other denominations, 931.

Total number of children between the ages of 5 and 16, 25,952; males from 21 to 45, 12,790; males from 21 to 60, 17,558; births in the past year, 2,341; deaths, 941; natives of the Island, 80,271; natives of other countries, 13,750; deaf and dumb, 70; blind, 64; insane, 188.

Principal productions of the soil raised last year:—

| | |
|---|-----------|
| Bushels Wheat, | 269,392 |
| (1417 bus. being winter Wheat) | |
| “ Barley, | 176,441 |
| “ Oats, | 3,128,576 |
| “ Potatoes, | 3,375,726 |
| “ Turnips. | 395,358 |
| Tons of Hay, | 68,349 |
| Pounds of Flax, | 27,282 |
| Mowing Machines, | 1,024 |
| Stumping do., | 133 |
| Haymaking do., | 578 |
| Hay Elevators. | 115 |
| Mud Diggers, | 1,402 |
| Threshing Machines, | 1,607 |
| Number of yards of fulled Cloth manufactured last year, | 159,975 |
| Ditto not fulled. | 428,313 |
| Number of Horses, | 25,329 |
| Neat Cattle, | 62,984 |
| Sheep, | 147,364 |
| Hogs, | 52,514 |
| Brewing & Distilling Establishments, | 11 |
| Tanneries, | 58 |
| Grist Mills, | 145 |
| Carding Mills, | 47 |
| Saw Mills, | 181 |
| Falling and Dressing Mills, | 13 |
| Cloth factories, | 4 |

| | |
|---|----------|
| Churches, | 187 |
| Schoolhouses, | 343 |
| Number of Fishing Establishments, | 176 |
| Barrels of Mackerel cured last year, | 16,017 |
| Ditto Herring or Alewives, | 16,831 |
| Quintals of Codfish or Hake, | 15,649 |
| Pounds of Hake Sounds cured last year, | 12,522 |
| Gallons of Fish Oil made last year, | 11,662 |
| Quantity of preserved Shell and other Fish prepared last year. (lbs.) | 6,711 |
| Salmon taken last year, (value) £368 | 10s. 0d. |
| Number of Fish Barrels manufactured last year, | 42,278 |
| Number of Coopers' Shops, | 65 |
| Number of Boats owned for fishing purposes, | 1,183 |
| Number of men engaged in fishing, | 1,646 |

LAND AND PRODUCE, VIZ :

| | |
|--|---------|
| Number of acres held in fee simple, | 697,598 |
| Increase since 1861, | 241,655 |
| Number of acres held by lease, or agreement for lease, | 279,601 |
| Decrease, | 127,568 |
| Number of acres held by verbal agreement, | 20,931 |
| Decrease, | 17,509 |
| No. of acres held by occupants being neither freeholders nor leaseholders, | 30,110 |
| Decrease, | 34,526 |
| Number of acres of arable land held by all families, | 445,103 |
| Increase, | 76,975 |
| Wheat raised, decrease in bushels since 1861, | 78,180 |
| Barley, do , | 46,754 |
| Oats, increase, do., | 909,998 |
| *Potatoes, increase, do., | 803,391 |
| Turnips, increase, do., | 46,574 |
| Buckwheat raised last year, bush., | 75,109 |
| Do., increase, do., | 24,982 |
| Clover Seed, bush , | 3,219 |
| Timothy Seed, do., | 8,645 |
| Hay, increase in tons, | 37,260 |
| Lime Kilns, increase, | 68 |
| Brick Kilns, do., | 11 |

*A typographical error in some uncorrected copies of the last census, of 409,099 bushels of potatoes in excess, leaves the true increase this year at 803,391 bushels. In the number of Hogs in the same census, a like error occurs—the real total then being 38,553, giving an increase, as above, of 13,961.

| | |
|----------------------------------|---------|
| Mackerel, barrels of, increase, | 8,881 |
| Herring and Alew. pes, decrease, | 5,584 |
| Codfish, quintals, decrease, | 24,126 |
| Fish Oil, decrease in gallons, | 5,947 |
| Cheese, increase in lbs., | 46,290 |
| Butter, do., | 270,451 |
| Fulled Cloth, increase in yards, | 28,035 |
| Not fulled, do., | 124,636 |
| Horses, increase, | 6,564 |
| Neat Cattle, do., | 2,972 |
| Sheep, do., | 40,119 |
| Hogs, do., | 13,961 |
| Churches, increase, | 31 |
| Schoolhouses, do., | 41 |
| Threshing Machines, do., | 751 |

Products and articles not enumerated in the Census of 1861, viz:—

| | |
|---------------------------------|--------|
| Bushels Beans raised last year, | 584 |
| Bush. Peas, do., | 741 |
| Bush. Vetches, do., | 32½ |
| Pounds Flax, do., | 27,282 |
| Sewing Machines, | 644 |
| Pianos, Melodeons and Organs, | 479 |

From the foregoing summary it will be seen that Agriculture is the largest interest of the Colony, involving more than any other branch of industry, the labor, the wealth, and the welfare of the people; and the facts furnished each decade by the Census, concern alike producers and consumers, mechanics and all engaged in commerce. This is the great material interest of the country by which all others thrive, and which has the right to demand the constant and chief regard of the Legislature.

The schedules of the next census—the enumerators being first most carefully selected—

should embrace with entire accuracy all the conditions, proceeds and results of the industry of the country at large. The materials gathered in this numbering, despite the imperfections pointed out, afford a good basis for future comparison. And if the future of Prince Edward Island, in view of the intelligence and energy of her farmers, her public free schools, her agricultural associations, her free press, and the expanding and humanizing influences of her institutions, shall continue to exhibit the same steady progress which we find in the past, then the results of each succeeding census, dry and uninteresting as they may seem to those who see in them but mere columns of figures, may teach lessons not simply of political economy, but of daily duty, the benefits of which shall be reaped alike by the present and future generations. And encouraged by the fact that inventive genius and mechanical skill are rapidly introducing improved machinery, overcoming the chief difficulty of the farmer in the high price and scarcity of labor, there are those now living who may witness the productions of our soil trebled and quadrupled, affording abundant wholesome food and healthy employment to teeming thousands in this Garden of the Gulf, which has been given to man to dress and to keep it.

JOHN McNEILL,
Supt. of Census Returns.

NOTE.—In the following tables appear three separate columns—following the Schedule in the Act—for the quantity “of cloth manufactured” last year; the *last* of these is superfluous and unreliable; the *first two* columns devoted respectively to the number of yards of cloth “fulled” and “not fulled,” contain the total of these articles.

... all the con-
the industry of
erials gathered
imperfections
or future com-
Prince Edward
eeo and energy
e schools, her
press, and the
nences of her
hibit the samo
l in the past,
ceding census,
may seem to
ere columns of
ply of political
enefits of which
sent and future
by the fact that
skill are rapid-
ery, overcoming
er in the high
e are those now
roductions of our
ording abundant
employment to
en of the Gulf,
to dress and to

EILL,
Census Returns.

... bear three separate
Act—for the quan-
; the list of these i-
eo columns devoted
cloth "filled" and
articles.

Grand Total—Abstract of the Population Returns of P. E. Island—1871.

| MALES. | | FEMALES. | | INDIANS. | |
|--------|--|----------|--|----------|--------------|
| 13279 | From 5 to 16 | 12673 | From 5 to 16 | 151 | Males |
| 5633 | From 16 to 21 | 6334 | From 16 to 21 | 172 | Females |
| 12790 | From 21 to 45 | 13672 | From 21 to 45 | 93698 | Total number |
| 4768 | From 45 to 60 | 4122 | From 45 to 60 | | |
| 2952 | Upwards of 60 | 2439 | Upwards of 60 | | |
| 7188 | Under 5 years | 7188 | Under 5 years | | |
| 1937 | England. | 1937 | England. | | |
| 4128 | Scotland. | 4128 | Scotland. | | |
| 3712 | Ireland. | 3712 | Ireland. | | |
| 3246 | British Provinces. | 3246 | British Provinces. | | |
| 80271 | Prince Edward Island. | 80271 | Prince Edward Island. | | |
| 384 | Other countries. | 384 | Other countries. | | |
| 47121 | Total No. of Males | 46900 | Total No. of Females | | |
| 14811 | No. of families | 94021 | Population in 1871 | | |
| 62699 | Population in 1848 | 62699 | Population in 1848 | | |
| 71496 | Population in 1855 | 71496 | Population in 1855 | | |
| 80857 | Population in 1861 | 80857 | Population in 1861 | | |
| 13279 | Increase since 1861 | 13279 | Increase since 1861 | | |
| 55 | Decrease since 1861 | 55 | Decrease since 1861 | | |
| 1548 | Under 5 years | 13279 | From 5 to 16 | | |
| 5633 | From 16 to 21 | 5633 | From 16 to 21 | | |
| 12790 | From 21 to 45 | 12790 | From 21 to 45 | | |
| 4768 | From 45 to 60 | 4768 | From 45 to 60 | | |
| 2952 | Upwards of 60 | 2952 | Upwards of 60 | | |
| 7188 | Under 5 years | 7188 | Under 5 years | | |
| 12673 | From 5 to 16 | 12673 | From 5 to 16 | | |
| 6334 | From 16 to 21 | 6334 | From 16 to 21 | | |
| 13672 | From 21 to 45 | 13672 | From 21 to 45 | | |
| 4122 | From 45 to 60 | 4122 | From 45 to 60 | | |
| 2439 | Upwards of 60 | 2439 | Upwards of 60 | | |
| 70 | Deaf and Dumb | 70 | Deaf and Dumb | | |
| 61 | Blind | 61 | Blind | | |
| 46349 | No. not Vaccinated nor had Small Pox | 46349 | No. not Vaccinated nor had Small Pox | | |
| 26320 | Married | 26320 | Married | | |
| 67378 | Single | 67378 | Single | | |
| 188 | Insane | 188 | Insane | | |
| 650 | Married last year | 650 | Married last year | | |
| 911 | Deaths last year | 911 | Deaths last year | | |
| 2344 | Births last year | 2344 | Births last year | | |
| 93698 | Total number | 93698 | Total number | | |
| 151 | Males | 151 | Males | | |
| 172 | Females | 172 | Females | | |
| 7220 | Members of the Church of England | 7220 | Members of the Church of England | | |
| 18603 | Presbyterian church of lower Provinces | 18603 | Presbyterian church of lower Provinces | | |
| 10976 | Kirk of Scotland | 10976 | Kirk of Scotland | | |
| 40442 | Roman Catholics | 40442 | Roman Catholics | | |
| 8361 | Methodists | 8361 | Methodists | | |
| 4371 | Baptists | 4371 | Baptists | | |
| 2709 | Bible Christians | 2709 | Bible Christians | | |
| 8 | Quakers | 8 | Quakers | | |
| 77 | Universalists | 77 | Universalists | | |
| 931 | Other Denominations | 931 | Other Denominations | | |

Grand Total—Abstract of Statistical

| No. of persons holding Land of | | | No. Acres held | PRODUCE RAISED DURING THE PAST YEAR. |
|--------------------------------|----------------|---------------|----------------|--------------------------------------|
| First quality | Second quality | Third quality | | |
| 3894 | | | | |
| 6125 | | | | |
| 1493 | | | | |
| 697598 | | | | |
| 279661 | | | | |
| 20931 | | | | |
| 30110 | | | | |
| 445103 | | | | |
| 267915 | | | | |
| 14474 | | | | |
| 176441 | | | | |
| 3129576 | | | | |
| 751094 | | | | |
| 2411 | | | | |
| 3219 | | | | |
| 8645 | | | | |
| 3375726 | | | | |
| 395338 | | | | |
| 59924 | | | | |
| 23141 18 | | | | |
| 68349 | | | | |
| 584 | | | | |
| 7414 | | | | |
| 324 | | | | |

Grand Total—Abstract of Statistical

| | |
|----------|---|
| 25514 | No. of hogs |
| 187 | No. of churches |
| 343 | No. of school houses |
| 11 | No. of brewing and distilling establishments. |
| 58 | No. of tanneries |
| 197031 | Pounds of leather manufactured last year |
| 69339 | Pounds of tobacco manufactured last year |
| 176 | No. of fishing establishments |
| 16047 | No. of barrels of mackerel cured last year |
| 16831 | do. Herrings or Alewives. |
| 15649 | No. of quintals of cod fish or hake cured last year |
| 1183 | No. of boats owned for fishing purposes |
| 14672 | Gallons of fish oil made last year |
| 1646 | No. of men engaged in fishing |
| 42278 | No. of fish barrels manufactured last year |
| 65 | No. of cooper's shops |
| 12522 | Pounds of hake sounds cured last year |
| 6711 lbs | Quantity of preserved shell and other fish prepared last year |

act of Statistical Returns of P. E. Island, 1871.

ED DURING THE PAST YEAR.

| | |
|----------|--|
| 8645 | Bushels of timothy seed |
| 3375726 | Bushels of potatoes |
| 385358 | Bushels of turnips |
| 59924 | Bushels of other roots |
| 29141 1s | Apples and other fruit, (value) |
| 68349 | Tons of hay |
| 581 | Bushels of beans |
| 7414 | Bushels of peas |
| 324 | Bushels of vetches |
| 27282 | Pounds of flax |
| 8 | No. of flax manufactories |
| 32952 | No. of acres covered with shell manure |
| 15719 | No. of acres covered with lime |
| 15524 | Pounds of cheese made last year |
| 981939 | Pounds of butter made last year |
| 1692 | No. of fanning mills |
| 1024 | No. of mowing machines |
| 133 | No. of stamping machines. |
| 578 | No. of hay-making machines |
| 115 | No. of hay elevators |
| 1402 | No. of mud diggers |
| 2509 | No. of other useful machines |
| 14295 | No. of carts, trucks, & truck-waggons |
| 24884 | No. of riding-waggons and carriages, wood-sleds and jaunting-sleighs |
| 159975 | No. of yards of filled cloth manufactured last year |
| 428313 | do. not filled |
| 1607 | No. of threshing machines |
| 25329 | No. of horses |
| 62984 | No. of neat cattle |
| 147364 | No. of sheep |

act of Statistical Returns of P. E. Island, 1871.

| | |
|----------|---|
| 10610 | cured last year |
| 1183 | No. of boats owned for fishing purposes |
| 116f2 | Gallons of fish oil made last year |
| 1646 | No. of men engaged in fishing |
| 42278 | No. of fish barrels manufactured last year |
| 65 | No. of cooper's shops |
| 12522 | Pounds of hake sounds cured last year |
| 6711 lbs | Quantity of preserved shell and other fish prepared last year |
| 368 10 | Salmon taken last year, (value) |
| 145 | No. of grist mills |
| 47 | No. of carding mills |
| 181 | No. of saw mills. |
| 13 | No. of fulling and dressing mills |
| 139 | Number of shingle and lath mills. |
| 12 | No. of steam engines for mechanical and other purposes |
| 116 | No. of lime kilns |
| 59787 | No. of barrels of lime made last year |
| 29 | No. of brick kilns |
| 1556245 | No. of bricks manufactured last year |
| 1207 | No. of carriages and sleighs manufactured last year |
| 4 | No. of cloth factories |
| 644 | No. of sewing machines |
| 479 | No. of pianos, melodeons, and organs |

MILLS, whether driven by water steam or horse power.

Abstract of the Returns of the Popul

| ELECTORAL DISTRICTS, &c. | Number of Families | MALES. | | | | | | FEMALES | | | | | |
|--------------------------------|--------------------|----------------|---------------|---------------|---------------|---------------|---------------|---------------|--------------|---------------|---------------|---------------|------|
| | | Under 5 years | From 5 to 16. | From 16 to 21 | From 21 to 45 | From 45 to 60 | Upwards of 60 | Under 5 years | From 5 to 16 | From 16 to 21 | From 21 to 45 | From 45 to 60 | |
| | | PRINCE COUNTY. | 1281 | 821 | 1169 | 476 | 1189 | 366 | 205 | 777 | 1105 | 510 | 1114 |
| First District, | 717 | 423 | 688 | 260 | 686 | 179 | 123 | 429 | 640 | 287 | 638 | 111 | |
| Second District, | 822 | 488 | 765 | 293 | 694 | 275 | 171 | 443 | 737 | 314 | 756 | 122 | |
| Third District, | 1018 | 559 | 888 | 329 | 880 | 297 | 232 | 571 | 905 | 378 | 935 | 157 | |
| Fourth District, | 512 | 339 | 464 | 183 | 525 | 190 | 71 | 298 | 521 | 253 | 539 | 111 | |
| Total, | 4110 | 2630 | 3974 | 1541 | 3974 | 1307 | 802 | 2512 | 3908 | 1742 | 3982 | 1010 | |
| KING'S COUNTY. | 964 | 370 | 766 | 316 | 845 | 300 | 191 | 327 | 672 | 354 | 899 | 212 | |
| First District, | 845 | 365 | 766 | 299 | 728 | 285 | 185 | 358 | 651 | 334 | 806 | 212 | |
| Second District, | 845 | 432 | 873 | 319 | 754 | 259 | 184 | 380 | 742 | 354 | 801 | 212 | |
| Third District, | 806 | 480 | 862 | 319 | 714 | 310 | 183 | 452 | 792 | 396 | 786 | 212 | |
| Fourth District, | 200 | 69 | 135 | 67 | 159 | 50 | 36 | 58 | 154 | 83 | 168 | 41 | |
| G. Town & Royalty, | 3660 | 1716 | 3402 | 1380 | 3200 | 1210 | 779 | 1575 | 3011 | 1521 | 3460 | 1111 | |
| Total, | 964 | 370 | 766 | 316 | 845 | 300 | 191 | 327 | 672 | 354 | 899 | 212 | |
| QUEEN'S COUNTY. | 1438 | 748 | 1354 | 513 | 1218 | 420 | 301 | 751 | 1220 | 570 | 1291 | 411 | |
| First District, | 1331 | 660 | 1163 | 569 | 1121 | 462 | 276 | 649 | 1151 | 624 | 1106 | 411 | |
| Second District, | 1212 | 611 | 1113 | 517 | 1055 | 472 | 269 | 527 | 1102 | 580 | 1101 | 411 | |
| Third District, | 1264 | 625 | 1164 | 473 | 1046 | 427 | 300 | 590 | 1115 | 600 | 1221 | 411 | |
| Fourth District, | 1526 | 558 | 1109 | 640 | 1176 | 470 | 225 | 584 | 1163 | 697 | 1514 | 411 | |
| Ch. Town & Royalty | 6771 | 3202 | 5903 | 2712 | 5616 | 2251 | 1371 | 3104 | 5751 | 3071 | 6230 | 2111 | |
| Total, | 14841 | 7548 | 13279 | 5633 | 12790 | 4768 | 2952 | 7188 | 12673 | 6331 | 13672 | 4111 | |
| Total, P. E. Island | | | | | | | | | | | | | |

Grand Total—Abstract of the Population Return

| ELECTORAL DISTRICTS, &c. | Members of the Church of Eng- land | | Presbyterian church of lower Provinces | Kirk of Scotland | Roman Catholics | Methodists | Baptists | Bible Christians | Quakers | Universalists | Other Denominations | NATIVES OF | | | | | |
|--------------------------------|---------------------------------------|----------|---|------------------|-----------------|------------|----------|------------------|---------|---------------|---------------------|------------|-------------------|----------------------|-----------------|-------|--|
| | England | Scotland | | | | | | | | | | Ireland | British Provinces | Prince Edward Island | Other countries | | |
| PRINCE COUNTY. | 668 | 1296 | 90 | 5502 | 433 | 59 | 127 | 2 | 4 | 10 | 110 | 76 | 215 | 393 | 7383 | 111 | |
| First District, | 589 | 1300 | 71 | 1363 | 374 | 95 | 718 | 1 | 6 | 142 | 77 | 100 | 132 | 4120 | 8 | 111 | |
| Second District, | 286 | 1361 | 95 | 3255 | 170 | 88 | 25 | 1 | 19 | 42 | 67 | 61 | 120 | 5003 | 7 | 111 | |
| Third District, | 232 | 1421 | 680 | 2007 | 1561 | 657 | 12 | 110 | 149 | 166 | 112 | 362 | 161 | 5585 | 14 | 111 | |
| Fourth District, | 767 | 658 | 123 | 1340 | 349 | 143 | 14 | 225 | 140 | 94 | 56 | 62 | 211 | 3078 | 30 | 111 | |
| Total, | 2542 | 5739 | 1059 | 13467 | 2887 | 1042 | 896 | 6 | 10 | 386 | 554 | 418 | 803 | 1047 | 25 | 69 | |
| KING'S COUNTY. | 56 | 411 | 22 | 4502 | 31 | 416 | 1 | | | 44 | 30 | 129 | 108 | 161 | 5042 | 37 | |
| First District, | 192 | 1101 | 74 | 3383 | 50 | 65 | 19 | | | 5 | 48 | 172 | 195 | 183 | 4563 | 21 | |
| Second District, | 161 | 789 | 886 | 2862 | 207 | 495 | 61 | | | 45 | 106 | 411 | 254 | 196 | 4527 | 12 | |
| Third District, | 117 | 2513 | 624 | 1683 | 426 | 263 | 572 | | | 9 | 162 | 121 | 625 | 148 | 248 | 4636 | |
| Fourth District, | 156 | 52 | 272 | 517 | 10 | 5 | 3 | | | 11 | 15 | 41 | 44 | 179 | 772 | 21 | |
| G. Town & Royalty, | 712 | 5199 | 1878 | 12377 | 724 | 1238 | 656 | | | 9 | 267 | 320 | 1381 | 746 | 970 | 19510 | |
| Total, | | | | | | | | | | | | | | | | | |
| QUEEN'S COUNTY. | 990 | 316 | 106 | 2213 | 913 | 313 | 20 | 1 | 1 | 60 | 156 | 794 | 524 | 129 | 7425 | 111 | |
| First District, | 870 | 1589 | 1448 | 2720 | 695 | 776 | 309 | | | 62 | 269 | 391 | 246 | 80 | 7499 | 111 | |
| Second District, | 321 | 756 | 1037 | 4188 | 911 | 115 | 326 | | | 29 | 191 | 181 | 532 | 98 | 6971 | 7 | |
| Third District, | 278 | 1384 | 3391 | 2119 | 410 | 331 | 230 | | | 22 | 82 | 54 | 717 | 211 | 177 | 7070 | |
| Fourth District, | 1507 | 499 | 1103 | 3328 | 1791 | 256 | 272 | | | 1 | 5 | 45 | 410 | 216 | 6567 | 153 | |
| Ch. Town & Royalty | 3966 | 7665 | 8039 | 14598 | 4750 | 2091 | 1157 | | | 2 | 28 | 278 | 1083 | 2329 | 2163 | 1229 | |
| Total, | 7220 | 18603 | 10976 | 40442 | 8361 | 1371 | 2709 | | | 8 | 77 | 931 | 1957 | 1128 | 3712 | 3246 | |
| Total, P. E. Island | | | | | | | | | | | | | | | | | |

eturns of the Population of P. E. Island, 1871.

| | | FEMALES | | | | | | | | | | | | | | INDIANS | | | | |
|----|------|---------------|---------------|--------------|---------------|---------------|---------------|---------------|---------------|-------|-----------------------------------|---------|--------|--------|------------------------------|-----------------------------|-----------------------------|--|-------|---------|
| | | Upwards of 60 | Under 5 years | From 5 to 16 | From 16 to 21 | From 21 to 45 | From 45 to 60 | Upwards of 60 | Deaf and Dumb | Blind | Not vaccinated nor had Small Pox. | Married | Single | Insane | Married during the past year | Deaths during the past year | Births during the past year | Total No. in each family, including servants and apprentices | Males | Females |
| 96 | 205 | 777 | 1105 | 510 | 1114 | 205 | 164 | 9 | 1 | 5440 | 2459 | 5732 | 22 | 18 | 71 | 192 | 8191 | | | |
| 99 | 123 | 420 | 640 | 287 | 638 | 150 | 85 | 1 | | 3206 | 1226 | 3353 | 6 | 17 | 39 | 140 | 4579 | 7 | 15 | |
| 75 | 171 | 443 | 737 | 311 | 756 | 242 | 125 | 9 | 2 | 4042 | 1574 | 3729 | 12 | 28 | 58 | 182 | 5303 | 22 | 13 | |
| 97 | 232 | 571 | 905 | 378 | 935 | 271 | 182 | 3 | 1 | 2273 | 2074 | 4356 | 7 | 37 | 68 | 176 | 6130 | 11 | 18 | |
| 90 | 71 | 298 | 521 | 253 | 539 | 117 | 61 | 1 | 3 | 1390 | 1032 | 2529 | 4 | 11 | 31 | 120 | 3561 | 1 | | |
| 97 | 802 | 2512 | 3908 | 1742 | 3982 | 1075 | 617 | 23 | 7 | 16351 | 8365 | 19699 | 51 | 111 | 267 | 816 | 28064 | 114 | 124 | |
| 96 | 191 | 327 | 672 | 354 | 899 | 281 | 183 | 2 | 8 | 1667 | 1578 | 3932 | 12 | 86 | 56 | 89 | 5510 | 2 | 2 | |
| 85 | 185 | 358 | 651 | 334 | 800 | 266 | 146 | 4 | 4 | 2368 | 1328 | 3861 | 10 | 18 | 32 | 118 | 5189 | | | |
| 50 | 184 | 380 | 742 | 354 | 801 | 259 | 149 | 6 | 15 | 2306 | 1444 | 4062 | 11 | 32 | 73 | 146 | 5506 | | | |
| 10 | 183 | 452 | 792 | 396 | 786 | 305 | 140 | 4 | 7 | 2975 | 1661 | 4138 | 13 | 37 | 59 | 150 | 5799 | 2 | 2 | |
| 50 | 36 | 58 | 154 | 83 | 168 | 48 | 29 | | 1 | 207 | 277 | 779 | | 3 | 5 | 17 | 1056 | | | |
| 10 | 779 | 1575 | 3011 | 1521 | 3460 | 1159 | 617 | 16 | 55 | 9523 | 6288 | 16772 | 46 | 176 | 225 | 520 | 23060 | 4 | 4 | |
| 20 | 301 | 751 | 1220 | 570 | 1291 | 422 | 289 | 8 | 9 | 5571 | 2509 | 5538 | 7 | 35 | 106 | 213 | 9047 | | | |
| 52 | 276 | 649 | 1154 | 624 | 1106 | 454 | 222 | 14 | 6 | 3961 | 2418 | 6042 | 15 | 48 | 85 | 209 | 8460 | 15 | 20 | |
| 72 | 269 | 527 | 1102 | 580 | 1101 | 404 | 232 | 2 | 1 | 3815 | 2206 | 5777 | 3 | 45 | 50 | 175 | 7983 | 12 | 16 | |
| 27 | 300 | 590 | 1115 | 600 | 1221 | 426 | 290 | 5 | 6 | 4659 | 2233 | 6041 | 13 | 77 | 76 | 206 | 8277 | 6 | 8 | |
| 70 | 225 | 584 | 1163 | 697 | 1511 | 482 | 192 | 2 | | 2069 | 2301 | 6506 | 53 | 58 | 134 | 205 | 8807 | | | |
| 51 | 1371 | 3101 | 5751 | 3071 | 6230 | 2188 | 1175 | 31 | 22 | 20075 | 11667 | 30907 | 91 | 263 | 449 | 1008 | 42574 | 33 | 44 | |
| 68 | 2952 | 7188 | 12673 | 6334 | 13672 | 4122 | 2439 | 70 | 64 | 45949 | 26320 | 67378 | 188 | 550 | 941 | 2344 | 93698 | 151 | 172 | |

Population Returns of P. E. Island—1871.

| NATIVES OF | | | | | | | | | | INDIANS INCLUDED. | | | | | | |
|------------|----------|---------|-------------------|----------------------|-----------------|--------------------|----------------------|--------------------|--------------------|--------------------|--------------------|---------------------|---------------------|--|----|--|
| England | Scotland | Ireland | British Provinces | Prince Edward Island | Other countries | Total No. of Males | Total No. of Females | Population in 1871 | Population in 1848 | Population in 1855 | Population in 1861 | Increase since 1861 | Decrease since 1861 | | | |
| 110 | 76 | 215 | 393 | 7583 | 14 | 4233 | 3980 | 8213 | 2943 | 4164 | 5419 | 2794 | | | | |
| 142 | 77 | 100 | 132 | 4120 | 8 | 2132 | 2298 | 4730 | 1988 | 2443 | 3295 | 1525 | | | | |
| 42 | 67 | 61 | 120 | 5003 | 7 | 2708 | 2630 | 5338 | 3660 | 4071 | 4690 | 648 | | | | |
| 166 | 112 | 362 | 161 | 5585 | 14 | 3196 | 3263 | 6459 | 5202 | 5363 | 6639 | 429 | | | | |
| 91 | 56 | 62 | 211 | 3078 | 30 | 1773 | 1789 | 3562 | 1224 | 1511 | 2018 | 1514 | | | | |
| 554 | 448 | 803 | 1047 | 2569 | 73 | 11312 | 13960 | 28302 | 15017 | 17552 | 21401 | 6901 | | | | |
| 30 | 129 | 108 | 161 | 5012 | 37 | 2796 | 2718 | 5514 | 4319 | 4716 | 5099 | 415 | | | | |
| 48 | 172 | 195 | 183 | 4563 | 28 | 2628 | 2561 | 5189 | 3883 | 4068 | 4731 | 455 | | | | |
| 106 | 411 | 254 | 196 | 4527 | 12 | 2821 | 2685 | 5506 | 3226 | 3853 | 4495 | 1011 | | | | |
| 121 | 625 | 148 | 248 | 4636 | 21 | 2930 | 2873 | 5803 | 3348 | 3937 | 4772 | 1031 | | | | |
| 15 | 41 | 41 | 179 | 772 | 5 | 516 | 510 | 1056 | 678 | 768 | 831 | 225 | | | | |
| 320 | 1381 | 746 | 970 | 19510 | 103 | 11691 | 11377 | 23068 | 15475 | 17342 | 19931 | 3137 | | | | |
| 156 | 794 | 521 | 129 | 7425 | 19 | 4554 | 4493 | 9017 | 6430 | 7265 | 8233 | 814 | | | | |
| 269 | 391 | 210 | 80 | 7499 | 11 | 4266 | 4229 | 8495 | 7090 | 7886 | 8550 | | | | 55 | |
| 191 | 181 | 532 | 98 | 6971 | 7 | 4019 | 3662 | 8011 | 6680 | 7236 | 7830 | 181 | | | | |
| 54 | 717 | 241 | 177 | 7070 | 18 | 4011 | 4250 | 8291 | 7190 | 7702 | 8206 | 85 | | | | |
| 410 | 216 | 656 | 745 | 6597 | 153 | 1178 | 4629 | 8807 | 4717 | 6513 | 6706 | 2101 | | | | |
| 1083 | 2329 | 2163 | 1229 | 35562 | 208 | 21088 | 21563 | 42651 | 32107 | 36602 | 39525 | 3181 | | | 55 | |
| 1937 | 4128 | 3712 | 3246 | 80271 | 384 | 47121 | 46900 | 94021 | 62599 | 71496 | 80857 | 13219 | | | 55 | |

Abstract of the Statistical Returns of P.

| ELECTORAL DISTRICTS, &c. | No. of persons holding Land of | | | No. of acres held | | | | No. of acres of arable Land. | Bushels of Wheat. | Bushels of Winter Wheat. | Bushels of Barley. |
|--------------------------------|-----------------------------------|----------------|---------------|-------------------|------------------------------------|---------------------|---|------------------------------|-------------------|-----------------------------|--------------------|
| | First quality | Second quality | Third quality | In fee simple | By lease or agreement for lease | By verbal agreement | As occupants being neither freeholders nor leaseholders | | | | |
| PRINCE COUNTY. | | | | | | | | | | | |
| First District, | 445 | 515 | 111 | 80603 | 13588 | 683 | 208 | 51701 | 33778 | 159 | 7052 |
| Second District, | 314 | 211 | 19 | 36236 | 26112 | 4531 | 916 | 22762 | 18708 | 58 | 4222 |
| Third District, | 196 | 363 | 191 | 48522 | 11557 | 679 | 916 | 35268 | 16915 | 172 | 16639 |
| Fourth District, | 323 | 430 | 70 | 52066 | 27631 | 403 | 1252 | 39667 | 20903 | — | 13923 |
| Fifth District, | 98 | 43 | 5 | 16361 | 2721 | 80 | — | 7533 | 5172 | 150 | 4172 |
| Total, | 1376 | 1622 | 129 | 233788 | 81912 | 6379 | 3322 | 146871 | 95436 | 539 | 45999 |
| KING'S COUNTY. | | | | | | | | | | | |
| First District, | 419 | 320 | 23 | 55662 | 8658 | 1780 | 6912 | 21595 | 11369 | 87 | 17527 |
| Second District, | 138 | 510 | 142 | 53781 | 4652 | 6387 | 7689 | 21859 | 13803 | 53 | 12217 |
| Third District, | 223 | 501 | 73 | 73128 | 2071 | 166 | 1595 | 25193 | 7711 | 80 | 7932 |
| Fourth District, | 143 | 561 | 111 | 49891 | 10185 | 916 | 4170 | 21930 | 12800 | 61 | 6195 |
| Geo'town & Royalty | 62 | 21 | 13 | 5118 | 204 | 290 | — | 2195 | 773 | — | 460 |
| Total, | 1015 | 1919 | 302 | 237583 | 26076 | 9539 | 20276 | 92772 | 46662 | 2334 | 41634 |
| QUEEN'S COUNTY. | | | | | | | | | | | |
| First District, | 251 | 861 | 181 | 45673 | 58961 | 923 | 5270 | 49852 | 29909 | 50 | 19163 |
| Second District, | 583 | 484 | 38 | 47052 | 11932 | 1971 | 657 | 50115 | 42915 | 102 | 26908 |
| Third District, | 263 | 585 | 207 | 39678 | 59001 | 1572 | 100 | 59810 | 29114 | 161 | 22533 |
| Fourth District, | 352 | 695 | 231 | 93681 | 8799 | 510 | 485 | 16831 | 21503 | — | 9737 |
| Ch'town & Royalty, | 51 | 16 | 9 | 113 | 65 | 6 | — | 5832 | 1913 | 359 | 6169 |
| Total, | 1503 | 2551 | 67 | 226227 | 168909 | 3013 | 6512 | 295163 | 125817 | 675 | 85811 |
| Total, P. E. Island | 3891 | 6125 | 1493 | 691598 | 279091 | 29931 | 30116 | 1151965 | 267915 | 14174 | 176441 |
| Total, as per census 1861, | 1073 | 5180 | 1488 | 155912 | 107109 | 28110 | 61636 | 3681273 | 310125 | — | 2231954 |
| Increase, | — | 915 | — | 52416553 | — | — | — | 789734 | — | — | — |
| Decrease, | 179 | — | — | — | 127368 | 17500 | 34526 | — | 78180 | — | 46754 |

NOTE.—In the columns where "increase" and "decrease" both appear blank, no returns were made.

Abstract of the Statistical Returns of P. E. Is.

| ELECTORAL DISTRICTS, &c. | PRODUCE RAISED DURING THE PAST YEAR. | | | | | | | | | |
|--------------------------------|--------------------------------------|-----------------------------------|----------------|-----------------|------------------|--------------------|-----------------|---------------------------|---|--------------------------------|
| | Bushels of other Roots | Apples and other Fruit (value) | Tonnage of Hay | Bushels of Peas | Bushels of Beans | Bushels of Vetches | Tons of Linseed | No. of Flax Manufactories | No. of acres covered with shell Manure | No. of acres covered with Lime |
| PRINCE COUNTY. | | | | | | | | | | |
| First District, | 6 | £ 52 18 0 | 2712 | 194 | 584 | 1 | 1472 | 1 | 23214 | — |
| Second District, | 2464 | 133 11 0 | 3210 | 71 | 864 | 1 | 1103 | 1 | 997 | 267 |
| Third District, | 21 | 61 10 0 | 4622 | 274 | 1134 | — | 2817 | — | 3067 | 173 |
| Fourth District, | 90 | 490 9 0 | 7480 | 29 | 36 | — | 637 | — | 4886 | 1165 |
| Fifth District, | 20 | 7 0 0 | 2209 | 104 | 31 | — | 427 | — | 1108 | 181 |
| Total, | 3834 | 748 11 0 | 20263 | 1604 | 3254 | 24 | 6192 | 2 | 123824 | 1789 |
| KING'S COUNTY. | | | | | | | | | | |
| First District, | 38 | £ 112 16 0 | 3154 | 254 | 7 | — | 5301 | — | 88 | 17 |
| Second District, | 2394 | 134 11 6 | 2386 | 104 | 52 | 8 | 1904 | — | 157 | 4 |
| Third District, | 46 | 61 2 0 | 6686 | 86 | 31 | — | 28223 | — | 4864 | 231 |
| Fourth District, | 113 | 292 4 0 | 2190 | 374 | 44 | — | 1296 | 1 | 246 | 398 |
| Geo'town & Royalty | 176 | 97 10 0 | 382 | 424 | 18 | — | 60 | — | 94 | 20 |
| Total, | 6124 | 698 6 6 | 15098 | 2954 | 1524 | 8 | 11453 | 1 | 10714 | 6734 |
| QUEEN'S COUNTY. | | | | | | | | | | |
| First District, | 2164 | £ 205 7 0 | 7235 | 41 | 204 | — | 1802 | — | 5523 | 11054 |
| Second District, | 199 | 285 17 0 | 10597 | 3 | 101 | 22 | 877 | — | 10029 | 41154 |
| Third District, | 126 | 799 0 0 | 7443 | 28 | 71 | 1 | 998 | — | 2326 | 6494 |
| Fourth District, | 272 | 404 0 0 | 6111 | 48 | 71 | — | 5656 | 5 | 1174 | 519 |
| Ch'town & Royalty | 1183 | 90 0 0 | 1602 | 5 | — | — | 3 | — | 416 | 1022 |
| Total, | 19964 | 1784 4 0 | 32988 | 128 | 2634 | 22 | 93364 | 6 | 19498 | 13256 |
| Total P. E. Island, | 29924 | 3141 1 6 | 683494 | 5814 | 7411 | 324 | 27282 | 9 | 32952 | 15719 |
| Total, as per census, 1861, | — | — | 310884 | — | — | — | — | — | — | — |
| Increase, | — | — | 372604 | — | — | — | — | — | — | — |
| Decrease, | — | — | — | — | — | — | — | — | — | — |

NOTE.—In the columns where "increase" and "decrease" both appear blank, no returns were made.

ical Returns of P. E. Island, 1871.

| No. of acres of arable Land. | PRODUCE RAISED DURING THE PAST YEAR. | | | | | | | | | |
|------------------------------|--------------------------------------|--------------------------|--------------------|------------------|-----------------------|-------------------------|-------------------------|--------------------------|----------------------|---------------------|
| | Bushels of Wheat. | Bushels of Winter Wheat. | Bushels of Barley. | Bushels of Oats. | Bushels of Buckwheat. | Bushels of Indian Corn. | Bushels of Clover Seed. | Bushels of Timothy Seed. | Bushels of Potatoes. | Bushels of Turnips. |
| 51701 | 33778 | 159 | 7052 | 172063 | 6303 | 3493 | 151 | 23 | 319011 | 17303 |
| 22762 | 18708 | 58 | 4222 | 101005 | 5819 | 50 | 114 | — | 139486 | 9749 |
| 25208 | 16915 | 172 | 16630 | 159255 | 6110 | 1555 | 137 | 11 | 187585 | 19993 |
| 39667 | 20903 | — | 13923 | 566332 | 17526 | 114 | 304 | 115 | 292384 | 29291 |
| 7533 | 5172 | 150 | 4172 | 56622 | 3171 | 95 | 85 | 196 | 70121 | 7128 |
| 116874 | 95136 | 539 | 45999 | 855277 | 39259 | 2661 | 795 | 2888 | 1668917 | 83161 |
| 21595 | 11369 | 87 | 17527 | 188197 | 3473 | 71 | 11 | 3784 | 183529 | 6612 |
| 21859 | 13803 | 53 | 12217 | 164214 | 2351 | 146 | 14 | 4164 | 188531 | 9109 |
| 25193 | 7711 | 80 | 7932 | 179139 | 2679 | 7 | 21 | 397 | 245929 | 6879 |
| 21930 | 12806 | 61 | 6195 | 150396 | 2185 | 8 | 313 | 282 | 213130 | 8155 |
| 2195 | 73 | — | 460 | 10582 | 70 | 3 | — | 14 | 22934 | 1073 |
| 92772 | 16662 | 2333 | 41631 | 692853 | 76351 | 235 | 70 | 1488 | 854653 | 32158 |
| 49852 | 29909 | 50 | 19163 | 377603 | 16759 | 24 | 19564 | 1074 | 348935 | 34993 |
| 50145 | 42915 | 102 | 26909 | 411393 | 6101 | 50 | 1044 | 975 | 449449 | 74757 |
| 59810 | 29114 | 161 | 23533 | 408426 | 2825 | 20 | 202 | 951 | 351082 | 76934 |
| 16831 | 31903 | — | 9737 | 351925 | 2207 | 21 | 88 | 1186 | 332298 | 34674 |
| 5832 | 1913 | 359 | 6169 | 28094 | 323 | — | 3 | 79 | 27092 | 58378 |
| 295164 | 125817 | 675 | 85811 | 1580441 | 28215 | 115 | 2351 | 42684 | 1512756 | 271736 |
| 115195 | 267915 | 14174 | 176141 | 3128576 | 751094 | 2411 | 3219 | 8645 | 3375726 | 395358 |
| 3681274 | 310125 | — | 2231954 | 2218578 | 50127 | — | 322 | — | 2572335 | 348784 |
| 769734 | — | — | — | 909998 | 21982 | — | 2897 | — | 803391 | 46574 |
| — | 7180 | — | 467544 | — | — | — | — | — | — | — |

When appear blank, no returns were made under these heads in the Census of former years.

Returns of P. E. Island, 1871, (continued.)

| Bushels of Vetches. | Pounds of Lime. | No. of Hay Manufactories. | No. of acres covered with shell Manure. | No. of acres covered with Lime. | Pounds of Cheese manufactured during the past year. | Pounds of Butter manufactured during the past year. | No. of Fanning Mills. | No. of Mowing Machines. | No. of Stamping Machines. | No. of Hay-making Machines. | No. of Hay Elevators. | No. of Mud Diggers. |
|---------------------|-----------------|---------------------------|---|---------------------------------|---|---|-----------------------|-------------------------|---------------------------|-----------------------------|-----------------------|---------------------|
| 1 | 1472 | 1 | 23214 | — | 1220 | 58904 | 70 | 28 | 5 | 29 | 3 | 101 |
| 1 | 1109 | 1 | 997 | 267 | 3374 | 52779 | 49 | 17 | 6 | 6 | 1 | 62 |
| — | 2817 | — | 3067 | 173 | 8191 | 53231 | 109 | 53 | 15 | 15 | 17 | 131 |
| — | 637 | — | 4886 | 1165 | 9302 | 126103 | 237 | 160 | 13 | 19 | 28 | 157 |
| — | 427 | — | 1108 | 84 | 350 | 22275 | 49 | 39 | 3 | 8 | 10 | 41 |
| 24 | 6132 | 2 | 123824 | 1789 | 22737 | 313592 | 614 | 297 | 36 | 77 | 59 | 492 |
| — | — | — | — | 17 | 21363 | 53819 | 75 | 22 | 2 | 46 | — | 25 |
| 8 | 5301 | — | 88 | 4 | 14018 | 60042 | 62 | 41 | 8 | 22 | — | 13 |
| — | 1904 | — | 157 | — | 7022 | 41915 | 56 | 35 | 8 | 28 | 1 | 43 |
| — | 28923 | 1 | 4864 | 231 | 4781 | 33617 | 45 | 30 | 5 | 19 | — | 46 |
| — | 1296 | — | 246 | 398 | 679 | 4614 | 11 | 1 | — | — | — | 6 |
| — | 60 | — | 94 | 20 | — | — | — | — | — | — | — | — |
| 8 | 11453 | 1 | 10714 | 6734 | 47893 | 194007 | 242 | 129 | 23 | 115 | 1 | 133 |
| — | — | — | — | — | — | — | — | — | — | — | — | — |
| — | 1802 | — | 5523 | 11054 | 11833 | 108946 | 228 | 94 | 18 | 36 | 25 | 183 |
| 22 | 877 | — | 10029 | 41154 | 30309 | 138788 | 233 | 172 | 27 | 51 | 15 | 315 |
| 1 | 998 | — | 2326 | 6494 | 21551 | 114854 | 257 | 192 | 22 | 190 | 4 | 186 |
| — | 5656 | 5 | 1174 | 519 | 20796 | 99482 | 98 | 111 | 5 | 97 | 4 | 72 |
| — | 3 | — | 446 | 1022 | 405 | 12270 | 25 | 29 | 2 | 12 | 7 | 21 |
| 22 | 93364 | 6 | 19498 | 13256 | 84894 | 474310 | 836 | 598 | 74 | 386 | 55 | 777 |
| 324 | 27282 | 9 | 32952 | 15719 | 155524 | 981939 | 1692 | 1024 | 133 | 578 | 115 | 1402 |
| — | — | — | — | — | 1092334 | 711485 | — | — | — | — | — | — |
| — | — | — | — | — | 462904 | 270454 | — | — | — | — | — | — |

When appear blank, no returns were made under these heads in the Census of former years.

Abstract of Statistical Returns of P. E. Island

| ELECTORAL DISTRICTS, &c. | No. of other useful machines | No. of Carts, Trucks and Tru- wagons | No. of Riding Wagons & Car- riages, Woolsleds & Jaunt- ing Sleighs | No. of yards of Cloth manufac- tured during the past year (valued) | Do (not fulfilled) | No. of Threshing Machines | No. of Horses | No. of Neat Cattle | No. of Sheep | No. of Hogs | No. of Churches |
|-------------------------------|------------------------------|---|--|--|--------------------|---------------------------|---------------|--------------------|--------------|-------------|-----------------|
| | | | | | | | | | | | |
| First District, | 32 | 1155 | 1936 | 11875 | 45173 | 68 | 2169 | 4827 | 12617 | 4178 | 8 |
| Second District, | 303 | 579 | 1158 | 7691 | 21181 | 71 | 1452 | 3553 | 6561 | 2513 | 19 |
| Third District, | 56 | 857 | 1730 | 12417 | 21271 | 73 | 1616 | 4061 | 8993 | 3284 | 7 |
| Fourth District, | 101 | 1153 | 2608 | 13356 | 33145 | 266 | 2172 | 6251 | 15160 | 3826 | 16 |
| Fifth District, | 406 | 384 | 796 | 2597 | 10712 | 38 | 562 | 1152 | 2770 | 1162 | 8 |
| Total, - - - | 898 | 1128 | 8228 | 17879 | 131182 | 519 | 8271 | 19847 | 46101 | 15263 | 55 |
| KING'S COUNTY. | | | | | | | | | | | |
| First District, | 5 | 928 | 1516 | 8662 | 25574 | 96 | 1527 | 4635 | 8501 | 4252 | 8 |
| Second District, | 23 | 843 | 1185 | 7868 | 17385 | 94 | 1467 | 4064 | 8261 | 4100 | 8 |
| Third District, | 4 | 815 | 1026 | 10218 | 69783 | 57 | 1351 | 3821 | 8060 | 2679 | 17 |
| Fourth District, | 75 | 828 | 1135 | 9521 | 23683 | 56 | 1195 | 3628 | 9013 | 2317 | 11 |
| Geo'town & Royalty | 5 | 11 | 171 | 855 | 2537 | 4 | 125 | 300 | 585 | 218 | 3 |
| Total, - - - | 112 | 3533 | 5369 | 37121 | 138962 | 307 | 5668 | 16148 | 34120 | 13596 | 47 |
| QUEEN'S COUNTY. | | | | | | | | | | | |
| First District, | 419 | 1318 | 2915 | 16852 | 45292 | 179 | 2860 | 6571 | 16181 | 5904 | 19 |
| Second District, | 676 | 1525 | 2732 | 17537 | 39090 | 230 | 2886 | 6631 | 16857 | 5686 | 22 |
| Third District, | 66 | 1633 | 2151 | 16310 | 26195 | 250 | 2576 | 6156 | 15526 | 6529 | 17 |
| Fourth District, | 91 | 1180 | 2352 | 15013 | 43987 | 106 | 2138 | 6593 | 17205 | 4615 | 18 |
| Ch'town & Royalty, | 214 | 318 | 804 | 230 | 305 | 16 | 630 | 812 | 768 | 921 | 9 |
| Total, - - - | 1499 | 6331 | 11287 | 65972 | 154869 | 781 | 11390 | 26689 | 66819 | 23655 | 85 |
| Total P. E. Island, | 2509 | 11295 | 21881 | 150975 | 428313 | 1607 | 25329 | 62981 | 147361 | 52514 | 187 |
| Total as per census, 1861, | | | | 122910 | 3036764 | 856 | 18765 | 60012 | 167215 | 38553 | 156 |
| Increase, Decrease, | | | | 28065 | 1246364 | 751 | 6561 | 2972 | 10119 | 13961 | 31 |

NOTE.—In the columns where "increase" and "decrease" both appear blank, no returns were made.

Abstract of Statistical Returns of P. E. Island

| ELECTORAL DISTRICTS, &c. | Gallons of Fish Oil made during the past year | No. of Men engaged in fishing | No. of Fish Barrels manufac- tured during the past year | No. of Coopers' Shops | Pounds of Hake Sounds cured during the past year | Quantity of preserved Shell and other Fish prepared during the past year | Salmon taken during the past year (value) | Mills, whether driven steam or horse power | | | | | | |
|------------------------------|---|-------------------------------|--|-----------------------|--|--|---|--|----------------------|------------------|--|---------------------------|--|--|
| | | | | | | | | No. of Grist Mills | No. of Carding Mills | No. of Saw Mills | No. of Felling and Dress- ing Mills | No. of Slinging and Lath- | | |
| PRINCE COUNTY. | | | | | | | | | | | | | | |
| First District, | 3858 | 660 | 29762 | 14 | 4003 | lbs. | £ 150 0 0 | 12 | 3 | 16 | — | 2 | | |
| Second District, | 257 | 49 | 1275 | 5 | — | — | — | 8 | 4 | 15 | — | — | | |
| Third District, | 388 | 18 | — | — | — | 311 | — | 6 | 2 | 8 | — | — | | |
| Fourth District, | — | 4 | — | — | — | — | — | 13 | 5 | 11 | — | — | | |
| Fifth District, | — | — | — | 1 | — | — | — | 2 | 1 | 1 | — | — | | |
| Total, - - - | 4511 | 731 | 31037 | 20 | 4003 | 311 | £ 150 0 0 | 41 | 15 | 51 | — | 3 | | |
| KING'S COUNTY. | | | | | | | | | | | | | | |
| First District, | 3045 | 132 | 3710 | 4 | 6382 | — | — | 12 | 4 | 12 | — | 2 | | |
| Second District, | 376 | 80 | 250 | 1 | 6 | — | 118 5 0 | 11 | 3 | 11 | — | 1 | | |
| Third District, | 74 | 19 | — | — | — | — | — | 8 | 4 | 18 | — | 2 | | |
| Fourth District, | 1743 | 107 | 390 | 8 | 1975 | 5000 | — | 8 | 1 | 16 | — | — | | |
| Geo'town & Royalty | 197 | 67 | 790 | 3 | 6 | — | — | — | — | — | — | — | | |
| Total, - - - | 5435 | 405 | 5140 | 16 | 8369 | 5000 | £ 118 5 0 | 39 | 12 | 57 | — | 5 | | |
| QUEEN'S COUNTY. | | | | | | | | | | | | | | |
| First District, | 214 | 62 | 600 | 1 | — | — | £ 0 5 0 | 22 | 7 | 24 | — | 1 | | |
| Second District, | 250 | 80 | — | 1 | — | — | — | 12 | 3 | 16 | — | — | | |
| Third District, | 242 | 38 | 1 | — | — | — | — | 12 | 5 | 8 | — | — | | |
| Fourth District, | 244 | 83 | — | 21 | — | — | — | 16 | 5 | 21 | — | 3 | | |
| Ch'town & Royalty, | 766 | 247 | 5500 | 6 | 150 | 1400 | 100 0 0 | 3 | — | 1 | — | — | | |
| Total, - - - | 1716 | 510 | 6101 | 29 | 150 | 1400 | £ 100 5 0 | 65 | 20 | 70 | — | 5 | | |
| Total, P. E. Island 1861, | 17609 | 1646 | 12278 | 65 | 12522 | 6711 | £ 368 10 0 | 145 | 47 | 181 | — | 13 | | |
| Increase, Decrease, | — | — | — | — | — | — | — | 4 | 1 | 5 | — | 4 | | |

NOTE.—In the columns where "increase" and "decrease" both appear blank, no returns were made.

Returns of P. E. Island, 1871. (continued.)

| No. of Horses | No. of Neat Cattle | No. of Sheep | No. of Hogs | No. of Churches | No. of Schoolhouses | No. of Brewing and Distilling Establishments | No. of Taverns | Pounds of Leather manufactured during the past year | Pounds of Tobacco manufactured during the past year | No. of Fishing Establishments | Barrels of Mackerel cured during the past year | Barrels of Herrings or Alewives cured during the past year | Quintals of Codfish or Hake cured during the past year | No. of Boats owned for fishing purposes |
|---------------|--------------------|--------------|-------------|-----------------|---------------------|--|----------------|---|---|-------------------------------|--|--|--|---|
| 2169 | 4827 | 12617 | 4178 | 8 | 22 | 6 | 4 | 4100 | 7 | 76 | 6909 | 5575 | 5813 | 385 |
| 1452 | 3553 | 6561 | 2513 | 19 | 23 | 1 | 1 | 1542 | 4 | 5 | 23 | 2031 | 668 | 70 |
| 1616 | 4061 | 8993 | 3281 | 7 | 20 | 1 | 1 | 1373 | 1 | 4 | 215 | 2665 | 623 | 67 |
| 2172 | 6251 | 15160 | 3826 | 16 | 21 | 1 | 4 | 6914 | 1 | 1 | 3 | 165 | 15 | 11 |
| 562 | 1152 | 2770 | 1162 | 8 | 10 | 2 | 3 | 10000 | 7500 | | | | | |
| 8271 | 19847 | 46101 | 15263 | 55 | 99 | 3 | 15 | 21229 | 7507 | 86 | 7150 | 103794 | 7119 | 536 |
| 1527 | 4635 | 8501 | 4252 | 8 | 23 | | | 873 | | 39 | 2811 | 6334 | 4586 | 222 |
| 1467 | 4064 | 8261 | 1100 | 8 | 23 | 1 | 3 | 2750 | 5 | 5 | 877 | 421 | 799 | 79 |
| 1351 | 3821 | 8060 | 2079 | 17 | 21 | 3 | 3 | 5200 | 6 | 6 | 22 | 159 | 108 | 31 |
| 1195 | 3628 | 9013 | 2317 | 11 | 24 | 1 | 4 | 185 | 3 | 3 | 1264 | 195 | 550 | 60 |
| 125 | 300 | 585 | 218 | 3 | 2 | 1 | 2 | 1800 | 7 | 7 | 731 | 156 | 315 | 20 |
| 5668 | 16118 | 31120 | 13596 | 17 | 93 | 3 | 12 | 10908 | | 60 | 46271 | 1517 | 6358 | 412 |
| 2860 | 6574 | 16181 | 5901 | 19 | 37 | 6 | 6 | 6355 | 6 | 6 | 6284 | 1323 | 389 | 56 |
| 2886 | 6631 | 16837 | 5686 | 22 | 38 | 1 | 1 | 600 | 9 | 9 | 6114 | 429 | 138 | 25 |
| 2576 | 6136 | 15526 | 6529 | 17 | 28 | 5 | 5 | 10800 | 7 | 7 | 717 | 1180 | 418 | 43 |
| 2138 | 6503 | 17205 | 4615 | 18 | 38 | 7 | 7 | 6339 | 3 | 3 | 603 | 1512 | 474 | 91 |
| 630 | 812 | 768 | 921 | 9 | 10 | 5 | 12 | 137800 | 61892 | 5 | 2250 | 460 | 750 | 20 |
| 11390 | 26689 | 66810 | 23655 | 85 | 151 | 5 | 31 | 161891 | 61892 | 30 | 42704 | 4304 | 21724 | 235 |
| 25929 | 62981 | 147361 | 52511 | 187 | 313 | 11 | 58 | 197031 | 69399 | 176 | 16017 | 16831 | 156494 | 1183 |
| 18765 | 60012 | 107215 | 38553 | 156 | 302 | 20 | 55 | 113803 | | 89 | 7163 | 22116 | 39776 | 1239 |
| 6561 | 2972 | 10119 | 13961 | 31 | 41 | | 3 | 53228 | | 87 | 8881 | | | |
| | | | | | | 9 | | | | | | 5814 | 211264 | 76 |

both appear blank, no returns were made under these heads in the Census of former years.

Returns of P. E. Island, 1871. (concluded.)

| Salmon taken during the past year (value) | Mills, whether driven by water, steam or horse power. | | | | | | No. of Lime Kilns | Barrels of Lime manufactured during the past year | No. of Brick Kilns | No. of Bricks manufactured during the past year | No. of Carriages and Sleighs manufactured during the past year | Yards of Cloth manufactured during the past year | No. of Cloth Factories | No. of Sewing Machines | No. of Pianos, Melodeons and Organs |
|---|---|----------------------|------------------|-----------------------------------|-------------------------------|--|-------------------|---|--------------------|---|--|--|------------------------|------------------------|-------------------------------------|
| | No. of Grist Mills | No. of Carding Mills | No. of Saw Mills | No. of Fulling and Dressing Mills | No. of Shingle and Lath Mills | No. of Steam Engines for mechanical and other purposes | | | | | | | | | |
| 150 0 0 | 12 | 3 | 16 | 2 | 9 | — | — | 1 | 90000 | 166 | 45519 | — | — | 13 | 12 |
| — | 8 | 4 | 15 | — | 7 | — | 4 | 360 | — | 22 | 25791 | — | — | 8 | 2 |
| — | 6 | 2 | 8 | — | 5 | — | 4 | 816 | 3700 | 11 | 83181 | — | — | 13 | 2 |
| — | 13 | 5 | 11 | — | 11 | — | 13 | 4200 | — | 195 | 29278 | — | — | 59 | 19 |
| — | 2 | 1 | 1 | — | 1 | — | 3 | 2200 | — | 107 | — | — | — | 66 | 31 |
| 150 0 0 | 41 | 15 | 54 | 3 | 36 | 3 | 21 | 7510 | 3 | 93 00 | 491 | 133835 | 1 | 159 | 69 |
| — | 12 | 4 | 12 | 2 | 12 | — | 2 | 400 | — | — | 34 | 19903 | — | 6 | 7 |
| 118 5 0 | 11 | 3 | 11 | 1 | 15 | — | 1 | 100 | 60000 | 32 | 11177 | — | 2 | 7 | 2 |
| — | 8 | 4 | 18 | 2 | 15 | — | 8 | 762 | — | 31 | 9120 | — | — | 11 | 4 |
| — | 8 | 1 | 16 | — | 9 | — | 17 | 3166 | — | 78 | 20703 | — | — | 4 | — |
| — | — | — | — | — | — | — | 1 | 300 | — | — | 3392 | — | — | 23 | 17 |
| 118 5 0 | 39 | 12 | 57 | 5 | 51 | — | 20 | 5028 | 1 | 60000 | 175 | 61595 | 2 | 51 | 36 |
| 0 5 0 | 22 | 7 | 24 | 1 | 17 | — | 13 | 2345 | 3 | 10000 | 57 | 62353 | 1 | 38 | 11 |
| — | 12 | 3 | 16 | — | 8 | — | 20 | 10770 | 4 | 110045 | 60 | 8692 | — | 26 | 5 |
| — | 12 | 5 | 8 | 1 | 6 | — | 9 | 4714 | 7 | 1280000 | — | 35616 | — | 36 | 46 |
| — | 16 | 5 | 21 | 3 | 11 | — | 14 | 3120 | 2 | 2500 | 66 | 34407 | — | 31 | 9 |
| 100 0 0 | 3 | — | 1 | — | 1 | 8 | 10 | 23000 | — | — | 358 | — | — | 300 | 309 |
| 100 5 0 | 65 | 20 | 70 | 5 | 43 | 9 | 68 | 41249 | 16 | 1402515 | 511 | 141068 | 1 | 431 | 380 |
| 368 10 0 | 145 | 47 | 181 | 13 | 130 | 12 | 116 | 56787 | 20 | 1556245 | 1207 | 339498 | 4 | 644 | 479 |
| — | 141 | 46 | 176 | 9 | — | — | 48 | 22821 | 9 | 1331000 | 1151 | — | — | — | — |
| — | 4 | 1 | 5 | 4 | — | — | 68 | 33066 | 11 | 225245 | 56 | — | — | — | — |

both appear blank, no returns were made under these heads in the Census of former years.

First Electoral District of

| NUMBER OF TOWNSHIPS. | No. of families | MALES. | | | | | | FEMALES. | | | | | |
|----------------------------|-----------------|---------------|--------------|---------------|---------------|---------------|---------------|---------------|--------------|---------------|---------------|---------------|---------------|
| | | Under 5 years | From 5 to 16 | From 16 to 21 | From 21 to 45 | From 45 to 60 | Upwards of 60 | Under 5 years | From 5 to 16 | From 16 to 21 | From 21 to 45 | From 45 to 60 | Upwards of 60 |
| | | No. 1, - - - | 386 | 232 | 361 | 152 | 355 | 127 | 59 | 254 | 313 | 169 | 364 |
| No. 2, - - - | 211 | 148 | 206 | 64 | 197 | 46 | 29 | 121 | 188 | 82 | 191 | 43 | 2 |
| No. 3, - - - | 182 | 110 | 172 | 59 | 156 | 57 | 38 | 105 | 179 | 70 | 138 | 44 | 2 |
| No. 4, - - - | 210 | 151 | 205 | 90 | 266 | 50 | 36 | 128 | 172 | 76 | 191 | 59 | 3 |
| No. 5, - - - | 133 | 84 | 131 | 64 | 110 | 52 | 22 | 89 | 121 | 66 | 117 | 38 | 1 |
| No. 6, - - - | 129 | 93 | 91 | 47 | 105 | 31 | 21 | 80 | 102 | 47 | 107 | 21 | 2 |
| Total, - - - | 1281 | 821 | 1169 | 476 | 1189 | 366 | 205 | 777 | 1105 | 510 | 1111 | 295 | 16 |

First Electoral District of Prince

| NUMBER OF TOWNSHIPS. | Kirk of Scotland | Roman Catholics | Methodists | Baptists | Bible Christians | Quakers | Universalists | Other Denominations | No. of acres held in fee simple | No. of acres held by lease, or agreement for lease | No. of acres held by verbal agreement | No. of acres held, as occupants, being neither freeholders nor leaseholders | No. of persons holding land | | |
|----------------------------|------------------|-----------------|------------|----------|------------------|---------|---------------|---------------------|---------------------------------|--|---------------------------------------|---|-----------------------------|----------------|---------------|
| | | | | | | | | | | | | | First quality | Second quality | Third quality |
| No. 1, - - - | 28 | 2376 | 22 | 18 | | | | 2 | 21339 | | | | 191 | 71 | 2 |
| No. 2, - - - | 7 | 1110 | 26 | | 24 | 1 | | | 130 | 10610 | 367 | | 27 | 150 | 1 |
| No. 3, - - - | 6 | 611 | 167 | 1 | 7 | | | | 14867 | 2613 | | 208 | 64 | 97 | 1 |
| No. 4, - - - | | 539 | 111 | 7 | 6 | 1 | | | 15776 | 165 | 156 | | 62 | 119 | 3 |
| No. 5, - - - | 45 | 466 | 69 | 25 | 6 | 2 | 1 | | 11147 | 200 | 160 | | 60 | 47 | 1 |
| No. 6, - - - | 4 | 397 | 38 | 8 | 84 | | | 8 | 9344 | | | | 41 | 61 | 2 |
| Total, - - - | 90 | 5502 | 433 | 59 | 127 | 2 | 4 | 10 | 72608 | 13588 | 688 | 208 | 445 | 545 | 11 |

ral District of Prince County.

| FEMALES. | | | | | | | | | | | | | | | | | | | | | |
|---------------|--------------|---------------|---------------|---------------|---------------|---------------|-------|--------------------------------------|---|---------------------------------------|--------------------------------------|------------------------------|-------------------|-----------------------------|-----------------------------|---------|----|----------------------------------|------|--|--|
| Under 5 years | From 5 to 10 | From 10 to 21 | From 21 to 45 | From 45 to 60 | Upwards of 60 | Deaf and dumb | Blind | No. not vaccinated nor had Small Pox | Total number in each family, including servants and apprentices | No. of married persons in each family | No. of single persons in each family | No. of insane in each family | Married last year | Deaths during the past year | Births during the past year | INDIANS | | Members of the Church of England | | Presbyterian Church of Lower Provinces | |
| 254 | 343 | 169 | 364 | 90 | 52 | 3 | | 2561 | 2561 | 786 | 1775 | 9 | 3 | 11 | 19 | | | 40 | 75 | | |
| 121 | 188 | 82 | 191 | 43 | 25 | 1 | 1 | 974 | 1313 | 449 | 894 | 5 | 8 | 21 | 40 | 3 | 10 | 91 | 24 | | |
| 105 | 179 | 70 | 138 | 41 | 21 | | | 457 | 1149 | 322 | 827 | 4 | 5 | 6 | 21 | | | 135 | 213 | | |
| 128 | 172 | 76 | 191 | 59 | 30 | 2 | | 526 | 1460 | 400 | 1060 | 1 | 1 | 27 | 53 | | | 184 | 615 | | |
| 89 | 121 | 66 | 117 | 38 | 15 | 3 | | 462 | 909 | 214 | 665 | 2 | 1 | 3 | 17 | 4 | 5 | 103 | 192 | | |
| 80 | 102 | 47 | 107 | 21 | 21 | | | 460 | 769 | 258 | 511 | 1 | | | 3 | 39 | | 114 | 116 | | |
| 777 | 1105 | 510 | 1114 | 295 | 161 | 9 | 1 | 5140 | 8191 | 2459 | 5732 | 22 | 18 | 71 | 192 | 7 | 15 | 668 | 1296 | | |

istrict of Prince County, (continued.)

| No. of acres held by verbal agreement for lease | No. of acres held by verbal agreement | No. of acres held, as occupants, being neither freeholders nor leaseholders | No. of persons holding land of | | | No. of acres of arable land | PRODUCE RAISED DURING THE PAST YEAR. | | | | | | | | | | | | | | | |
|---|---------------------------------------|---|--------------------------------|----------------|---------------|-----------------------------|--------------------------------------|--------------------------------|--------------------------|------------------------|------------------------------|-------------------------------|-------------------------------|--------------------------------|-------------------------|-----|------|--------|--------|-------|--|--|
| | | | First quality | Second quality | Third quality | | No. of bushels of Wheat | No. of bushels of Winter Wheat | No. of bushels of Barley | No. of bushels of Oats | No. of bushels of Buck-wheat | No. of bushels of Indian Corn | No. of bushels of Clover Seed | No. of bushels of Timothy Seed | No. of bushels Potatoes | | | | | | | |
| 0610 | 367 | | 191 | 71 | 28 | 19162 | 10396 | | 1492 | 55642 | 508 | 177 | | | | | | 13 | 118720 | | | |
| 2613 | | 208 | 27 | 150 | 12 | 5088 | 5224 | | 579 | 23738 | 714 | 134 | | | | | | 54 | 46419 | | | |
| 165 | 156 | | 64 | 97 | 10 | 6021 | 5039 | | 1078 | 39790 | 1563 | | | | | | | 133 | 47378 | | | |
| 200 | 160 | | 62 | 119 | 32 | 4447 | 5114 | | 1507 | 23038 | 1045 | | | | | | | 88 | 47750 | | | |
| | | | 60 | 47 | 11 | 7667 | 5018 | | 1329 | 15382 | 989 | 10 | | | | | | 5 | 72 | 33380 | | |
| | | | 41 | 61 | 21 | 9316 | 2387 | 159 | 1067 | 14473 | 1484 | 281 | | | | | 104 | 684 | 25394 | | | |
| 3588 | 683 | 208 | 445 | 545 | 114 | 51701 | 33778 | 159 | 7052 | 172063 | 6303 | 3491 | | | | 154 | 4284 | 319041 | | | | |

First Electoral District of Prince

| NUMBER OF TOWNSHIPS. | PRODUCE RAISED DURING THE PAST YEAR. | | | | No. of tons of Hay | Number of bushels of Beans | Number of bushels of Peas | Number of bushels of Vetches | Number of pounds of Flax | Number of Flax Manufactories | Number of acres covered with Shell Manure | Number of acres covered with Lime | Pounds of Cheese manufactured during the past year | Pounds of Butter |
|----------------------------|---|----------------------------------|------------------------------------|----|--------------------|----------------------------|---------------------------|------------------------------|--------------------------|------------------------------|--|--------------------------------------|---|------------------|
| | No. of bushels of Turnips | No. of bushels of other Roots | Apples and other Fruit, (value) | | | | | | | | | | | |
| No. 1, - - - | 2177 | | £ | s. | d. | | | | 531 | | 20 | | 150 | 218 |
| No. 2, - - - | 2102 | 3 | 5 | 0 | 0 | 330 | 94 | 214 | 569 | | 604 | | 630 | 70 |
| No. 3, - - - | 1843 | | 7 | 7 | 0 | 619 | | 16 | | | 525 | | 10 | 128 |
| No. 4, - - - | 6610 | | | | | 604 | 4 | 7 | | 1 | 604 | | 300 | 102 |
| No. 5, - - - | 2477 | | 3 | 17 | 0 | 327 | 1 | 1 | 163 | | 757 | | 130 | 15 |
| No. 6, - - - | 2094 | 3 | 36 | 0 | 0 | 162 | 8 | 13 | 1 | 177 | 358 | | 47 | 47 |
| Total, - - - | 17303 | 6 | 52 | 18 | 0 | 2712 | 194 | 584 | 1472 | 1 | 2324 | | 1220 | 589 |

First Electoral District of Pri

| NUMBER OF TOWNSHIPS. | Number of Neat Cattle | Number of Sheep | Number of Hogs | NATIVES OF | | | | | | | Number of Churches | Number of Schoolhouses | Number of Brewing and Dis- tilling Establishments | Number of Tanneries | Pounds of Leather manufactured during the past year | Pounds of Tobacco manufactured |
|----------------------------|-----------------------|-----------------|----------------|------------|----------|---------|-------------------|--------------|-----------------|---|--------------------|------------------------|--|---------------------|--|--------------------------------|
| | | | | England | Scotland | Ireland | British Provinces | P. E. Island | Other Countries | | | | | | | |
| No. 1, - - - | 1647 | 3823 | 1596 | 19 | 14 | 78 | 171 | 2278 | 1 | 2 | 8 | | | | | |
| No. 2, - - - | 720 | 1670 | 737 | 5 | 9 | 40 | 18 | 1270 | 1 | 1 | 1 | | | | | |
| No. 3, - - - | 831 | 3619 | 731 | 16 | 14 | 38 | 46 | 1030 | 5 | 1 | 5 | | | | | |
| No. 4, - - - | 695 | 1555 | 524 | 30 | 17 | 35 | 85 | 1286 | 7 | 3 | 4 | | | | | |
| No. 5, - - - | 506 | 1117 | 444 | 21 | 9 | 10 | 58 | 811 | | | | | | | | |
| No. 6, - - - | 428 | 833 | 416 | 19 | 13 | 14 | 15 | 708 | | | | | | | | |
| Total, - - - | 4827 | 12617 | 4478 | 110 | 76 | 215 | 393 | 7383 | 14 | 8 | 22 | | | | | |

District of Prince County, (continued.)

| Number of pounds of Flax | | Number of acres covered with Shell Manure | Number of acres covered with Lime | Pounds of Cheese manufactured during the past year | Pounds of Butter | Number of Fanning Mills | Number of Mowing Machines | Number of Stumping Machines | Number of Hay-making Machines. | Number of Elevators | Number of Mud Diggers | Number of other useful Machines | Number of Carts, Trucks and Truck-wagons | Number of Riding Wagons and Carriages, Wood Sleds and Janothing Sleights | Number of yards of Cloth manufactured during the past year (hulled) | Number of yards of Cloth manufactured during the past year (not hulled) | Number of Threshing Machines | Number of Horses |
|--------------------------|-----|---|-----------------------------------|--|------------------|-------------------------|---------------------------|-----------------------------|--------------------------------|---------------------|-----------------------|---------------------------------|--|--|---|---|------------------------------|------------------|
| 531 | 20 | 604 | 150 | 21825 | 18 | 6 | 1 | 3 | 1 | 2 | 1 | 6 | 401 | 690 | 2735 | 19726 | 17 | 663 |
| 569 | 525 | 604 | 630 | 7687 | 13 | 2 | 1 | 3 | 3 | 11 | 10 | 5 | 195 | 330 | 2356 | 6022 | 9 | 324 |
| 32 | 757 | 300 | 10 | 12856 | 8 | 1 | 1 | 10 | 3 | 33 | 18 | 169 | 177 | 412 | 2123 | 6718 | 12 | 336 |
| 163 | 358 | 130 | 300 | 10275 | 21 | 10 | 3 | 16 | 16 | 33 | 18 | 177 | 412 | 2123 | 5495 | 11 | 316 | |
| 177 | | | 130 | 1536 | 5 | 5 | 1 | 12 | 1 | 31 | 1 | 112 | 115 | 1481 | 4050 | 13 | 376 | |
| 1172 | 1 | 23214 | 1220 | 4785 | 5 | 1 | 5 | 29 | 3 | 101 | 32 | 1155 | 1936 | 11875 | 45173 | 68 | 2169 | |

District of Prince County, (continued.)

| British Provinces | | P. E. Island | Other Countries | Number of Churches | Number of Schoolhouses | Number of Brewing and Distilling Establishments | Number of Tanneries | Pounds of Leather manufactured during the past year | Pounds of Tobacco manufactured during the past year | Number of Fishing Establishments | No. of barrels of Mackerel cured during the past year | No. of barrels of Herring or Alewives | Quintals of Codfish or Hake | No. of Boats owned for fishing purposes | Gallons of Fish Oil made during the past year | No. of men engaged in Fishing | No. of Fish Barrels manufactured during the past year | No. of Coopers' Shops | Pounds of Hake Sounds cured during the past year | Quantity of Preserved Shell and other Fish prepared during the past year | Salmon,—value | |
|-------------------|------|--------------|-----------------|--------------------|------------------------|---|---------------------|---|---|----------------------------------|---|---------------------------------------|-----------------------------|---|---|-------------------------------|---|-----------------------|--|--|---------------|------|
| 171 | 2278 | 1 | 1 | 2 | 8 | | 1 | 2500 | | 50 | 2885 | 2136 | 2295 | 186 | 1896 | 231 | 1000 | 1 | 2390 | | £150 | |
| 18 | 1270 | 1 | 1 | 1 | 1 | | | | 8 | 1084 | 635 | 722 | 57 | 457 | 149 | 1000 | | | 250 | | | |
| 46 | 1030 | 5 | 1 | 6 | | | | | 2 | 506 | 367 | 234 | 38 | 98 | 51 | 4050 | 2 | | | | | |
| 85 | 1286 | 2 | 3 | 4 | | | | | 15 | 2294 | 1952 | 2261 | 75 | 1201 | 206 | 21600 | 9 | 1063 | | | | |
| 58 | 811 | 12 | 3 | 3 | | | | | 1 | 140 | 535 | 281 | 26 | 194 | 19 | 2112 | 2 | 300 | | | | |
| 15 | 708 | 1 | | | | | | | | | 50 | 20 | 3 | 12 | 4 | | | | | | | |
| 393 | 7383 | 14 | 8 | 22 | | | | 6 | 4400 | 7 | 76 | 6909 | 5575 | 5813 | 385 | 3858 | 660 | 29762 | 14 | 1003 | | £150 |

First Electoral District of Prince

| NUMBER OF TOWNSHIPS. | Mills, whether driven by steam, water or horse power. | | | | | | No. of Lime Kilns | Barrels of Lime manufactured during the past year | No. of Brick Kilns | No. of Bricks manufactured during the past year | No. of Carriages and Sleighs manufactured during the past year | Yards of Cloth manufactured during the past year |
|----------------------------|--|----------------------|------------------|--|----------------------------------|--|-------------------|--|--------------------|--|--|---|
| | No. of Grist Mills | No. of Carding Mills | No. of Saw Mills | No. of Fulling and Dress- ing Mills | No. of Shingle and Lath Mills | No. of Steam Engines, for mechanical or other purposes | | | | | | |
| No. 1, - - - | 2 | 1 | 1 | 1 | 1 | | | | | | | |
| No. 2, - - - | 1 | 1 | | | | | | | | | | |
| No. 3, - - - | 4 | 2 | 2 | 2 | 2 | | | 1 | 90000 | 42 | 91 | 76 |
| No. 4, - - - | 2 | 3 | 3 | 3 | 3 | | | | | 15 | | |
| No. 5, - - - | 1 | 3 | 3 | 3 | 3 | | | | | 99 | | 56 |
| No. 6, - - - | 2 | 1 | | | 1 | | | | | | | 32 |
| Total, - - - | 12 | 3 | 16 | 2 | 9 | | | 1 | 90000 | 156 | | 455 |

Second Electoral District

| NUMBER OF TOWNSHIPS. | No. of families | MALES. | | | | | | FEMALES. | | | |
|----------------------------|-----------------|---------------|--------------|---------------|---------------|---------------|---------------|---------------|--------------|---------------|---------------|
| | | Under 5 years | From 5 to 16 | From 16 to 21 | From 21 to 45 | From 45 to 60 | Upwards of 60 | Under 5 years | From 5 to 16 | From 16 to 21 | From 21 to 45 |
| No. 7, - - - | 129 | 91 | 137 | 36 | 106 | 28 | 25 | 96 | 134 | 45 | 120 |
| No. 8, - - - | 103 | 60 | 102 | 33 | 96 | 27 | 18 | 68 | 87 | 43 | 103 |
| No. 9, - - - | 67 | 36 | 71 | 36 | 48 | 22 | 9 | 26 | 72 | 36 | 55 |
| No. 10, - - - | 42 | 17 | 31 | 35 | 89 | 14 | 7 | 30 | 59 | 28 | 47 |
| No. 11, - - - | 88 | 59 | 86 | 36 | 74 | 25 | 18 | 43 | 87 | 36 | 69 |
| No. 12, - - - | 88 | 57 | 89 | 25 | 97 | 25 | 14 | 50 | 50 | 37 | 86 |
| No. 13, - - - | 200 | 103 | 172 | 59 | 176 | 38 | 32 | 107 | 151 | 62 | 158 |
| Total, - - - | 717 | 423 | 688 | 260 | 686 | 173 | 123 | 420 | 640 | 287 | 638 |

District of Prince County, (concluded.)

| Barrels of Lime manufactured during the past year | | No. of Brick Kilns | No. of Bricks manufactured during the past year | No. of Carriages and Sleighs manufactured during the past year | Yards of Cloth manufactured during the past year | No. of Cloth Factories | No. of Sewing Machines | No. of Pianos, Melodeons and Organs |
|---|-------|--------------------|---|--|--|------------------------|------------------------|-------------------------------------|
| 1 | 90000 | 42 | 15 | 99 | 9104 | | 1 | 12 |
| 1 | 90000 | 156 | | | 7618 | | 12 | 12 |
| | | | | | 25614 | | | |
| | | | | | 3213 | | | |
| | | | | | 45579 | | 13 | 12 |

GENERAL REMARKS.

Electoral District of Prince County.

| Upwards of 60 | FEMALES. | | | | | | | Deaf and dumb | Blind | No. not vaccinated nor had Small Pox | Total number, including servants and apprentices | No. of married persons | No. of single persons | No. of insane | Married during the past year | Deaths during the past year | Births during the past year | INDIANS. | | Members of the Church of England | Presbyterian Church of Lower Provinces |
|---------------|---------------|--------------|---------------|---------------|---------------|---------------|-------|---------------|-------|--------------------------------------|--|------------------------|-----------------------|---------------|------------------------------|-----------------------------|-----------------------------|----------|-----|----------------------------------|--|
| | Under 5 years | From 5 to 16 | From 16 to 21 | From 21 to 45 | From 45 to 60 | Upwards of 60 | Males | | | | | | | | | | | Females | | | |
| 25 | 96 | 134 | 45 | 120 | 29 | 20 | 1 | 705 | 867 | 244 | 623 | 1 | 1 | 2 | 6 | 23 | | | 91 | 101 | |
| 18 | 68 | 87 | 43 | 103 | 26 | 9 | | 560 | 672 | 165 | 507 | 1 | 4 | 7 | 20 | | | 15 | 261 | | |
| 9 | 26 | 72 | 36 | 55 | 16 | 4 | | 395 | 431 | 112 | 319 | 1 | 1 | 1 | 8 | | | 14 | 163 | | |
| 7 | 30 | 59 | 28 | 47 | 13 | 6 | | | 376 | 63 | 313 | 1 | 1 | | 7 | | | 19 | 79 | | |
| 18 | 43 | 87 | 36 | 69 | 22 | 15 | | 294 | 570 | 177 | 393 | | | 6 | 19 | | | 91 | 122 | | |
| 14 | 50 | 50 | 37 | 86 | 21 | 9 | | 369 | 560 | 157 | 403 | 1 | 4 | 9 | 29 | | | 149 | 149 | | |
| 32 | 107 | 151 | 62 | 158 | 23 | 22 | | 883 | 1103 | 308 | 795 | 1 | 5 | 10 | 40 | | | 73 | 78 | 210 | 425 |
| 123 | 420 | 640 | 287 | 638 | 150 | 85 | 1 | 3206 | 4579 | 1226 | 3353 | 6 | 17 | 39 | 146 | | | 73 | 78 | 589 | 1300 |

Second Electoral District of Pr

| NUMBER OF TOWNSHIPS. | Kirk of Scotland | | | | | | | No. of acres held in fee simple | No. of acres held by lease, or agreement for lease | No. of acres held by verbal agreement | No. of acres held, as occupants, being neither freeholders nor leaseholders | No. of p holding |
|----------------------------|------------------|------------|----------|------------------|---------|---------------|---------------------|---------------------------------|--|---------------------------------------|---|---------------------|
| | Roman Catholics | Methodists | Baptists | Bible Christians | Quakers | Universalists | Other Denominations | | | | | |
| No. 7, - - - | 1 | 241 | 109 | 64 | 260 | 1 | 4813 | 6274 | 250 | | 101 | |
| No. 8, - - - | | 197 | 117 | 1 | 79 | | 113028 | 198 | 135 | 805 | 27 | |
| No. 9, - - - | 43 | 136 | 15 | | | | 65 | 2434 | 2235 | 140 | 23 | |
| No. 10, - - - | | 104 | 63 | | 47 | | 63 | 3126 | 40 | | 1 | |
| No. 11, - - - | 6 | 329 | 4 | 3 | 15 | | 10520 | 266 | | | 49 | |
| No. 12, - - - | 20 | 94 | 16 | 7 | 123 | | 22056 | 6000 | 789 | 1 | 20 | |
| No. 13, - - - | | 202 | 50 | 20 | 191 | | 5230 | 8115 | 1085 | | 93 | |
| Total, - - - | 71 | 1363 | 374 | 95 | 718 | 1 | 6856236 | 26412 | 4534 | 946 | 314 | |

Second Electoral District of Pr

| NUMBER OF TOWNSHIPS. | PRODUCE RAISED DURING THE PAST YEAR. | | | | | | | | | | | |
|----------------------------|--------------------------------------|-------------------------------|---------------------------------|--------------------|----------------------------|---------------------------|------------------------------|--------------------------|------------------------------|---|-----------------------------------|--|
| | No. of bushels of Turnips | No. of bushels of other Roots | Apples and other Fruit, (value) | No. of tons of Hay | Number of bushels of Beans | Number of bushels of Peas | Number of bushels of Vetches | Number of pounds of Flax | Number of Flax Manufactories | Number of acres covered with Shelf Manure | Number of acres covered with Lime | Pounds of Cheese manufactured during the past year |
| No. 7, - - - | 2872 | 36 | £ 17 4 | 780 | 14 | 94 | | 27 | | | | 59 |
| No. 8, - - - | 1497 | 14 | 34 10 | 470 | 16 | 64 | | 146 | | 15 | | 26 |
| No. 9, - - - | 72 | | | 169 | | | | 87 | | 13 | | |
| No. 10, - - - | 340 | 7 | | 132 | 2 | 11 | | 76 | | 77 | | |
| No. 11, - - - | 1182 | 144 | 33 0 | 404 | 2 | 4 | | 400 | | 167 | 161 | 83 |
| No. 12, - - - | 471 | 6 | 23 16 | 321 | 12 | 5 | | 180 | 1 | 88 | | 25 |
| No. 13, - - - | 3315 | 169 | 25 4 | 934 | 28 | 504 | 1 | 193 | | 637 | 106 | 143 |
| Total, - - - | 9749 | 2164 | £133 14 | 3210 | 71 | 864 | 1 | 1109 | 1 | 997 | 267 | 337 |

District of Prince County, (continued.)

| No. of acres held by lease, or agreement for lease | No. of acres held by verbal agreement | No. of acres held, as occupants, being neither freeholders nor leaseholders | No. of persons holding land of | | | No. of acres of arable land | PRODUCE RAISED DURING THE PAST YEAR. | | | | | | | | | |
|--|---------------------------------------|---|--------------------------------|----------------|---------------|-----------------------------|--------------------------------------|--------------------------------|--------------------------|------------------------|-------------------------------|--------------------------------|-------------------------------|-------------------------------|--------------------------------|-------------------------|
| | | | First quality | Second quality | Third quality | | No. of bushels of Wheat | | No. of bushels of Barley | No. of bushels of Oats | No. of bushels of Buck-wheat | | No. of bushels of Indian Corn | No. of bushels of Clover Seed | No. of bushels of Timothy Seed | No. of bushels Potatoes |
| | | | | | | | No. of bushels of Winter Wheat | No. of bushels of Summer Wheat | | | No. of bushels of Indian Corn | No. of bushels of Timothy Seed | | | | |
| 13 | 6274 | 250 | 101 | 17 | 2 | 4732 | 6298 | 1 | 944 | 24463 | 1830 | 6 | 31 | 112 | 32818 | |
| 28 | 198 | 135 | 27 | 53 | 10 | 3012 | 3039 | 1 | 588 | 12922 | 970 | 1 | 26 | 150 | 19329 | |
| 65 | 2434 | 2235 | 23 | 41 | | 1140 | 806 | 41 | 311 | 4633 | 285 | 6 | 1 | | 9693 | |
| 23 | 3120 | 40 | 1 | 25 | 13 | 1598 | 715 | | 229 | 3046 | 228 | 2 | 84 | 64 | 8705 | |
| 20 | 266 | | 49 | 24 | 7 | 4109 | 2781 | | 511 | 12618 | 419 | 6 | 5 | 98 | 18661 | |
| 56 | 6000 | 789 | 20 | 36 | 14 | 2171 | 1030 | | 430 | 8258 | 711 | 11 | 51 | 23 | 11092 | |
| 30 | 8113 | 1085 | 93 | 45 | 3 | 6093 | 4033 | 15 | 1209 | 34435 | 1397 | 20 | 37 | 58 | 39188 | |
| 236 | 26412 | 4534 | 314 | 241 | 49 | 22762 | 18708 | 58 | 4222 | 101005 | 5849 | 50 | 111 | 4474 | 139186 | |

District of Prince County, (continued.)

| | | | | | | | | | | | | | | | | | | | |
|--|-----|-----|------|-----|-------|-----|------|-------|-----|----|-----|-----|------|------|------|------|-------|----|------|
| | 94 | 27 | | 591 | 10256 | 134 | 4 | | | | 123 | 231 | 1839 | 5617 | 17 | 235 | | | |
| | 63 | 146 | 15 | 260 | 8066 | 10 | 5 | | | | 73 | 193 | 1194 | 3827 | 12 | 175 | | | |
| | | 87 | 13 | | 3373 | 1 | | 4 | | | 34 | 17 | 910 | 1490 | 1 | 80 | | | |
| | 11 | 76 | 77 | | 2660 | 5 | 1 | 6 | | | 36 | 67 | 367 | 1328 | 5 | 66 | | | |
| | 4 | 400 | 167 | 161 | 837 | 2 | 1 | 16 | | | 103 | 122 | 1453 | 3560 | 3 | 237 | | | |
| | 5 | 180 | 88 | | 251 | 4 | 1 | 6 | | | 37 | 155 | 577 | 3120 | 24 | 129 | | | |
| | 504 | 1 | 637 | 106 | 1432 | 14 | 5 | 1 | 25 | 16 | 173 | 373 | 1564 | 5239 | 12 | 530 | | | |
| | 864 | 1 | 1109 | 1 | 997 | 267 | 3371 | 52779 | 494 | 17 | 6 | 162 | 303 | 579 | 1158 | 7604 | 24181 | 74 | 1452 |

Second Electoral District of Pri

| NUMBER OF TOWNSHIPS. | NATIVES OF | | | | | | | | | | No. of Brewing and Distilling Establishments | No. of Tanneries | Pounds of Leather manufactured during the past year | |
|----------------------------|--------------------|--------------|-------------|---------|----------|---------|-------------------|--------------|-----------------|-----------------|---|------------------|--|---------------------|
| | No. of neat Cattle | No. of Sheep | No. of Hogs | | | | British Provinces | P. E. Island | Other Countries | No. of Churches | | | | No. of Schoolhouses |
| | | | | England | Scotland | Ireland | | | | | | | | |
| No. 7, - - - | 705 | 1480 | 598 | 22 | 7 | 21 | 30 | 785 | 2 | 4 | 3 | | | |
| No. 8, - - - | 576 | 1040 | 592 | 12 | 28 | 6 | 13 | 609 | 4 | | | | 1 | 1500 |
| No. 9, - - - | 187 | 371 | 176 | 3 | 8 | 3 | 4 | 413 | | | | | | 20 |
| No. 10, - - - | 212 | 337 | 116 | 9 | 5 | 2 | 13 | 347 | 1 | 1 | 1 | | | 22 |
| No. 11, - - - | 582 | 943 | 236 | 9 | 4 | 52 | 12 | 503 | | | | | | 22 |
| No. 12, - - - | 316 | 588 | 200 | 17 | 12 | 6 | 41 | 480 | 1 | 2 | 2 | | | 22 |
| No. 13, - - - | 975 | 1805 | 595 | 70 | 13 | 10 | 26 | 983 | 1 | 2 | 5 | | | 22 |
| Total, - - - | 3553 | 6561 | 2513 | 112 | 77 | 100 | 132 | 4120 | 8 | 19 | 23 | | | 11512 |

First Electoral District of Pri

| NUMBER OF TOWNSHIPS. | Mills, whether driven by steam, water or horse power. | | | | | | | | | | No. of Carriages and Sleighs manufactured during the past year | Yards of Cloth manufactured during the past year |
|----------------------------|--|----------------------|------------------|--|-----------------------------------|--|-------------------|--|--------------------|--|--|---|
| | No. of Grist Mills | No. of Carding Mills | No. of Saw Mills | No. of Fulling and Dress- ing Mills | No. of Shingle and Lath- Mills | No. of Steam Engines, for mechanical or other purposes | No. of Lime Kilns | Barrels of Lime manufactured during the past year | No. of Brick Kilns | No. of Bricks manufactured during the past year | | |
| No. 7, - - - | 2 | 2 | 4 | | 2 | | | | | | 2 | 743 |
| No. 8, - - - | 2 | | 3 | | 1 | | | | | | | |
| No. 9, - - - | | | 1 | | 2 | | | | | | | 217 |
| No. 10, - - - | | | 2 | | 2 | | | | | | 6 | 167 |
| No. 11, - - - | 1 | | 1 | | 1 | | | | | | | 476 |
| No. 12, - - - | 1 | 2 | 2 | | 1 | | | | | | 14 | 288 |
| No. 13, - - - | 2 | | 2 | | | | 1 | 300 | | | | 685 |
| Total, - - - | 8 | 4 | 15 | | 7 | | 1 | 300 | | | 22 | 2579 |

District of Prince County, (continued.)

| OF | | P. E. Island | Other Counties | No. of Churches | No. of Schoolhouses | No. of Brewing and Distilling Establishments | No. of Tanneries | Pounds of Leather manufactured during the past year | Pounds of Tobacco manufactured during the past year | No. of Fishing Establishments | No. of Barrels of Mackerel cured during the past year | No. of Barrels of Herring or Alewives | No. of Quintals of Codfish or Hake | No. of Boats owned for fishing purposes | Gallons of Oil made during the past year | No. of men engaged in Fishing | No. of Fish Barrels manufactured during the past year | No. of Cooper's Shops | Pounds of Hake Sounds cured during the past year | Quantity of Preserved Shell and other fish prepared during the past year |
|------|---|--------------|----------------|-----------------|---------------------|--|------------------|---|---|-------------------------------|---|---------------------------------------|------------------------------------|---|--|-------------------------------|---|-----------------------|--|--|
| 785 | 1 | 609 | 4 | 4 | 2 | 1 | 1500 | 20 | | 2 | 4 | 1264 | 100 | 8 | 63 | | | | | |
| 413 | 1 | 347 | 1 | 7 | 6 | | | 12 | | 1 | | 200 | 4 | 13 | 311 | | | | | |
| 503 | 1 | 480 | 1 | 2 | 2 | | | 12 | | | 10 | 170 | 2 | 5 | 80 | 7 | | | | |
| 983 | 1 | 983 | 1 | 5 | 5 | | | 12 | | 1 | 4 | 265 | 233 | 16 | 6111 | 900 | | 1 | | |
| 4120 | 8 | 19 | 23 | | | | | 15 | | 4 | 23 | 2034 | 4 | 69 | 257 | 49 | 1402 | 5 | | |

District of Prince County, (concluded.)

| No. of Lime Kilns | Barrels of Lime manufactured during the past year | No. of Brick Kilns | No. of Bricks manufactured during the past year | No. of Carriages and Sleighs manufactured during the past year | Yards of Cloth manufactured during the past year | No. of Cloth Factories | No. of Sewing Machines | No. of Pianos, Melodeons and Organs | GENERAL REMARKS. |
|-------------------|---|--------------------|---|--|--|------------------------|------------------------|-------------------------------------|------------------|
| 1 | 300 | | | 2 | 7430 | 1 | | | |
| | | | | 6 | 2178 | | 1 | | |
| | | | | 14 | 1679 | | | | |
| | | | | | 4767 | | 4 | 1 | |
| | | | | | 2886 | | 2 | 1 | |
| | | | | | 6854 | | | | |
| 1 | 300 | | | 22 | 25794 | 2 | | 2 | |

Third Electoral District

| NUMBER OF TOWNSHIPS. | No. of families | MALES. | | | | | | FEMALES. | | | | |
|----------------------------|-----------------|---------------|--------------|---------------|---------------|---------------|---------------|---------------|--------------|---------------|---------------|---------------|
| | | Under 5 years | From 5 to 16 | From 16 to 21 | From 21 to 45 | From 45 to 60 | Upwards of 60 | Under 5 years | From 5 to 16 | From 16 to 21 | From 21 to 45 | From 45 to 60 |
| | | No. 11, - - - | 188 | 113 | 217 | 69 | 138 | 65 | 35 | 104 | 192 | 65 |
| No. 15, - - - | 244 | 151 | 201 | 78 | 214 | 84 | 49 | 146 | 205 | 96 | 212 | |
| No. 16, - - - | 151 | 78 | 116 | 58 | 128 | 43 | 29 | 77 | 129 | 58 | 128 | |
| No. 18, - - - | 175 | 114 | 149 | 63 | 165 | 60 | 35 | 96 | 154 | 66 | 170 | |
| Princetown and Royalty. | 64 | 29 | 49 | 25 | 49 | 23 | 23 | 20 | 57 | 29 | 68 | |
| Total, - - - | 822 | 488 | 765 | 293 | 694 | 275 | 171 | 443 | 737 | 314 | 756 | |

Third Electoral District of Pri

| NUMBER OF TOWNSHIPS. | Kirk of Scotland | Roman Catholics | Methodists | Baptists | Bible Christians | Quakers | Universalists | Other Denominations | No. of acres held in fee simple | No. of acres held by lease, or agreement for lease | No. of acres held by verbal agreement | No. of acres held, as occupants, being neither freeholders nor leaseholders | No. of p holding | |
|----------------------------|------------------|-----------------|------------|----------|------------------|---------|---------------|---------------------|---------------------------------|--|---------------------------------------|---|------------------|----------------|
| | | | | | | | | | | | | | First quality | Second quality |
| No. 14, - - - | 1046 | 16 | 11 | 8 | 13526 | 25 | 71 | | | | | | | |
| No. 15, - - - | 1357 | 75 | 17 | 3 | 16280 | 405 | 20 | | | | | | | |
| No. 16, - - - | 75 | 450 | 50 | 39 | 4384 | 9057 | 15 | | | | | | | |
| No. 18, - - - | 20 | 381 | 22 | 32 | 9652 | 4813 | 64 | | | | | | | |
| Princetown and Royalty | 21 | 7 | 1 | 2 | 4680 | 282 | 26 | | | | | | | |
| Total, - - - | 95 | 3255 | 170 | 88 | 25 | 1 | 19 | 48522 | 14557 | 679 | 916 | 196 | 3 | |

ectoral District of Prince County.

| | | FEMALES. | | | | | | | | | | | | | | | | | | | | | | | | | | | | | | | | | | | | | | | | | | | | | | | | | | | | | | | | | | | | | | | | | | | | | | | | | | | | | | | | | | | | | | | | | | | | | | | | | | | | | | | | | | | | | | | | | | | | | | | | | | | | | | | | | |
|---|----|---------------|-----|---------------|-----|--------------|----|---------------|---|---------------|------|---------------|-----|---------------|---|---------------|----|-------|---|--------------------------------------|-----|--|----|------------------------|-----|-----------------------|-----|---------------|----|------------------------------|---|-----------------------------|------|-----------------------------|------|-------|---|---------|----|----------------------------------|---|--|----|---|----|----|-----|----|-----|----|----|---|---|-----|-----|-----|-----|---|----|---|----|---|---|----|-----|---|----|----|-----|----|-----|----|----|---|---|-----|------|-----|-----|---|---|----|----|---|---|-----|-----|---|----|----|----|----|----|----|---|---|---|-----|-----|-----|-----|---|---|---|--|--|--|----|-----|---|-----|-----|-----|-----|-----|-----|-----|---|---|------|------|------|------|----|----|----|-----|----|----|-----|------|
| | | Upwards of 60 | | Under 5 years | | From 5 to 16 | | From 16 to 21 | | From 21 to 45 | | From 45 to 60 | | Upwards of 60 | | Deaf and dumb | | Blind | | No. not vaccinated nor had Small Pox | | Total number, including servants and apprentices | | No. of married persons | | No. of single persons | | No. of insane | | Married during the past year | | Deaths during the past year | | Births during the past year | | Males | | Females | | Members of the Church of England | | Presbyterian Church of the Lower Provinces | | | | | | | | | | | | | | | | | | | | | | | | | | | | | | | | | | | | | | | | | | | | | | | | | | | | | | | | | | | | | | | | | | | | | | | | | | | | | | | | | | | | | | | | | |
| 5 | 35 | 104 | 192 | 65 | 178 | 56 | 20 | 1 | 1 | 1128 | 1252 | 355 | 897 | 1 | 8 | 813 | 49 | 5 | 3 | 32 | 180 | 4 | 49 | 146 | 205 | 96 | 212 | 77 | 31 | 4 | 1 | 1547 | 1550 | 520 | 1030 | 10 | 4 | 34 | 86 | 10 | 3 | 24 | 74 | 3 | 29 | 77 | 129 | 58 | 128 | 30 | 30 | 4 | 1 | 619 | 934 | 287 | 647 | 1 | 14 | 7 | 30 | 7 | 3 | 71 | 218 | 0 | 35 | 96 | 154 | 66 | 170 | 49 | 29 | 4 | 1 | 577 | 1150 | 307 | 843 | 1 | 3 | 12 | 12 | 7 | 3 | 143 | 533 | 3 | 23 | 57 | 29 | 68 | 30 | 15 | 9 | 2 | 1 | 174 | 417 | 105 | 312 | 1 | 1 | 5 | | | | 16 | 370 | 5 | 171 | 443 | 737 | 314 | 756 | 212 | 125 | 9 | 2 | 4012 | 5303 | 1571 | 3729 | 12 | 28 | 58 | 182 | 22 | 13 | 286 | 1361 |

District of Prince County, (continued.)

| | | | No. of persons holding land of | | | PRODUCE RAISED DURING THE PAST YEAR. | | | | | | | | | | | | | | | | | | | | | | | | | | | | | | | | | | | | | | | | | | | | | | | | | | | | | | | | | | | | | | | | | | | | | | | | | | | | | | | | | | | | | | | | | | |
|--|----------------|---------------------------------------|---|----------------|---------------|--------------------------------------|--------------------------------|--------------------------|-------------------------|------------------------------|--------------------------------|-------------------------------|--------------------------------|-------------------------|------------------------|-------|------------------------------|-----|-------------------------------|-----|-------------------------------|----|--------------------------------|------|-------------------------|------|-------|------|------|----|-----|-------|-----|------|-----|--|----|----|----|------|------|------|-------|------|----|----|-----|-------|-----|------|-----|--|----|----|---|------|------|------|-------|-----|---|-----|------|-------|-----|-----|---|--|----|----|---|------|------|------|-------|-----|---|-----|-------|-----|-------|-----|-----|-----|-----|-----|-------|-------|-----|-------|--------|------|------|-----|-----|--------|
| No. of acres held by lease, or agreement for lease | | No. of acres held by verbal agreement | No. of acres held, as occupants, being neither freeholders nor leaseholders | | | No. of acres of arable land | | | No. of bushels of Wheat | | No. of bushels of Winter Wheat | | No. of bushels of Barley | | No. of bushels of Oats | | No. of bushels of Buck-wheat | | No. of bushels of Indian Corn | | No. of bushels of Clover Seed | | No. of bushels of Timothy Seed | | No. of bushels Potatoes | | | | | | | | | | | | | | | | | | | | | | | | | | | | | | | | | | | | | | | | | | | | | | | | | | | | | | | | | | | | | | | | | | | | | | | |
| First quality | Second quality | Third quality | First quality | Second quality | Third quality | No. of bushels of Wheat | No. of bushels of Winter Wheat | No. of bushels of Barley | No. of bushels of Oats | No. of bushels of Buck-wheat | No. of bushels of Indian Corn | No. of bushels of Clover Seed | No. of bushels of Timothy Seed | No. of bushels Potatoes | | | | | | | | | | | | | | | | | | | | | | | | | | | | | | | | | | | | | | | | | | | | | | | | | | | | | | | | | | | | | | | | | | | | | | | | | | | | | | | | | | |
| 526 | | | 25 | 71 | 89 | 14 | 4735 | 1922 | | 2016 | 31301 | 1782 | 34 | 201 | 66 | 41354 | 280 | 405 | | 891 | 20 | 98 | 99 | 5245 | 5015 | 2531 | 30615 | 1877 | 1495 | 45 | 601 | 51480 | 384 | 9057 | 516 | | 15 | 66 | 66 | 4749 | 2254 | 2074 | 33720 | 1703 | 24 | 35 | 131 | 34085 | 652 | 4813 | 162 | | 64 | 84 | 9 | 7926 | 5423 | 6104 | 45347 | 603 | 2 | 291 | 2434 | 43790 | 680 | 282 | 1 | | 26 | 26 | 3 | 2553 | 2301 | 3005 | 18272 | 145 | 7 | 110 | 16876 | 522 | 14557 | 679 | 916 | 196 | 363 | 191 | 25208 | 16915 | 172 | 16630 | 159255 | 6110 | 1555 | 137 | 611 | 187585 |

Third Electoral District of P

| NUMBER OF TOWNSHIPS. | PRODUCE RAISED DURING THE PAST YEAR. | | | | No. of bushels of Beans | Number of bushels of Peas | Number of bushels of Vetches | Number of pounds of Flax | Number of Flax Manufactories | Number of acres covered with Shell Manure | Number of acres covered with Lime | Pounds of Cheese manufactured |
|----------------------------|---|----------------------------------|------------------------------------|--------------------|-------------------------|---------------------------|------------------------------|--------------------------|------------------------------|--|--------------------------------------|-------------------------------|
| | No. of bushels of Turnips | No. of bushels of other Roots | Apples and other Fruit, (value) | No. of tons of Hay | | | | | | | | |
| No. 14, - - - | 1721 | 21 | £ 43 5 | 672 | 184 | 24 | 742 | 272 | 6 | | | |
| No. 15, - - - | 2267 | | 3 17 | 765 | 8 | 48 | 1710 | 13 | | | | |
| No. 16, - - - | 2645 | | 6 13 | 1111 | | 27 | 276 | 449 | | | | |
| No. 18, - - - | 6970 | | 3 | 1488 | | 24 | 76 | 1561 | 123 | | | |
| Princetown and Royalty. | 6390 | | 7 15 | 586 | 1 | 11 | 43 | 972 | 56 | | | |
| Total, - - - | 19993 | 21 | £ 64 10 | 4622 | 274 | 1134 | 2817 | 3067 | 176 | 8 | | |

Third Electoral District of Prin

| NUMBER OF TOWNSHIPS. | Number of Neat Cattle | Number of Sheep | Number of Hogs | NATIVES OF | | | | | | Number of Churches | Number of Schoolhouses | Number of Brewing and Dis- tilling Establishments | Number of Tanneries | Pounds of Leather manufactured during the past year |
|----------------------------|-----------------------|-----------------|----------------|------------|----------|---------|-------------------|--------------|-----------------|--------------------|------------------------|--|---------------------|--|
| | | | | England | Scotland | Ireland | British Provinces | P. E. Island | Other Countries | | | | | |
| No. 14, - - - | 890 | 1789 | 757 | 10 15 | 14 | 28 | 1185 | 2 | 5 | | | | 203 | |
| No. 15, - - - | 858 | 2135 | 865 | 7 4 | 22 | 51 | 1486 | 2 | 5 | | | | 11000 | |
| No. 16, - - - | 838 | 1700 | 556 | 13 26 | 15 | 13 | 864 | 3 | 1 4 | | | | 70 | |
| No. 18, - - - | 1040 | 2342 | 767 | 10 19 | 23 | 18 | 1078 | 2 | 1 5 | | | | | |
| Princetown and Royalty. | 443 | 1027 | 339 | 2 3 | 10 | 10 | 390 | 2 | 1 1 | | | | 100 | |
| Total, - - - | 4064 | 8993 | 3284 | 42 67 | 64 | 120 | 5008 | 7 | 7 20 | | | | 11373 | |

al District of Prince County, (continued.)

| | Number of bushels of Peas | Number of bushels of Vetches | Number of pounds of Flax | Number of Flax Manufactories | Number of acres covered with Shell Manure | Number of acres covered with Lime | Pounds of Cheese manufactured during the past year | Pounds of Butter | Number of Fanning Mills | Number of Mowing Machines | Number of Stumping Machines | Number of Hay-making Machines | Number of Hay Elevators | Number of Mud Diggers | Number of other school Machines | Number of Carts, Trucks and Truck-wagons | Number of Riding Wagons and Carriages, Wood Sleeds and Janting Sleighs | Number of yards of Cloth manufactured during the past year (balled) | Number of yards of Cloth manufactured during the past year (not balled) | Number of Threshing Machines | Number of Horses |
|------|---------------------------|------------------------------|--------------------------|------------------------------|---|-----------------------------------|--|------------------|-------------------------|---------------------------|-----------------------------|-------------------------------|-------------------------|-----------------------|---------------------------------|--|--|---|---|------------------------------|------------------|
| 24 | 24 | 742 | 272 | | 611 | 1035 | | | | | | | | 28 | 4 | 165 | 387 | 2555 | 5954 | 13 | 340 |
| 48 | 48 | 1710 | 13 | | 20 | 607 | | | | | | | | 35 | 2 | 231 | 396 | 3918 | 2220 | 16 | 403 |
| 27 | 27 | 276 | 449 | | | 1036 | | | | | | | | 35 | 182 | 359 | 2115 | 2606 | 29 | 303 | |
| 24 | 76 | 1561 | 1233 | | 16 | 18066 | | | | | | | | 47 | 12 | 181 | 421 | 2710 | 7 | 408 | |
| 111 | 43 | 912 | 56 | | | 8177 | | | | | | | | 21 | 9 | 90 | 164 | 1149 | 2691 | 7 | 162 |
| 1184 | 2817 | 3067 | 1758 | | 39 | 5323 | | | | | | | | 131 | 26 | 857 | 1730 | 12147 | 17 | 1616 | |

District of Prince County, (continued.)

| VES OF | | British Provinces | P. E. Island | Other Countries | Number of Churches | Number of Schoolhouses | Number of Brewing and Distilling Establishments | Number of Tanneries | Pounds of Leather manufactured during the past year | Pounds of Tobacco manufactured during the past year | Number of Fishing Establishments | No. of barrels of Mackerel cured during the past year | No. of barrels of Herring or Alewives | Quintals of Codfish or Hake | No. of Boats owned for fishing purposes | Gallons of Fish Oil made during the past year | No. of men engaged in Fishing | No. of Fish Barrels manufactured during the past year | No. of Coopers' Shops | Pounds of Hake Sounds cured during the past year | Value of Preserved Shell and other Fish prepared during the past year | Salmon,—value |
|--------|------|-------------------|--------------|-----------------|--------------------|------------------------|---|---------------------|---|---|----------------------------------|---|---------------------------------------|-----------------------------|---|---|-------------------------------|---|-----------------------|--|---|---------------|
| 28 | 1185 | | | | 2 | 5 | | | 203 | | | 114 | 553 | 19 | 8 | 17 | | | | | | |
| 51 | 1486 | | | | 12 | 5 | | 1 | 1000 | | 4 | 186 | 1405 | 126 | 36 | 110 | 10 | | | | | |
| 13 | 864 | | | | 1 | 4 | | | 70 | | 8 | 152 | 22 | 4 | 16 | | | | | | | |
| 18 | 1078 | | | | 2 | 5 | | | | | 3 | 236 | 214 | 6 | 152 | | 9 | | | | £21 | |
| 10 | 390 | | | | 2 | 1 | | | 100 | | 1 | 64 | 319 | 212 | 13 | 93 | | | | | 290 | |
| 120 | 5008 | | | | 7 | 20 | | 1 | 1378 | | 5 | 215 | 2665 | 628 | 67 | 388 | 28 | | | | £311 | |

Third Electoral District of P

| NUMBER OF TOWNSHIPS. | Mills, whether driven by steam, water or horse power. | | | | | | | No. of Lime Kilns Barrels of Lime manufactured during the past year | No. of Brick Kilns | No. of Bricks manufactured during the past year | No. of Carriages and Sleighs manufactured during the past year | Yards of Cloth manufactured during the past year |
|----------------------------|--|----------------------|------------------|--------------------------------------|----------------------------------|--|--|---|--------------------|--|--|---|
| | No. of Grist Mills | No. of Carding Mills | No. of Saw Mills | No. of Fulling and Dressing Mills | No. of Shingle and Lath Mills | No. of Steam Engines, for mechanical or other purposes | No. of Steam Engines, for mechanical or other purposes | | | | | |
| No. 14, . . . | 1 | 2 | | | 1 | | | | | | | 8500 |
| No. 15, . . . | | 1 | | | | 1 | | 10 | 2 | 3700 | | 5733 |
| No. 16, . . . | 1 | 1 | 2 | | 1 | 1 | | | | | 2 | 5817 |
| No. 18, . . . | 4 | 1 | 3 | | 3 | 2 | 500 | | | | 2 | 9351 |
| Princetown and Royalty. | | | | | | 1 | 300 | | | | 2 | 3771 |
| Total, . . . | 6 | 2 | 8 | | 5 | 2 | 4 | 810 | 2 | 3700 | 11 | 33181 |

Fourth Electoral District of

| NUMBER OF TOWNSHIPS. | No. of families | MALES. | | | | | | FEMALES. | | | | | |
|----------------------------|-----------------|---------------|--------------|---------------|---------------|---------------|---------------|---------------|--------------|---------------|---------------|---------------|--|
| | | Under 5 years | From 5 to 16 | From 16 to 21 | From 21 to 45 | From 45 to 60 | Upwards of 60 | Under 5 years | From 5 to 16 | From 16 to 21 | From 21 to 45 | From 45 to 60 | |
| No. 19, . . . | 216 | 112 | 189 | 81 | 196 | 57 | 52 | 115 | 180 | 97 | 198 | 55 | |
| No. 25, . . . | 150 | 79 | 138 | 39 | 139 | 40 | 26 | 80 | 127 | 62 | 137 | 33 | |
| No. 26, . . . | 194 | 121 | 145 | 61 | 197 | 52 | 50 | 135 | 180 | 68 | 213 | 45 | |
| No. 27, . . . | 231 | 113 | 181 | 58 | 148 | 66 | 48 | 116 | 202 | 65 | 159 | 65 | |
| No. 28, . . . | 257 | 134 | 235 | 90 | 200 | 82 | 56 | 128 | 216 | 86 | 228 | 73 | |
| Total, . . . | 1048 | 559 | 888 | 329 | 880 | 297 | 232 | 574 | 905 | 378 | 935 | 271 | |

al District of Prince County, (concluded.)

| | | | | | | | | | | GENERAL REMARKS. | | |
|---|-------------------|---|--|--|------------------------|------------------------|-------------------------------------|--|--|------------------|--|--|
| | No. of Lime Kilns | No. of Bricks manufactured during the past year | No. of Carriages and Sleighs manufactured during the past year | Yards of Cloth manufactured during the past year | No. of Cloth Factories | No. of Sewing Machines | No. of Pianos, Melodeons and Organs | | | | | |
| 1 | 10 | 2 | 8700 | 8509 | 1 | 4 | | | | | | |
| 2 | 500 | | | 5733 | | 2 | 1 | | | | | |
| 1 | 300 | | | 5817 | | 4 | 1 | | | | | |
| 4 | 810 | 2 | 3700 | 9351 | 113 | 3 | 2 | | | | | |

ectoral District of Prince County.

| FEMALES. | | | | | | | | | | INDIANS. | | | | | | | | | | |
|---------------|---------------|--------------|---------------|---------------|---------------|---------------|---------------|-------|--------------------------------------|--|------------------------|-----------------------|---------------|------------------------------|-----------------------------|-----------------------------|-------|---------|----------------------------------|--|
| Upwards of 60 | Under 5 years | From 5 to 16 | From 16 to 21 | From 21 to 45 | From 45 to 60 | Upwards of 60 | Deaf and dumb | Blind | No. not vaccinated nor had Small Pox | Total number, including servants and apprentices | No. of married persons | No. of single persons | No. of insane | Married during the past year | Deaths during the past year | Births during the past year | Males | Females | Members of the Church of England | Presbyterian Church of the Lower Provinces |
| 52 | 115 | 180 | 97 | 198 | 55 | 39 | | | 674 | 1371 | 391 | 980 | 4 | 12 | 15 | 41 | | | 165 | 356 |
| 26 | 80 | 127 | 62 | 137 | 33 | 25 | 2 | 1 | 437 | 925 | 292 | 633 | 2 | 9 | 16 | 31 | 11 | 18 | 37 | 309 |
| 50 | 135 | 180 | 68 | 213 | 45 | 28 | 1 | | 475 | 1295 | 378 | 917 | 1 | 8 | 12 | 54 | | | 19 | 207 |
| 48 | 116 | 202 | 65 | 159 | 65 | 48 | | | 402 | 1269 | 430 | 839 | | 4 | 15 | 35 | | | | 70 |
| 56 | 128 | 216 | 86 | 228 | 73 | 42 | | | 285 | 1570 | 583 | 987 | | 4 | 10 | 15 | | | 11 | 179 |
| 232 | 574 | 905 | 378 | 935 | 271 | 182 | 3 | 1 | 2273 | 6430 | 2074 | 4356 | 7 | 37 | 68 | 176 | 11 | 18 | 232 | 1121 |

istrict of Queen's County, (continued.)

Fourth Electoral District of Prince

| NUMBER OF TOWNSHIPS. | Kirk of Scotland | | Roman Catholics | | Methodists | | Baptists | | Bible Christians | | Quakers | | Universalists | | Other Denominations | | No. of acres held in fee simple | No. of acres held by lease, or agreement for lease | No. of acres held by verbal agreement | No. of acres held, as occupants, being neither freeholders nor leaseholders | | | |
|----------------------------|------------------|----------------|-----------------|----------------|---------------|----------------|---------------|----------------|------------------|----------------|---------------|----------------|---------------|----------------|---------------------|----------------|---------------------------------|--|---------------------------------------|---|---------------|----------------|--|
| | First quality | Second quality | First quality | Second quality | First quality | Second quality | First quality | Second quality | First quality | Second quality | First quality | Second quality | First quality | Second quality | First quality | Second quality | First quality | Second quality | First quality | Second quality | First quality | Second quality | |
| No. 19, - - - | 51 | 503 | 202 | 67 | 11 | 9 | 7 | 4740 | 13050 | 320 | 8 | 127 | | | | | | | | | | | |
| No. 25, - - - | 46 | 176 | 151 | 176 | 1 | 29 | 15883 | 554 | | | | | | | | | | | | | | | |
| No. 26, - - - | 72 | 493 | 331 | 162 | | 11 | 4898 | 5944 | | | | | | | | | | | | | | | |
| No. 27, - - - | 132 | 674 | 350 | 42 | | 1 | | 16644 | 1119 | | | | | | | | | | | | | | |
| No. 28, - - - | 379 | 161 | 527 | 210 | | 1 | 102 | 9931 | 6937 | | | | | | | | | | | | | | |
| Total, - - - | 680 | 2007 | 1561 | 657 | 12 | 140 | 119 | 52066 | 27634 | 403 | 1252 | 323 | 430 | | | | | | | | | | |

Fourth Electoral District of Prince

| NUMBER OF TOWNSHIPS. | PRODUCE RAISED DURING THE PAST YEAR. | | | | | | | | | | | |
|----------------------------|--------------------------------------|-------------------------------|---------------------------------|--------------------|----------------------------|---------------------------|------------------------------|--------------------------|------------------------------|---|-----------------------------------|--|
| | No. of bushels of Turnips | No. of bushels of other Roots | Apples and other Fruit, (value) | No. of tons of Hay | Number of bushels of Beans | Number of bushels of Peas | Number of bushels of Vetches | Number of pounds of Flax | Number of Flax Manufactories | Number of acres covered with Sheep Manure | Number of acres covered with Lime | Pounds of Cheese manufactured during the past year |
| No. 19, - - - | 7170 | 10 | £ 29 4 | 1801 | 8 | 11 | 137 | | 1353 | 478 | 2135 | 22 |
| No. 25, - - - | 3965 | 45 | 128 0 | 1336 | 8 | 10 | 116 | | 1695 | 207 | 3166 | 25 |
| No. 26, - - - | 8876 | 16 | 321 0 | 1899 | 7 | 15 | 205 | | 1526 | 238 | 1915 | 30 |
| No. 27, - - - | 1910 | 19 | 12 5 | 933 | 2 | | 174 | | 434 | 124 | 576 | 23 |
| No. 28, - - - | 7370 | | | 1511 | 3 | | 5 | | 2681 | 2294 | 1510 | 25 |
| Total, - - - | 29291 | 90 | £ 490 9 | 7480 | 29 | 36 | 4 | 637 | 4886 | 1165 | 9302 | 126 |

District of Prince County, (continued.)

| | No. of acres held by lease, or agreement for lease | No. of acres held by verbal agreement | No. of acres held, as occupants, being neither freeholders nor leaseholders | No. of persons holding land of | | | No. of acres of arable land | PRODUCE RAISED DURING THE PAST YEAR. | | | | | | | | | | | |
|----|--|---------------------------------------|---|--------------------------------|----------------|---------------|-----------------------------|--------------------------------------|--------------------------------|--------------------------|------------------------|------------------------------|----------------------------|-------------------------------|--------------------------------|-------------------------|--|--|--|
| | | | | First quality | Second quality | Third quality | | No. of bushels of Wheat | No. of bushels of Winter Wheat | No. of bushels of Barley | No. of bushels of Oats | No. of bushels of Buck-wheat | No. of bus. of Indian Corn | No. of bushels of Clover Seed | No. of bushels of Timothy Seed | No. of bushels Potatoes | | | |
| | | | | | | | | | | | | | | | | | | | |
| | | | | | | | | | | | | | | | | | | | |
| 10 | 13050 | 320 | | 8 | 127 | 25 | 9008 | 4170 | 3419 | 61010 | | 14 | 36 | 275 | 63380 | | | | |
| 29 | 551 | 83 | 405 | 42 | 78 | 1 | 10764 | 4327 | 1029 | 78680 | 3840 | 6 | 22 | 171 | 49927 | | | | |
| 98 | 5944 | | 847 | 136 | 29 | 1 | 872 | 5149 | 4605 | 71320 | 3667 | | 50 | 2054 | 60342 | | | | |
| 14 | 1149 | | | 16 | 136 | 43 | 8727 | 2973 | 2001 | 77381 | 4175 | | 37 | 74 | 55555 | | | | |
| 31 | 6937 | | | 121 | 60 | | 9396 | 3984 | 2869 | 77911 | 5841 | 4 | 1594 | 1894 | 63180 | | | | |
| 36 | 27631 | 403 | 1252 | 323 | 430 | 70 | 39667 | 20903 | 13923 | 366332 | 17526 | 114 | 3044 | 1215 | 292384 | | | | |

District of Prince County, (continued.)

| | | | | | | | | | | | | | | | | | | | | | | |
|---|---|------|------|------|--------|-------|-----|----|----|----|-----|-----|---|------|-------|-------|-----|------|------|----|-----|----|
| | Number of bushels of Vetches | 137 | 1353 | 478 | 2135 | 22425 | 80 | 27 | 1 | 9 | 2 | 60 | Number of Mud Diggers | 41 | 51 | 235 | 458 | 2266 | 5729 | 48 | 411 | |
| | Number of pounds of Flax | 116 | 1695 | 207 | 3166 | 25143 | 78 | 56 | 5 | 1 | 1 | 11 | Number of other useful Machines | 38 | 17 | 38 | 17 | 38 | 17 | 38 | 17 | 38 |
| | Number of Flax Manufactories | 205 | 1526 | 238 | 1915 | 30951 | 73 | 34 | 5 | 9 | 17 | 38 | Number of Carts, Trucks and Truck-wagons | 47 | 321 | 233 | 388 | 2248 | 6106 | 41 | 464 | |
| | Number of acres covered with Shell Manure | 174 | 434 | 124 | 576 | 23544 | 40 | 8 | | 6 | 5 | 10 | Number of Riding Wagons and Carriages, Wood Sleds and Jamming Sleighs | 347 | 626 | 388 | 538 | 4077 | 6106 | 41 | 464 | |
| | Number of acres covered with Lime | 5 | 2684 | 2294 | 1510 | 25340 | 66 | 35 | 2 | 2 | 2 | 10 | Number of yards of Cloth manufactured during the past year (filled) | 347 | 626 | 388 | 538 | 4077 | 6106 | 41 | 464 | |
| | Pounds of Cheese manufactured during the past year | | | | | | | | | | | | Number of yards of Cloth manufactured during the past year (not filled) | | | | | | | | | |
| | Pounds of Butter | | | | | | | | | | | | Number of Threshing Machines | | | | | | | | | |
| | Number of Fanning Mills | | | | | | | | | | | | Number of Horses | | | | | | | | | |
| | Number of Mowing Machines | | | | | | | | | | | | | | | | | | | | | |
| | Number of Stumping Machines | | | | | | | | | | | | | | | | | | | | | |
| | Number of Hay-making Machines. | | | | | | | | | | | | | | | | | | | | | |
| | Number of Hay Elevators | | | | | | | | | | | | | | | | | | | | | |
| | Number of Mud Diggers | | | | | | | | | | | | | | | | | | | | | |
| | Number of other useful Machines | | | | | | | | | | | | | | | | | | | | | |
| | Number of Carts, Trucks and Truck-wagons | | | | | | | | | | | | | | | | | | | | | |
| | Number of Riding Wagons and Carriages, Wood Sleds and Jamming Sleighs | | | | | | | | | | | | | | | | | | | | | |
| | Number of yards of Cloth manufactured during the past year (filled) | | | | | | | | | | | | | | | | | | | | | |
| | Number of yards of Cloth manufactured during the past year (not filled) | | | | | | | | | | | | | | | | | | | | | |
| | Number of Threshing Machines | | | | | | | | | | | | | | | | | | | | | |
| | Number of Horses | | | | | | | | | | | | | | | | | | | | | |
| 4 | 637 | 4886 | 1165 | 9302 | 126403 | 337 | 160 | 13 | 19 | 28 | 157 | 101 | 1453 | 2608 | 13356 | 33145 | 266 | 2472 | | | | |

Fourth Electoral District of Prince

| NUMBER OF TOWNSHIPS. | NATIVES OF | | | | | | | | | | | | | |
|----------------------------|--------------------|--------------|-------------|---------|----------|---------|-------------------|--------------|-----------------|-----------------|---------------------|--|------------------|---|
| | No. of neat Cattle | No. of Sheep | No. of Hogs | England | Scotland | Ireland | British Provinces | P. E. Island | Other Countries | No. of Churches | No. of Schoolhouses | No. of Brewing and Distilling Establishments | No. of Tanneries | Pounds of Leather manufactured during the past year |
| | | | | | | | | | | | | | | |
| No. 19, - - - | 1302 | 2891 | 810 | 62 | 50 | 41 | 28 | 1185 | 5 | 3 | 5 | 1 | 1 | 125 |
| No. 25, - - - | 1139 | 2559 | 744 | 22 | 32 | 30 | 17 | 824 | 5 | 2 | 4 | | | 81 |
| No. 26, - - - | 1231 | 3302 | 994 | 23 | 13 | 102 | 63 | 1089 | 5 | 2 | 5 | | | 6708 |
| No. 27, - - - | 1116 | 2521 | 668 | 30 | 10 | 164 | 28 | 1031 | 3 | 4 | 4 | | | |
| No. 28, - - - | 1463 | 3887 | 610 | 29 | 37 | 25 | 25 | 1453 | 1 | 5 | 6 | | | |
| Total, - - - | 6251 | 15160 | 3826 | 166 | 142 | 362 | 161 | 5585 | 14 | 16 | 24 | 1 | 4 | 6914 |

Fourth Electoral District of Prince

| NUMBER OF TOWNSHIPS. | Mills, whether driven by steam, water or horse power. | | | | | | | No. of Lime Kilns | Barrels of Lime manufactured during the past year | No. of Brick Kilns | No. of Bricks manufactured during the past year | No. of Carriages and Sleighs manufactured during the past year | Yards of Cloth manufactured during the past year |
|----------------------------|---|----------------------|------------------|-----------------------------------|-------------------------------|--|-------------------|-------------------|---|--------------------|---|--|--|
| | No. of Grist Mills | No. of Carding Mills | No. of Saw Mills | No. of Fulling and Dressing Mills | No. of Shingle and Lath Mills | No. of Steam Engines, for mechanical or other purposes | No. of Lime Kilns | | | | | | |
| No. 19, - - - | 2 | 3 | 1 | 1 | | | | | | | | 113 | 9880 |
| No. 25, - - - | 3 | 5 | 5 | | 3 | | 2 | 100 | | | | 10 | 7935 |
| No. 26, - - - | 6 | 2 | 5 | | 9 | | 2 | 2400 | | | | 22 | |
| No. 27, - - - | | | 1 | | | | | | | | | 12 | |
| No. 28, - - - | 2 | | 2 | | 2 | | 3 | 1700 | | | | 38 | 11394 |
| Total, - - - | 13 | 5 | 14 | 1 | 14 | | 13 | 4200 | | | | 195 | 29278 |

District of Prince County, (continued.)

| S OF | | BRITISH PROVINCES | |
|------|------|--|---|
| | | P. E. Island | Other Countries |
| | | No. of Churches | No. of Schoolhouses |
| | | No. of Brewing and Distilling Establishments | No. of Tanneries |
| | | Pounds of Leather manufactured during the past year | Pounds of Tobacco manufactured during the past year |
| | | No. of Fishing Establishments | No. of Barrels of Mackerel cured during the past year |
| | | No. of Barrels of Herring or Alewives | No. of Quintals of Codfish or Hake |
| | | No. of Boats owned for fishing purposes | Gallons of Oil made during the past year |
| | | No. of men engaged in Fishing | No. of Fish Barrels manufactured during the past year |
| | | No. of Cooper's Shops | Pounds of Hake Sounds cured during the past year |
| | | Quantity of Preserved Shell and other fish prepared during the past year | |
| 28 | 1185 | 5 | 5 |
| 17 | 821 | 3 | 1 |
| 63 | 1089 | 5 | 125 |
| 28 | 1034 | 3 | 81 |
| 25 | 1453 | 1 | 36708 |
| | | 5 | 1 |
| | | 6 | 3 |
| | | | 105 |
| | | | 15 |
| | | | 8 |
| | | | 8 |
| | | | 4 |
| | | | 1 |
| 61 | 5585 | 14 | 16 |
| | | 24 | 1 |
| | | | 46914 |
| | | | 1 |
| | | | 3 |
| | | | 105 |
| | | | 15 |
| | | | 14 |
| | | | 8 |
| | | | 4 |
| | | | 1 |

District of Prince County, (concluded.)

| | | GENERAL REMARKS. | |
|------|--|------------------|-------|
| | No. of Brick Kilns | | |
| | No. of Bricks manufactured during the past year | | |
| | No. of Carriages and Sleighs manufactured during the past year | | |
| | Yards of Cloth manufactured during the past year | | |
| | No. of Cloth Factories | | |
| | No. of Sewing Machines | | |
| | No. of Pianos, Melodcons and Organs | | |
| 100 | | 113 | 9889 |
| 400 | | 10 | 7995 |
| | | 22 | |
| 700 | | 12 | |
| | | 38 | 11394 |
| 2000 | | 195 | 29278 |
| | | | 59 |
| | | | 19 |
| | | | 3 |
| | | | 10 |
| | | | 29 |
| | | | 9 |
| | | | 8 |
| | | | 1 |
| | | | 1 |
| | | | 13 |
| | | | 4 |

Fifth Electoral District of

| NUMBER OF TOWNSHIPS. | No. of families | MALES. | | | | | | FEMALES. | | | | |
|----------------------------|-----------------|---------------|--------------|---------------|---------------|---------------|---------------|---------------|--------------|---------------|---------------|---------------|
| | | Under 5 years | From 5 to 16 | From 16 to 21 | From 21 to 45 | From 45 to 60 | Upwards of 60 | Under 5 years | From 5 to 16 | From 16 to 21 | From 21 to 45 | From 45 to 60 |
| No. 17, . . . | 235 | 153 | 227 | 88 | 220 | 80 | 43 | 118 | 270 | 123 | 218 | 70 |
| Summerside, . . | 307 | 186 | 237 | 95 | 305 | 110 | 28 | 180 | 251 | 130 | 321 | 47 |
| Total, . . . | 542 | 339 | 464 | 183 | 525 | 190 | 71 | 298 | 521 | 253 | 539 | 117 |

Fifth Electoral District of Prince

| NUMBER OF TOWNSHIPS. | Kirk of Scotland | Roman Catholics | Methodists | Baptists | Bible Christians | Quakers | Universalists | Other Denominations | No. of acres held in fee simple | No. of acres held by lease, or agreement for lease | No. of acres held by verbal agreement | No. of acres held, as occupants, being neither freeholders nor leaseholders | No. of persons holding land | |
|----------------------------|------------------|-----------------|------------|----------|------------------|---------|---------------|---------------------|---------------------------------|--|---------------------------------------|---|-----------------------------|----------------|
| | | | | | | | | | | | | | First quality | Second quality |
| No. 17, . . . | 28 | 735 | 120 | 28 | 2 | 2 | 74 | 11913 | 2671 | 80 | | 86 | 43 | |
| Summerside, . . | 95 | 605 | 229 | 115 | 14 | 23 | 66 | 1418 | 50 | | | 12 | | |
| Total, . . . | 123 | 1340 | 349 | 143 | 14 | 25 | 140 | 16361 | 2721 | 80 | | 98 | 43 | |

Toral District of Prince County.

| | FEMALES. | | | | | | | | | | Deaf and dumb | Blind | No. not vaccinated nor had Small Pox | Total number, including ser-vants and apprentices | No. of married persons | No. of single persons | No. of insane | Married during the past year | Deaths during the past year | Births during the past year | INDIANS. | | Members of the Church of Eng-land | Presbyterian Church of the Low-er Provinces |
|----|---------------|---------------|--------------|---------------|---------------|---------------|---------------|-------|---------|------|---------------|-------|--------------------------------------|---|------------------------|-----------------------|---------------|------------------------------|-----------------------------|-----------------------------|----------|-----|-----------------------------------|---|
| | Upwards of 60 | Under 5 years | From 5 to 16 | From 16 to 21 | From 21 to 45 | From 45 to 60 | Upwards of 60 | Males | Females | | | | | | | | | | | | | | | |
| 43 | 118 | 270 | 123 | 218 | 70 | 34 | 3 | 851 | 1644 | 452 | 1192 | 2 | 7 | 7 | 46 | | | | | | 460 | 195 | | |
| 28 | 180 | 251 | 130 | 321 | 47 | 27 | 1 | 536 | 1917 | 580 | 1337 | 2 | 4 | 24 | 74 | 1 | | | | | 307 | 463 | | |
| 71 | 298 | 521 | 253 | 539 | 117 | 61 | 1 | 1390 | 3561 | 1032 | 2529 | 4 | 11 | 31 | 120 | 1 | | | | | 767 | 658 | | |

District of Prince County, (continued.)

| | No. of acres held by lease, or agreement for lease | No. of acres held by verbal agreement | No. of acres held, as occupants, being neither freeholders nor leaseholders | No. of persons holding land of | | | No. of acres of arable land | PRODUCE RAISED DURING THE PAST YEAR. | | | | | | | | | | |
|---|--|---------------------------------------|---|--------------------------------|----------------|---------------|-----------------------------|--------------------------------------|--------------------------------|--------------------------|------------------------|------------------------------|----------------------------|-------------------------------|---------------------------------|-------------------------|--|--|
| | | | | First quality | Second quality | Third quality | | No. of bushels of Wheat | No. of bushels of Winter Wheat | No. of bushels of Barley | No. of bushels of Oats | No. of bushels of Buck-wheat | No. of bus. of Indian Corn | No. of bushels of Clover Seed | No. of bushels of Tim-othy Seed | No. of bushels Potatoes | | |
| 3 | 2671 | 80 | | 86 | 43 | 5 | 6587 | 4122 | | 3915 | 53327 | 3341 | 95 | 834 | 1764 | 66801 | | |
| 8 | 50 | | | 12 | | | 946 | 710 | 150 | 257 | 3295 | 130 | | 2 | 10 | 3620 | | |
| 1 | 2721 | 80 | | 98 | 43 | 5 | 7533 | 5132 | 150 | 4172 | 56622 | 3471 | 95 | 854 | 1864 | 70421 | | |

Fifth Electoral District of Prince

| NUMBER OF TOWNSHIPS. | PRODUCE RAISED DURING THE PAST YEAR. | | | | | | | | | | | | |
|------------------------------|---|----------------------------------|------------------------------------|--------------------|----------------------------|---------------------------|------------------------------|--------------------------|------------------------------|--|--------------------------------------|---|------------------|
| | No. of bushels of Turnips | No. of bushels of other Roots | Apples and other Fruit, (value) | No. of tons of Hay | Number of bushels of Beans | Number of bushels of Peas | Number of bushels of Vetches | Number of pounds of Flax | Number of Flax Manufactories | Number of acres covered with Shell Manure | Number of acres covered with Lime | Pounds of Cheese manufactured during the past year | Pounds of Butter |
| No. 17, - - Summerside, - | 6808 320 | 20 | £7 0 0 | 1957 252 | 104 | 314 | | 427 | | 1044 61 | 1504 34 | 350 | 2102 125 |
| Total, - - | 7128 | 20 | £7 0 0 | 2209 | 104 | 314 | | 427 | | 1108 | 1844 | 350 | 2227 |

Fifth Electoral District of Prince

| NUMBER OF TOWNSHIPS. | No. of neat Cattle | No. of Sheep | No. of Hogs | NATIVES OF | | | | | | | | | | |
|------------------------------|--------------------|--------------|-------------|------------|----------|----------|-------------------|--------------|-----------------|-----------------|---------------------|---|------------------|--|
| | | | | England | Scotland | Ireland | British Provinces | P. E. Island | Other Countries | No. of Churches | No. of Schoolhouses | No. of Brewing and Distilling Establishments | No. of Tanneries | Pounds of Leather manufactured during the past year |
| No. 17, - - Summerside, - | 960 192 | 2590 180 | 960 202 | 53 41 | 20 36 | 23 39 | 60 181 | 1483 1595 | 5 25 | 2 6 | 7 3 | 2 2 | 1 1 | 5000 5000 |
| Total, - - | 1152 | 2770 | 1162 | 94 | 56 | 62 | 241 | 3078 | 30 | 8 | 10 | 2 | 3 | 10000 |

Fifth Electoral District of Prince

| NUMBER OF TOWNSHIPS. | Mills, whether driven by steam, water or horse power. | | | | | | | | | | | | |
|------------------------------|--|----------------------|------------------|-----------------------------------|-------------------------------|--|-------------------|---|--------------------|---|--|--|------------------------|
| | No. of Grist Mills | No. of Carding Mills | No. of Saw Mills | No. of Fulling and Dressing Mills | No. of Shingle and Lath Mills | No. of Steam Engines, for mechanical or other purposes | No. of Lime Kilns | Barrels of Lime manufactured during the past year | No. of Brick Kilns | No. of Bricks manufactured during the past year | No. of Carriages and Sleighs manufactured during the past year | Yards of Cloth manufactured during the past year | No. of Cloth Factories |
| No. 17, - - Summerside, - | 1 1 | 1 1 | 1 1 | | 1 1 | 1 1 | 2 1 | 2200 | | | 57 50 | | |
| Total, - - | 2 | 1 | 1 | | 1 | 1 | 3 | 2200 | | | 107 | | |

First Electoral District of

| NUMBER OF TOWNSHIPS. | No. of families | MALES. | | | | | | FEMALES. | | | | | |
|----------------------------|-----------------|---------------|--------------|---------------|---------------|---------------|---------------|---------------|--------------|---------------|---------------|---------------|--|
| | | Under 5 years | From 5 to 16 | From 16 to 21 | From 21 to 45 | From 45 to 60 | Upwards of 60 | Under 5 years | From 5 to 16 | From 16 to 21 | From 21 to 45 | From 45 to 60 | |
| No. 20, - - - | 201 | 102 | 196 | 55 | 170 | 57 | 48 | 85 | 152 | 78 | 201 | 61 | |
| No. 21, - - - | 249 | 120 | 228 | 81 | 219 | 72 | 49 | 148 | 209 | 85 | 246 | 70 | |
| No. 22, - - - | 223 | 107 | 185 | 92 | 211 | 67 | 54 | 102 | 190 | 96 | 194 | 67 | |
| No. 29, - - - | 307 | 172 | 282 | 126 | 249 | 99 | 53 | 175 | 287 | 121 | 259 | 88 | |
| No. 30, - - - | 240 | 122 | 229 | 74 | 161 | 77 | 54 | 109 | 197 | 97 | 188 | 78 | |
| No. 67, - - - | 218 | 125 | 234 | 85 | 205 | 48 | 43 | 132 | 185 | 93 | 203 | 58 | |
| Total, - - | 1158 | 748 | 1354 | 513 | 1218 | 420 | 301 | 751 | 1220 | 570 | 1291 | 422 | |

istrict of Prince County, (concluded.)

| during the past year | | GENERAL REMARKS. | |
|--|----------|------------------|----|
| No. of Brick Kilns | | | |
| No. of Bricks manufactured during the past year | | | |
| No. of Carriages and Sleighs manufactured during the past year | 57 50 | | |
| Yards of Cloth manufactured during the past year | | | |
| No. of Cloth Factories | | | |
| No. of Sewing Machines | 20 16 | | |
| No. of Pianos, Melodeons and Organs | 12 22 | | |
| | | | |
| | 107 | 66 | 34 |

ral District of Queen's County.

| FEMALES. | | | | | | | | | | | | | | | | | | | |
|---------------|--------------|---------------|---------------|---------------|---------------|---------------|-------|--------------------------------------|--|------------------------|-----------------------|---------------|------------------------------|-----------------------------|-----------------------------|----------|-----|----------------------------------|---|
| Under 5 years | From 5 to 16 | From 16 to 21 | From 21 to 45 | From 45 to 60 | Upwards of 60 | Deaf and dumb | Blind | No. not vaccinated nor had Small Pox | Total number, including servants and apprentices | No. of married persons | No. of single persons | No. of insane | Married during the past year | Deaths during the past year | Births during the past year | INDIANS. | | Members of the Church of England | Presbyterian Church of the Law or Provinces |
| 85 | 152 | 78 | 201 | 61 | 40 | 2 | 3 | 753 | 1245 | 347 | 898 | 3 | 7 | 22 | 36 | | | 344 | 569 |
| 148 | 259 | 85 | 246 | 70 | 42 | 2 | 1 | 1048 | 1569 | 459 | 1110 | 5 | 20 | 43 | | | 211 | 905 | |
| 102 | 130 | 96 | 194 | 67 | 46 | 1 | 1 | 1048 | 1411 | 391 | 1020 | 13 | 12 | 30 | | | 50 | 576 | |
| 175 | 287 | 121 | 259 | 88 | 46 | 2 | 2 | 701 | 1957 | 535 | 1422 | 3 | 3 | 28 | 46 | | 218 | 217 | |
| 109 | 197 | 97 | 188 | 78 | 41 | 1 | 2 | 904 | 1430 | 410 | 1020 | 1 | 7 | 9 | 13 | | 39 | 273 | |
| 132 | 185 | 93 | 203 | 58 | 24 | | | 1117 | 1435 | 367 | 1068 | 1 | 7 | 15 | 45 | | 92 | 876 | |
| 751 | 1220 | 670 | 1291 | 422 | 239 | 8 | 9 | 5571 | 9017 | 2509 | 6538 | 7 | 35 | 106 | 213 | | 990 | 3446 | |

First Electoral District of Queen

| NUMBER OF TOWNSHIPS. | No. of acres held in fee simple | | | | | | | No. of acres held by lease, or agreement for lease | | No. of acres held by verbal agreement | | No. of acres held, as occupants, being neither freeholders nor leaseholders | | No. of persons holding land | |
|----------------------------|---------------------------------|-----------------|------------|----------|------------------|---------|---------------|--|-------|---------------------------------------|--|---|---------------|-----------------------------|--|
| | Kirk of Scotland | Roman Catholics | Methodists | Baptists | Bible Christians | Quakers | Universalists | Other Denominations | | | | | First quality | Second quality | |
| No. 20, - - - | | 193 | 131 | 4 | | | 1 | 8772 | 6750 | | | 12 | 8 | 131 | |
| No. 21, - - - | 2 | 170 | 176 | 31 | 2 | | 132 | 16230 | 76 | 3 | | 109 | 60 | 60 | |
| No. 22, - - - | 18 | 606 | 86 | 61 | 11 | | | 2738 | 15246 | 102 | | 523 | 29 | 193 | |
| No. 29, - - - | 373 | 563 | 408 | 133 | | 1 | 14 | 265 | 16737 | 126 | | 1681 | 28 | 215 | |
| No. 30, - - - | 578 | 472 | 29 | 32 | 7 | | | 5444 | 9469 | 200 | | 2901 | 50 | 67 | |
| No. 67, - - - | 89 | 239 | 80 | 46 | | | 13 | 12224 | 10692 | 492 | | 150 | 30 | 198 | |
| Total, - - - | 1060 | 2243 | 913 | 313 | 20 | 1 | 160 | 45673 | 58961 | 923 | | 5270 | 254 | 861 | |

First Electoral District of Queen

| NUMBER OF TOWNSHIPS. | PRODUCE RAISED DURING THE PAST YEAR. | | | | | | | | | | |
|----------------------------|--------------------------------------|-------------------------------|---------------------------------|--------------------|----------------------------|---------------------------|------------------------------|--------------------------|------------------------------|---|-----------------------------------|
| | No. of bushels of Turnips | No. of bushels of other Roots | Apples and other Fruit, (value) | No. of tons of Hay | Number of bushels of Beans | Number of bushels of Peas | Number of bushels of Vetches | Number of pounds of Flax | Number of Flax Manufactories | Number of acres covered with Sheep Manure | Number of acres covered with Lime |
| No. 20, - - - | 8012 | 254 | £ s. d. 79 2 0 | 1190 | 144 | 10 | | 1094 | 1267 | 81 | 2805 |
| No. 21, - - - | 4665 | | 2 4 0 | 1175 | 2 | 3 | | | 1977 | 364 | 2560 |
| No. 22, - - - | 8930 | 12 | 45 15 0 | 1280 | 3 | 1 | 228 | | 1146 | 411 | 2875 |
| No. 29, - - - | 5541 | 102 | 31 15 0 | 1452 | 184 | 64 | 676 | | 690 | 320 | 1580 |
| No. 30, - - - | 1718 | 10 | 10 10 0 | 747 | | | 156 | | 341 | 414 | 1400 |
| No. 67, - - - | 6097 | 67 | 33 0 0 | 793 | 6 | | 633 | | 102 | 1824 | 613 |
| Total, - - - | 31993 | 2164 | 205 7 0 | 7235 | 41 | 204 | 18024 | | 5523 | 11054 | 11833 |

strict of Queen's County, (continued.)

| No. of acres held by lease, or agreement for lease | No. of acres held by verbal agreement | No. of acres held, as occupants, being neither freeholders nor leaseholders | No. of persons holding land of | | | PRODUCE RAISED DURING THE PAST YEAR. | | | | | | | | | | |
|--|---------------------------------------|---|--------------------------------|----------------|---------------|--------------------------------------|-------------------------|--------------------------------|--------------------------|------------------------|-----------------------------|----------------------------|-------------------------------|--------------------------------|-------------------------|--------|
| | | | First quality | Second quality | Third quality | No. of acres of arable land | No. of bushels of Wheat | No. of bushels of Winter Wheat | No. of bushels of Barley | No. of bushels of Oats | No. of bushels of Buckwheat | No. of bus. of Indian Corn | No. of bushels of Clover Seed | No. of bushels of Timothy Seed | No. of bushels Potatoes | |
| 6750 | | 12 | 8 | 131 | 41 | 7857 | 6936 | | 3912 | 51386 | | 873 | 14 | 31 | 2804 | 57009 |
| 76 | 3 | | 109 | 60 | 32 | 8340 | 7770 | | 3931 | 59303 | | 1073 | | 1137 | 2713 | 56981 |
| 15246 | 102 | 523 | 29 | 193 | | 7558 | 5442 | | 5812 | 61950 | | 1100 | 2 | 703 | 133 | 55980 |
| 16737 | 126 | 1681 | 22 | 215 | 9 | 10711 | 3841 | | 2659 | 83858 | | 7455 | 2 | 69 | 219 | 72263 |
| 9469 | 200 | 2901 | 50 | 67 | 98 | 5777 | 2115 | 50 | 1633 | 47912 | | 3340 | 6 | 5 | 52 | 52811 |
| 10692 | 492 | 150 | 30 | 198 | 4 | 9609 | 3805 | | 1176 | 70194 | | 2918 | | 114 | 1184 | 53885 |
| 58961 | 923 | 5270 | 254 | 864 | 184 | 49852 | 29909 | 50 | 19163 | 377603 | | 16759 | 24 | 19564 | 10744 | 418935 |

District of Queen's County, (continued.)

| | | | | | | | | | | | | | | | | | | |
|---|-------|------|-------|-------|--------|-----|----|----|----|----|-----|-----|------|------|-------|-------|-----|------|
| Number of bushels of Vetches | | | | | | | | | | | | | | | | | | |
| Number of pounds of Flax | 1094 | | | | | | | | | | | | | | | | | |
| Number of Flax Manufactories | | 1267 | 81 | 2805 | 15201 | 37 | 18 | 2 | | | | | | | | | | |
| Number of acres covered with Sheep Manure | 228 | 1977 | 364 | 2560 | 18065 | 30 | 25 | 3 | 1 | 13 | 16 | 6 | 215 | 511 | 3103 | 9088 | 26 | 471 |
| Number of acres covered with Lime | 676 | 1146 | 414 | 2875 | 16519 | 19 | 13 | 2 | 2 | 5 | 39 | 14 | 148 | 497 | 3254 | 7693 | 22 | 510 |
| Pounds of Cheese manufactured during the past year | 156 | 690 | 320 | 1580 | 28742 | 84 | 15 | 4 | 4 | 5 | 28 | | 331 | 457 | 2812 | 6911 | 26 | 482 |
| Pounds of Butter | 633 | 341 | 414 | 1400 | 14346 | 23 | 9 | 6 | 29 | 2 | 8 | 388 | 209 | 690 | 3299 | 8632 | 57 | 586 |
| Number of Fanning Mills | | 102 | 182 | 613 | 16073 | 30 | 14 | 1 | | | | | | 364 | 1000 | 5185 | 20 | 378 |
| Number of Mowing Machines | | | | | | | | | | | | | | 426 | 3384 | 7783 | 28 | 433 |
| Number of Stumping Machines | | | | | | | | | | | | | | | | | | |
| Number of Hay-making Machines. | | | | | | | | | | | | | | | | | | |
| Number of Hay Elevators | | | | | | | | | | | | | | | | | | |
| Number of Mud Diggers | | | | | | | | | | | | | | | | | | |
| Number of other useful Machines | | | | | | | | | | | | | | | | | | |
| Number of Carts, Trucks and Truck-wagons | | | | | | | | | | | | | | | | | | |
| Number of Riding Wagons and Carriages, Wood Sleds and Janning Sleighs | | | | | | | | | | | | | | | | | | |
| Number of yards of Cloth manufactured during the past year (hulled) | | | | | | | | | | | | | | | | | | |
| Number of yards of Cloth manufactured during the past year (not hulled) | | | | | | | | | | | | | | | | | | |
| Number of Threshing Machines | | | | | | | | | | | | | | | | | | |
| Number of Horses | | | | | | | | | | | | | | | | | | |
| | 18024 | 5523 | 11054 | 11833 | 108946 | 223 | 94 | 18 | 36 | 25 | 183 | 410 | 1348 | 2945 | 16852 | 45292 | 179 | 2860 |

First Electoral District of Queen

| NUMBER OF TOWNSHIPS. | NATIVES OF | | | | | | | | | | | | | | |
|----------------------------|-----------------------|-----------------|----------------|---------|----------|---------|-------------------|--------------|-----------------|--------------------|------------------------|--|---------------------|--|-------------------------------|
| | Number of Neat Cattle | Number of Sheep | Number of Hogs | England | Scotland | Ireland | British Provinces | P. E. Island | Other Countries | Number of Churches | Number of Schoolhouses | Number of Brewing and Dis- tilling Establishments | Number of Tanneries | Pounds of Leather manufactured during the past year | Pounds of Tobacco manufactur- |
| | | | | | | | | | | | | | | | |
| No. 20, - - - | 979 | 2745 | 794 | 25 | 67 | 22 | 35 | 1091 | 5 | 1 | 5 | | 1 | 125 | |
| No. 21, - - - | 992 | 2845 | 1027 | 31 | 156 | 37 | 13 | 1324 | 5 | 5 | 4 | | | | |
| No. 22, - - - | 1076 | 2715 | 1062 | 8 | 137 | 102 | 2 | 1162 | | 2 | 8 | | | 11200 | |
| No. 29, - - - | 1385 | 3120 | 1110 | 71 | 59 | 158 | 62 | 1600 | 7 | 6 | 7 | | | 31530 | |
| No. 30, - - - | 956 | 2264 | 812 | 12 | 134 | 150 | 3 | 1129 | 2 | 1 | 6 | | | 13500 | |
| No. 67, - - - | 1186 | 2795 | 1099 | 6 | 241 | 55 | 14 | 1119 | | 4 | 7 | | | | |
| Total, - - - | 6574 | 16484 | 5904 | 156 | 794 | 521 | 129 | 7425 | 19 | 19 | 37 | | | 66355 | |

First Electoral District of Queen

| NUMBER OF TOWNSHIPS. | Mills, whether driven by steam, water or horse power. | | | | | | | | | | | No. of Carriages and Sleighs manufactured during the past year | Yards of Cloth manufactured during the past year |
|----------------------------|--|----------------------|------------------|--|----------------------------------|--|-------------------|--|--------------------|--|--|--|---|
| | No. of Grist Mills | No. of Carding Mills | No. of Saw Mills | No. of Fulling and Dress- ing Mills | No. of Shingle and Lath Mills | No. of Steam Engines, for mechanical or other purposes | No. of Lime Kilns | Barrels of Lime manufactured during the past year | No. of Brick Kilns | No. of Bricks manufactured during the past year | No. of Carriages and Sleighs manufactured during the past year | | |
| | | | | | | | | | | | | | |
| No. 20, - - - | 4 | 1 | 1 | | | | 1 | 15 | | | 7 | 12192 | |
| No. 21, - - - | 4 | 5 | | | 3 | | 2 | 1060 | | | | 11137 | |
| No. 22, - - - | 3 | 2 | 4 | | 1 | | 2 | | | | | 9680 | |
| No. 29, - - - | 8 | 3 | 6 | 1 | 8 | | 8 | 1330 | 1 | 10000 | 50 | 11931 | |
| No. 30, - - - | 1 | 1 | 2 | | 1 | | | | | | | 7428 | |
| No. 67, - - - | 2 | 6 | | | 4 | | | | | | | 9985 | |
| Total, - - - | 22 | 7 | 24 | 1 | 17 | | 13 | 2345 | 3 | 10000 | 57 | 62353 | |

Second Electoral District of

| NUMBER OF TOWNSHIPS. | No. of families | MALES. | | | | | | FEMALES. | | | | | |
|----------------------------|-----------------|---------------|--------------|---------------|---------------|---------------|---------------|---------------|--------------|---------------|---------------|---------------|-----|
| | | Under 5 years | From 5 to 16 | From 16 to 21 | From 21 to 45 | From 45 to 60 | Upwards of 60 | Under 5 years | From 5 to 16 | From 16 to 21 | From 21 to 45 | From 45 to 60 | |
| | | No. 23, - - - | 291 | 150 | 255 | 109 | 250 | 85 | 39 | 116 | 281 | 117 | 256 |
| No. 24, - - - | 352 | 193 | 314 | 165 | 320 | 120 | 75 | 177 | 322 | 135 | 344 | 122 | |
| No. 31, - - - | 203 | 101 | 171 | 88 | 156 | 85 | 49 | 85 | 149 | 128 | 141 | 95 | |
| No. 32, - - - | 210 | 84 | 180 | 75 | 193 | 61 | 51 | 102 | 162 | 90 | 170 | 69 | |
| No. 65, - - - | 275 | 132 | 213 | 132 | 202 | 111 | 59 | 139 | 240 | 154 | 195 | 88 | |
| Total, - - - | 1331 | 660 | 1163 | 569 | 1121 | 462 | 276 | 619 | 1154 | 621 | 1106 | 451 | |

Second Electoral District of Qu

| NUMBER OF TOWNSHIPS. | Kirk of Scotland | Roman Catholics | Methodists | Baptists | Bible Christians | Quakers | Universalists | Other Denominations | No. of acres held in fee simple | No. of acres held by lease, or agreement for lease | No. of acres held by verbal agreement | No. of acres held, as occupants, being neither freeholders nor leaseholders | First quality | No. of |
|----------------------------|------------------|-----------------|------------|----------|------------------|---------|---------------|---------------------|---------------------------------|--|---------------------------------------|---|---------------|----------|
| | | | | | | | | | | | | | | holdings |
| No. 23, - - - | 117 | 670 | 17 | 213 | 207 | | | | 36 | 845 | 9510 | 103 | 50 | 53 |
| No. 24, - - - | 237 | 1300 | 42 | 111 | 46 | | | | 11 | 5738 | 11533 | 1090 | | 91 |
| No. 31, - - - | 194 | 225 | 329 | 135 | 1 | | | | 4 | 10681 | 5704 | 684 | 607 | 124 |
| No. 32, - - - | 209 | 122 | 262 | 163 | 44 | | | | 4 | 16205 | 2296 | 94 | | 71 |
| No. 65, - - - | 691 | 403 | 45 | 154 | 11 | | | | 4 | 5937 | 12890 | | | 244 |
| Total, - - - | 1448 | 2720 | 695 | 776 | 309 | | | | 62 | 47052 | 41933 | 1971 | 657 | 583 |

ctoral District of Queen's County.

| FEMALES. | | | | | | | | | | | | | | | | | | | | |
|---------------|---------------|--------------|---------------|---------------|---------------|---------------|---------------|-------|--------------------------------------|--|------------------------|-----------------------|---------------|------------------------------|-----------------------------|-----------------------------|----------|----|----------------------------------|--|
| Upwards of 60 | Under 5 years | From 5 to 16 | From 16 to 21 | From 21 to 45 | From 45 to 60 | Upwards of 60 | Deaf and dumb | Blind | No. not vaccinated nor had Small Pox | Total number, including servants and apprentices | No. of married persons | No. of single persons | No. of insane | Married during the past year | Deaths during the past year | Births during the past year | INDIANS. | | Members of the Church of England | Presbyterian Church of the Lower Provinces |
| 29 | 146 | 281 | 117 | 256 | 80 | 36 | 1 | 1 | 220 | 1804 | 525 | 1279 | 3 | 1 | 11 | 32 | | | 79 | 465 |
| 75 | 177 | 322 | 135 | 344 | 122 | 69 | 5 | 1 | 1844 | 2356 | 690 | 1666 | 4 | 18 | 24 | 78 | | | 258 | 318 |
| 49 | 85 | 149 | 128 | 141 | 95 | 80 | 3 | 1 | 462 | 1278 | 366 | 912 | 3 | 10 | 18 | 33 | | | 124 | 266 |
| 54 | 102 | 162 | 90 | 170 | 69 | 36 | 2 | 3 | 725 | 1276 | 381 | 892 | 3 | 10 | 11 | 33 | | | 357 | 115 |
| 59 | 139 | 240 | 154 | 195 | 88 | 51 | 3 | | 710 | 1746 | 453 | 1293 | 2 | 6 | 19 | 33 | 15 | 20 | 82 | 386 |
| 276 | 649 | 1154 | 624 | 1106 | 451 | 222 | 14 | 6 | 3961 | 8460 | 2418 | 6042 | 15 | 48 | 53 | 209 | 15 | 20 | 870 | 1580 |

District of Queen's County, (continued.)

| No. of acres held in fee simple | | | | No. of persons holding land of | | | PRODUCE RAISED DURING THE PAST YEAR. | | | | | | | | | | |
|--|---------------------------------------|---|-----|--------------------------------|----------------|---------------|--------------------------------------|-------------------------|--------------------------------|--------------------------|------------------------|------------------------------|----------------------------|-------------------------------|--------------------------------|-------------------------|--|
| No. of acres held by lease, or agreement for lease | No. of acres held by verbal agreement | No. of acres held, as occupants, being neither freeholders nor leaseholders | | First quality | Second quality | Third quality | No. of acres of arable land | No. of bushels of Wheat | No. of bushels of Winter Wheat | No. of bushels of Barley | No. of bushels of Oats | No. of bushels of Buck-wheat | No. of bus. of Indian Corn | No. of bushels of Clover Seed | No. of bushels of Timothy Seed | No. of bushels Potatoes | |
| 845 | 9510 | 103 | 50 | 53 | 152 | 9 | 11310 | 10033 | 31 | 6661 | 80116 | 728 | 15 | 53 | 290 | 78465 | |
| 5738 | 11533 | 1090 | | 91 | 176 | 18 | 12122 | 10374 | | 9062 | 100712 | 1129 | 35 | 18 | 126 | 98289 | |
| 10681 | 5704 | 684 | 607 | 124 | 62 | 2 | 5848 | 7540 | 37 | 2051 | 73875 | 2189 | | 11 | 2384 | 85860 | |
| 16205 | 2296 | 91 | | 71 | 94 | 9 | 11168 | 7098 | 34 | 6535 | 86350 | 1198 | | 224 | 2794 | 82890 | |
| 5937 | 12890 | | | 244 | | | 9687 | 7900 | | 2597 | 70040 | 857 | | | 41 | 103945 | |
| 47052 | 41933 | 1971 | 657 | 583 | 484 | 38 | 50135 | 42945 | 102 | 26901 | 411393 | 6101 | 50 | 1044 | 975 | 440449 | |

Second Electoral District of Queensland

| NUMBER OF TOWNSHIPS. | PRODUCE RAISED DURING THE PAST YEAR. | | | | | | | | | | | | |
|----------------------------|---|----------------------------------|------------------------------------|----|----|--------------------|----------------------------|---------------------------|------------------------------|--------------------------|------------------------------|--|--------------------------------------|
| | No. of bushels of Turnips | No. of bushels of other Roots | Apples and other Fruit, (value) | | | No. of tons of Hay | Number of bushels of Beans | Number of bushels of Peas | Number of bushels of Vetches | Number of pounds of Flax | Number of Flax Manufactories | Number of acres covered with Shell Manure | Number of acres covered with Lime |
| No. 23, - - - | 12965 | 89 | £ | s. | d. | 2048 | 24 | 50 | 166 | | 528 | 622 | 10135 |
| No. 24, - - - | 13065 | | | | | 2077 | 1 | 18 | 555 | | 1720 | 507 | 2882 |
| No. 31, - - - | 8007 | 107 | 35 | 10 | 0 | 1889 | | 25 | 126 | | 1871 | 797 | 4422 |
| No. 32, - - - | 33880 | 3 | 191 | 0 | 0 | 2865 | | 8 | 22 | 30 | 3153 | 2142 | 11760 |
| No. 65, - - - | 6810 | | | | | 1718 | | | | | 2157 | 47 | 1110 |
| Total, - - - | 74757 | 199 | 285 | 17 | 0 | 10597 | 34 | 101 | 22 | 877 | 10029 | 4115 | 30300 |

Second Electoral District of Queensland

| NUMBER OF TOWNSHIPS. | Number of Neat Cattle | Number of Sheep | Number of Hogs | NATIVES OF | | | | | | | | | |
|----------------------------|-----------------------|-----------------|----------------|------------|----------|---------|-------------------|--------------|-----------------|--------------------|------------------------|--|---------------------|
| | | | | England | Scotland | Ireland | British Provinces | P. E. Island | Other Countries | Number of Churches | Number of Schoolhouses | Number of Brewing and Dis- tilling Establishments | Number of Tanneries |
| No. 23, - - - | 1262 | 3115 | 1296 | 71 | 103 | 19 | 12 | 1596 | 3 | 5 | 9 | | |
| No. 24, - - - | 1515 | 4138 | 1655 | 52 | 74 | 26 | 31 | 2173 | 3 | 5 | 7 | | |
| No. 31, - - - | 1200 | 2845 | 831 | 65 | 64 | 68 | 12 | 1069 | 5 | 5 | 5 | | |
| No. 32, - - - | 1295 | 3286 | 999 | 54 | 41 | 24 | 17 | 1135 | 5 | 5 | 7 | | |
| No. 65, - - - | 1362 | 3473 | 905 | 27 | 109 | 73 | 8 | 1526 | 3 | 4 | 10 | | |
| Total, - - - | 6634 | 16857 | 5686 | 269 | 391 | 210 | 80 | 7499 | 11 | 22 | 38 | | 1 60 |

District of Queen's County, (continued.)

| Number of bushels of Peas | Number of bushels of Vetches | Number of pounds of Flax | Number of Flax Manufactories | Number of acres covered with Shell Manure | Number of acres covered with Lime | Pounds of Cheese manufactured during the past year | Pounds of Butter | Number of Fanning Mills | Number of Mowing Machines | Number of Stumping Machines | Number of Hay-making Machines. | Number of Hay Elevators | Number of Mud Diggers | Number of other useful Machines | Number of Carts, Trucks and Truck-wagons | Number of Riding Wagons and Carriages, Wood Sleds and Janting Sleighs | Number of yards of Cloth manufactured during the past year (fulled) | Number of yards of Cloth manufactured during the past year (not fulled) | Number of Threshing Machines | Number of Horses |
|---------------------------|------------------------------|--------------------------|------------------------------|---|-----------------------------------|--|------------------|-------------------------|---------------------------|-----------------------------|--------------------------------|-------------------------|-----------------------|---------------------------------|--|---|---|---|------------------------------|------------------|
| 50 | 166 | | | 528 | 622 | 10135 | 28123 | 50 | 34 | 6 | | 10 | 41 | 4 | 274 | 616 | 3164 | 7733 | 59 | 598 |
| 18 | 555 | | | 1720 | 507 | 2882 | 19965 | 65 | 34 | 14 | | 77 | | | 312 | 755 | 4793 | 11610 | 68 | 710 |
| 25 | 126 | | | 1871 | 797 | 4122 | 20600 | 48 | 21 | 4 | | 4 | 1 | 45 | 654 | 278 | 3437 | 6113 | 40 | 460 |
| 8 | 22 | 30 | | 3153 | 21424 | 11760 | 35575 | 61 | 65 | 12 | | 4 | 3 | 73 | 18 | 330 | 2842 | 5815 | 51 | 540 |
| | | | | 2157 | 47 | 1110 | 25525 | 6 | 18 | 1 | | 39 | 1 | 79 | | 331 | 3301 | 7519 | 12 | 578 |
| 101 | 22 | 877 | | 110029 | 41154 | 30309 | 138788 | 233 | 172 | 27 | | 51 | 15 | 315 | 676 | 1525 | 17537 | 39090 | 230 | 2886 |

District of Queen's County, (continued.)

| BRITISH PROVINCES | | P. E. Island | Other Countries | Number of Churches | Number of Schoolhouses | Number of Brewing and Distilling Establishments | Number of Tanneries | Pounds of Leather manufactured during the past year | Pounds of Tobacco manufactured during the past year | No. of Fishing Establishments | No. of barrels of Mackerel cured during the past year | No. of barrels of Herring or Alewives | Quintals of Codfish or Hake | No. of Boats owned for fishing purposes | Gallons of Fish Oil made during the past year | No. of men engaged in Fishing | No. of Fish Barrels manufactured during the past year | No. of Coopers' Shops | Pounds of Hake Sounds cured during the past year | Value of Preserved Shell and other Fish prepared during the past year | No. of Salmon taken during the past year, and the value thereof |
|-------------------|----|--------------|-----------------|--------------------|------------------------|---|---------------------|---|---|-------------------------------|---|---------------------------------------|-----------------------------|---|---|-------------------------------|---|-----------------------|--|---|---|
| 9 | 12 | 1596 | 3 | 5 | 9 | | | | | 1 | 604 | 12 | 20 | 2 | 10 | 4 | | | | | |
| 6 | 31 | 2173 | 3 | 3 | 7 | | 1 | 600 | | 8 | 554 | 417 | 118 | 23 | 240 | 76 | | | | | |
| 8 | 12 | 1069 | | 5 | 5 | | | | | | | | | | | | | 1 | | | |
| 4 | 17 | 1135 | 5 | 5 | 7 | | | | | | | | | | | | | | | | |
| 3 | 8 | 1526 | 3 | 4 | 10 | | | | | | | | | | | | | | | | |
| 0 | 80 | 7499 | 11 | 22 | 38 | | 1 | 600 | | 9 | 6144 | 429 | 138 | 25 | 250 | 80 | | 1 | | | |

Second Electoral District of Qu

| NUMBER or TOWNSHIPS. | Mills, whether driven by steam, water or horse power. | | | | | | | No. of Lime Kilns | Barrels of Lime manufactured during the past year | No. of Brick Kilns | No. of Bricks manufactured during the past year | No. of Carriages and Sleighs manufactured during the past year | Yards of Cloth manufactured |
|----------------------------|--|----------------------|------------------|--|---------------------------------|--|-------------------|-------------------|--|--------------------|--|--|-----------------------------|
| | No. of Grist Mills | No. of Carding Mills | No. of Saw Mills | No. of Fulling and Dress- ing Mills | No. of Sledge and Lath Mills | No. of Steam Engines, for mechanical or other purposes | No. of Lime Kilns | | | | | | |
| No. 23, - - - | 3 | 1 | 2 | | 1 | 1 | 3 | | 2 | 30000 | 53 | 8 | |
| No. 24, - - - | 2 | | | | | | 3 | 4600 | | | | | |
| No. 31, - - - | 1 | 1 | 10 | | 5 | | | | | 45 | 7 | | |
| No. 32, - - - | 5 | 1 | 4 | | 2 | | 8 | 4860 | 1 | | | | |
| No. 65, - - - | | | | | | | 6 | 1310 | 1 | 80000 | | | |
| Total, - - - | 12 | 3 | 16 | | 8 | 1 | 20 | 10770 | 4 | 110045 | 60 | 8 | |

Third Electoral District of

| NUMBER OF TOWNSHIPS. | No. of families | MALES. | | | | | | FEMALES. | | | | | |
|----------------------------|-----------------|---------------|--------------|---------------|---------------|---------------|---------------|---------------|--------------|---------------|---------------|---------------|-----|
| | | Under 5 years | From 5 to 16 | From 16 to 21 | From 21 to 45 | From 45 to 60 | Upwards of 60 | Under 5 years | From 5 to 16 | From 16 to 21 | From 21 to 45 | From 45 to 60 | |
| | | No. 33, - - - | 185 | 87 | 189 | 76 | 155 | 63 | 39 | 92 | 176 | 82 | 160 |
| No. 34, - - - | 216 | 122 | 189 | 74 | 207 | 64 | 42 | 98 | 182 | 83 | 218 | 55 | |
| No. 35, - - - | 179 | 81 | 152 | 66 | 147 | 59 | 40 | 62 | 156 | 90 | 147 | 59 | |
| No. 36, - - - | 210 | 110 | 191 | 101 | 219 | 96 | 66 | 97 | 214 | 96 | 198 | 88 | |
| No. 37, - - - | 208 | 115 | 188 | 74 | 161 | 92 | 45 | 104 | 183 | 104 | 177 | 75 | |
| No. 48, - - - | 214 | 96 | 204 | 126 | 166 | 98 | 37 | 74 | 191 | 125 | 195 | 70 | |
| Total, - - - | 1212 | 611 | 1113 | 517 | 1055 | 472 | 269 | 527 | 1102 | 580 | 1101 | 404 | |

District of Queen's County, (concluded.)

| | | | | | | | GENERAL REMARKS. | | |
|-------------------|---|--------------------|---|--|--|------------------------|------------------------|-------------------------------------|--|
| No. of Lime Kilns | Barrels of Lime manufactured during the past year | No. of Brick Kilns | No. of Bricks manufactured during the past year | No. of Carriages and Sleighs manufactured during the past year | Yards of Cloth manufactured during the past year | No. of Cloth Factories | No. of Sewing Machines | No. of Pianos, Melodcons and Organs | |
| 3 | 4600 | 2 | 30000 | 53 | 8692 | 8 | 1 | | |
| 8 | 4860 | 1 | 45 | 7 | | 11 | 3 | | |
| 6 | 1310 | 1 | 80000 | | | 3 | 1 | | |
| 20 | 10770 | 4 | 110045 | 60 | 8692 | 26 | 5 | | |

toral District of Queen's County.

| FEMALES. | | | | | | | | | | | | | | | | | | | | |
|---------------|---------------|--------------|---------------|---------------|---------------|---------------|---------------|-------|--------------------------------------|--|------------------------|-----------------------|---------------|------------------------------|-----------------------------|-----------------------------|----------|-----|----------------------------------|--|
| Upwards of 60 | Under 5 years | From 5 to 16 | From 16 to 21 | From 21 to 45 | From 45 to 60 | Upwards of 60 | Deaf and dumb | Blind | No. not vaccinated nor had Small Pox | Total number, including servants and apprentices | No. of married persons | No. of single persons | No. of insane | Married during the past year | Deaths during the past year | Births during the past year | INDIANS. | | Members of the Church of England | Presbyterian Church of the Lower Provinces |
| 39 | 92 | 176 | 82 | 166 | 57 | 37 | | | 624 | 1219 | 373 | 846 | 2 | 7 | 11 | 33 | | | 144 | 158 |
| 42 | 98 | 182 | 83 | 218 | 55 | 53 | | | 596 | 1387 | 401 | 986 | 1 | 9 | 9 | 23 | | | 44 | 283 |
| 40 | 62 | 156 | 90 | 147 | 59 | 21 | | | 714 | 1080 | 284 | 796 | 6 | 11 | 11 | 36 | 3 | 4 | 16 | 28 |
| 66 | 97 | 214 | 96 | 198 | 82 | 54 | 1 | | 639 | 1530 | 403 | 1127 | 10 | 15 | 15 | 39 | | | 17 | 21 |
| 45 | 104 | 183 | 104 | 177 | 75 | 37 | | | 610 | 1355 | 378 | 977 | | 2 | 16 | | | | 62 | 219 |
| 37 | 74 | 191 | 125 | 195 | 70 | 30 | 1 | 1 | 632 | 1412 | 367 | 1045 | 13 | 2 | 23 | | | | 38 | 47 |
| 269 | 527 | 1102 | 580 | 1101 | 404 | 232 | 2 | 1 | 3815 | 7983 | 2206 | 5777 | 345 | 50 | 175 | 12 | 16 | 321 | 756 | |

Third Electoral District of Queen

| NUMBER OF TOWNSHIPS. | No. of persons | | | | | | | No. of acres held in fee simple | No. of acres held by lease, or agreement for lease | No. of acres held by verbal agreement | No. of acres held, as occupants, being neither freeholders nor leaseholders | No. of persons holding | |
|----------------------------|------------------|-----------------|------------|----------|------------------|---------|---------------|---------------------------------|--|---------------------------------------|---|------------------------|---------------|
| | Kirk of Scotland | Roman Catholics | Methodists | Baptists | Bible Christians | Quakers | Universalists | | | | | Other Denominations | First quality |
| No. 33, | 312 | 90 | 160 | 7 | 318 | | | 7823 | 9352 | 50 | 50 | 59 | 9 |
| No. 34, | 268 | 342 | 348 | 90 | 2 | | 10 | 10761 | 9453 | | 50 | 48 | 12 |
| No. 35, | 80 | 859 | 70 | 27 | | | | 1543 | 13145 | | | 26 | 9 |
| No. 36, | 3 | 1469 | 5 | 1 | | | 14 | 1635 | 11478 | 1303 | | 60 | 8 |
| No. 37, | 16 | 1040 | 10 | 3 | | | 5 | 12195 | 4776 | | | 42 | 10 |
| No. 48, | 328 | 388 | 318 | 287 | 6 | | | 5721 | 10857 | 130 | | 28 | 9 |
| Total, | 1037 | 4188 | 911 | 415 | 326 | | 29 | 39678 | 59061 | 1573 | 100 | 263 | 58 |

Third Electoral District of Queen

| NUMBER OF TOWNSHIPS. | PRODUCE RAISED DURING THE PAST YEAR. | | | | | | | | | | | |
|----------------------------|--------------------------------------|-------------------------------|---------------------------------|--------------------|----------------------------|---------------------------|------------------------------|--------------------------|------------------------------|---|-----------------------------------|--|
| | No. of bushels of Turnips | No. of bushels of other Roots | Apples and other Fruit, (value) | No. of tons of Hay | Number of bushels of Beans | Number of bushels of Peas | Number of bushels of Vetches | Number of pounds of Flax | Number of Flax Manufactories | Number of acres covered with Shell Manure | Number of acres covered with Lime | Pounds of Cheese manufactured during the past year |
| No. 33, | 38624 | 116 | 300 0 0 | 2333 | 11 | 52 | 60 | | 702 | 3529 | 5555 | 288 |
| No. 34, | 18190 | | 282 0 0 | 2286 | 9 | | | | 876 | 2754 | 4510 | 294 |
| No. 35, | 3808 | 4 | 14 0 0 | 749 | 4 | 5 | 309 | | 115 | 110 | 4450 | 167 |
| No. 36, | 2720 | | 39 0 0 | 385 | | | 412 | 1 | 78 | 26 | 670 | 132 |
| No. 37, | 3227 | 6 | 62 0 0 | 290 | 4 | 14 | 217 | | 140 | 61 | 2530 | 92 |
| No. 48, | 10365 | | 102 0 0 | 1400 | | | | | 415 | 14 | 3886 | 173 |
| Total, | 76934 | 126 | 799 0 0 | 7443 | 28 | 71 | 998 | 1 | 2326 | 6494 | 21551 | 1148 |

District of Queen's County, (continued.)

| | | | | No. of persons holding land of | | PRODUCE RAISED DURING THE PAST YEAR. | | | | | | | | | | |
|---------------------------------|--|---------------------------------------|---|--------------------------------|----------------|--------------------------------------|-----------------------------|-------------------------|--------------------------------|--------------------------|------------------------|------------------------------|----------------------------|-------------------------------|--------------------------------|-------------------------|
| No. of acres held in fee simple | No. of acres held by lease, or agreement for lease | No. of acres held by verbal agreement | No. of acres held, as occupants, being neither freeholders nor leaseholders | First quality | Second quality | Third quality | No. of acres of arable land | No. of bushels of Wheat | No. of bushels of Winter Wheat | No. of bushels of Barley | No. of bushels of Oats | No. of bushels of Buck-wheat | No. of bus. of Indian Corn | No. of bushels of Clover Seed | No. of bushels of Timothy Seed | No. of bushels Potatoes |
| 823 | 9352 | 50 | 50 | 59 | 90 | 23 | 11421 | 6633 | | 10514 | 91190 | 1246 | | 98 | 362 | 68000 |
| 761 | 9453 | | 50 | 48 | 126 | 16 | 13160 | 6613 | 30 | 5207 | 91150 | 304 | | 60 | 203 | 85940 |
| 543 | 13145 | | | 26 | 95 | 41 | 7333 | 3884 | | 2562 | 53565 | 280 | | 16 | 111 | 50393 |
| 635 | 11478 | 1393 | | 60 | 80 | 50 | 6923 | 2760 | | 1086 | 70000 | 255 | 10 | 11 | 45 | 29905 |
| 195 | 4776 | | | 42 | 102 | 27 | 4959 | 3329 | 126 | 1818 | 37260 | 348 | 10 | | 36 | 47255 |
| 721 | 10857 | 130 | | 28 | 92 | 50 | 9014 | 5928 | 8 | 2352 | 65261 | 383 | | 17 | 197 | 73489 |
| 678 | 59061 | 1573 | 100 | 263 | 585 | 207 | 52810 | 29147 | 164 | 23533 | 408426 | 2825 | 20 | 202 | 954 | 354982 |

District of Queen's County, (continued.)

| | | | | | | | | | | | | | | | | | | | |
|-----|--------------------------|------------------------------|---|-----------------------------------|--|------------------|-------------------------|---------------------------|-----------------------------|--------------------------------|-------------------------|-----------------------|---------------------------------|--|--|---|---|------------------------------|------------------|
| | Number of pounds of Flax | Number of Flax Manufactories | Number of acres covered with Shell Manure | Number of acres covered with Lime | Pounds of Cheese manufactured during the past year | Pounds of Butter | Number of Fanning Mills | Number of Mowing Machines | Number of Stumping Machines | Number of Hay-making Machines. | Number of Hay Elevators | Number of Mud Diggers | Number of other useful Machines | Number of Carts, Trucks and Truck-wagons | Number of Riding Wagons and Carriages, Wood Sleds and Jaunting Sleighs | Number of yards of Cloth manufactured during the past year (fulled) | Number of yards of Cloth manufactured during the past year (not fulled) | Number of Threshing Machines | Number of Horses |
| 60 | 702 | 3529 | 5555 | 28863 | 84 | 64 | 13 | 8 | 2 | 35 | 42 | 296 | 358 | 3069 | 4653 | 83 | 554 | | |
| 309 | 876 | 2754 | 4510 | 29400 | 94 | 63 | 2 | 6 | 2 | 47 | 9 | 316 | 615 | 2818 | 4680 | 78 | 576 | | |
| 412 | 115 | 110 | 4450 | 16733 | 31 | 23 | 1 | 35 | 3 | 36 | 345 | 198 | 512 | 2232 | 4438 | 35 | 356 | | |
| 217 | 78 | 26 | 670 | 13283 | 3 | 4 | 1 | 3 | 3 | 26 | 1 | 198 | 297 | 3067 | 4156 | 10 | 263 | | |
| | 140 | 61 | 2530 | 9222 | 5 | 5 | 2 | 1 | | 14 | 13 | 175 | 385 | 2346 | 3687 | 21 | 355 | | |
| | 415 | 14 | 3986 | 17353 | 40 | 33 | 2 | | | 28 | 1 | 303 | 227 | 2808 | 4581 | 23 | 372 | | |
| 998 | 11 | 2326 | 6494 | 21551 | 114854 | 257 | 192 | 22 | 190 | 4 | 186 | 66 | 1633 | 2454 | 16340 | 26195 | 250 | 2576 | |

Third Electoral District of Que

| NUMBER OF TOWNSHIPS. | No. of neat Cattle | No. of Sheep | No. of Hogs | NATIVES OF | | | | | | | | | | |
|----------------------------|--------------------|--------------|-------------|---------------|----------|---------|-------------------|--------------|-----------------|-----------------|---------------------|--|-----------------|---|
| | | | | England | Scotland | Ireland | British Provinces | P. E. Island | Other Countries | No. of Churches | No. of Schoolhouses | No. of Brewing and Distilling Establishments | No of Tanneries | Pounds of Leather manufactured during the past year |
| | | | | No. 33, - - - | 1301 | 3219 | 898 | 104 | 46 | 12 | 23 | 1033 | 1 | 8 |
| No. 34, - - - | 1310 | 3283 | 1910 | 42 | 40 | 47 | 14 | 1210 | 4 | 4 | 4 | | | |
| No. 35, - - - | 971 | 2154 | 705 | 5 | 21 | 105 | 12 | 937 | | | 3 | | | |
| No. 36, - - - | 865 | 1799 | 722 | 2 | 31 | 223 | 16 | 1257 | 1 | 2 | 4 | | | |
| No. 37, - - - | 791 | 1879 | 1820 | 15 | 6 | 86 | 12 | 1236 | 1 | 1 | 7 | | 1 | 2900 |
| No. 48, - - - | 895 | 3162 | 474 | 26 | 37 | 59 | 21 | 1268 | 1 | 2 | 4 | | 2 | 6000 |
| Total, - - - | 6136 | 15526 | 6529 | 194 | 181 | 532 | 98 | 6971 | 7 | 17 | 28 | | 5 | 10800 |

Third Electoral District of Que

| NUMBER OF TOWNSHIPS. | Mills, whether driven by steam, water or horse power. | | | | | | | No. of Lime Kilns | Barrels of Lime manufactured during the past year | No. of Brick Kilns | No. of Bricks manufactured during the past year | No. of Carriages and Sleighs manufactured during the past year | Yards of Cloth manufactured |
|----------------------------|---|----------------------|------------------|-----------------------------------|-------------------------------|--|-------------------|-------------------|---|--------------------|---|--|-----------------------------|
| | No. of Grist Mills | No. of Carding Mills | No. of Saw Mills | No. of Fulling and Dressing Mills | No. of Shingle and Lath Mills | No. of Steam Engines, for mechanical or other purposes | No. of Lime Kilns | | | | | | |
| No. 33, - - - | 2 | 1 | 1 | 1 | 2 | | 5 | 3214 | | | | | 76 |
| No. 34, - - - | 4 | 1 | 1 | | | | | | | | | | 66 |
| No. 35, - - - | | | | | | | | | | | | | 72 |
| No. 36, - - - | 3 | 1 | 3 | | 3 | | 2 | 1000 | | | | | 56 |
| No. 37, - - - | 3 | 2 | 3 | | 1 | | 2 | 500 | 7 | 1280000 | | | 83 |
| No. 48, - - - | | | | | | | | | | | | | |
| Total, - - - | 12 | 5 | 8 | 1 | 6 | | 9 | 4714 | 7 | 1280000 | | | 356 |

Fourth Electoral District

| NUMBER OF TOWNSHIPS. | No. of families | MALES. | | | | | | FEMALES. | | | | | |
|----------------------------|-----------------|---------------|--------------|---------------|---------------|---------------|---------------|---------------|--------------|---------------|---------------|---------------|-----|
| | | Under 5 years | From 5 to 16 | From 16 to 21 | From 21 to 45 | From 45 to 60 | Upwards of 60 | Under 5 years | From 5 to 16 | From 16 to 21 | From 21 to 45 | From 45 to 60 | |
| | | No. 49, . . . | 240 | 108 | 250 | 96 | 209 | 82 | 52 | 142 | 227 | 138 | 223 |
| No. 50, . . . | 226 | 114 | 207 | 105 | 182 | 79 | 58 | 86 | 212 | 114 | 217 | 8 | |
| No. 57, . . . | 305 | 163 | 263 | 108 | 232 | 102 | 75 | 134 | 254 | 117 | 309 | 10 | |
| No. 58, . . . | 183 | 105 | 167 | 69 | 159 | 65 | 48 | 84 | 165 | 91 | 186 | 7 | |
| No. 60, . . . | 167 | 71 | 140 | 39 | 122 | 54 | 35 | 76 | 136 | 54 | 155 | 4 | |
| No. 62, . . . | 143 | 64 | 135 | 56 | 142 | 45 | 32 | 68 | 121 | 86 | 131 | 4 | |
| Total, . . . | 1264 | 625 | 1164 | 473 | 1046 | 427 | 300 | 590 | 1115 | 600 | 1221 | 42 | |

Fourth Electoral District of Quee

| NUMBER OF TOWNSHIPS. | Kirk of Scotland | Roman Catholics | Methodists | Baptists | Bible Christians | Quakers | Universalists | Other Denominations | No. of acres held in fee simple | No. of acres held by lease, or agreement for lease. | No. of acres held by verbal agreement | No. of acres held, as occupants, being neither freeholders nor leaseholders | No. of per holding la | |
|----------------------------|------------------|-----------------|------------|----------|------------------|---------|---------------|---------------------|---------------------------------|---|---------------------------------------|---|-----------------------|----------------|
| | | | | | | | | | | | | | First quality | Second quality |
| No. 49, . . . | 289 | 831 | 316 | 127 | 20 | | 22 | 3 | 19039 | 707 | 202 | | 101 | 84 |
| No. 50, . . . | 429 | 541 | 111 | 44 | 159 | | | | 8998 | 21609 | 316 | | 91 | 90 |
| No. 57, . . . | 1010 | 432 | 9 | 101 | 42 | | | | 21609 | 316 | | 287 | 60 | 183 |
| No. 58, . . . | 769 | 255 | | 24 | | | | | 14743 | 356 | 10 | 198 | 28 | 84 |
| No. 60, . . . | 491 | 39 | 4 | 10 | | | | | 15428 | | 34 | | 52 | 105 |
| No. 62, . . . | 403 | 21 | | 25 | | | 79 | | 13864 | 4 | 153 | | 20 | 57 |
| Total, . . . | 3391 | 2119 | 440 | 331 | 230 | | 22 | 82 | 93681 | 8599 | 540 | 485 | 352 | 605 |

ectoral District of Queen's County.

| FEMALES. | | | | | | | | | | | | | | | | | | | |
|---------------|---------------|--------------|---------------|---------------|---------------|---------------|-------|--------------------------------------|---|------------------------|-----------------------|---------------|------------------------------|-----------------------------|-----------------------------|----------|-----|-----------------------------------|---|
| Upwards of 60 | Under 5 years | | | | | Deaf and dumb | Blind | No. not vaccinated nor had Small Pox | Total number, including ser-vants and apprentices | No. of married persons | No. of single persons | No. of insane | Married during the past year | Deaths during the past year | Births during the past year | INDIANS. | | Members of the Church of Eng-land | Presbyterian Church of the Low-er Provinces |
| | Under 5 years | From 5 to 16 | From 16 to 21 | From 21 to 45 | From 45 to 60 | Upwards of 60 | | | | | | | | | Males | Females | | | |
| 52 | 142 | 227 | 138 | 223 | 75 | 59 | 2 | 537 | 1661 | 436 | 1225 | 1 | 8 | 8 | 40 | | 47 | | |
| 58 | 86 | 212 | 114 | 217 | 89 | 48 | | 699 | 1511 | 373 | 1138 | 2 | 8 | 12 | 29 | | 208 | 16 | |
| 75 | 134 | 254 | 117 | 309 | 102 | 73 | 4 | 1115 | 1934 | 504 | 1430 | 3 | 7 | 15 | 32 | 6 | 18 | 322 | |
| 48 | 84 | 165 | 91 | 186 | 71 | 48 | | 849 | 1258 | 372 | 886 | 3 | 7 | 8 | 51 | 8 | 1 | 209 | |
| 35 | 76 | 136 | 54 | 155 | 40 | 39 | | 637 | 961 | 311 | 650 | 1 | 7 | 8 | 29 | | 4 | 417 | |
| 32 | 68 | 121 | 86 | 131 | 49 | 23 | | 822 | 952 | 237 | 715 | 1 | 23 | 8 | 25 | | 4 | 420 | |
| 300 | 590 | 1115 | 600 | 1221 | 426 | 290 | 5 | 4659 | 8277 | 2233 | 6044 | 13 | 77 | 76 | 206 | 6 | 278 | 1384 | |

District of Queen's County, (continued.)

| No. of acres held by lease, or agreement for lease | No. of acres held by verbal agreement | No. of acres held, as occupants, being neither freeholders nor leaseholders | No. of persons holding land of | | | No. of acres of arable land | PRODUCE RAISED DURING THE PAST YEAR. | | | | | | | | | |
|--|---------------------------------------|---|--------------------------------|----------------|---------------|-----------------------------|--------------------------------------|--------------------------------|--------------------------|------------------------|------------------------------|----------------------------|-------------------------------|---------------------------------|-------------------------|--|
| | | | First quality | Second quality | Third quality | | No. of bushels of Wheat | No. of bushels of Winter Wheat | No. of bushels of Barley | No. of bushels of Oats | No. of bushels of Buck-wheat | No. of bus. of Indian Corn | No. of bushels of Clover Seed | No. of bushels of Tim-othy Seed | No. of bushels Potatoes | |
| 707 | 202 | | 101 | 84 | 39 | 10679 | 4911 | | 2915 | 86767 | 601 | 12 | 17 | 360 | 84680 | |
| 7216 | 141 | 287 | 91 | 90 | 25 | 9526 | 5283 | | 3175 | 84862 | 485 | 4 | 66 | 264 | 89413 | |
| 316 | | | 60 | 185 | 30 | 11493 | 5246 | | 1684 | 84197 | 589 | 3 | | 289 | 73357 | |
| 356 | 10 | 198 | 28 | 84 | 71 | 5273 | 2885 | | 633 | 42390 | 128 | | | 126 | 35950 | |
| | 34 | | 52 | 105 | 7 | 4628 | 1570 | | 339 | 29742 | 25 | | | 85 | 24438 | |
| 4 | 153 | | 20 | 57 | 62 | 5232 | 2008 | | 991 | 26967 | 379 | 2 | 5 | 62 | 24460 | |
| 8599 | 540 | 485 | 352 | 605 | 234 | 46831 | 21903 | | 9737 | 354925 | 2207 | 21 | 88 | 1186 | 332298 | |

Fourth Electoral District of Queen

| NUMBER OF TOWNSHIPS. | PRODUCE RAISED DURING THE PAST YEAR. | | | | | | | | | | | | | |
|----------------------------|---|------------------------------------|-----|-----|--------------------|----------------------------|---------------------------|------------------------------|--------------------------|------------------------------|--|--------------------------------------|---|------------------|
| | No. of bushels of Turnips | No. of bushels of other Roots | | | No. of tens of Hay | Number of bushels of Beans | Number of bushels of Peas | Number of bushels of Vetches | Number of pounds of Flax | Number of Flax Manufactories | Number of acres covered with Shell Manure | Number of acres covered with Lime | Pounds of Cheese manufactured during the past year | Pounds of Butter |
| | | Apples and other Fruit, (value) | £ | s. | | | | | | | | | | |
| No. 49, - - - | 15965 | 176 | 178 | 0 0 | 1739 | 27 10 3 | 657 | 609 | 211 | 2416 | 242 | | | |
| No. 50, - - - | 11612 | 12 | 112 | 0 0 | 1839 | 94 39 | 698 | 419 | 151 | 7406 | 337 | | | |
| No. 57, - - - | 5294 | 71 | 74 | 0 0 | 1272 | 34 19 3 | 1506 | 5 146 | 133 | 4473 | 166 | | | |
| No. 58, - - - | 1192 | 7 | 30 | 0 0 | 408 | | 988 | | 16 | 2331 | 94 | | | |
| No. 60, - - - | | | 5 | 0 0 | 388 | | 784 | | 5 | 2095 | 64 | | | |
| No. 62, - - - | 611 | 6 | 5 | 0 0 | 465 | 8 2 | 1023 | | 3 | 2075 | 90 | | | |
| Total, - - - | 34674 | 272 | 404 | 0 0 | 6111 | 48 71 | 5656 | 5 1174 | 519 | 20796 | 994 | | | |

Fourth Electoral District of Queen

| NUMBER OF TOWNSHIPS. | Number of Neat Cattle | Number of Sheep | Number of Hogs | NATIVES OF | | | | | | | | | | | |
|----------------------------|-----------------------|-----------------|----------------|------------|----------|---------|-------------------|--------------|-----------------|--------------------|------------------------|--|-------------------|--|--|
| | | | | England | Scotland | Ireland | British Provinces | P. E. Island | Other Countries | Number of Churches | Number of Schoolhouses | Number of Brewing and Dis- tilling Establishments | Number of Taverns | Pounds of Leather manufactured during the past year | Pounds of Tobacco manufactur- ed during the past year |
| | | | | | | | | | | | | | | | |
| No. 49, - - - | 1242 | 3054 | 903 | 14 | 19 | 96 | 39 | 1480 | 13 | 5 | 6 | 1 | 4000 | | |
| No. 50, - - - | 1430 | 3875 | 965 | 25 | 61 | 32 | 31 | 1358 | 4 | 5 | 7 | 2 | 600 | | |
| No. 57, - - - | 1598 | 4571 | 1479 | 7 | 295 | 62 | 29 | 1630 | 1 | 4 | 7 | 1 | 200 | | |
| No. 58, - - - | 829 | 2263 | 478 | 4 | 133 | 49 | 32 | 1040 | | 2 | 6 | | | | |
| No. 60, - - - | 651 | 1680 | 358 | | 186 | | 22 | 747 | | 7 | 7 | | | | |
| No. 62, - - - | 753 | 1762 | 432 | 4 | 113 | 2 | 18 | 815 | | 2 | 5 | 3 | 1719 | | |
| Total, - - - | 6503 | 17205 | 1615 | 54 | 717 | 241 | 171 | 7070 | 18 | 18 | 38 | 7 | 6359 | | |

District of Queen's County, (continued.)

| | Number of Pounds of Flax | Number of Flax Manufactories | Number of acres covered with Shell Manure | Number of acres covered with Lime | Pounds of Cheese manufactured during the past year | Pounds of Butter | Number of Fanning Mills | Number of Mowing Machines | Number of Stumping Machines | Number of Hay-making Machines. | Number of Hay Elevators | Number of Mud Diggers | Number of other useful Machines | Number of Carts, Trucks and Truck-wagons | Number of Riding Wagons and Carriages, Wood Sleds and Jaunting Sleighs | Number of yards of Cloth manufactured during the past year (fulled) | Number of yards of Cloth manufactured during the past year (not fulled) | Number of Threshing Machines | Number of Horses |
|------|--------------------------|------------------------------|---|-----------------------------------|--|------------------|-------------------------|---------------------------|-----------------------------|--------------------------------|-------------------------|-----------------------|---------------------------------|--|--|---|---|------------------------------|------------------|
| 657 | 609 | 211 | 2416 | 24257 | 31 | 41 | 5 | 52 | 4 | 35 | 76 | 299 | 571 | 2167 | 8183 | 33 | 509 | | |
| 698 | 419 | 151 | 7406 | 33750 | 28 | 39 | | 1 | 1 | 28 | 12 | 261 | 562 | 2975 | 9854 | 24 | 494 | | |
| 1506 | 5 146 | 133 | 4473 | 16600 | 26 | 23 | | 34 | 6 | 6 | 12 | 481 | 541 | 4270 | 11143 | 21 | 560 | | |
| 988 | | 16 | 2331 | 9438 | 13 | 3 | | 9 | 1 | 1 | | 161 | 267 | 2076 | 3817 | 13 | 292 | | |
| 784 | | 5 | 2095 | 6433 | | | | 9 | 1 | 1 | | 163 | 224 | 1670 | 5345 | 6 | 230 | | |
| 1023 | | 3 | 2075 | 9004 | | 5 | | 1 | 2 | 2 | 4 | 115 | 187 | 1855 | 5615 | 94 | 353 | | |
| 5656 | 5,1174 | 519 | 20796 | 99482 | 98 | 111 | 5 | 97 | 4 | 72 | 94 | 1480 | 2352 | 15013 | 43987 | 1064 | 2438 | | |

District of Queen's County, (continued.)

| OF | | P. E. Island | Other Counties | Number of Churches | Number of Schoolhouses | Number of Brewing and Distilling Establishments | Number of Tanneries | Pounds of Leather manufactured during the past year | Pounds of Tobacco manufactured during the past year | No. of Fishing Establishments | No. of barrels of Mackerel cured during the past year | No. of barrels of Herring or Alewives | Quintals of Codfish or Hake | No. of Boats owned for fishing purposes | Gallons of Fish Oil made during the past year | No. of men engaged in Fishing | No. of Fish Barrels manufactured during the past year | No. of Coopers' Shops | Pounds of Hake Sounds cured during the past year | Value of Preserved Shell and other Fish prepared during the past year | No. of Salmon taken during the past year, and the value thereof |
|----|------|--------------|----------------|--------------------|------------------------|---|---------------------|---|---|-------------------------------|---|---------------------------------------|-----------------------------|---|---|-------------------------------|---|-----------------------|--|---|---|
| 0 | 1480 | 13 | 5 | 6 | | | 1 | 1000 | | 36 | 110 | | | 9 | | 6 | | | | | |
| 1 | 1358 | 4 | 5 | 7 | | | | | | 17 | 101 | | 15 | 9 | 8 | 11 | | 21 | | | |
| 0 | 1630 | 1 | 4 | 7 | | | 2 | 600 | | 1 | 445 | | 12 | 13 | 4 | 3 | | | | | |
| 2 | 1040 | | 2 | 6 | | | 1 | 20 | | 278 | 55 | | 18 | 18 | 10 | | | | | | |
| 7 | 747 | | 1 | 7 | | | | | | 4 | 139 | | 314 | 6 | 384 | 12 | | | | | |
| 7 | 815 | | 2 | 5 | | | 3 | 1719 | | 6 | 436 | | 334 | 36 | 184 | 51 | | | | | |
| 7 | 7070 | 18 | 18.38 | | | | 7 | 6339 | | 3 | 604 | | 1512 | 4174 | 91 | 2444 | 83 | | | | |

Fourth Electoral District of Queen

| NUMBER OF TOWNSHIPS. | Mills, whether driven by steam, water or horse power. | | | | | | No. of Lime Kilns | Barrels of Lime manufactured during the past year | No. of Brick Kilns | No. of Bricks manufactured during the past year | No. of Carriages and Sleighs manufactured during the past year | Yards of Cloth manufactured during the past year | No. of Cloth Factories |
|----------------------------|--|----------------------|------------------|--------------------------------------|----------------------------------|--|-------------------|--|--------------------|--|--|---|------------------------|
| | No. of Grist Mills | No. of Carding Mills | No. of Saw Mills | No. of Fulling and Dressing Mills | No. of Shingle and Lath Mills | No. of Steam Engines, for mechanical or other purposes | | | | | | | |
| No. 49, - - - | 3 | 6 | 1 | | | | 2 | | | | 15 | | |
| No. 50, - - - | 1 | 3 | | | 3 | | 2 | 1720 | 1 | 2500 | 5 | | |
| No. 57, - - - | 5 | 4 | | | 3 | | 3 | 1100 | | | 31 | 15413 | |
| No. 58, - - - | 3 | 3 | 1 | | 4 | | 3 | 600 | | | | 12000 | |
| No. 60, - - - | 1 | 3 | | | 1 | | | | | | 11 | 6994 | |
| No. 62, - - - | 3 | 2 | 1 | | | | 1 | | 1 | | 4 | | |
| Total, - - - | 16 | 21 | 3 | | 11 | | 11 | 3120 | 2 | 2500 | 66 | 31107 | |

City of Charlottetown and

| No. of families | MALES. | | | | | | FEMALES. | | | | | | No. not vaccinated nor had Small Pox | Total number, including ser- vants and apprentices | No. of married persons | |
|-----------------|---------------|--------------|---------------|---------------|---------------|---------------|---------------|--------------|---------------|---------------|---------------|---------------|---|---|------------------------|------|
| | Under 5 years | From 5 to 16 | From 16 to 21 | From 21 to 45 | From 45 to 60 | Upwards of 60 | Under 5 years | From 5 to 16 | From 16 to 21 | From 21 to 45 | From 45 to 60 | Upwards of 60 | | | | |
| 1526 | 558 | 1109 | 640 | 1176 | 470 | 225 | 584 | 1163 | 697 | 1511 | 482 | 192 | 2 | 2069 | 8807 | 2301 |

District of Queen's County, (concluded.)

| during the past year | | No. of Brick Kilns | | No. of Bricks manufactured during the past year | | No. of Carriages and Sleighs manufactured during the past year | | Yards of Cloth manufactured during the past year | | No. of Cloth Factories | | No. of Sewing Machines | | No. of Pianos, Melodeons and Organs | | GENERAL REMARKS. |
|----------------------|---|--------------------|------|---|-------|--|---|--|--|------------------------|--|------------------------|---|-------------------------------------|--|------------------|
| | | | | | | | | | | | | | | | | |
| 720 | 1 | | 2500 | 15 | | 9 | 4 | | | | | 7 | 1 | | | |
| 000 | | | | 5 | | 1 | | | | | | 1 | | | | |
| 000 | | | | 31 | 15413 | 12 | | | | | | 3 | | | | |
| | 1 | | | 11 | 12000 | 4 | 1 | | | | | 1 | | | | |
| | | | | 4 | 6994 | 1 | | | | | | | | | | |
| 120 | 2 | 2500 | | 66 | 31107 | 34 | 9 | | | | | | | | | |

Charlottetown and Royalty.

| | | | | | | | | | | | | | | | | | | |
|---------------|---------------|---------------|--------------------------------------|--|------------------------|-----------------------|---------------|------------------------------|-----------------------------|-----------------------------|----------|--|----------------------------------|--|------------------|-----------------|------------|----------|
| 482 | 192 | 12 | 2069 | 8807 | 2301 | 6506 | 53 | 58 | 134 | 205 | | | 1507 | 499 | 1103 | 3328 | 1791 | 256 |
| From 45 to 60 | Upwards of 60 | Deaf and dumb | No. not vaccinated nor had Small Pox | Total number, including servants and apprentices | No. of married persons | No. of single persons | No. of insane | Married during the past year | Deaths during the past year | Births during the past year | INDIANS, | | Members of the Church of England | Presbyterian Church of the Lower Provinces | Kirk of Scotland | Roman Catholics | Methodists | Baptists |

City of Charlottetown and R

| | |
|---|-------|
| Bible Christians | 272 |
| Quakers | 1 |
| Universalists | 5 |
| Other Denominations | 45 |
| No. of acres held in fee simple | 3800 |
| No. of acres held by lease, or agreement for lease | 65 |
| No. of acres held by verbal agreement | 6 |
| No. of acres held, as occupants, being neither freeholders nor leaseholders | |
| No. of persons holding land of | |
| First quality | 51 |
| Second quality | 16 |
| Third quality | 9 |
| No. of acres of arable land | 5832 |
| No. of bushels of Wheat | 1913 |
| No. of bushels of Winter Wheat | 359 |
| No. of bushels of Barley | 6169 |
| No. of bushels of Oats | 28098 |

City of Charlottetown and R

| | |
|---|-------|
| Number of bushels of Vetches | |
| Number of pounds of Flax | 3 |
| Number of Flax Manufactories | |
| Number of acres covered with Shell Manure | 446 |
| Number of acres covered with Lime | 1022 |
| Pounds of Cheese manufactured during the past year | 405 |
| Pounds of Butter | 12270 |
| Number of Fanning Mills | 25 |
| Number of Mowing Machines | 29 |
| Number of Stumping Machines | |
| Number of Hay-making Machines. | 2 |
| Number of Hay Elevators | 12 |
| Number of Mud Diggers | 721 |
| Number of other useful Machines | 244 |
| Number of Carts, Trucks and Truck-wagons | 348 |
| Number of Riding Wagons and Carriages, Wood Sleds and Jaunting Sleighs | 804 |
| Number of yards of Cloth manufactured during the past year (fulled) | 230 |
| Number of yards of Cloth manufactured during the past year (not fulled) | 305 |

lletown and Royalty, (continued.)

| PRODUCE RAISED DURING THE PAST YEAR. | | | | | | | | | | | | | | | | | | | | | |
|--------------------------------------|-------------------------|--------------------------------|--------------------------|------------------------|------------------------------|----------------------------|-------------------------------|--------------------------------|-------------------------|---------------------------|-------------------------------|---|--------------------|----------------------------|---------------------------|---|---|---|------|---|--|
| No. of acres of arable land | No. of bushels of Wheat | No. of bushels of Winter Wheat | No. of bushels of Barley | No. of bushels of Oats | No. of bushels of Buck-wheat | No. of bus. of Indian Corn | No. of bushels of Clover Seed | No. of bushels of Timothy Seed | No. of bushels Potatoes | No. of bushels of Turnips | No. of bushels of other Roots | Apples and other Fruit, (value) | No. of tons of Hay | Number of bushels of Beans | Number of bushels of Peas | | | | | | |
| 5832 | 1943 | 359 | 6169 | 28098 | 323 | 3 | 79 | 27092 | 58378 | 1182 | 90 | <table border="1"> <tr> <td>£</td> <td>8</td> <td>d</td> </tr> <tr> <td>0</td> <td>0</td> <td>0</td> </tr> </table> | £ | 8 | d | 0 | 0 | 0 | 1692 | 5 | |
| £ | 8 | d | | | | | | | | | | | | | | | | | | | |
| 0 | 0 | 0 | | | | | | | | | | | | | | | | | | | |

lletown and Royalty, (continued.)

| | | | | | | | | | | | | | | | | | | |
|---|-----|-----|-----|-----|----|-----|-----|-----|-----|-----|-----|-----|-----|------|-----|---|----|---|
| 244 | 348 | 804 | 230 | 305 | 16 | 680 | 842 | 768 | 921 | 410 | 246 | 656 | 745 | 6597 | 153 | 9 | 10 | 5 |
| Number of other useful Machines | | | | | | | | | | | | | | | | | | |
| Number of Carts, Trucks and Truck-wagons | | | | | | | | | | | | | | | | | | |
| Number of Riding Wagons and Carriages, Wood Sleds and Jamming Sleighs | | | | | | | | | | | | | | | | | | |
| Number of yards of Cloth manufactured during the past year (fulled) | | | | | | | | | | | | | | | | | | |
| Number of yards of Cloth manufactured during the past year (not fulled) | | | | | | | | | | | | | | | | | | |
| Number of Threshing Machines | | | | | | | | | | | | | | | | | | |
| Number of Horses | | | | | | | | | | | | | | | | | | |
| Number of Neat Cattle | | | | | | | | | | | | | | | | | | |
| Number of Sheep | | | | | | | | | | | | | | | | | | |
| Number of Hogs | | | | | | | | | | | | | | | | | | |
| NATIVES OF | | | | | | | | | | | | | | | | | | |
| England | | | | | | | | | | | | | | | | | | |
| Scotland | | | | | | | | | | | | | | | | | | |
| Ireland | | | | | | | | | | | | | | | | | | |
| British Provinces | | | | | | | | | | | | | | | | | | |
| P. E. Island | | | | | | | | | | | | | | | | | | |
| Other Countries | | | | | | | | | | | | | | | | | | |
| Number of Churches | | | | | | | | | | | | | | | | | | |
| Number of Schoolhouses | | | | | | | | | | | | | | | | | | |
| Number of Brewing and Distilling Establishments | | | | | | | | | | | | | | | | | | |

City of Charlottetown and R

| | |
|---|---------|
| Number of Tanneries | 12 |
| Pounds of Leather manufactured during the past year | 137,800 |
| Pounds of Tobacco manufactured during the past year | 618,92 |
| No. of Fishing Establishments | 5 |
| No. of barrels of Mackerel cured during the past year | 2,250 |
| No. of barrels of Herring or Allowives | 460 |
| Quintals of Codfish or Hake | 750 |
| No. of Boats owned for fishing purposes | 29 |
| Gallons of Fish Oil made during the past year | 7,66 |
| No. of men engaged in Fishing | 247 |
| No. of Fish Barrels manufactured during the past year | 5,500 |
| No. of Coopers' Shops | 6 |
| Pounds of Hake Sounds cured during the past year | 150 |
| Value of Preserved Shell and other Fish prepared during the past year | £1400 |
| No. of Salmon taken during the past year, and the value thereof | £100 |
| No. of Grist Mills | 3 |
| Mills, w wat | |

First Electoral District of

| NUMBER OF TOWNSHIPS. | MALES. | | | | | | | FEMALES. | | | | |
|----------------------------|-----------------|---------------|--------------|---------------|---------------|---------------|---------------|---------------|--------------|---------------|---------------|---------------|
| | No. of families | Under 5 years | From 5 to 16 | From 16 to 21 | From 21 to 45 | From 45 to 60 | Upwards of 60 | Under 5 years | From 5 to 16 | From 16 to 21 | From 21 to 45 | From 45 to 60 |
| | No. 43. - - - | 183 | 82 | 134 | 92 | 152 | 42 | 31 | 62 | 109 | 41 | 152 |
| No. 44. - - - | 200 | 75 | 153 | 51 | 143 | 57 | 41 | 77 | 137 | 82 | 111 | 52 |
| No. 45. - - - | 260 | 98 | 231 | 110 | 265 | 85 | 53 | 84 | 183 | 121 | 275 | 77 |
| No. 46. - - - | 147 | 50 | 117 | 62 | 130 | 53 | 25 | 43 | 106 | 51 | 156 | 45 |
| No. 47. - - - | 174 | 65 | 131 | 58 | 155 | 69 | 41 | 61 | 137 | 59 | 175 | 65 |
| Total, - - - | 964 | 370 | 766 | 316 | 845 | 306 | 191 | 327 | 672 | 354 | 899 | 281 |

Lottetown and Royalty, (concluded.)

| | |
|---|-------|
| No. of Coopers' Shops | 6 |
| Pounds of Hake Sounds cured during the past year | 150 |
| Value of Preserved Shell and other Fish prepared during the past year | £1400 |
| No. of Salmon taken during the past year, and the value thereof | £100 |
| Mills, whether driven by steam, water or horse power. | |
| No. of Grist Mills | 3 |
| No. of Carding Mills | |
| No. of Saw Mills | 1 |
| No. of Fulling and Dressing Mills | |
| No. of Shingle and Lath Mills | 1 |
| No. of Steam Engines, for mechanical or other purposes | 8 |
| No. of Linn Kilns | 10 |
| Barrels of Lime manufactured during the past year | 23000 |
| No. of Brick Kilns | |
| No. of Bricks manufactured during the past year | |
| No. of Carriages and Sleighs manufactured during the past year | 358 |
| Yards of Cloth manufactured during the past year | |
| No. of Cloth Factories | |
| No. of Sewing Machines | 300 |
| No. of Pianos, Melodeons and Organs | 309 |

Parish of Lottetown and Royalty, (concluded.)

| Males | | FEMALES. | | Total | |
|--|-----|----------|-----|-------|------|
| Under 5 years | 62 | 100 | 41 | 152 | 213 |
| From 5 to 16 | 77 | 137 | 82 | 111 | 188 |
| From 16 to 21 | 84 | 183 | 121 | 275 | 405 |
| From 21 to 45 | 43 | 106 | 51 | 156 | 207 |
| From 45 to 60 | 61 | 137 | 59 | 175 | 240 |
| Upwards of 60 | | | | | |
| Deaf and dumb | 32 | | | | 32 |
| Blind | 1 | | | | 1 |
| No. not vaccinated nor had Small Pox | 198 | 917 | 308 | 609 | 1522 |
| Total number, including servants and apprentices | 227 | 1051 | 322 | 732 | 1759 |
| No. of married persons | 641 | 1022 | 409 | 1213 | 1854 |
| No. of single persons | 301 | 860 | 215 | 615 | 1116 |
| No. of insane | 297 | 1057 | 294 | 763 | 1361 |
| Married during the past year | 4 | 8 | 12 | 16 | 20 |
| Deaths during the past year | 13 | 12 | 5 | 12 | 25 |
| Births during the past year | 12 | 6 | 16 | 26 | 42 |
| INDIANS. | | | | | |
| Males | | | | | |
| Females | | | | | |
| Members of the Church of England | 16 | 300 | 53 | 78 | 441 |
| Presbyterian Church of the Lower Provinces | 7 | 40 | 7 | 19 | 66 |

First Electoral District of King

| NUMBER OF TOWNSHIPS. | Kirk of Scotland | Roman Catholics | Methodists | Baptists | Bible Christians | Quakers | Universalists | Other Denominations | No. of acres held in fee simple | No. of acres held by lease, or agreement for lease | No. of acres held by verbal agreement | No. of acres held, as occupants, being neither freeholders nor leaseholders | No. of holdings | |
|----------------------------|------------------|-----------------|------------|----------|------------------|---------|---------------|---------------------|---------------------------------|--|---------------------------------------|---|-----------------|----------------|
| | | | | | | | | | | | | | First quality | Second quality |
| No. 43, - - - | | 594 | 7 | | | | | | 6028 | 1198 | 537 | 5398 | 52 | |
| No. 44, - - - | 18 | 949 | 2 | | | | | | 9844 | 780 | 180 | 218 | 125 | |
| No. 45, - - - | | 1468 | 20 | 49 | | | | 12 | 20199 | 385 | 460 | 140 | 143 | |
| No. 46, - - - | 2 | 752 | | 76 | | | | 23 | 4650 | 3942 | 112 | 2996 | 43 | |
| No. 47, - - - | 2 | 739 | 2 | 285 | 1 | | | 9 | 14941 | 2353 | 491 | 160 | 86 | |
| Total, - - - | 22 | 4502 | 31 | 410 | 1 | | | 44 | 55662 | 8658 | 1780 | 6912 | 449 | 3 |

First Electoral District of King

| NUMBER OF TOWNSHIPS. | PRODUCE RAISED DURING THE PAST YEAR. | | | | Number of bushels of Beans | Number of bushels of Peas | Number of bushels of Vetches | Number of pounds of Flax | Number of Flax Manufactories | Number of acres covered with Shell Manure | Number of acres covered with Lime | Pounds of Cheese manufactured during the past year |
|----------------------------|--------------------------------------|-------------------------------|---------------------------------|--------------------|----------------------------|---------------------------|------------------------------|--------------------------|------------------------------|---|-----------------------------------|--|
| | No. of bushels of Turnips | No. of bushels of other Roots | Apples and other Fruit, (value) | No. of tons of Hay | | | | | | | | |
| No. 43, - - - | 1333 | 9 | £ 39 10 0 | 559 | 12 24 | | 518 | | 82½ | 7A | 4985 | 1 |
| No. 44, - - - | 2985 | 7 | 0 10 0 | 513 | 4 2½ | | 1142 | | 5A | 10 | 2581 | 1 |
| No. 45, - - - | 1159 | | | 949 | | | 1616 | | | | 5483 | 1 |
| No. 46, - - - | 40 | | | 194 | | | 920 | | | | 2790 | 1 |
| No. 47, - - - | 1125 | 22 | 72 16 0 | 939 | 91 2 | | 1105 | | | | 5521 | 1 |
| Total, - - - | 6612 | 38 | 112 16 0 | 3154 | 25½ 7 | | 5301 | | 88 | 17A | 21369 | 5 |

District of King's County, (continued)

| | No. of acres held by lease, or agreement for lease | No. of acres held by verbal agreement | No. of acres held, as occupants, being neither freeholders nor leaseholders | No. of persons holding land of | | | No. of acres of arable land | PRODUCE RAISED DURING THE PAST YEAR. | | | | | | | | | | | | | | | | |
|-----|--|---------------------------------------|---|--------------------------------|----------------|---------------|-----------------------------|--------------------------------------|--------------------------------|--------------------------|------------------------|------------------------------|----------------------------|-------------------------------|--------------------------------|-------------------------|--|--|--|--|--|--|--|--|
| | | | | First quality | Second quality | Third quality | | No. of bushels of Wheat | No. of bushels of Winter Wheat | No. of bushels of Barley | No. of bushels of Oats | No. of bushels of Buck-wheat | No. of bus. of Indian Corn | No. of bushels of Clover Seed | No. of bushels of Timothy Seed | No. of bushels Potatoes | | | | | | | | |
| | | | | | | | | | | | | | | | | | | | | | | | | |
| | | | | | | | | | | | | | | | | | | | | | | | | |
| 028 | 1198 | 537 | 3398 | 52 | 59 | 4 | 3342 | 1978 | | 3683 | 28297 | 764 | 71 | 14 | 87 | 46271 | | | | | | | | |
| 344 | 780 | 180 | 218 | 125 | 48 | 10 | 4311 | 2011 | | 3807 | 31850 | 68 | | | 60 | 11781 | | | | | | | | |
| 199 | 385 | 460 | 140 | 143 | 61 | 3 | 6095 | 2491 | | 4121 | 53155 | 115 | | | 110 | 53591 | | | | | | | | |
| 350 | 3942 | 112 | 2996 | 43 | 76 | | 2334 | 1064 | 83 | 1527 | 20826 | 6 | | | 174 | 20859 | | | | | | | | |
| 941 | 2353 | 491 | 160 | 86 | 76 | 6 | 5513 | 3825 | 4 | 4389 | 54069 | 82 | | | 104 | 51027 | | | | | | | | |
| 362 | 8658 | 1780 | 6912 | 449 | 320 | 23 | 21595 | 11369 | 87 | 17527 | 188197 | 3474 | 71 | 14 | 3784 | 183529 | | | | | | | | |

District of King's County, (continued)

| Number of bushels of Teas | Number of bushels of Vetches | Number of pounds of Flax | Number of Flax Manufactories | Number of acres covered with Shell Manure | Number of acres covered with Lime | Pounds of Cheese manufactured during the past year | Pounds of Butter | Number of Fanning Mills | Number of Mowing Machines | Number of Stripping Machines | Number of Hay-making Machines. | Number of Hay Elevators | Number of Mud Diggers | Number of other useful Machines | Number of Carts, Trucks and Truck-wagons | Number of Riding Wagons and Carriages, Wood Sleds and Jaunting Sleds | Number of yards of Cloth manufactured during the past year (felled) | Number of yards of Cloth manufactured during the past year (not felled) | Number of Threshing Machines | Number of Horses |
|---------------------------|------------------------------|--------------------------|------------------------------|---|-----------------------------------|--|------------------|-------------------------|---------------------------|------------------------------|--------------------------------|-------------------------|-----------------------|---------------------------------|--|--|---|---|------------------------------|------------------|
| | 518 | 1142 | | 824 | 74 | 4985 | 10048 | 10 | 4 | 1 | 6 | 9 | | | 202 | 300 | 1681 | 4838 | 10 | 275 |
| | 1616 | 920 | | 54 | 10 | 2581 | 9961 | 7 | 2 | | 12 | 3 | 1 | | 194 | 298 | 1785 | 3554 | 4 | 295 |
| | 1105 | | | | | 5183 | 15046 | 24 | 9 | 1 | 12 | 3 | | | 226 | 412 | 2118 | 7515 | 24 | 430 |
| | | | | | | 2790 | 5105 | 7 | 1 | | 26 | 1 | | | 61 | 150 | 951 | 3995 | 33 | 156 |
| | | | | | | 5524 | 13659 | 27 | 6 | | | 12 | 4 | | 211 | 386 | 2127 | 5672 | 25 | 371 |
| 7 | 5301 | | | 88 | 174 | 21363 | 53819 | 75 | 22 | 2 | 46 | 2 | 5 | 928 | 1546 | 8662 | 25574 | 96 | 1527 | |

First Electoral District of King

| NUMBER OF TOWNSHIPS. | No. of neat Cattle | No. of Sheep | No. of Hogs | NATIVES OF | | | | | | | | | | |
|----------------------------|--------------------|--------------|-------------|---------------|----------|---------|-------------------|--------------|-----------------|-----------------|---------------------|--|------------------|--------------------------------|
| | | | | England | Scotland | Ireland | British Provinces | P. E. Island | Other Countries | No. of Churches | No. of Schoolhouses | No. of Brewing and Distilling Establishments | No. of Tanneries | Pounds of Leather manufactured |
| | | | | No. 43, - - - | 770 | 1404 | 882 | 2 | 8 | 10 | 22 | 866 | 9 | 1 |
| No. 44, - - - | 705 | 1008 | 729 | 4 | 9 | 39 | 34 | 965 | 3 | 3 | | | | |
| No. 45, - - - | 1275 | 2718 | 1244 | 5 | 48 | 33 | 76 | 1442 | 18 | 1 | | | | |
| No. 46, - - - | 486 | 916 | 397 | 6 | 35 | 3 | 14 | 802 | | | | | | |
| No. 47, - - - | 1399 | 2155 | 1000 | 13 | 30 | 23 | 18 | 967 | 6 | 3 | | | | |
| Total, - - - | 4635 | 8501 | 4252 | 30 | 129 | 108 | 161 | 5042 | 37 | 8 | 23 | | | |

First Electoral District of King

| NUMBER OF TOWNSHIPS. | Mills, whether driven by steam, water or horse power. | | | | | | | No. of Lime Kilns | Barrels of Lime manufactured during the past year | No. of Brick Kilns | No. of Bricks manufactured during the past year | No. of Carriages and Sleighs manufactured during the past year | Yards of Cloth manufactured during the past year | No. of Cloth Factories |
|----------------------------|---|----------------------|------------------|-----------------------------------|-------------------------------|--|-------------------|-------------------|---|--------------------|---|--|--|------------------------|
| | No. of Grist Mills | No. of Carding Mills | No. of Saw Mills | No. of Fulling and Dressing Mills | No. of Shingle and Lath Mills | No. of Steam Engines, for mechanical or other purposes | No. of Lime Kilns | | | | | | | |
| No. 43, . . . | 1 | | | 1 | | | | | | | | | | |
| No. 44, . . . | 1 | 1 | | 1 | | | 1 | 100 | | | | 10 | 5869 | |
| No. 45, - - - | 2 | 0 | 7 | | 6 | | 1 | 300 | | | | 10 | 6180 | |
| No. 46, - - - | 6 | 2 | 4 | | 3 | | | | | | | | 7854 | |
| No. 47, - - - | 2 | 1 | 1 | | 3 | | | | | | | 14 | | |
| Total, - - - | 12 | 4 | 12 | 2 | 12 | | 2 | 400 | | | | 34 | 19903 | |

District of King's County, (continued.)

| VES OF | | | | | | | | | | | | | | | | | | | | | |
|-------------------|--------------|-----------------|-----------------|---------------------|--|------------------|---|---|-------------------------------|---|---------------------------------------|------------------------------------|---|--|-------------------------------|---|-----------------------|--|--|---|--|
| British Provinces | P. E. Island | Other Countries | No. of Churches | No. of Schoolhouses | No. of Brewing and Distilling Establishments | No. of Tanneries | Pounds of Leather manufactured during the past year | Pounds of Tobacco manufactured during the past year | No. of Fishing Establishments | No. of Barrels of Mackerel cured during the past year | No. of Barrels of Herring or Alewives | No. of Quintals of Codfish or Hake | No. of Boats owned for fishing purposes | Galls. of fish Oil made during the past year | No. of men engaged in Fishing | No. of Fish Barrels manufactured during the past year | No. of Cooper's Shops | Pounds of Hake Sounds cured during the past year | Quantity of Preserved Shell and other fish prepared during the past year and its value | No. of Salmon taken during the past year, and the value thereof | |
| 22 | 866 | 9 | 1 | 3 | | | | 1 | 161 | 4 | 201 | | | 25 | | | | | | | |
| 34 | 965 | 4 | 3 | 3 | | | | 3 | 120 | 24 | 36 | | | 21 | 18 | 7 | | 24 | | | |
| 76 | 1442 | 18 | 1 | 2 | | | | 20 | 2120 | 460 | 2605 | | | 87 | 1819 | 31 | 3610 | 3 | 5887 | | |
| 14 | 802 | 3 | 3 | 5 | | | | 4 | 266 | 63 | 815 | | | 39 | 491 | 26 | | 175 | | | |
| 18 | 967 | 6 | 5 | 5 | | | 873 | 11 | 144 | 104 | 929 | | | 66 | 610 | 43 | | 293 | | | |
| 161 | 5042 | 37 | 8 | 23 | | | | 39 | 2811 | 6334 | 4586 | | | 222 | 3015 | 132 | 3710 | 4 | 6382 | | |

District of King's County, (concluded.)

| Barrels of Lime manufactured during the past year | No. of Brick Kilns | No. of Bricks manufactured during the past year | No. of Carriages and Sleighs manufactured during the past year | Yards of Cloth manufactured during the past year | No. of Cloth Factories | No. of Sewing Machines | No. of Pianos, Melodeons and Organs | GENERAL REMARKS. |
|---|--------------------|---|--|--|------------------------|------------------------|-------------------------------------|------------------|
| 100 | | | 10 | 5869 | | 1 | 1 | |
| 300 | | | 10 | 6180 | | 3 | 5 | |
| | | | 14 | 7854 | | 1 | 1 | |
| 400 | | | 34 | 19503 | | 6 | 7 | |

Second Electoral District of

| NUMBER OF TOWNSHIPS. | No. of families | MALES. | | | | | | FEMALES. | | | | | |
|----------------------------|-----------------|---------------|--------------|---------------|---------------|---------------|---------------|---------------|--------------|---------------|---------------|---------------|---------------|
| | | Under 5 years | From 5 to 16 | From 16 to 21 | From 21 to 45 | From 45 to 60 | Upwards of 60 | Under 5 years | From 5 to 16 | From 16 to 21 | From 21 to 45 | From 45 to 60 | Upwards of 60 |
| | | No. 38, - - - | 151 | 69 | 166 | 56 | 108 | 51 | 39 | 64 | 114 | 80 | 129 |
| No. 39, - - - | 127 | 50 | 124 | 51 | 98 | 37 | 30 | 60 | 114 | 39 | 121 | 36 | |
| No. 40, - - - | 140 | 69 | 126 | 51 | 130 | 44 | 33 | 67 | 99 | 83 | 119 | 43 | |
| No. 41, - - - | 185 | 78 | 155 | 52 | 115 | 71 | 43 | 75 | 153 | 53 | 156 | 62 | |
| No. 42, - - - | 102 | 45 | 61 | 41 | 117 | 39 | 15 | 35 | 61 | 38 | 135 | 40 | |
| No. 56, - - - | 140 | 61 | 134 | 45 | 130 | 13 | 25 | 57 | 107 | 41 | 143 | 37 | |
| Total, - - - | 845 | 365 | 766 | 299 | 728 | 285 | 185 | 358 | 651 | 334 | 806 | 266 | |

Second Electoral District of King's

| NUMBER OF TOWNSHIPS. | Kirk of Scotland | Roman Catholics | Methodists | Baptists | Bible Christians | Quakers | Universalists | Other Denominations | No. of acres held in fee simple | No. of acres held by lease, or agreement for lease | No. of acres held by verbal agreement | No. of acres held, as occupants, being neither freeholders nor leaseholders | No. of persons holding land | |
|----------------------------|------------------|-----------------|------------|----------|------------------|---------|---------------|---------------------|---------------------------------|--|---------------------------------------|---|-----------------------------|----------------|
| | | | | | | | | | | | | | First quality | Second quality |
| No. 38, - - - | | 632 | | | | | | | 1 | 13527 | 988 | | 43 | 94 |
| No. 39, - - - | 28 | 604 | 4 | 5 | | | | | | 12352 | 820 | | 37 | 64 |
| No. 40, - - - | 36 | 572 | 37 | 5 | | | | | 2 | 14424 | 898 | | 30 | 66 |
| No. 41, - - - | 9 | 690 | | | 18 | 10 | | | | 9925 | 175 | 1578 | 190 | 8 |
| No. 42, - - - | | 628 | | | | | | | 2 | 3307 | 72 | 1809 | | 99 |
| No. 56, - - - | 1 | 457 | 9 | 35 | 9 | | | | | 3246 | 1699 | | 7499 | 20 |
| Total, - - - | 74 | 3383 | 50 | 65 | 19 | | | 5 | 53781 | 4652 | 6387 | 7689 | 138 | 510 |

ctoral District of King's County.

| FEMALES. | | | | | | | | | | | | | | | | | | | |
|---------------|--------------|---------------|---------------|---------------|---------------|---------------|-------|--------------------------------------|---|------------------------|-----------------------|---------------|------------------------------|-----------------------------|-----------------------------|----------|--|-----------------------------------|---|
| Under 5 years | From 5 to 16 | From 16 to 21 | From 21 to 45 | From 45 to 60 | Upwards of 60 | Deaf and dumb | Blind | No. not vaccinated nor had Small Pox | Total number, including ser-vants and apprentices | No. of married persons | No. of single persons | No. of insane | Married during the past year | Deaths during the past year | Births during the past year | INDIANS. | | Members of the Church of Eng-land | Presbyterian Church of the Low-er Provinces |
| 64 | 114 | 80 | 129 | 48 | 22 | | | 471 | 946 | 251 | 695 | | 1 | 5 | 14 | | | 69 | 244 |
| 60 | 114 | 39 | 124 | 36 | 18 | | | 1 433 | 781 | 189 | 592 | | 3 | 2 | 14 | | | 3 | 131 |
| 67 | 99 | 83 | 119 | 43 | 20 | 3 | 1 | 433 | 887 | 256 | 631 | 12 | 3 | 2 | 25 | | | 46 | 390 |
| 75 | 153 | 53 | 156 | 62 | 31 | | 1 | 568 | 1077 | 287 | 790 | 5 | 3 | 12 | 40 | | | 12 | 348 |
| 35 | 64 | 38 | 135 | 40 | 22 | | 1 | 288 | 612 | 71 | 571 | | 3 | 1 | 7 | | | 12 | 10 |
| 57 | 107 | 41 | 143 | 37 | 30 | 1 | | 175 | 856 | 274 | 582 | | 1 | 10 | 18 | | | 70 | 275 |
| 358 | 651 | 331 | 806 | 266 | 146 | 4 | 4 | 2368 | 5189 | 1328 | 3861 | 10 | 18 | 32 | 118 | | | 192 | 1401 |

District of King's County, (continued.)

| No. of acres held by lease, or agreement for lease | No. of acres held by verbal agreement | No. of acres held, as occupants, being neither freeholders nor leaseholders | No. of persons holding land of | | | No. of acres of arable land | PRODUCE RAISED DURING THE PAST YEAR. | | | | | | | | | |
|--|---------------------------------------|---|--------------------------------|----------------|---------------|-----------------------------|--------------------------------------|--------------------------------|--------------------------|------------------------|------------------------------|----------------------------|-------------------------------|---------------------------------|-------------------------|--------|
| | | | First quality | Second quality | Third quality | | No. of bushels of Wheat | No. of bushels of Winter Wheat | No. of bushels of Barley | No. of bushels of Oats | No. of bushels of Buck-wheat | No. of bus. of Indian Corn | No. of bushels of Clover Seed | No. of bushels of Timoth-y Seed | No. of bushels Potatoes | |
| 988 | | | 43 | 94 | 13 | 3515 | 3261 | | 1026 | 25141 | 210 | | | | 69 | 33115 |
| 220 | | | 37 | 64 | 15 | 3252 | 3116 | | 997 | 21166 | 1228 | 31 | | | 194 | 22081 |
| 298 | | | 30 | 66 | 40 | 4097 | 2791 | | 2935 | 30882 | 300 | 112 | | | 62 | 30260 |
| 175 | 1573 | 190 | 8 | 159 | 14 | 4052 | 2501 | | 3690 | 33889 | 400 | | | | 96 | 36623 |
| 72 | 4809 | | 39 | 58 | 3 | 2965 | 1442 | | 2892 | 25905 | 118 | | | | 33 | 27839 |
| 1699 | | 7499 | 20 | 58 | 57 | 3942 | 1359 | | 1757 | 27261 | 98 | 1 | | 1 | 107 | 33313 |
| 4652 | 6387 | 7689 | 138 | 510 | 142 | 21859 | 13803 | | 12217 | 161214 | 2254 | 116 | | 14 | 1162 | 188531 |

Second Electoral District of King's

| NUMBER OF TOWNSHIPS. | PRODUCE RAISED DURING THE PAST YEAR. | | | | | | | | | | | | | | |
|----------------------------|---|----------------------------------|------------------------------------|----|----|--------------------|----------------------------|---------------------------|------------------------------|--------------------------|------------------------------|--|--------------------------------------|---|------------------|
| | No. of bushels of Turnips | No. of bushels of other Roots | Apples and other Fruit, (value) | | | No. of tons of Hay | Number of bushels of Beans | Number of bushels of Peas | Number of bushels of Vetches | Number of pounds of Flax | Number of Flax Manufactories | Number of acres covered with Shell Manure | Number of acres covered with Lime | Pounds of Cheese manufactured during the past year | Pounds of Butter |
| | | | £ | s. | d. | | | | | | | | | | |
| No. 38, - - - | 2258 | | 6 | 0 | 0 | 377 | 6 | 3 | | | | | | 1135 | 810 |
| No. 39, - - - | | 184 | 18 | 0 | 0 | 215 | 12 | 9 | 7 | | | 120 | | 1213 | 838 |
| No. 40, - - - | 1315 | 114 | 42 | 2 | 6 | 446 | 49 | 17 | | 489 | | 33 | | 850 | 771 |
| No. 41, - - - | 1658 | 20 | 32 | 0 | 0 | 396 | 12 | 5 | | 298 | | 4 | | 1683 | 834 |
| No. 42, - - - | 6 | 1 | | | | 266 | 1 | 3 | | 609 | | | | 6189 | 1779 |
| No. 56, - - - | 4142 | 20 | 36 | 12 | 0 | 656 | 24 | 15 | 1 | 298 | | 4 | | 3578 | 969 |
| Total, - - - | 9109 | 239 | 131 | 14 | 6 | 2386 | 104 | 52 | 8 | 1904 | | 157 | 4 | 14048 | 6004 |

Second Electoral District of King's

| NUMBER OF TOWNSHIPS. | Number of Neat Cattle | Number of Sheep | Number of Hogs | NATIVES OF | | | | | | | | | | | |
|----------------------------|-----------------------|-----------------|----------------|------------|----------|---------|-------------------|--------------|-----------------|--------------------|------------------------|--|---------------------|--|--------------------------------|
| | | | | England | Scotland | Ireland | British Provinces | P. E. Island | Other Countries | Number of Churches | Number of Schoolhouses | Number of Brewing and Dis- tilling Establishments | Number of Tanneries | Pounds of Leather manufactured during the past year | Pounds of Tobacco manufactured |
| | | | | | | | | | | | | | | | |
| No. 38, - - - | 571 | 1560 | 770 | 7 | 8 | 42 | 2 | 884 | 3 | 1 | 4 | | | | |
| No. 39, - - - | 591 | 1281 | 561 | 2 | 9 | 63 | 59 | 648 | | 1 | 3 | | | | 190 |
| No. 40, - - - | 651 | 1288 | 756 | 15 | 25 | 42 | 63 | 735 | 7 | 2 | 3 | | | | |
| No. 41, - - - | 831 | 1625 | 696 | 8 | 108 | | 9 | 930 | | 1 | 5 | 1 | 2 | 2560 | |
| No. 42, - - - | 620 | 1089 | 634 | 3 | 3 | 17 | 8 | 605 | | 4 | 4 | | | | |
| No. 56, - - - | 800 | 4418 | 683 | 13 | 19 | 22 | 29 | 761 | 12 | 2 | 2 | | | | |
| Total, - - - | 4061 | 8261 | 4100 | 48 | 172 | 195 | 183 | 4563 | 28 | 8 | 23 | 1 | 3 | 2750 | |

District of King's County, (continued)

| | Number of pounds of Flax | Number of Flax Manufactories | Number of acres covered with Shell Manure | Number of acres covered with Lime | Pounds of Cheese manufactured during the past year | Pounds of Butter | Number of Fanning Mills | Number of Mowing Machines | Number of Stumping Machines | Number of Hay-making Machines. | Number of Hay Elevators | Number of Mud Diggers | Number of other useful Machines | Number of Carts, Trucks and Truck-wagons | Number of Riding Wagons and Carriages, Wood Sleds and Jangling Sleighs | Number of yards of Cloth manufactured during the past year (fulled) | Number of yards of Cloth manufactured during the past year (not fulled) | Number of Threshing Machines | Number of Horses |
|------|--------------------------|------------------------------|---|-----------------------------------|--|------------------|-------------------------|---------------------------|-----------------------------|--------------------------------|-------------------------|-----------------------|---------------------------------|--|--|---|---|------------------------------|------------------|
| 210 | | | | | 1135 | 8106 | 1 | 2 | 2 | 1 | | | | 165 | 256 | 1573 | 4174 | 36 | 256 |
| 489 | 120 | | | | 1213 | 8382 | 14 | 6 | 1 | 2 | | | 5 | 133 | 244 | 1235 | 2134 | 11 | 215 |
| 298 | 33 | | | | 850 | 7711 | 16 | 12 | 3 | 6 | | | 7 | 148 | 239 | 1111 | 3009 | 12 | 241 |
| 609 | 4 | | | | 1083 | 8319 | | 5 | 1 | 1 | | | 11 | 161 | 280 | 1583 | 4539 | 9 | 299 |
| 298 | | | | 4 | 6189 | 17796 | 11 | 2 | 1 | 1 | | | 2 | 113 | 134 | 933 | 161 | 10 | 218 |
| 1904 | 157 | 4 | 14048 | 60042 | 62 | 41 | 8 | 22 | 13 | 23 | 843 | 1485 | 7868 | 17385 | 91 | 1167 | | | |

District of King's County, (continued.)

| P. E. Island | Other Countries | Number of Churches | Number of Schoolhouses | Number of Brewing and Distilling Establishments | Number of Tanneries | Pounds of Leather manufactured during the past year | Pounds of Tobacco manufactured during the past year | No. of Fishing Establishments | No. of barrels of Mackerel cured during the past year | No. of barrels of Herring or Alewives | Quintals of Codfish or Hake | No. of Boats owned for fishing purposes | Gallons of Fish Oil made during the past year | No. of men engaged in Fishing | No. of Fish Barrels manufactured during the past year | No. of Coopers' Shops | Pounds of Hake Sounds cured during the past year | Value of Preserved Shell and other Fish prepared during the past year | No. of Salmon taken during the past year, and the Value thereof |
|--------------|-----------------|--------------------|------------------------|---|---------------------|---|---|-------------------------------|---|---------------------------------------|-----------------------------|---|---|-------------------------------|---|-----------------------|--|---|---|
| 884 | 3 | 1 | 4 | | | | | | 21 | 103 | 4 | 15 | | | | 1 | | | £ 47 0 |
| 648 | 1 | 3 | 3 | | 1 | 190 | | 2 | 47 | 281 | 336 | 25 | 231 | 15 | 100 | 6 | | | 68 5 |
| 735 | 7 | 3 | 3 | | | | | 1 | 18 | 34 | 114 | 3 | 25 | 14 | | | | | 3 0 |
| 930 | 1 | 5 | | 1 | | | | | 72 | 5 | 86 | 6 | 30 | | | | | | |
| 605 | 6 | | | | 2 | 2560 | | 1 | 34 | 63 | 43 | 3 | 20 | 21 | | | | | |
| 761 | 12 | 2 | 2 | | | | | | 685 | 27 | 216 | 27 | 70 | 30 | | | | | |
| 1563 | 28 | 8 | 23 | 1 | 3 | 2750 | | 5 | 877 | 424 | 799 | 79 | 376 | 80 | 250 | 1 | 6 | | 118 5 |

Second Electoral District of Ki

| NUMBER OF TOWNSHIPS. | Mills, whether driven by steam, water or horse power. | | | | | No. of Lime Kilns | Barrels of Lime manufactured during the past year | No. of Brick Kilns | No. of Bricks manufactured during the past year | No. of Carriages and Sleighs manufactured during the past year | Yards of Cloth manufactured during the past year | No. of Cloth Manufactured |
|----------------------------|--|----------------------|------------------|-------------------------------------|----------------------------------|-------------------|--|--------------------|--|--|---|---------------------------|
| | No. of Grist Mills | No. of Carding Mills | No. of Saw Mills | No. of Filing and Dressing Mills | No. of Shingle and Lath Mills | | | | | | | |
| No. 38, | 1 | 4 | | | 4 | | | | | | | |
| No. 39, | 2 | 1 | | | 1 | | | | | | | |
| No. 40, | 2 | | | | 2 | | | 160000 | | | | |
| No. 41, | 3 | 3 | | | 4 | | | | | | | |
| No. 42, | 1 | 1 | 1 | | 1 | | | | | 29 | | 4276 |
| No. 56, | 2 | 2 | | | 4 | | 1 | 100 | | 3 | | 5938 |
| Total, | 14 | 31 | 1 | 15 | | 1 | 100 | 160000 | | 32 | | 11177 |

Third Electoral District of King

| NUMBER OF TOWNSHIPS. | No. of families | MALES. | | | | | | FEMALES. | | | | | |
|----------------------------|-----------------|---------------|--------------|---------------|---------------|---------------|---------------|---------------|--------------|---------------|---------------|---------------|---------------|
| | | Under 5 years | From 5 to 16 | From 16 to 21 | From 21 to 45 | From 45 to 60 | Upwards of 60 | Under 5 years | From 5 to 16 | From 16 to 21 | From 21 to 45 | From 45 to 60 | Upwards of 60 |
| No. 51, | 170 | 76 | 159 | 65 | 141 | 48 | 47 | 76 | 161 | 71 | 156 | 61 | 29 |
| No. 52, | 180 | 79 | 189 | 50 | 139 | 52 | 39 | 63 | 138 | 51 | 159 | 51 | 34 |
| No. 53, | 160 | 85 | 156 | 79 | 179 | 45 | 35 | 70 | 141 | 88 | 162 | 45 | 32 |
| No. 54, | 139 | 62 | 151 | 41 | 110 | 47 | 25 | 68 | 106 | 55 | 117 | 46 | 17 |
| No. 55, | 205 | 130 | 218 | 81 | 185 | 67 | 38 | 103 | 193 | 89 | 207 | 53 | 37 |
| Total, | 845 | 432 | 873 | 319 | 754 | 259 | 184 | 380 | 742 | 354 | 801 | 259 | 149 |

District of King's County, (concluded.)

| Barrels of Lime manufactured during the past year | No. of Brick Kilns | No. of Bricks manufactured during the past year | No. of Carriages and Sleighs manufactured during the past year | Yards of Cloth manufactured during the past year | No. of Cloth Factories | No. of Sewing Machines | No. of Pianos, Melodeons and Organs | GENERAL REMARKS. |
|---|--------------------|---|--|--|------------------------|------------------------|-------------------------------------|------------------|
| 100 | | 160000 | 29 | 4276 | 2 | 3 | 1 | |
| 100 | 160000 | 32 | 11177 | 2 | 7 | 2 | 1 | |

District of King's County, (continued.)

| FEMALES. | | | | | | | | | | | | | | | | | | | |
|---------------|--------------|---------------|---------------|---------------|---------------|---------------|-------|--------------------------------------|--|------------------------|-----------------------|---------------|------------------------------|-----------------------------|-----------------------------|----------|--|----------------------------------|---|
| Under 5 years | From 5 to 10 | From 10 to 21 | From 21 to 45 | From 45 to 60 | Upwards of 60 | Deaf and dumb | Blind | No. not vaccinated nor had Small Pox | Total number, including servants and apprentices | No. of married persons | No. of single persons | No. of insane | Married during the past year | Deaths during the past year | Births during the past year | INDIANS. | | Members of the Church of England | Presbyterian Church of the Low-er Provinces |
| 76 | 161 | 71 | 156 | 61 | 29 | 1 | | 613 | 1093 | 272 | 815 | 3 | 14 | 15 | 27 | | | 10 | 127 |
| 63 | 138 | 51 | 159 | 51 | 34 | | | 502 | 1044 | 296 | 748 | | 9 | 20 | 33 | | | 17 | 185 |
| 70 | 144 | 88 | 162 | 45 | 32 | 1 | 19 | 316 | 1120 | 309 | 811 | 1 | 2 | 10 | 13 | | | 82 | 46 |
| 68 | 106 | 55 | 117 | 46 | 17 | 2 | 2 | 393 | 845 | 226 | 619 | | 1 | 8 | 25 | | | 26 | 38 |
| 103 | 193 | 89 | 207 | 53 | 37 | 4 | 1 | 482 | 1404 | 335 | 1069 | 7 | 6 | 20 | 48 | | | 26 | 393 |
| 380 | 742 | 354 | 801 | 259 | 149 | 6 | 15 | 2306 | 5506 | 1444 | 4062 | 11 | 32 | 73 | 146 | | | 161 | 789 |

Third Electoral District of King's

| NUMBER OF TOWNSHIPS. | PRODUCE RAISED DURING THE PAST YEAR. | | | | | | | | | | No. of persons holding land | | | |
|----------------------------|---|-----------------|------------|----------|------------------|---------|---------------|---------------------|---------------------------------|--|---------------------------------------|---|---------------|----------------|
| | Kirk of Scotland | Roman Catholics | Methodists | Baptists | Bible Christians | Quakers | Universalists | Other Denominations | No. of acres held in fee simple | No. of acres held by lease, or agreement for lease | No. of acres held by verbal agreement | No. of acres held, as occupants, being neither freeholders nor leaseholders | First quality | Second quality |
| No. 51, - - - | 200 | 520 | 64 | 151 | 11 | | 7 | 16058 | 199 | | | 116 | 38 | |
| No. 52, - - - | 289 | 349 | 26 | 130 | 24 | | 24 | 13432 | 950 | | 1105 | 6 | 115 | |
| No. 53, - - - | 224 | 615 | 17 | 106 | | | | 12284 | 701 | | | 20 | 115 | |
| No. 54, - - - | 103 | 624 | 28 | 17 | 1 | | 8 | 11224 | 44 | | 50 | 25 | 77 | 4 |
| No. 55, - - - | 70 | 724 | 72 | 88 | 25 | | 6 | 20130 | 177 | 166 | 350 | 56 | 126 | 10 |
| Total, - - - | 886 | 2862 | 207 | 495 | 61 | | 45 | 73128 | 2071 | 166 | 1505 | 223 | 501 | 73 |

Third Electoral District of King's

| NUMBER OF TOWNSHIPS. | PRODUCE RAISED DURING THE PAST YEAR. | | | | | | | | | | Pounds of Butter | |
|----------------------------|---|-------------------------------|---------------------------------|--------------------|----------------------------|---------------------------|------------------------------|--------------------------|------------------------------|---|-----------------------------------|--|
| | No. of bushels of Turnips | No. of bushels of other Roots | Apples and other Fruit, (value) | No. of tons of Hay | Number of bushels of Beans | Number of bushels of Peas | Number of bushels of Vetches | Number of pounds of Flax | Number of Flax Manufactories | Number of acres covered with Shell Manure | Number of acres covered with Lime | Pounds of Cheese manufactured during the past year |
| No. 51, - - - | 1698 | 20 | £ 10 0 0 | 664 | 5 | 2 | 1196 | | 57 | 93 | 1922 | 1272 |
| No. 52, - - - | 2268 | 11 | 16 10 0 | 4784 | 16 | 6 | 409 | | 99 | 116 | 2275 | 725 |
| No. 53, - - - | 635 | | 1 0 0 | 306 | | 7 | 430 | | 237 | 17 | 808 | 710 |
| No. 54, - - - | 850 | 2 | 10 15 0 | 234 | 37 | | 114 | | 31 | | 474 | 449 |
| No. 55, - - - | 1428 | 13 | 22 17 0 | 698 | 28 | 16 | 743 | | 624 | 8 | 1543 | 1028 |
| Total, - - - | 6879 | 46 | £ 61 2 0 | 6686 | 86 | 31 | 2892 | | 4864 | 234 | 7022 | 4191 |

istrict of King's County, (continued.)

| | No. of acres held by verbal agreement | No. of acres held by verbal agreement | No. of persons holding land of | | | No. of acres of arable land | PRODUCE RAISED DURING THE PAST YEAR. | | | | | | | | | |
|-----|---------------------------------------|---------------------------------------|--------------------------------|----------------|---------------|-----------------------------|--------------------------------------|--------------------------------|--------------------------|------------------------|------------------------------|----------------------------|-------------------------------|--------------------------------|-------------------------|--|
| | | | First quality | Second quality | Third quality | | No. of bushels of Wheat | No. of bushels of Winter Wheat | No. of bushels of Barley | No. of bushels of Oats | No. of bushels of Buck-wheat | No. of bus. of Indian Corn | No. of bushels of Clover Seed | No. of bushels of Timothy Seed | No. of bushels Potatoes | |
| 499 | | | 116 | 38 | 10 | 7097 | 2223 | 21 | 972 | 53693 | 569 | | | | | |
| 550 | | 1105 | 6 | 145 | 3 | 5229 | 1658 | | 1287 | 339333 | 719 | 5 | 9 | 133 | 60516 | |
| 501 | | | 20 | 115 | 4 | 4992 | 1329 | 35 | 1404 | 30853 | 321 | 3 | | 66 | 54190 | |
| 44 | | | 25 | 77 | 40 | 2158 | 546 | 19 | 1612 | 17221 | 339 | | | 18 | 44928 | |
| 777 | 166 | 350 | 56 | 126 | 16 | 5717 | 1955 | 5 | 2657 | 43639 | 731 | 2 | | 51 | 29850 | |
| 771 | 166 | 1505 | 223 | 501 | 73 | 25193 | 7711 | 80 | 7932 | 179439 | 2679 | 7 | 21 | 397 | 215929 | |

istrict of King's County, (continued)

| | | | | | | | | | | | | | | | | | |
|------|------|-----|------|--|-------|----|----|---|----|-----|---|-----|------|-------|-------|----|------|
| 1196 | | | | | 12728 | 22 | 19 | 5 | 8 | | | | | | | | |
| 409 | 57 | 93 | 1922 | | 7250 | 10 | 4 | 1 | | 10 | 3 | 189 | 332 | 2648 | 1745 | 15 | 333 |
| 430 | 99 | 116 | 2275 | | 7166 | 6 | 1 | | | 10 | | 177 | 152 | 2116 | 4519 | 10 | 269 |
| 111 | 237 | 17 | 808 | | 4191 | 1 | 6 | 1 | | 1 | | 138 | 287 | 1876 | 5286 | 10 | 252 |
| 743 | 31 | 8 | 1543 | | 10280 | 11 | 1 | 1 | | 1 | 1 | 76 | 31 | 977 | 2894 | 2 | 151 |
| | 624 | | | | | | 5 | 1 | | 112 | 1 | 235 | 224 | 2601 | 55339 | 20 | 349 |
| 2892 | 4864 | 234 | 7022 | | 41015 | 50 | 35 | 8 | 28 | 143 | 4 | 815 | 1026 | 10218 | 60783 | 57 | 1354 |

Third Electoral District of King

| NUMBER or TOWNSHIPS. | No. of neat Cattle | No. of Sheep | No. of Hogs | NATIVES OF | | | | | | | | | | | | | |
|----------------------------|--------------------|--------------|-------------|------------|----------|---------|-------------------|--------------|----------------|-----------------|---------------------|--|------------------|---|--------------------------------|------|--|
| | | | | England | Scotland | Ireland | British Provinces | P. E. Island | Other Counties | No. of Churches | No. of Schoolhouses | No. of Brewing and Distilling Establishments | No. of Tanneries | Pounds of Leather manufactured during the past year | Pounds of Tobacco manufactured | | |
| No. 51, | 912 | 2282 | 767 | 4 | 83 | 117 | 23 | 864 | 2 | 2 | 4 | | | | | | |
| No. 52, | 767 | 1683 | 697 | 14 | 126 | 17 | 33 | 854 | 5 | 5 | 5 | | | | | | |
| No. 53, | 736 | 640 | 14 | 59 | 47 | 104 | 43 | 866 | 1 | 6 | 5 | | | | | | |
| No. 54, | 421 | 1123 | 350 | 6 | 75 | 9 | 29 | 726 | 9 | 4 | 7 | | | | | | |
| No. 55, | 985 | 2332 | 845 | 23 | 80 | 7 | 68 | 1217 | | | | | | | | | |
| Total, | 3821 | 8060 | 2679 | 106 | 411 | 254 | 196 | 4527 | 12 | 17 | 21 | | | | 3 | 5300 | |

Third Electoral District of King

| NUMBER or TOWNSHIPS. | Mills, whether driven by steam, water or horse power. | | | | | | | No. of Lime Kilns | Barrels of Lime manufactured during the past year | No. of Brick Kilns | No. of Bricks manufactured during the past year | No. of Carriages and Sleighs manufactured during the past year | Yards of Cloth manufactured during the past year | No. of Cloth Factories | No. of Sewing Machines |
|----------------------------|---|----------------------|------------------|-----------------------------------|-------------------------------|--|-------------------|-------------------|---|--------------------|---|--|--|------------------------|------------------------|
| | No. of Grist Mills | No. of Carding Mills | No. of Saw Mills | No. of Fulling and Dressing Mills | No. of Shingle and Lath Mills | No. of Steam Engines, for mechanical or other purposes | No. of Lime Kilns | | | | | | | | |
| No. 51, | 1 | 12 | | | 2 | | 3 | 300 | | | | | | | |
| No. 52, | 4 | 2 | 2 | 2 | 5 | | | | | | | | | | |
| No. 53, | 1 | 1 | 2 | 2 | 1 | | 2 | 100 | | | | | | | |
| No. 54, | 1 | | 2 | 2 | 1 | | | | | | | | | | |
| No. 55, | 1 | 1 | 4 | | 6 | | 3 | 362 | | | | 27 | 9420 | | |
| Total, | 8 | 4 | 18 | 2 | 15 | | 8 | 762 | | | | 31 | 9420 | | |

District of King's County, (continued.)

| OF | | P. E. Island | Other Parishes | No. of Churches | No. of Schoolhouses | No. of Brewing and Distilling Establishments | No. of Tanneries | Pounds of Leather manufactured during the past year | Pounds of Tobacco manufactured during the past year | No. of Fishing Establishments | No. of Barrels of Mackerel cured during the past year | No. of Barrels of Herring or Alewives | No. of Quintals of Codfish or Hake | No. of Boats owned for fishing purposes | Galls of fish Oil made during the past year | No. of men engaged in Fishing | No. of Fish Barrels manufactured during the past year | No. of Cooper's Shops | Pounds of Hake Sounds cured during the past year | Quantity of Preserved Shell and other fish prepared during the past year and its value | No. of Salmon taken during the past year, and the value thereof |
|------|----|--------------|----------------|-----------------|---------------------|--|------------------|---|---|-------------------------------|---|---------------------------------------|------------------------------------|---|---|-------------------------------|---|-----------------------|--|--|---|
| 864 | 2 | 2 | 4 | 1 | 400 | 1 | 4800 | 6 | 82 | 159 | 90 | 6 | 1 | 6 | 3 | 16 | | | | | |
| 1217 | 9 | 4 | 7 | 1 | 100 | 6 | 82 | 159 | 108 | 31 | 71 | 19 | | | | | | | | | |
| 4527 | 12 | 17 | 21 | 3 | 5300 | 6 | 82 | 159 | 108 | 31 | 71 | 19 | | | | | | | | | |

District of King's County, (concluded.)

| during the past year | No. of Brick Kilns | No. of Bricks manufactured during the past year | No. of Carriages and Sleighs manufactured during the past year | Yards of Cloth manufactured during the past year | No. of Cloth Factories | No. of Sewing Machines | No. of Pianos, Melodeons and Organs | GENERAL REMARKS. |
|----------------------|--------------------|---|--|--|------------------------|------------------------|-------------------------------------|------------------|
| 00 | | | 4 | | 1 | 1 | | |
| 00 | | | | | 2 | 1 | | |
| 62 | | | 27 | 9420 | 3 | 2 | | |
| 62 | | | 31 | 9420 | 11 | 4 | | |

Fourth Electoral District of

| NUMBER OF TOWNSHIPS. | No. of families | MALES. | | | | | | FEMALES. | | | | | |
|----------------------------|-----------------|---------------|--------------|---------------|---------------|---------------|---------------|---------------|--------------|---------------|---------------|---------------|---------------|
| | | Under 5 years | From 5 to 16 | From 16 to 21 | From 21 to 45 | From 45 to 60 | Upwards of 60 | Under 5 years | From 5 to 16 | From 16 to 21 | From 21 to 45 | From 45 to 60 | Upwards of 60 |
| No. 59, - - - | 238 | 108 | 211 | 145 | 225 | 99 | 39 | 95 | 213 | 135 | 207 | 96 | 31 |
| No. 61, - - - | 207 | 126 | 200 | 80 | 144 | 68 | 39 | 124 | 178 | 82 | 164 | 66 | 27 |
| No. 63, - - - | 164 | 97 | 157 | 59 | 132 | 51 | 29 | 85 | 145 | 62 | 142 | 39 | 31 |
| No. 64, - - - | 137 | 122 | 235 | 79 | 180 | 69 | 60 | 127 | 191 | 91 | 215 | 89 | 35 |
| No. 66, - - - | 60 | 27 | 59 | 16 | 33 | 23 | 16 | 21 | 65 | 26 | 58 | 15 | 16 |
| Total, - - - | 806 | 480 | 862 | 379 | 714 | 310 | 183 | 452 | 792 | 396 | 786 | 303 | 110 |

Fourth Electoral District of King

| NUMBER OF TOWNSHIPS. | Kirk of Scotland | Roman Catholics | Methodists | Baptists | Bible Christians | Quakers | Universalists | Other Denominations | No. of acres held in fee simple | No. of acres held by lease, or agreement for lease | No. of acres held by verbal agreement | No. of acres held, as occupants, being neither freeholders nor leaseholders | No. of persons holding land | |
|----------------------------|------------------|-----------------|------------|----------|------------------|---------|---------------|---------------------|---------------------------------|--|---------------------------------------|---|-----------------------------|----------------|
| | | | | | | | | | | | | | First quality | Second quality |
| No. 59, - - - | 121 | 166 | 163 | 159 | 79 | | | 9 | 16164 | | | | 71 | 1 |
| No. 61, - - - | 66 | 496 | 12 | | 1150 | | | 101 | 1524 | 9066 | 250 | 9441 | 6 | 1 |
| No. 63, - - - | 221 | 140 | 18 | 27 | 17 | | | | 12135 | 1225 | 657 | 700 | 1 | 1 |
| No. 64, - - - | 200 | 39 | 233 | 11 | 326 | | | 57 | 14364 | 35 | | 29 | 50 | 1 |
| No. 66, - - - | 16 | 242 | | 35 | | | | 1 | 5707 | 159 | 9 | | 15 | |
| Total, - - - | 624 | 1083 | 426 | 263 | 572 | | | 9162 | 49894 | 10485 | 916 | 4170 | 143 | 5 |

oral District of King's County,

| FEMALES. | | | | | | | | | | | | | | | | | | | |
|---------------|--------------|---------------|---------------|---------------|---------------|---------------|-------|--------------------------------------|--|------------------------|-----------------------|---------------|------------------------------|-----------------------------|-----------------------------|----------|-----|----------------------------------|--|
| Under 5 years | From 5 to 16 | From 16 to 21 | From 21 to 45 | From 45 to 60 | Upwards of 60 | Deaf and dumb | Blind | No. not vaccinated nor had Small Pox | Total number, including servants and apprentices | No. of married persons | No. of single persons | No. of insane | Married during the past year | Deaths during the past year | Births during the past year | INDIANS. | | Members of the Church of England | Presbyterian Church of the Lower Provinces |
| 95 | 213 | 135 | 207 | 96 | 31 | 4 | 851 | 1604 | 409 | 1195 | 4 | 9 | 21 | 33 | 2 | 2 | 72 | 835 | |
| 124 | 172 | 82 | 164 | 66 | 27 | 1 | 728 | 1298 | 353 | 945 | 4 | 9 | 16 | 42 | | | 11 | 458 | |
| 85 | 145 | 62 | 142 | 39 | 31 | | 453 | 1029 | 338 | 691 | 1 | 2 | 2 | 6 | | | 8 | 598 | |
| 127 | 191 | 91 | 215 | 89 | 35 | 3 | 785 | 1493 | 477 | 1016 | 1 | 15 | 14 | 51 | | | 56 | 541 | |
| 21 | 65 | 26 | 58 | 15 | 16 | 1 | 158 | 375 | 84 | 291 | 3 | 2 | 6 | 12 | | | | 81 | |
| 152 | 792 | 396 | 786 | 305 | 110 | 4 | 72975 | 5799 | 1661 | 4138 | 13 | 37 | 59 | 150 | 2 | 2 | 147 | 2513 | |

District of King's County, (continued.)

| No. of acres held by lease, or agreement for lease | No. of acres held by verbal agreement | No. of acres held, as occupants, being neither freeholders nor leaseholders | No. of persons holding land of | | | No. of acres of arable land | PRODUCE RAISED DURING THE PAST YEAR. | | | | | | | | | |
|--|---------------------------------------|---|--------------------------------|----------------|---------------|-----------------------------|--------------------------------------|--------------------------------|---------------------------------------|------------------------|------------------------------|----------------------------|-------------------------------|--------------------------------|-------------------------|--|
| | | | First quality | Second quality | Third quality | | No. of bushels of Wheat | No. of bushels of Winter Wheat | No. of bushels of Barley ^a | No. of bushels of Oats | No. of bushels of Buck-wheat | No. of bus. of Indian-Corn | No. of bushels of Clover Seed | No. of bushels of Timothy Seed | No. of bushels Potatoes | |
| 64 | | | 71 | 134 | | 6022 | 4112 | 32 | 1159 | 42263 | 429 | 13 | 53 | 60418 | | |
| 24 | 9066 | 250 | 6 | 149 | 51 | 2923 | 1839 | 29 | 800 | 33899 | 695 | 11 | 49 | 41108 | | |
| 35 | 1225 | 657 | 1 | 149 | 6 | 3366 | 2019 | | 1467 | 19684 | 41 | | 12 | 29359 | | |
| 361 | 35 | | 50 | 100 | 69 | 6631 | 3971 | | 2792 | 34619 | 812 | 53 | 107 | 65214 | | |
| 707 | 159 | 9 | 15 | 32 | 15 | 2988 | 865 | | 277 | 19931 | 208 | 24 | 161 | 17031 | | |
| 894 | 10485 | 916 | 143 | 564 | 141 | 21930 | 12806 | 61 | 6195 | 150396 | 2185 | 8 | 312 | 282 | 213130 | |

Fourth Electoral District of King

| NUMBER OF TOWNSHIPS. | PRODUCE RAISED DURING THE PAST YEAR. | | | | | | | | | | | | |
|----------------------------|---|----------------------------------|-----|------------------------------------|--------------------|----------------------------|----|---------------------------|------------------------------|--------------------------|------------------------------|-------------------------|------------------------|
| | No. of bushels of Turnips | No. of bushels of other Roots | | Apples and other Fruit, (value) | No. of tons of Hay | Number of bushels of Beans | | Number of bushels of Peas | Number of bushels of Vetches | Number of pounds of Flax | Number of Flax Manufactories | | |
| | | No. of bushels of other Roots | £ | | | s. | d. | | | | | No. of bushels of Beans | No. of bushels of Peas |
| No. 59, - - - | 3869 | 5 | 245 | 0 | 0 | 564 | 3 | 4 | 363 | 1 | 206 | 314 | 747 |
| No. 61, - - - | 1832 | 30 | 9 | 12 | 0 | 263 | 13 | 18 | 96 | | 5 | | 863 |
| No. 63, - - - | | | | | | 264 | 1 | 7 | | | 2 | 16 | 2090 |
| No. 64, - - - | 1478 | 74 | 32 | 7 | 0 | 1149 | 15 | 14 | 545 | | 31 | 68 | 763 |
| No. 66, - - - | 976 | 4 | 5 | 5 | 0 | 250 | 54 | 1 | 292 | | 2 | | 318 |
| Total, - - - | 8155 | 113 | 292 | 4 | 0 | 2490 | 37 | 44 | 1296 | 1 | 246 | 398 | 4781 |

Fourth Electoral District of King

| NUMBER OF TOWNSHIPS. | Number of Neat Cattle | Number of Sheep | Number of Hogs | NATIVES OF | | | | | | | | | | | | | | | | | | | | | | | | | | | | | | |
|----------------------------|-----------------------|-----------------|----------------|------------|-----|-----|----------|------|----|---------|----|----|-------------------|---|--------------|-----|-----------------|----|--------------------|---|------------------------|-----|--|----|---------------------|---|--|-----|--------------------------------|----|-----|---|----|--|
| | | | | England | | | Scotland | | | Ireland | | | British Provinces | | P. E. Island | | Other Countries | | Number of Churches | | Number of Schoolhouses | | Number of Brewing and Dis- tilling Establishments | | Number of Tanneries | | Pounds of Leather manufactured during the past year | | Pounds of Tobacco manufactured | | | | | |
| | | | | No. | £ | s. | No. | £ | s. | No. | £ | s. | No. | £ | s. | No. | £ | s. | No. | £ | s. | No. | £ | s. | No. | £ | s. | No. | £ | s. | No. | £ | s. | |
| No. 59, - - - | 960 | 2505 | 590 | 18 | 251 | 7 | 73 | 1213 | 12 | 1 | 6 | | | | | | | | | | | | | | | | | | | | | | | |
| No. 61, - - - | 646 | 1761 | 469 | 12 | 141 | 68 | 41 | 1028 | 5 | 3 | 5 | | | | | | | | | | | | | | | | | | | | | | | |
| No. 63, - - - | 632 | 1311 | 302 | 21 | 103 | 14 | 39 | 851 | 1 | 1 | 1 | | | | | | | | | | | | | | | | | | | | | | | |
| No. 64, - - - | 1022 | 2627 | 615 | 69 | 98 | 4 | 89 | 1234 | 2 | 6 | 9 | | | | | | | | | | | | | | | | | | | | | | | |
| No. 66, - - - | 368 | 809 | 314 | 1 | 32 | 55 | 3 | 283 | 1 | | 3 | | | | | | | | | | | | | | | | | | | | | | | |
| Total, - - - | 3628 | 9913 | 2317 | 121 | 625 | 148 | 248 | 4636 | 21 | 11 | 21 | | | | | | | | | | | | | | | | | | | | | | | |

District of King's County, (continued)

| Number of bushels of Vetches | Number of pounds of Flax | Number of Flax Manufactories | Number of acres covered with Shell Manure | Number of acres covered with Lime | Pounds of Cheese manufactured during the past year | Pounds of Butter | Number of Fanning Mills | Number of Mowing Machines | Number of Stamping Machines | Number of Hay-making Machines. | Number of Hay Elevators | Number of Mud Diggers | Number of other useful Machines | Number of Carts, Trucks and Truck-wagons | Number of Riding Wagons and Carriages, Wood Sleds and Jaunting Sleights | Number of yards of Cloth manufactured during the past year (fulled) | Number of yards of Cloth manufactured during the past year (not fulled) | Number of Threshing Machines | Number of Horses |
|------------------------------|--------------------------|------------------------------|---|-----------------------------------|--|------------------|-------------------------|---------------------------|-----------------------------|--------------------------------|-------------------------|-----------------------|---------------------------------|--|---|---|---|------------------------------|------------------|
| 363 96 | 1 | 206 5 | 314 16 | 747 863 | 9077 5237 | 1 10 | 10 2 | 9 3 | 1 10 | 22 8 | 16 4 | 182 157 | 361 183 | 3664 1609 | 4849 5078 | 14 10 | 331 213 | 14 10 | 331 213 |
| 545 292 | | 31 2 | 68 318 | 2090 763 | 3186 11425 | 3 27 | 4 5 | 3 9 | 4 5 | 8 8 | 15 1 | 54 7 | 125 277 | 114 346 | 111 131 | 1055 2146 | 2695 8853 | 6 25 | 185 348 |
| 1296 | 1 | 246 | 398 | 4781 | 33617 | 14 | 30 | 5 | 19 | 46 | 75 | 828 | 1135 | 9521 | 23683 | 56 | 1195 | | |

District of King's County, (continued)

| P. E. Island | Other Countries | Number of Churches | Number of Schoolhouses | Number of Brewing and Distilling Establishments | Number of Tanneries | Pounds of Leather manufactured during the past year | Pounds of Tobacco manufactured during the past year | No. of Fishing Establishments | No. of barrels of Mackerel cured during the past year | No. of barrels of Herring or Acwives | Quintals of Codfish or Hake | No. of Boats owned for fishing purposes | Gallons of Fish Oil made during the past year | No. of men engaged in Fishing | No. of Fish Barrels manufactured during the past year | No. of Coopers' Shops | Pounds of Hake Scales cured during the past year | Quantity of Preserved Sled and other Fish prepared during the past year | No. of Salmon taken during the past year, and the value thereof |
|--------------|-----------------|--------------------|------------------------|---|---------------------|---|---|-------------------------------|---|--------------------------------------|-----------------------------|---|---|-------------------------------|---|-----------------------|--|---|---|
| 213 | 12 | 1 | 6 | | | | | 2 | 23 | 16 | 90 | 1 | 89 | 8 | 30 | | 30 | lbs. | |
| 928 | 5 | 3 | 5 | | | 163 | | 12 | 25 | 26 | 26 | 11 | 17 | | 150 | 2 | 67 | | |
| 851 | 1 | 1 | 1 | | | | | 1 | 90 | 151 | 114 | 3 | 26 | 99 | 210 | 6 | 1875 | 5000 | |
| 231 | 2 | 6 | 9 | 1 | | | | 14 | | | 5 | 1 | 2 | | | | | | |
| 283 | 1 | | 3 | | | 22 | | | | | | | | | | | | | |
| 636 | 21 | 11 | 24 | 1 | 4 | 183 | | 3 | 126 | 195 | 550 | 60 | 1743 | 107 | 390 | 8 | 1975 | 5000 | |

District of King's County, (concluded.)

| | | | | | GENERAL REMARKS. | |
|---|--------------------|---|--|--|------------------------|------------------------|
| | No. of Brick Kilns | No. of Bricks manufactured during the past year | No. of Carriages and Sleighs manufactured during the past year | Yards of Cloth manufactured during the past year | No. of Cloth Factories | No. of Sewing Machines |
| 0 | | 66 | | | | 3 |
| 5 | | 3 | | 6734 | | 1 |
| 0 | | | | 3557 | | |
| 1 | | 9 | | 7157 | | |
| | | | | 3255 | | |
| 6 | 78 | | 20703 | | | 4 |

Reserved Lands and Royalty.

| | | | |
|------|--|----------|--|
| 29 | Upwar | : 60 | |
| | Deaf and dumb | | |
| | Blind | | |
| 1 | No. not vaccinated nor had Small Pox | | |
| 207 | Total number, including servants and apprentices | | |
| 1056 | No. of married persons | | |
| 277 | No. of single persons | | |
| 779 | No. of insane | | |
| | Married during the past year | | |
| 3 | Deaths during the past year | | |
| 5 | Births during the past year | | |
| 17 | Males | INDIANS. | |
| | Females | | |
| | Members of the Church of England | | |
| 156 | Presbyterian Church of the Lower Provinces | | |
| 52 | Kirk of Scotland | | |
| 272 | Roman Catholics | | |
| 547 | Methodists | | |
| 10 | Baptists | | |
| 5 | | | |

Georgetown, Reserved Lands and

| | | |
|-------|---|--------------------------------|
| | Bible Christians | |
| | Quakers | |
| | Universalists | |
| 11 | Other Denominations | |
| 5118 | No. of acres held in fee simple | |
| 204 | No. of acres held by lease, or agreement for lease | |
| 290 | No. of acres held by verbal agreement | |
| | No. of acres held, as occupants, being neither freeholders nor leaseholders | |
| 62 | First quality | No. of persons holding land of |
| 24 | Second quality | |
| 13 | Third quality | |
| 2195 | No. of acres of arable land | |
| 973 | No. of bushels of Wheat | |
| | No. of bushels of Winter Wheat | |
| 460 | No. of bushels of Barley | |
| 10582 | No. of bushels of Oats | |
| 70 | No. of bushels of Buck-wheat | |

Georgetown, Reserved Lands and

| | | |
|------|---|--|
| | Number of Flax Manufactories | |
| 94 | Number of acres covered with Shell Manure | |
| 20 | Number of acres covered with Lime | |
| 679 | Pounds of Cheese manufactured during the past year | |
| 4614 | Pounds of Butter | |
| 11 | Number of Fanning Mills | |
| 1 | Number of Mowing Machines | |
| | Number of Stamping Machines | |
| | Number of Hay-making Machines. | |
| | Number of Hay Elevators | |
| | Number of Mud Diggers | |
| 6 | Number of other useful Machines | |
| 5 | Number of Carts, Trucks and Truck-wagons | |
| 119 | Number of Riding Wagons and Carriages, Wood Sleds and Jaunting Sleights | |
| 177 | Number of yards of Cloth manufactured during the past year (fulled) | |
| 855 | Number of yards of Cloth manufactured during the past year (not fulled) | |
| 2537 | Number of Threshing Machines | |
| 1 | Number of Horses | |

Georgetown, Reserved Lands and Royalty, (concluded.)

| | |
|--|---------|
| Pounds of Tobacco manufactured during the past year | |
| No. of Fishing Establishments | 1 |
| No. of barrels of Mackerel cured during the past year | 731 |
| No. of barrels of Herring or Alewives | 136 |
| Quintals of Godfish or Lake | 315 |
| No. of Boats owned for fishing purposes | 20 |
| Gallons of Fish Oil made during the past year | 197, 67 |
| No. of men engaged in Fishing | 67, 190 |
| No. of Fish Barrels manufactured during the past year | 3 |
| No. of Coopers' Shops | 6 |
| Pounds of Lake Sounds cured during the past year | 6 |
| Quantity of Preserved Shell and other Fish prepared during the past year | |
| No. of Salmon taken during the past year, and the value thereof | |
| No. of Grist Mills | |
| No. of Carding Mills | |
| No. of Saw Mills | |
| No. of Felling and Dressing Mills | |
| No. of Shingle and Lathing Mills | |
| No. of Steam Engines for mechanical or other purposes | |
| No. of Lame Kilns | 1 |
| Barrels of Lime manufactured during the past year | 300 |
| No. of Brick Kilns | |
| No. of Bricks manufactured during the past year | |
| No. of Carriages and Sleighs manufactured during the past year | |
| Yards of Cloth manufactured during the past year | 3332 |
| No. of Cloth Factories | |
| No. of Sewing Machines | 53 |
| No. of Pianos, Melodeons and Organs | 17 |

Mills, whether driven by steam, water or horse power.

ABSTRACT OF GENERAL REMARKS.

APPENDED BY THE ENUMERATORS TO THE FOREGOING RETURNS.

LOT OR TOWNSHIP No. 1.

HON. STANISLAUS F. PERRY, enumerator.

The roads through Lot 1 were in a bad state at the time the Census was taken, owing a good deal to the season of the year, but, with the exception of the Palmer and Horse Head Roads, travelling is good in Summer. The bridges are without exception bad, especially the bridge over Big Tignish Pond. The market places in Lot 1 are at Hall's & Co., Tignish, and at the Hon. G. W. Howlan's, Tignish Run; but the most part of the produce of this Lot is taken to Casnapce, a distance of fifteen miles, and some sections are twenty miles from that place. The catch of fish last year was only about half the quantity caught the year before. There are, in this Township, 1 Grammar School, 7 School-houses, 1 Convent School, 1 Roman Catholic Chapel, and 1 Episcopalian Church.

LOT OR TOWNSHIP No. 2. — CHAS. MCCARTHY.

The land on Lot 2 is of second quality, and the people are generally poor, caused chiefly by their great attention to fishing, and their neglect of their farms. The principal markets are Tignish and Alberton, distant from two to fifteen miles. The roads throughout the Lot are very bad, and the building of the proposed Railroad to Tignish must benefit the inhabitants exceedingly.

LOT OR TOWNSHIP No. 3.—HENRY GORDON.

The land in Montrose is the only land of first quality on this Township. On the Tignish and Western Roads, and in Kildare and Mimmegash

the land is of second quality, and on the Mimmegash Road it is of third quality. Shell manure, in great abundance, can be obtained near Montrose. The markets resorted to are Alberton and Campbellton, distant from four to eight miles.

LOT 4.—PATRICK CONNICK.

The land in and around Alberton is of a very poor quality. The roads are good, and the inhabitants are near to one of the very best shipping places in the County. The surplus produce of the north end is generally shipped from Alberton, at any season, with safety. Kildare River. (West) is within two and a-half miles of Alberton. The inhabitants are well-to-do farmers, with good farms, near to inexhaustible beds of mussel-mud, raising large crops of grain and potatoes. They ship their surplus produce at Alberton, and deal principally with Messrs. Reid Bros and the Hon. G. W. Howlan. The people of Alberton vicinity deal generally at Alberton, and dispose of their surplus produce at that place. The people of the Dock Settlement are well-to-do farmers. They manure their land with shell manure, which is abundantly supplied in the beds of the rivers in the vicinity of the Dock River. They deal generally at Alberton, with the Hon. G. W. Howlan and Reid Bros. The land around Alberton is of a light nature. The farmers have labored hard in manuring it, and now they have first class farms. The farmers of Western Road (East) have a great deal more to contend with than their more fortunate neighbors of the Dock Settlement. They had and have to apply the axe to the stout beech, to clear a place for their

ABSTRACT OF GENERAL REMARKS.

dwellings. The land is of medium quality. The inhabitants, who are generally poor, dispose of their surplus produce at Alberton. The farmers of the Western Road had a great deal to contend with in clearing the forest. They came here from Canada. They have pretty large clearances for the time they have been settled here. They deal principally at Alberton. The settlers on the Clark Road are principally French Canadians, who settled there on the Government purchase. The land is very good. They are making large clearances and putting up very nice buildings. It will be one of the best settlements on the Township in a few years. Huts River, which is about two miles from the Clark Road, is a pretty well settled. Most of the farmers are in good circumstances, and near to inexhaustible beds of musselwood. They deal principally with merchants at Alberton, in surplus produce, &c. The farmers of Kildare River (East Side) are not as well-to-do as those of the West Side. The land which is very light is to a great extent covered with dwarf black spruce, and, although musselwood can be obtained near to them, they do not raise enough produce for home consumption. The Kildare Irish are in pretty good circumstances. They raise more than is consumed at home, and sell on an average about forty pounds worth of produce annually, which they dispose of at Alberton. CAMPBELTON, Lot 4, is a small village with two merchants doing a good fishing and mercantile business. It is situated in a flourishing settlement, fronting on the Straits of Northumberland. There are first-class farms all around. The farmers raise a large quantity of produce, potatoes, oats, pork, &c. at Alberton, or Sturgeon's Shore, Lot 4, is a small island. The farmers are well-to-do, and raise a large quantity of surplus produce. They dispose of large quantities at Campbellton and Alberton. They deal principally at Alberton. The New Dock Road is a new settlement recently opened out from the Dock to Campbellton, Lot 4. It is principally settled with new farmers, who are cutting down the forest and making new homes. The land is not of the best quality, but when opened up properly and stumped it will be a fine level settlement.

Lot 5.—No remarks.

LOT 6.—JOHN CLARK.

Cascumpee, which is situated in this Township, is a thriving village not far from shipping, and convenient for fishing.

LOT 7.—DONALD C. RAMSAY.

The land on this Township is of good quality in general. The roads and bridges are in a poor condition. The market most resorted to by the inhabitants and merchants is New Brunswick. West Point is distant from Shediac about 25 miles, and from Richibucto about 16 miles. A wharf is much needed at West Point, to enable farmers and traders to ship produce to market. This being the only place suitable for a wharf, and being so near Shediac or Point du Chene it would be a great accommodation if completed. A lighthouse is also needed greatly there, as great numbers of vessels run for shelter to it, and as there is no way of guidance, it is difficult for a stranger to make it in safety in thick weather.

LOT 8.—JOHN CURRIE,

The quality of the land on this Township is in general good, and well suited for most all kinds of farming. Some of the soil is wet, but yields. The disadvantages of this Township with regard to road and water communication are very great. There is no proper place of shipping within the Township, and the nearest market, by road, is Alberton, which is distant about 25 miles from most of the inhabitants. The market most resorted to is Summerside, on account of the difference in the prices. When West Point Wharf is completed, there will be a place of shipping convenient to all within the Lot. Messrs. A. & A. Ramsay turned out about £1000 worth of lumber from their mills last year.

LOT 9.—JOHN McDONALD, (Captain)

About one-half of the land on this Township is good, and the remaining half is poor. The roads are average. Water communication is poor. The markets,—Alberton, Port Hill and Summerside, are distant respectively fifteen, twenty-two and thirty-five miles. The latter is most resorted to. Agriculture, the general occupation of the inhabitants, is in a backward

ABSTRACT OF GENERAL REMARKS

condition. Several are engaged in spring herring fishing, and very few in mackerel and cod fishing. The land on this Township is all rented, except the Glebe Lot, and is owned by Miss Sullivan. The leases are for nine hundred and ninety-nine years, at one shilling per acre, nine years to full rent, commencing the third year at three pence per acre. There are only one Schoolhouse and one Chapel on Lot Nine.

Lot 10.—No remarks.

Lot 11.—No remarks.

LOT 12.—ALBERT WILLIAMS.

The land on this Township is in general good, except barrens and swamps, which extend over one-fourth of it. On the North Side the land is settled, and water communication is good, but the roads and wharf accommodation are bad. On the south side the land is more swampy, and not so much settled as the north side. Water communication and roads on this side, are bad. The markets resorted to by this Township are Bideford, Port Hill and Summerside.

Lot 13, (including Lennox Island)—W. R. ELLIS

This Township, like most of the country, is level, in some parts a little rough and hilly. The land on the whole is fertile. Some of the best farms are to be found in the vicinity of Port Hill. These farms are pretty, occupying, as many of them do, a beautiful site on Richmond Bay. Port Hill is noted for its activity in the shipbuilding business. Roads are tolerably good, and are being improved. This should be the route for the Mails to Tignish. The farmers here find a ready and convenient market for their surplus produce at the establishment of the Hon. John Yeo, who exports largely to the home market. Places of shipping are few—there is only one wharf (Mr. Yeo's) where you can conveniently ship. The public wharf (Cooper's) is in a dilapidated condition, and not at all safe for a place of shipping. The rivers and streams which are many, are famous for the abundance and excellence of their fish, and many of them still afford excellent sport in this direction. The principal species of fish in these waters are salmon, trout, herring and mackerel. There is a large business done in the oyster trade. The oyster here is proverbial for its ex-


cellence. Lot 13 has one Episcopalian Church, and one Presbyterian Church in the course of erection, and one Bible Christian Church. Has four Schools, daily average of scholars, over 30. Has, also, a Free Mason's Lodge.

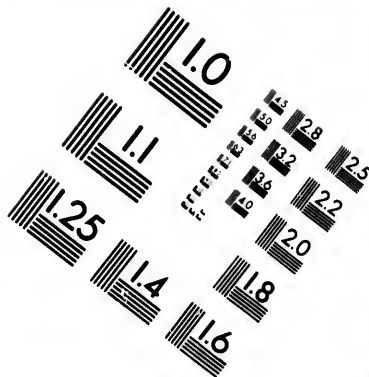
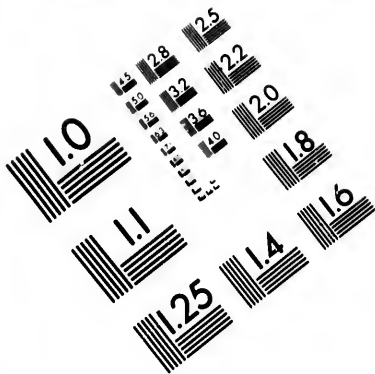
Lennox Island is of sufficient beauty to attract the attention of a tourist. There is much alluvial flat along the margin of the Island. The land is very good, and produces excellent wheat, as well as barley, oats and potatoes. Lately, the inhabitants have turned their attention more to farming and stock raising than to hunting—their former avocation. Several nice houses now occupy the places where once the temporary wigwams stood. Has one Chapel (Roman Catholic), and one School, daily average of scholars, 25. This Island was lately purchased by the Aborigines Society of London, for the special benefit of the Indians.

LOT 14.—NEIL MCKINSON.

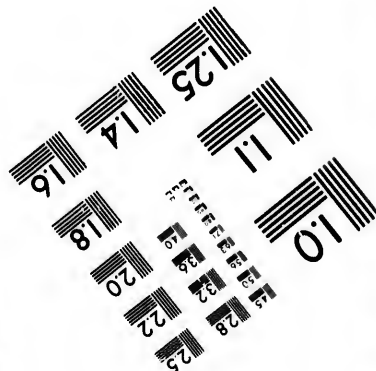
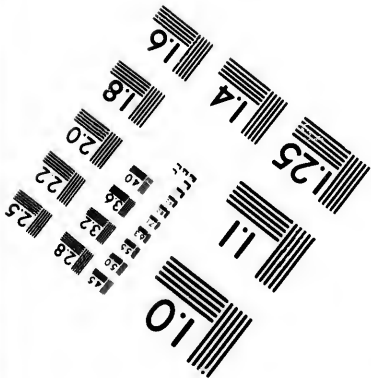
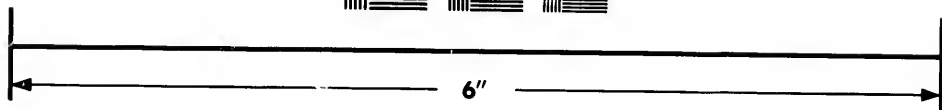

The inhabitants of the Ferry School District labor under considerable disadvantage which might be removed by closing the road now leading from the Ferry towards Port Hill, and opening the same from the cross roads in a direct line to somewhere about James L. Gillis'. The road communication is about the same as in other Townships, and appears to me to be satisfactory. The people of Lot 14, together with no small portion of the neighboring Townships, labor under serious inconvenience and loss of time for want of a wharf, especially at shipping time, when boats have to be employed for shipping produce on board of vessels. The markets most resorted to by the inhabitants are Summerside and Port Hill, the former being the principal one. A few vessels in shipping time come up Grand River to load with oats. They can easily be supplied by the farmers of the Eastern end of the Township. About two-thirds of the produce raised on this Lot is hauled to Summerside, which is distant about fourteen miles. The quality of the land is generally good. Although many farmers classed their farms as second quality, yet there are few of them that in my opinion are not first-class farms. The new road lately opened from Melzac's to Lot 15 (which might be called the Aldous Road) should be made passable for carriages as soon







**IMAGE EVALUATION
TEST TARGET (MT-3)**



**Photographic
Sciences
Corporation**

23 WEST MAIN STREET
WEBSTER, N.Y. 14580
(716) 872-4503

1.5
1.8
2.0
2.2
2.5
2.8
3.2
3.6
4.0

10
11
12

ABSTRACT OF GENERAL REMARKS.

as possible, as there are about ten or twelve families lately settled there who have no carriage road in summer.

Lot 15.—JOSEPH N. GALLANT.

The land on this Township can be classed as second quality, but the vacant land and a good part of what is taken, is not fit for cultivation, being either low and swampy or barren. That which is fit for cultivation is well adapted for hay and oats. The nearest and almost only market is Summerside—being an average distance of about fifteen miles. The roads are almost impassable in the spring and autumn, which makes it very difficult for farmers to take their produce to market. There is a harbor with sufficient depth of water to admit loaded vessels of from thirty to forty tons. A wharf is in construction, and when finished, will greatly facilitate the transportation of produce, and add materially to the trade of the place. There is a new vessel suitable for the harbor, and some large boats owned here. The herring fishing is generally good in the spring, but as a fishing place for mackerel, it is only second rate.

Lot 16.—No remarks.

Lot 17.

The land in general on this Township is of good quality. It is well supplied with roads, which are kept in very poor repair. There are eight vessels building at Summerside. There are three schoolhouses, viz: two district schools and one grammar school, at Summerside.

Lot 18, and Princetown and Royalty.

ARCHIBALD MCGOUGAN.

A part of the land in this Lot is in very good condition and well cultivated, but a portion of it—the Misses Stewart's estate—is very poor, being far from shell manure, and most of the farmers on it have small farms of about 50 acres. The principal market is Summerside, but a large quantity of oats is sold in Malpeque. The roads are very bad.

Princetown and Royalty. —The principal market for Oats, is England. Barley and Pork are disposed of principally at Summerside.

Potatoes and Turnips—I may say, none are shipped. Wharf accommodation is poor; vessels drawing nine feet of water, cannot finish loading along-side. The land, in general, is pretty good; farmers have raised good crops hay since they commenced using mud. Roads very bad.

Lot 19.—DAVID WALKER.

The quality of Land on this Township is good, and that portion thereof not held in fee simple, is nearly all taken up and held under lease for 999 years. The public roads are tolerably good in the summer season, but very bad in the spring and fall of the year. Summerside affords a good and convenient market for all the surplus productions of this Township, and is distant from the nearest point, two miles, and from the farthest point, about twelve miles.

Lot 20.—RICHARD READY.

The soil on this Lot is of a dry and sandy nature, and requires considerable manuring to make it yield heavy crops. The land in general may be classed as second quality, but some of it is poor and rocky, on the south side of the South west River. Several of the farms in the centre contain a great quantity of red sandstone, which renders them unfit for cultivation. On Graham's Road, a considerable quantity of sandstone is also found, and in a less extent in Long River. This Lot is intersected by the South-west River, which has become a source of wealth to many farmers, on account of the large quantities of shell manure taken from it during these last few years. No toil or expense has been spared by the farmers in trying to improve their farms. In the settlement of Irishtown, vast quantities of limestone of an excellent quality exist. Two kilns are in course of construction and they will be in operation this spring. An experienced farmer, Mr. Geo. Mallet, informed me that he had used the lime made from imported stone and that made from Island stone, and found that the latter was equally as good as the former. The surplus produce is shipped at Summerside, distant from 14 to 18 miles; Malpeque, distant from 4 to 8 miles; Long River wharf, distant from 1 to 4 miles; and Clifton, distant from 1 to 4 miles

The
bec
larg
har
we
fro
nor
ren
of
mu
of t
ate
ind

C
war
Und
Sun
and
Sun
pbe
be c
sett
ticu
T
van
as t
whi
Gov
road
mak
tide
the

T
sec
Cha
2 to

P
and
Mo
Fro
the
the
sh
min
mo

ABSTRACT OF GENERAL REMARKS.

The principal part is shipped at Summerside, because the prices are higher there, and because large vessels cannot go out of New London harbor. This Township is, I consider, pretty well supplied with roads; but one is yet required from the New London Road to the river on the north side, some place between James E. Warren's and William Painter's, as there is no way of people getting to the river to haul mussel-mud, except through private property. Most of the farmers on the Lot are comfortably situated, the result of much toil, perseverance and industry.

Lot 21.—GEORGE MCKAY.

Clifton is under great disadvantages for the want of a Mail to connect with Summerside. Under present arrangements the Mails from Summerside are carried round by Charlottetown and Rustico. If a sum sufficient to carry the Summerside and Charlottetown Mails to Campbellton Office, a distance of seven miles, could be obtained, it would be a great benefit to the settlement in general, and business men in particular.

Trout River Settlement is under great disadvantages for want of a road to Mill Vale Mills, as they have none except a track over hills, which cannot be made passable. But if the Government would purchase a right-of-way of road for about 25 chains they are willing to make the road at their own expense. High tides in Autumn destroy the Causeway across the marsh, near Stanley Bridge.

Lot 22.—EDMUND CRABB.

The land in general on this Township is of second quality. The principal markets are Charlottetown and Stanley Bridge, distant from 2 to 18 miles.

Lot 23.—JOHN McDONALD.

New Glasgow is a good farming settlement, and the people are in comfortable circumstances. Most of the people on the Cavendish Road are French and very poor. Cavendish is one of the best farming settlements on the Island, and the people are very comfortable. This Township is almost altogether fit for cultivation. The minority on it are comfortable; the majority are more than comfortable. Upon the whole, there

is a decided improvement made in every respect on this Township, since the census was last taken.

Lot 24.—No remarks.

Lot 25.—No remarks.

Lot 26.—No remarks.

Lot 27.—No remarks.

Lot 28.—No remarks.

Lot 29.—NEIL MCKINNON.

DeSable.—The land is very hilly. A large quantity of sea weed comes in on the shore, but as there is no public road leading to the shore, some of the farmers are unable to get any of it. Mussel Mud distant about five miles.

Melville Road.—The land very hilly. People very industrious. They have made quite a progress in buildings, &c. They cannot raise much hay, not having commenced to use lime for their lands.

Crapaud.—Plenty of seaweed and mussel mud close at hand. The land in general is in a good state of cultivation, and the soil is good.

Victoria is a small village on the Northern side of Crapaud Harbor, where considerable traffic has been carried on during the last few years. It contains about 130 inhabitants, and is the shipping place for Tryon (South), part of Lot 67 and Lot 30.

The Old Tryon Road is very hilly. Many farms along it are nearly exhausted for want of manures, and the soil in many places is light and stony.

Lot 30.—ARCH'D. C. McNEILL.

The Appin Road is in a bad state, being full of high hills, &c., and the people are far from market. A road in the New Back Settlement is very much required. The inhabitants cannot get to market or any other place without going through their neighbour's farms. They have about two miles to go before they can get to the public road, and are about five miles from the nearest market.

Lot 31.—AUBREY FOWLE.

The land is good. The distance from Charlottetown is from nine to twelve miles.

ABSTRACT OF GENERAL REMARKS.

Lot 32.—CHARLES HOOPER.

The soil is of a medium quality; nevertheless it is well adapted for agricultural pursuits. Fronting on the West River, and having the North River running through the centre of the Township, there is a considerable quantity of sea manure and shell mud within the reach of most of the inhabitants, which they and those of the adjoining Township have, for the last five years, taken advantage of. Wheat is not much cultivated in the Northern portion of the Township. Potatoes, Barley, Oats, Turnips and Hay, grow well, and will compete with almost any other Township on the Island. A large quantity of produce is shipped at Poplar Island Bridge; average distance from the Southern and Western sections of the Township about 2½ miles. Charlottetown is the principal market for the Northern section of the Township; average distance about 6 miles.

Lot 33.—No remarks.

Lot 34.—No remarks.

Lot 35.—JOHN A. McDONALD.

Hickey's Wharf is the market place on the south side of Hillsborough river. There is a wharf on the west side of Johnston's river, at a place called Callaghan's Point, which requires to be extended two blocks to afford a convenient place for shipping. On the north side of Hillsborough river, Apple-tree Wharf is the shipping place. The roads leading to and from these wharves, are in a very bad state, and cause much trouble and hardship to the inhabitants.

Lot 36.—JAMES E. KELLY.

Commencing at the extreme south of Lot 36, on Monaghan Road, and coming north until Fort Augustus is met.

* * * * *

The people in this part hold their farms on lease, at about £4 8s 10d per 100 acres, in consequence of the land being considered of an indifferent quality; yet, taking all things into consideration, they have, in general, made more progress in life than those of their neighbors who had more promising farms. In the column marked "number of years of term of lease expired," I have thought it useless to notice such, as 999 years means for ever, to all

intents and purposes; therefore, to notice the like would be a mere absurdity. Some land is swampy, but good for pasture. Here is a man who made out a respectable living for himself and family on fifty acres. Here resides a very great miser—very unwilling to give statistics. I verily believe he had over 60 bushels of Oats; he, however, gave in but 300 bushels.

* * * * *

There are others located in the central part of the Monaghan Settlement, within about two and a half or three miles of the best shipping wharfs on the Island, viz: Hickey's and Cranberry, and about sixteen miles from Charlottetown by road or river. The people of this settlement were about the first to give an example to the Island as to what could be accomplished by industry and perseverance. The Fort Augustus farms are first-class land, possessed of rare advantages, being contiguous to carding, saw, and grist mills, and about a mile and a quarter from Cranberry wharf. Lying towards the south-western part of Lot 36, is a very poor settlement—the land is very light and sandy. It has been called "Scrabble," some twenty years ago—a name indicating hard times.

Sandhill Road, East of Tracadie Bay.—You can have no conception of the misery of the place, unless you were an eye witness. They are all the unfortunate victims of Landlordism in its worst forms. Old men have been born here, and have seen their great grand children, and yet, instead of a comfortable home to keep out the rain and sleet, nothing is seen but miserable hovels. In this vicinity, the people having bad land, never made up their minds to go into farming, as a matter of industry; a great deal of precious time has been spent in fishing, by those parties, to the great injury of their farms and their own interests. Sea manure of all kinds can be procured here in abundance, and yet the people are comparatively destitute, as compared with other inhabitants of the Island elsewhere.

Lot 37.—JOHN A. McDONALD, jun.

In Point De Roche, farming is very much neglected, and although the inhabitants are bordering on the sea shore, they do not prose-

ABSTRACT OF GENERAL REMARKS.

cute the fisheries to any great extent. The land is of an inferior quality. The market most resorted to is Mount Stewart Bridge. Pisquid New Bridge would be a very convenient shipping place for the majority on this Township, if a small sum of money was expended in dredging the river.

Lot 38.—No remarks.

Lot 39.—No remarks.

Lot 40.—JOSEPH McVARIEN.

The land in this Township is in general of good quality. The disadvantages of shipping in the fall and spring are great, in consequence of the reluctance of vessel owners to come into St. Peter's Bay, owing to the bleak stormy weather of Autumn, and to the shallowness of the water on St. Peter's Harbor Bar. The great majority of the inhabitants are therefore compelled to haul their surplus produce to Mount Stewart Bridge, Cardigan Bridge and Grand River, a distance of about thirteen miles, through roads which are late in autumn almost impassable. The back roads leading from the Main Post Road are very much cut up, which renders heavy hauling very difficult. If St. Peter's Harbor Breakwater was completed, I believe the inhabitants of this Township would be greatly benefitted, as the most distant inhabitants on the Township would not have more than four and a half miles to haul their surplus produce.

Lot 41.—MARTIN McINNIS.

The land on this Township is of second and third quality, of a sandy nature and easily cultivated, and, with the exception of about one-twentieth part which is composed of barren and swampy land, answers well for the growth of grain and root crops. The Township has every advantage as regards roads, and although St. Peter's Bay extends through the centre, water communication is poor, owing to its being situated on the North side, and to the shallowness of the water on the bar. About one-half of the surplus oats is shipped at Cardigan Bridge and Georgetown, and the remainder, with surplus potatoes, &c., is shipped at the Head of St. Peter's Bay. Cardigan Bridge is distant about twelve miles, and Georgetown about twenty miles, from the centre of the Township.

Lot 42.—No remarks.

Lot 43.—RICHARD KEEFE.

Nearest Shipping place—Rollo Bay. Nearest Market—Souris.

Lot 44.—MALCOLM LESLIE.

The soil of the Southern part of the Township is in general heavy. That part of the Township known as the Head of Souris is hilly, and presents a diversified appearance. The soil on the North end of the Lot is light. This Township extends across the Island. It is divided from Lot 43 by a road called the Bear River Line Road, which is much used in the fall in transporting the surplus produce from the North side of the Township to Souris Harbor. A new road, called the New Zealand Road, is partly opened from the North side to the Head of Souris; the line of it is nearly level, and if made fit for traffic, it would be advantageous, not only to the people of this Township, but also to the inhabitants of part of Lot 45. The Main Post Road across the South side of the Township, from Rollo Bay to Souris, is deeply rutted in the fall. The principal part of the produce is shipped at Souris Harbor. That harbor has been much improved by the breakwater built at the East side of the channel.

Lot 45.—No remarks.

Lot 46.—No remarks.

Lot 47.—JOHN BEATON.

The inhabitants on the South side of East Point to the Western part of the Lot, have a poor chance of getting to the sea shore for manure, or to ship their produce, on account of the South Lake. A considerable quantity of the land on the South side of East Point is swampy, &c. Mud is of little use as manure on this Township. Perhaps it is not properly used. Those who tried it have given it up, having found that it injured their land. The land along the North side is principally of first quality, but the difficulty of shipping produce is great, on account of bad, hilly roads on the front, and South Lake. The land about the West River is generally of first quality. The inhabitants of the Township are of opinion that if a breakwater

ABSTRACT OF GENERAL REMARKS.

was built in Campbell's Cove they would be greatly benefited thereby. Souris is the principal market resorted to. The inhabitants on the North Side of the North Lake have bad roads, and difficulty in getting to market. The land in general is swampy, and covered with soft wood. The most of the inhabitants on the South side of the North Lake are badly off for a good road to the shore, for procuring kelp and shipping their surplus produce. They have a kind of bridge across the outlet of the Lake, but it is generally broken, the people, for want of means, not being able to keep it in such repair as would make it resist the storms and floods. East Lake is about fifteen miles from Souris, whither most of the people resort to dispose of their surplus produce, &c., although the road is very hilly, besides being bad in Spring and Autumn. A great part of the land from Black Point to East Point is very swampy, and of third quality.

Lot 48.—No remarks.

Lot 49.—THOS. W. BEERS.

About one-third of the land is of second and third quality; the remainder of first quality. Pownal Bay Wharf and Squaw Bay Wharf are the Shipping places for the Western end of the Township, and Vernon River Bridge for the Eastern end. The inhabitants of the East end have a long distance to haul their produce to market, compared with those of the West end.

Lot 50.—No remarks.

Lot 51.—JAMES McDONALD.

Two-thirds of the land is of first quality, the remainder of second and third quality. There is no shipping place on the Township. Most of the surplus produce is hauled to Cardigan and Montague Bridges, and some to Mount Stewart and Brudenell. The North part of the Lot is distant from eight to ten miles from the nearest of the above named shipping places. The middle and Southern portion is from two to four miles from Montague Bridge and Brudenell. This Township seems to be well provided with roads, it being crossed by six, including the Main Post Road, between Charlottetown and Georgetown. It is divided lengthways through

the centre by Baldwin's Road, running north, and Union Road, south, from the Main Post Road.

Lot 52.—WILLIAM ALLEY.

The land is generally of second quality. The roads in the northern part of the Township are anything but good. In the Morell and Peake's Road Settlements they are very bad. A bridge on the south branch of the Morell River is much required, and would be a great advantage to both Settlements—the distance between them in a direct line being only fifty-five chains, and that by the only public road is five miles. The nearest markets, and those most resorted to, are Cardigan Bridge and Georgetown, the former being seven miles, and the latter twelve. The other Settlements are well situated as to roads and shipping places.

Lot 53.—No remarks.

Lot 54.—HUGH A. MCPHEE.

Part of the land is dry and very fertile, and parts are swampy and unfit for cultivation. The inhabitants of the southern end of the Township, viz., Cardigan and De Gros Marsh, ship their produce at Cardigan Wharf, and buy their goods chiefly in Georgetown. Those of Grand River, which is about the middle of the Township, ship their produce at Chaple Wharf and Cardigan Wharf, and those of Dundas and vicinity, ship theirs at Bridgetown, Dundas.

Lot 55 AND BOUGHTON ISLAND.

RONALD MCCORMACK.

South side De Gros Marsh—Good land in this part of Lot 55. Shipping place, Launching Wharf and Cardigan Wharf, distant about two miles. Bridgetown, a thriving place, has a wharf called Clay's Wharf. It, however, is not sufficient to accommodate the number of vessels that arrive in the fall for produce. The quality of the land in the Township is in general about second quality.

Lot 56.—ALLAN McDONALD.

Is bounded on the west by Lot 55, on the north by Lot 42, on the east by Lot 43, and on the southern part by the sea shore, which rea-

ABSTRACT OF GENERAL REMARKS.

renders it very pleasant and salubrious. The only shipping place of any importance is Annandale. It is the market most resorted to by the inhabitants of this and the adjacent Townships.

LOT 57.—JAMES NICHOLSON.

Shipping place, Montague Bridge.

LOT 58.—DONALD R. McDONALD.

The land in general is dry and flinty. Shipping places, Pinette and Montague Bridges.

LOT 59.—ALEX. McLEOD.

The land is dry and sandy. The Lot lies along the Montague River. The west end of it is six miles from Montague Bridge, the nearest shipping place. Aitken's Wharf is the shipping place of the east end, distant about three miles

LOT 60.—ROD. K. MCKENZIE.

Melville. — Shipping place, East Pinette Bridge, distant 3 miles. Land—poor, sandy soil. Culloden—The land is rather better than that of Melville. Murray Harbor Road—Light soil and rather sandy. Caledonia—Very sandy soil and poor in general. Shipping place, Montague Bridge.

LOT 61 AND PANMURE ISLAND.

GEORGE HICKEN.

The western portion of this Township is of a light sandy nature. The soil in many parts is composed of pebbly flint stones. A great many of the inhabitants on this Lot are squatters who are very poor. Their houses are bad, and although they have schoolhouses, their education is very deficient. They are distant from Montague Bridge from 5 to 7 miles, the nearest shipping place. The east end has only one small wharf, at St. Mary's Bay, which is too small to accommodate that part of the country.

LOT 62.—DOUGALD McDONALD.

The land in general is of a light sandy nature, which is easily exhausted, especially the northern part of the Township. The markets most resorted to are Pinette and Murray Harbor, distant about twelve miles.

LOT 63.—ANDREW MILLAR.

The land, like that of Lot 62, is of a light sandy nature. This Township is well provided with roads and market places. Markets mostly resorted to are North Wharf, Murray Harbor and Burnt Point Wharf. These two shipping places are on the Lot.

LOT 64.—HENRY BREILAUT.

Quality of land, medium.

LOT 65 AND ST. PETER'S ISLAND.

EWEN McMILLAN.

The land is in general of first quality. The water communication is excellent, but the regular boat plying between Rocky Point and Charlottetown is deemed insufficient to meet the growing wants of the inhabitants. The prevailing cry is, "Regular Steam Navigation on the Elliot or West River, between Charlottetown and Rocky Point, calling at the intermediate wharfs." Produce disposed of at Charlottetown and at the different wharves along the river. Owing to the isolated position of a portion of the Township, and the want of adequate communication by water, the distance to market is considerable.

LOT 66.—JAMES J. O'REILLY.

Head of Montague is the name of a settlement on the South side of Montague River. The farms run nearly $1\frac{1}{2}$ mile from the base line of the Lot, and the houses are built within a range of from 20 to 25 chains of the stream which bounds the farms on the North side. A road runs parallel with the stream East and West across the Lot, and between the houses and the stream. The land is apparently of a superior quality. There is probably less than a third of the the whole block cleared, the remainder towards Douse's Road, on the South, is covered with a good growth of hardwood. I was informed that some good ship timber could be procured. The land does not appear to be carefully tilled, and the outhouses, &c, with a few exceptions, have an untidy appearance. The stream alluded to affords very fine water power for mills.

Head of Montague (North side).—There is a remarkable difference between the quality of

the land on this side and that on the South side. There is only one comfortable farmer on this side (Donald Gillis). The moiety towards the river is hilly, stoney and otherwise very inferior. The settlers say they cannot raise wheat on it, and the hay crop is surprisingly small. Another road runs parallel with the stream through this section. The schoolhouse is fairly located; it is near the mill, almost between the Eastern extremities of the two roads referred to, on the line of Lots 66 and 51.

The farms on Sparrow's Road Settlement are nearly all cleared of every kind of timber, but the settlers are not thriving—only a few comfortable families in the section. Tillage system very inferior, and manure making, if possible, worse. Every facility is afforded for making composts, from the quantity of fine mud accessible. Houses very comfortless, and yet some of the land is superior in quality. The road through the Settlement has lately been straightened in part, but it is in a miserable condition.

Summerville, on the Georgetown Road, is a flourishing Settlement. The people are mostly comfortable and very industrious, to my knowledge, but I have my doubts as to the successful application of their labor. Not one of them owns, or appears to know how to make a compost heap, although the materials are at hand on almost every farm. The repeated failure of their turnip crops argues strongly on this point.

At the distance of about 1½ mile from Summerville, the Settlement of Elliot Vale commences. The road runs through the farms. They are about a mile long, each: that is the width of the Lot. Most of the land is inferior. Only a few of the farmers in this section are comfortable; their system is very bad. Markets resorted to are Mt. Stewart, Montague, Cardigan and Georgetown.

LOT 67.—JOHN McLEOD.

This Lot is wholly inland, and contains no land incapable of the the highest cultivation. The soil is naturally productive, yielding all kinds of agricultural produce. Strathalbyn, in the centre of the Island, is the largest and most populous Settlement, and comprises the southern part of the Township. It is situated halfway between Charlottetown and Summerside, which are its best markets. The surplus pro-

duce raised here is considerable, and lumber of a most excellent quality abounds. The greatest obstacles in the way of improvement arise from its distance from shipping places, and the want of access to lime and shell manure. The facilities anticipated from a railroad are largely in demand here, and in no part is the question more favorably entertained by the people than in Strathalbyn.

Malpeque Road comprises the northern part of the Lot, and is more accessible to the facilities above referred to, as may be seen by referring to the annexed columns, being within a short distance of New London and Mill River. Several on this road appeared unwilling to give a full return of the statistics, owing to an erroneous impression that the end in view was to impose a tax to meet the expenditure of the railroad; and many were alarmed that the line would cross their lands, which they regarded as a nuisance rather than an accommodation.

Braidalbane and Junction Roads, chiefly in the centre of the Lot, are, to some extent, recently settled. The people—many of whom are late immigrants from Scotland—are characterized by sobriety, perseverance and industry. The Township abounds with springs, and is generally well watered.

GEORGETOWN AND ROYALTY.—NEIL MATHESON.

The harbor of Georgetown is pronounced, by competent judges, to be the best on the Island, and capable of receiving the largest vessels afloat, and is open for navigation the greater part of the year. Principal business is in shipbuilding and the export of country produce. It has also an extensive and growing trade with American fishermen, and if it only had the water accommodations to which its natural advantages entitle it, it would not only give an impetus to the trade of the Town but benefit the Eastern part of the Island in general. It wants proper steam communication with the United States, to warrant parties in building establishments for inspecting, packing, and re-shipping fish, to accommodate American fishermen properly. Also, bi-weekly or tri-weekly steam communication with the neighboring Dominion, to enable its merchants to compete with other parts of the Island.

Charlottetown and Royalty.—No remarks.

APPENDIX.

Arlington, Lot 14, Nov. 23, 1871.

Sir;—I have the honor to acknowledge the receipt of your's of the 22d. In reply, I beg to inform you that the number of persons whose chief occupation is fishing are three. These three were absent at the time of taking the Census, hence the omission. The eight boats, with one exception, are owned by farmers, for fishing purposes, but for their own use only.—only occasionally used, and when used they are manned only by farmers, who, I did not think, should be put in the "Fishermen" column.

I remain, &c.,
NEIL McKINNON.

Ashfield, Lot 16, Nov. 29, 1871.

Sir;—In the Census returns of Lot 16, you say there are "four boats owned for fishing purposes," while the number of men is not noted in the Census Book.

The reason is, the boats were owned by farmers, and they wished to have their names enter-

ed as such; and as they were not fishermen, in the true sense of the word. I did not note them in the Census book as fishermen, but as it is necessary, you may say: two men to each boat,—eight in all.

I am, &c.,
JOHN McKINNON.

Brac, Lot 9, Dec. 1st, 1871.

Sir;—Yours of the 22d ultimo has been received. In reply—as to the number of men engaged in fishing, in this District—I take pleasure in informing you that it is two men to each of the thirteen boats engaged, amounting to twenty-six men; that is the minimum, as no boat would be manned with fewer than two men. Possibly a few boats took in a third partner, but I cannot, at present, ascertain what number, if any, has done so.

Yours, &c.,
JOHN McDONALD.

To John McNeill, &c., &c.

able, and lumber of
unds. The greatest
rovement arise from
laces, and the want
l manure. The fa-
railroad are largely
part is the question
by the people than

s the northern part
ossible to the facili-
y be seen by refer-
ns, being within a
n and Mill River.
d unwilling to give
s, owing to an er-
end in view was to
expenditure of the
armed that the line
h they regarded as
ommodation.

Roads, chiefly in
some extent, re-
—many of whom
land—are charac-
ance and industry.
springs, and is

—NEIL MATHESON.

is pronounced, by
est on the Island,
e largest vessels
ation the greater
business is in ship-
ntry produce. It
owing trade with
only had the wat-
ts natural advan-
only give an im-
n but benefit the
in general. It
ication with the
rties in building
packing, and re-
American fisher-
dly or tri weekly
neighboring Do-
s to compete with

—No remarks.

