

**CIHM  
Microfiche  
Series  
(Monographs)**

**ICMH  
Collection de  
microfiches  
(monographies)**



**Canadian Institute for Historical Microreproductions / Institut canadien de microreproductions historiques**

**© 1995**

Technical and Bibliographic Notes / Notes techniques et bibliographiques

The Institute has attempted to obtain the best original copy available for filming. Features of this copy which may be bibliographically unique, which may alter any of the images in the reproduction, or which may significantly change the usual method of filming, are checked below.

L'Institut a microfilmé le meilleur exemplaire qu'il lui a été possible de se procurer. Les détails de cet exemplaire qui sont peut-être uniques du point de vue bibliographique, qui peuvent modifier une image reproduite, ou qui peuvent exiger une modification dans la méthode normale de filmage sont indiqués ci-dessous.

Coloured covers/  
Couverture de couleur

Covers damaged/  
Couverture endommagée

Covers restored and/or laminated/  
Couverture restaurée et/ou pelliculée

Cover title missing/  
Le titre de couverture manque

Coloured maps/  
Cartes géographiques en couleur

Coloured ink (i.e. other than blue or black)/  
Encre de couleur (i.e. autre que bleue ou noire)

Coloured plates and/or illustrations/  
Planches et/ou illustrations en couleur

Bound with other material/  
Relié avec d'autres documents

Tight binding may cause shadows or distortion along interior margin/  
La reliure serrée peut causer de l'ombre ou de la distorsion le long de la marge intérieure

Blank leaves added during restoration may appear within the text. Whenever possible, these have been omitted from filming/  
Il se peut que certaines pages blanches ajoutées lors d'une restauration apparaissent dans le texte, mais, lorsque cela était possible, ces pages n'ont pas été filmées.

Additional comments:  
Commentaires supplémentaires:

Coloured pages/  
Pages de couleur

Pages damaged/  
Pages endommagées

Pages restored and/or laminated/  
Pages restaurées et/ou pelliculées

Pages discoloured, stained or foxed/  
Pages décolorées, tachetées ou piquées

Pages detached/  
Pages détachées

Showthrough/  
Transparence

Quality of print varies/  
Qualité inégale de l'impression

Continuous pagination/  
Pagination continue

Includes index(es)/  
Comprend un (des) index

Title on header taken from:  
Le titre de l'en-tête provient:

Title page of issue/  
Page de titre de la livraison

Caption of issue/  
Titre de départ de la livraison

Masthead/  
Général (périodiques) de la livraison

This item is filmed at the reduction ratio checked below/  
Ce document est filmé au taux de réduction indiqué ci-dessous.

10X	12X	14X	16X	18X	20X	22X	24X	26X	28X	30X	32X
						✓					

The copy filmed here has been reproduced thanks to the generosity of:


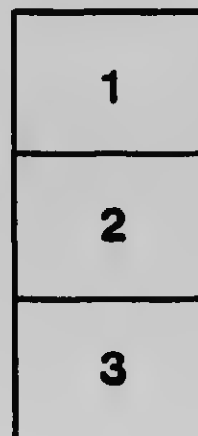

National Library of Canada

The images appearing here are the best quality possible considering the condition and legibility of the original copy and in keeping with the filming contract specifications.

Original copies in printed paper covers are filmed beginning with the front cover and ending on the last page with a printed or illustrated impression, or the back cover when appropriate. All other original copies are filmed beginning on the first page with a printed or illustrated impression, and ending on the last page with a printed or illustrated impression.

The last recorded frame on each microfiche shell contains the symbol  $\rightarrow$  (meaning "CONTINUED"), or the symbol  $\nabla$  (meaning "END"), whichever applies.

Maps, plates, charts, etc., may be filmed at different reduction ratios. Those too large to be entirely included in one exposure are filmed beginning in the upper left hand corner, left to right and top to bottom, as many frames as required. The following diagrams illustrate the method:



L'exemplaire filmé fut reproduit grâce à la générosité de:

Bibliothèque nationale du Canada

Les images suivantes ont été reproduites avec le plus grand soin, compte tenu de la condition et de la netteté de l'exemplaire filmé, et en conformité avec les conditions du contrat de filmage.


Les exemplaires originaux dont la couverture en papier est imprimée sont filmés en commençant par le premier plat et en terminant soit par la dernière page qui comporte une empreinte d'impression ou d'illustration, soit par le second plat, selon le cas. Tous les autres exemplaires originaux sont filmés en commençant par la première page qui comporte une empreinte d'impression ou d'illustration et en terminant par la dernière page qui comporte une telle empreinte.

Un des symboles suivants apparaît sur la dernière image de chaque microfiche, selon le cas: le symbole  $\rightarrow$  signifie "A SUIVRE", le symbole  $\nabla$  signifie "FIN".

Les cartes, planches, tableaux, etc., peuvent être filmés à des taux de réduction différents. Lorsque le document est trop grand pour être reproduit en un seul cliché, il est filmé à partir de l'angle supérieur gauche, de gauche à droite, et de haut en bas, en prenant le nombre d'images nécessaire. Les diagrammes suivants illustrent la méthode.

# MICROCOPY RESOLUTION TEST CHART

(ANSI and ISO TEST CHART No. 2)



**APPLIED IMAGE Inc**

1653 East Main Street  
Rochester, New York 14609 USA  
(716) 482 - 0300 - Phone  
(716) 288 - 5989 - Fax

# Special Prepay Offer

WITH

## DR. CLARK'S Veterinary Remedies

We are anxious that every person should give these famous remedies a trial, simply to convince them that they are not only reliable and good, but also "wonderful" in their curative action. Although the majority of dealers sell these remedies, yet it may be possible that you cannot get them from your dealer, and in such a case we make you the following offer:

**WE WILL PREPAY THE MAIL OR EXPRESS CHARGES ON ALL ORDERS AMOUNTING TO ONE DOLLAR OR MORE FOR ANY OF THE FOLLOWING REMEDIES. CASH TO ACCOMPANY ORDER.**

We would esteem it as a great favor if you will send us the name of your local dealer.

Dr. CLARK'S KILL-A-LOUSE.....	Price 25c	Dr. CLARK'S LUNG AND HEAVE CURE..	Price 50c
Dr. CLARK'S CREOL SALVE.....	25c	Dr. CLARK'S HORSE COLIC CURE.....	50c
Dr. CLARK'S CREOL.....	50c	Dr. CLARK'S BARB WIRE LINIMENT..	50c
Dr. CLARK'S HOOF OINTMENT.....	25c	Dr. CLARK'S DISTEMPER CURE FOR HORSES.....	50c
Dr. CLARK'S SPECIFIC FOR DISTEMPER IN DOGS.....	25c	Dr. CLARK'S NITEROIN.....	50c
Dr. CLARK'S MANGE CURE.....	25c	Dr. CLARK'S WHITE LINIMENT.....	50c
Dr. CLARK'S BRITISH OALL CURE, 25c AND.....	50c	Dr. CLARK'S LUMP CURE.....	\$1.00
Dr. CLARK'S PURGING HORSE BALL.....	50c	Dr. CLARK'S SPAVIN CURE.....	\$1.00
Dr. CLARK'S CHILL AND FEVER CURE..	50c	Dr. CLARK'S ABSORBOL.....	\$1.00
Dr. CLARK'S FIRE BLISTER.....	50c	St. JOHN'S CONDITION POWDERS.....	25c
Dr. CLARK'S COW-LAX.....	25c	St. JOHN'S HORSE WORM POWDERS..	25c
		Dr. CLARK'S BIRD TONIC.....	25c

We **DO NOT** prepay charges on "PEERLESS SHEEP DIP" or "DR. CLARK'S NEW CENTURY HORSE AND CATTLE FOOD." These are the only two exceptions.

**NOTICE:**—Liquids cannot be sent by mail, must be sent express—always send the address of your nearest Express Office.

Address your letters to:

**THE MARTIN BOLE & WYNNE CO., WINNIPEG, CANADA.**

It is worth your while to give these remedies a trial.

471055

## INTRODUCTION

Dear Friend:—

It affords us a great deal of pleasure to present you with this "Vet." Book or "Animal Doctor."

For years we have realized that in this country there was an absolute need for such a book as this; situated as many are, far from the reach or vicinity of a Veterinary Practitioner, and also the time lost in securing one from the nearest point it has caused many a man to lose a valuable animal and has caused many an animal to endure intense suffering.

This book represents the condensation of hundreds of standard works and authorities on the diseases and ailments of animals, it is written in a plain and brief manner, all technical and scientific names have been avoided as far as possible, and it has been arranged in such a plain and simple form that anyone can understand it.

The illustrations in the book are merely rough pen and ink sketches—but crudely drawn, sufficient to convey to you in some way the nature and condition of some ailments. This book is not intended as a work of Art—but it is intended to be the means of saving the loss of animals through disease and injury, to diminish suffering and also to increase the value of your stock.

The Remedies advertised on these pages, represent the best that is known to curative science at the present day in the treatment of ailments of animals. When you purchase any of these preparations you can rest assured that you are buying something reliable, a remedial agent that will produce results and give you satisfaction.

We do not charge you fancy prices and expect exorbitant profits from these reliable remedies—we have placed them at a price less than is usually asked for Veterinary compounds.

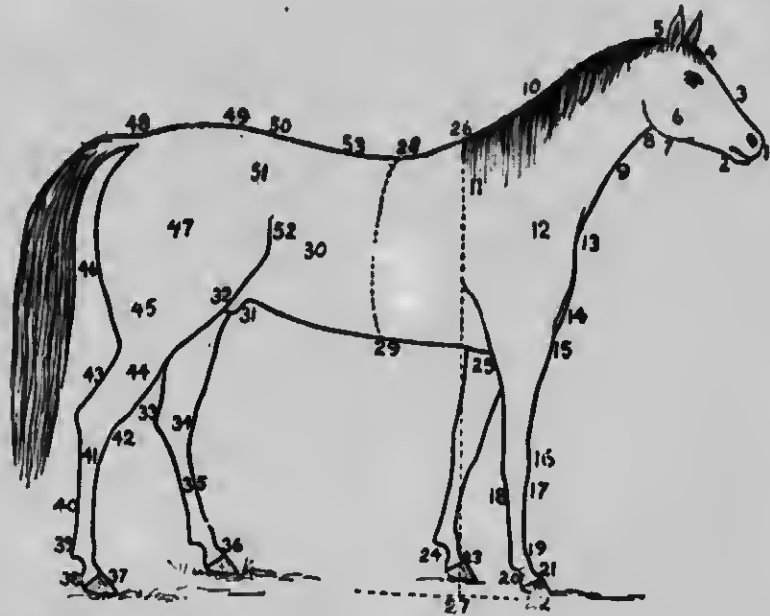
We shall be pleased at any time to answer any questions that you may wish to ask if you will write to our "Veterinary Department."

We would greatly appreciate your testimonial for any of these remedies which you have used in the ailments of your stock. Trusting you will find this book a great benefit and profit, we remain,

Respectfully,

**THE MARTIN, BOLE & WYNNE CO.,**  
Winnipeg, Canada.


"Keep this 'Vet Book' handy."



- |                                  |                                    |
|----------------------------------|------------------------------------|
| (1) Muzzle                       | (28) — (29) Dotted lines for Girth |
| (2) Chingroove                   | (30) Back Ribs                     |
| (3) Face                         | (31) Sheath                        |
| (4) Forehead                     | (32) Stifle Joint                  |
| (5) Poll                         | (33) Point of Hock                 |
| (6) Jaw (lower)                  | (34) Position of Spavin            |
| (7) Jowl                         | (35) Shank or Cannon Bone          |
| (8) Gullet                       | (36) Coronet                       |
| (9) Windpipe                     | (37) Hoof                          |
| (10) Crest                       | (38) Heel                          |
| (11) Withers                     | (39) Large Pastern                 |
| (12) Shoulder Blade              | (40) Back Tendons                  |
| (13) Point of Shoulder           | (41) Location of Curb              |
| (14) Breast                      | (42) Hock                          |
| (15) Fore thigh or fore arm      | (43) Hamstring                     |
| (16) Knee                        | (44) Second Thigh or Gaskin        |
| (17) Cannon Bone                 | (45) Thigh                         |
| (18) Back Tendons                | (46) Quarters                      |
| (19) Fetlock                     | (47) Hip Joint or Round Bone       |
| (20) Pastern Large               | (48) Dock                          |
| (21) Small Pastern               | (49) Croup                         |
| (22) Hoof                        | (50) Loins                         |
| (23) Coronet                     | (51) Hip                           |
| (24) Heel                        | (52) Flank                         |
| (25) Elbow                       | (53) Back                          |
| (26) Height Dotted lines from 26 |                                    |
| (27) to 27                       |                                    |

You can increase the value of any horse with St. John's Condition Powders

# What Ails Your Horse?



- |   |  |
|---|--|
| (1) Founder—Rings on the hoof show Chronic Founder.   | (26) Poll Evil.  |
| (2) Big Leg — Elephantiasis — Lymphangitis — Stock — Water Farcy — Weed — "Monday Morning Fever." | (27) Eye Inflammation — Sore Eyes — Ophthalmia.  |
| (3) Bone Spavin—Bony Enlargement—Spavin.  | (28) Catarrh—Rhinitis—Farcy — Glanders — Distemper — Strangles — Nasal Gleet—Sneezing. |
| (4) Drooping Rump—"Goose Rump."   | (29) Epithelial Cancer.  |
| (5) Mangey Tail—"Rat Tail."   | (30) Bony Tumor.   |
| (6) Hip-Joint Lameness.   | (31) Goitre.   |
| (7) Slack Loins.  | (32) Laryngitis—Sore Throat.   |
| (8) Pointed Hip.  | (33) Hernia or Navel Rupture.  |
| (9) Stiffes Enlarged—Stifle Lameness.   | (34) Abscess in the Breast.  |
| (10) Hernia—Rupture.  | (35) Farcy Buds.   |
| (11) Farcy Buds.  | (36) Inflamed Jugular.   |
| (12) Thoroughpin.   | (37) Mangey Mane.  |
| (13) Bog Spavin—Bursal Enlargement—Hock Lameness—Hock Enlargement.                                | (38) Excessive Salivation or Slavering.  |
| (14) Capped Hock.   | (39) Back Tendon Sprain — Inflamed Tendon.   |
| (15) Blood Spavin.  | (40) Splint.   |
| (16) Curb.  | (41) Strained Ligament.  |
| (17) Enlarged Fetlock.  | (42) Ringbone.   |
| (18) Cracked Heel.  | (43) Sidebone.   |
| (19) Overreaches.   | (44) Capped Elbow—Elbow Lameness.  |
| (20) Stone Bruise.  | (45) Shoe Boil.  |
| (21) Cracked Hoof—Quarter Crack.  | (46) Barh Wire Tear.   |
| (22) Saddle Galls.  | (47) Big Joint — Swollen Joint — Puff — Swelling.                                      |
| (23) Saddle Galls.  | (48) Bruise — Bunch — Broken Knee.   |
| (24) Fistulous Withers.   | (49) Mallenders or Sallenders.   |
| (25) Collar Galls—Galls — Collar Sores — Sore Shoulders.  | (50) Cocked Ankle—Knuckling Fetlock — Strained Fetlock.                                |
|   | (51) False Quarter.  |

The best Liniment for any atable is Dr. Clark's White Liniment.



# DR. CLARK'S White Liniment

For 20 years, this has been the first, foremost and best embrocation in this country. Its great value and wonderful curative properties have received the praises and thanks of thousands of horsemen, cattle-owners and farmers. Year after year the sale of this preparation has increased by thousands of bottles. It does so much good and is always reliable. The following list will point out to you how many ailments this famous liniment is used for:

<b>HORSES</b>	<b>HORSES</b>	<b>HORSES</b>	<b>CATTLE</b>	<b>PIGS</b>
Abscess	Erysipelas	Pleurisy	Cuts	Sprains
Accidents	False Quarter	Pneumonia	Cough	Inflammation of Milk Olands
Arthritis	Sprained Fetlock	Poll Evil	Dislocations	
Aooturea	Knuckling Fetlock	Proud Flesh	Downfall of Udder	<b>POULTRY AND BIRDS</b>
Muscular Paralysis	Flexor Tendon	Quinsy	Garget	Bumble Foot
Back Sprains	Sprains	Quittor	Memmitis	Black Rot
Back Tendon	Fistulous Withers	Rheumatism	Foot Ailments	Comb Ailments
Sprains	Garget	Ringbone	Feathering Sores	Muscle Cramps
Big Leg	Herd Udder	Roaring	Joint Felons	Rheumatism
Bog Spavin	Swollen Glands	Running Sores	Laryngitis	Cuts
Blood Spavin	Oonitis	Round Bone Spavin	Lump Jaw	Got. e
Bone Ulceration	Oolite	Splint	Actinomycolis	Leg Weakness
Bruises	Grease or Grease Heel	Sore Shins	Wooden Tongue	
Bunches	Hip Lameness	Shoulder Lameness	Jawbone Lumps	<b>DOGS</b>
Broken Knee	Hock Lameness	Side Bones	Inflammation of Lungs	Abscess
Bronchitis	Swollen Hock	Sit-feats	Lumbago	Bruises
Bronchocele	Sprained Hock	Sore Throat	Milk Fever	Bites
Bursal Enlargements	Inflamed Bunches	Spavin	Paralysis	Broken Bones
Burns from Rope	Inflammation of Lungs	Spasms	Palsy	Bladder Inflammation
Calluses	Interfering	Muscle Cramps	Pleurisy	Bowel Inflammation
Calks	Big Joint	Sprains	Pneumonia	Bronchitis
Capped Hock	Joint (Swollen)	Stocks or Stockings	Rheumatism	Bronchocele
Capped Elbow	Swollen Knee	Stiff Joints	Rod Water	Goitre
Carbuncle	Knee Sprain	Sweeney	Sprains and Strains	Burns
Caros	Weak Knees	Barb Wire Tears	Sores	Scalds
Chilled Loins	Lameness	Inflamed Tendons	Sore Throat	Cancers
Cocked Ankles	Laminitis	Thoroughpins	Warbles	Cataracts
Coffin Joint Lameness	Laryngitis	Treads	Wounds Etc.	Chorea
	Roaring	Ulcerations		St. Vitus Dance
	Ligament Sprains	Vein Inflammation	<b>SHEEP</b>	Colic
	Lump	Wind Puffs	Bites from Dogs	Cats
	Lymphangitis	Wounds Etc.	Garget	Wounds
	Melanosis	<b>CATTLE</b>	Joint Swelling	Deafness
	Black Tumors	Abscesses	Sprains	Distemper
	Mud Fever	Accidents	Strains	Dislocations
	Mumps	Abrasions	Sore Throat	Kidney Ailments
	Muscle Rupture	Burns	Rheumatism	Lung Ailments
	Myositis	Bruises	Lameness Etc.	Pleurisy
	Muscles Stiff	Bronchitis		Paralysis
	Nail Punctures	Bites of Insects	<b>PIGS</b>	Rickets
	Navicular Disease	Bloody Milk	Garget	Rheumatism
	Ocmit Spavin	Chine Felon	Wounds	Sprains
	Overreaches	Choking	Sores	Strains
	Pastern Sprain	Colic	Rheumatism	Udder Tumors, Etc.
	Pharyngitis	Cramps	Lameness	
			Strains	

You cannot afford to be without "Dr. Clark's White Liniment" in the stable. It is a "Stable Doctor" in itself.

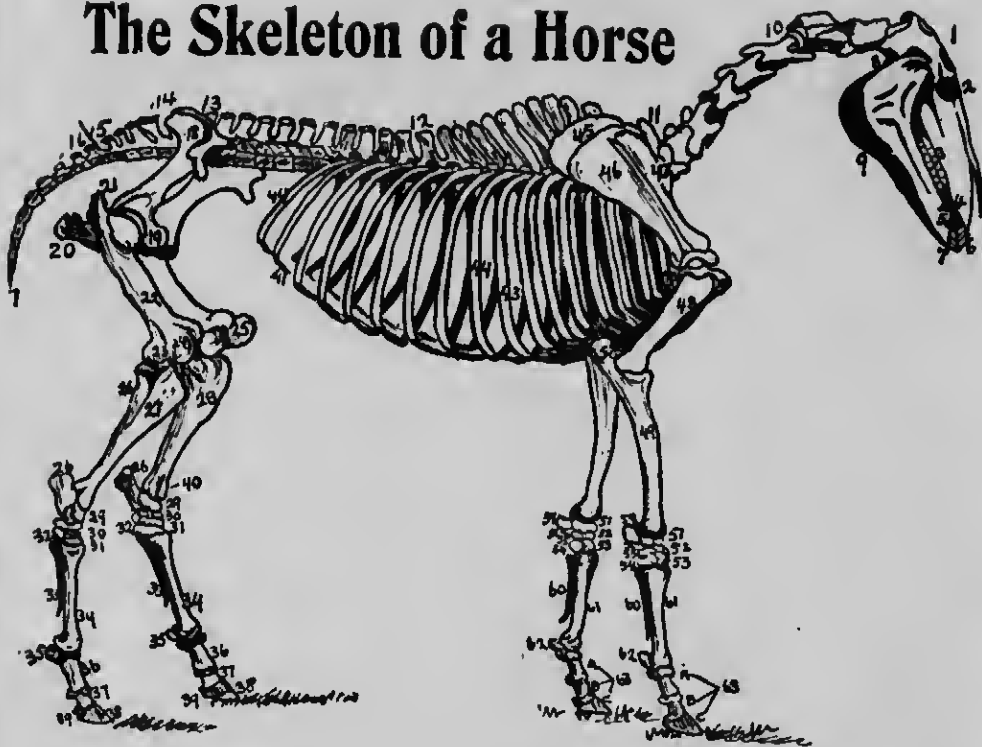
Sold everywhere for 50 cents a bottle. (It is a big bottle).

**THE MARTIN BOLE & WYNNE CO. SOLE PROPRIETORS**  
**WINNIPEG, CANADA**

"It touches the spot."

6 If your horse looks as thin as a skeleton, give him St. John's Condition Powders.

## The Skeleton of a Horse



- |  |   |
|--|---|
| <p>(1) Head or Cranium.<br/>         (2) Orbit.<br/>         (3) Molar Teeth.<br/>         (4) Canine Teeth.<br/>         (5) Canine Teeth.<br/>         (6) Incisors.<br/>         (7) Incisors.<br/>         (8) Atlas.<br/>         (9) Lower Jaw.<br/>         (10) Cervical Vertebrae.<br/>         (11 to 12) Dorsal Vertebrae.<br/>         (12 to 13) Lumbar Vertebrae.<br/>         (14 to 15) Sacrum or Sacral Vertebrae.<br/>         (16 to 17) Caudal Vertebrae or Coccygeal Vertebrae.<br/>         (18-19-20) Haunch Bone, Flank Bone, Hip Bone, Os Coxae or OS Innomiatum.<br/>         (21) Trochanter Major.<br/>         (22) Femur.<br/>         (23) External Condyle.<br/>         (24) Trochlea.<br/>         (25) Patella.<br/>         (26) Os. Calcis.<br/>         (27) Tibia.<br/>         (28) Tibia.<br/>         (29-31-32) Tarsal Bones or Astragulus.</p> | <p>(33) Small Metatarsal Bones.<br/>         (34) Large Metatarsal Bones.<br/>         (35) Sesamoid Bones.<br/>         (36) Large Pastern—Os Suffraginis.<br/>         (37) Small Pastern—Coronary Bone—Os Coronae.<br/>         (38) Coffin Bone—Os Pedis.<br/>         (39) Coffin Bone Wing.<br/>         (40) Hock Joint.<br/>         (41-42) Cartilages of False Ribs.<br/>         (43-43) True Ribs.<br/>         (44-44) False Ribs.<br/>         (45) Cartilage<br/>         (46) Scapula.<br/>         (47) Spine.<br/>         (48) Humerus.<br/>         (49) Radius.<br/>         (50) Elbow.<br/>         (51-59) The Group of 8 Carpal Bones called the Carpus.<br/>         (60) Small Metacarpal Bone.<br/>         (61) Large Metacarpal Bone.<br/>         (62) Sesamoid Bones.<br/>         (63) Phalanges—(a) Large Pastern; (b) Small Pastern; (c) Coffin Bone—Os Pedis.</p> |
|--|---|

Put flesh on your bony animals with St. John's Condition Powders

## THE TEETH



Lower Jaw at 5 years.

### Telling the Age by the Teeth

To tell the age of any horse,  
Inspect the lower jaw, of course,  
The six front teeth the age will tell  
And every doubt and fear dispel.

The middle "nippers" you behold  
Before the colt is two weeks old;  
Before eight weeks, two more will  
come;

Eight months, the "corners" cut the  
gum.

The outside grooves will disappear  
From middle two in just one year;  
In two years form the second pair;  
In three the "corners" too are bare.  
At two the middle "nippers" drop;  
At three the second pair can't stop;  
When four years old the third pair  
goes;

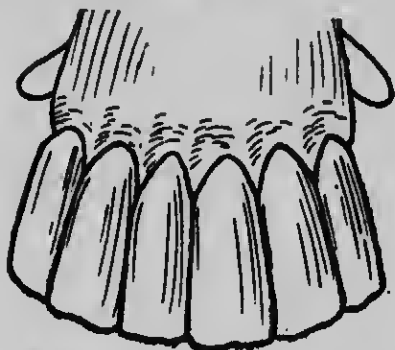
At five a full new set he shows.  
The deep black spots will pass from  
view,

At six—from the middle two;  
The second pair at seven years;  
At eight, the spot each "corner"  
clears.

From middle nippers upper jaw,  
At nine the black spots will with-  
draw,

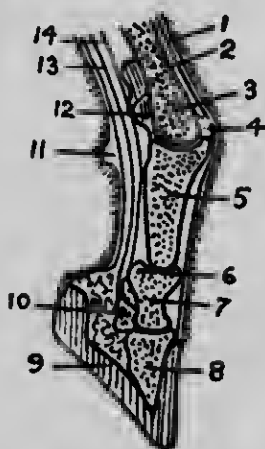
The second pair at ten are white;  
Eleven finds the corners tight.

As time goes on the horse men know  
The oval teeth, three sided grow;  
They longer get, project before  
'Till twenty, when we know no more.



Lower Jaw at 16 years—showing long teeth.

### A Section of the Horses Hoof



1 and 2—  
Tendons of  
Extensor  
Muscles  
3—Can-  
non Bone  
or Middle  
Metacar-  
pal.  
4 — A  
Synovial  
(Joint Oil)  
Bursa in  
the Fet-  
lock joint.

5—Great Pastern—Proximal Pha-  
lanx—"Fetter Bone."

6—Inter-phalangeal articulation.

7—Small pastern—Coronary —  
Median Phalanx.

8—Coffin Bone—Distal Phalanx.

9—Hoof.

10—Navicular Bone — A sesa-  
moid or nut-bone in the tendon of  
Flexor Perforans.

11—Fetlock.

12—A Sesamoid Bone or Nut  
Bone.

13—Tendons of Flexor Perforatus  
Muscle.

14—Tendons of Flexor Perforans  
muscle.

"For Sprains use Hot Fomentations and then apply Dr. Clark's White Liniment."

### Knee Bones or Carpal Bones



- 1—Radius.
- 2—Ulna.
- 3—Os Pisiforme.
- 4—Os Cuneiforme.
- 5—Os Lunare.
- 6—Os Scaphoides.
- 7—Os Unciforme.
- 8—Os Magnum.
- 9—Small Metacarpal Bone.
- 10—Large Metacarpal Bone.

### About Hot Fomentations and Hot Water

The water should not be boiling hot or scalding—but hot enough so that you can put your hand in it without scalding. Blankets or flannels dipped in hot water and wrung out make a good method for hot fomentations—change the fomentations every 10 or 15 minutes—do not allow the parts to chill down.

### Abscess

Is a gathering or swelling containing pus (matter). Usually caused by an injury and an impure condition of the blood.

Treatment: Apply poultices of linseed meal, slippery elm, or **Thermogistine** and thus bring it to a head, then lance it and wash out with an antiseptic solution made with warm water and "**Dr. Clark's Creol**," and then heal it by applying "**Dr. Clark's White Liniment**." You should also put the animal's blood in a healthy condition by

giving "**St. John's Condition Powders**" night and morning for 2 or 3 weeks.

### Abortion

When this has taken place, give the mare rest for 5 days and feed bran mash. If there is any feverishness give a few doses of "**Dr. Clark's Chill and Fever Cure**."

### Abortion—(Contagious)

If there is an epidemic of abortion among your stock use injections of "**Dr. Clark's Creol**" about two teaspoonfuls to a quart of warm water and give also a few doses of "**Dr. Clark's Chill and Fever Cure**."

### Anaemia

Simply means "Blood Poverty."

This is a weakened condition of the blood and system—usually the result of fever, etc. All that is necessary is to give a good tonic and health builder like "**St. John's Condition Powders**" three times a day for a month or longer.

### Accidents

You never know when an accident will happen—so it is always good policy to keep a bottle of "**Dr. Clark's White Liniment**" in the stable—there is nothing better for sprains, strains, swellings, inflammation, cuts, wounds, bruises, sores, etc.

### Alopecia—(Bald Spots)

For treatment see under "Hair—to make grow."

### Abrasions

A rubbing of the skin—this is usually what produces Galls—for which the proper remedy is "**Dr. Clark's British Gall Cure**." For deep abrasions use **Dr. Clark's Barb Wire Liniment**."

Make your horse look right, keep right and be right with St. John's Condition Powders

**Appetite—(Loss of)**

This is a condition where you should give "St John's Condition Powders" three times a day and the animal will soon have a keen appetite and be in good condition.

**Apoplexy**

Blood pressure on the brain. Animal has spells of dizziness, unsteadiness and falling down. Treatment: Cold applications to the head. Give one or two doses of "Dr. Clark's Chill and Fever Cure."

**Absorbent**

The best absorbent for swelling and wind puffs is "Dr. Clark's Absorbol."

**Atrophy of the Heart**

Clots form in the heart and blood vessels—make the pulse irregular and liable to cause death quickly. The only treatment possible is give "St. John's Condition Powders," three times a day and to each dose add  $\frac{1}{4}$  teaspoonful of powdered Nux Vomica.

**Arthritis**

Inflammation of a joint. Apply "Dr. Clark's White Liniment" or "Dr. Clark's Absorbol."

**Antiseptics**

"Dr. Clark's Creol" and "Dr. Clark's Barb Wire Liniment."

**Ascarides**

See under "Worms."

**Ankles—(Weak)**

Apply "Dr. Clark's Absorbol."

**Azoturea**

A form of muscular paralysis peculiar to horses only. There are muscular spasms in the hips and loins—highly colored urine—

The horse leaves the stable apparently well, in fact seems lively—after driving a while the animal starts to perspire freely, then suddenly is attacked with a paralysis in one leg. The muscles of the loin cramp and become rigid and swollen and the horse falls down—there is usually a high fever 104 to 105 degrees.

Cause: This ailment is caused by too much feed and not enough exercise, which causes an accumulation of waste body poisons in the system which the kidney cannot get rid of.

Treatment: Give a dose of "Dr. Clark's Purging Horse Ball." and a few doses of "Dr. Clark's Nitargin." Dip blankets in hot water and apply over the loins, cover with dry blankets and change every hour and later apply "Dr. Clark's White Liniment."

**Back Sprains**

Horses that have to do heavy work where the soil is heavy and sticky are liable to strains and sprains of the back. To test for back sprain place the hands on top of the animals back, one hand towards the hip and the other towards the shoulder and press down with all your weight—this will soon indicate the trouble.

Treatment: Apply freely "Dr. Clark's White Liniment" night and morning to the top muscles also to the underneath loin muscles. Also use "Dr. Clark's Absorbol."

**Back Tendon Sprain**

Apply cloths dipped in hot water and then rub in a small quantity of "Dr. Clark's White Liniment" and "Dr. Clark's Absorbol."

"Bots cause an animal to look mean; clear the Bots out with St. John's Worm Powders"

**Baldness or Bald Spots**

See under "Hair."

**Barb Wire Wounds**

Apply "Dr. Clark's Barb Wire Liniment."

**Big Leg,**

also called "Lymphangitis," "Weed," "Water Farcy," "Monday Fever," "Elephantiasis." It is an inflammation of the lymphatic glands.

Cause: Injudicious feeding and lack of exercise.

Symptoms: The leg is swollen hot and inflamed. If you run your hand down the inside of the leg you can feel the swollen nodes.

Treatment: Give "Dr. Clark's Purging Horse Ball" to get rid of the excess of waste products that are causing the trouble. Apply hot water fomentations, then apply "Dr. Clark's White Liniment" or "Dr. Clark's Absorbol," and bandage with flannel. To prevent this trouble, every Saturday and Sunday give "St. John's Condition Powders" in the feed. Should the swelling become chronic (Elephantiasis) give internally every morning in the feed a teaspoonful of "Dr. Clark's Lump Cure," and if there is continued fever, give night and morning for a few days "Dr. Clark's Chill and Fever Cure."

**Bladder Troubles**

Give two teaspoonfuls of "Dr. Clark's Nitergin," also night and morning, "St. John's Condition Powders," every day

for a week, and give once daily a good dose of flax-seed tea.

**Big Knee**

Apply "Dr. Clark's Absorbol."

**Bleeding from the Nose—"Epistaxis."**

Caused by sneezing, coughing, violent exercise, etc.

Treatment: Tie up the animal's head, apply cold water or ice to the back of the head, inject into the nostrils strong alum water, or  $\frac{1}{2}$  an ounce of sugar dissolved in a pint of water or blow flour or powdered chalk into the nostrils. In obstinate cases plug the nostril with absorbent cotton or tow.

**Bleeding from the Lungs—"Hæmoptysis."**

Keep the horse quiet, pour cold water over the back. If animal can eat give a teaspoonful of powdered sulphate of iron three times a day. If necessary give injections of two tablespoonfuls of tincture of Ergot every half hour.

**Blind Stagers—"Megrims"**

This is a form of brain congestion, caused often by ill-fitting collars, irregular heart action and brain disturbances.

Symptoms: Animal stops, shakes head, throws head upwards, braces legs and staggers, eyes staring, nostrils dilated.

Treatment: Dash cold water over the head. To prevent this trouble, occasionally give your horse "Dr. Clark's Purging Horse Ball," and also see that the collar fits comfortably.

**Bladder Paralysis**

Give night and morning a dose of "St. John's Condition Powders" and to each dose add  $\frac{1}{2}$  a teaspoonful of benzoic acid or benzoate of soda.

"In ailments of the hoof, use Dr. Clark's Hoof Ointment."

J. D. Helmes : "I would not be without Dr. Clark's White Liniment in my barn" 11

# Dr. Clark's Fire Blister



This reliable and necessary compound represents the latest achievement in Veterinary Science. Far superior to the cruel and painful method of firing animals with a red-hot iron;—more effectual than the usual so-called blisters, and its blistering action is prompt and thorough.

Recommended in the following disorders of horses:—

Bone Spavin	Heart-Sac Inflammation	Knuckling of Pastern Joints
Bog Spavin	Hip Lameness	Patella Dislocation
Bony Enlargement	Hock Lameness	Ringbone
Brain Inflammation	Enlarged Hock	Seedy Toe
Bursal Enlargements	Big Joint	Sore Shins
Capped Hock	Knee Sprung	Side Bones
Capped Elbow	Lameness	Spavin
Crural Paralysis	Laminitis	Splint
Curb	Locomotor Aizia	Enlarged Stifle
Elbow Lameness	Lump	Stiff Joint
Endo-Carditis	Muscle Rupture	Sweeney
Chronic Founder	Occult Spavin	Tendonitis
Wind Galls	Partial Paralysis	Thoroughpin
Gonitis	Dislocations of Pastern Joints	Etc.

## Dr. Clark's Fire Blister

Price 50 Cents per Box.

THE MARTIN, BOLE & WYNNE CO.      SOLE PROPRIETORS  
WINNIPEG, CANADA.

Try Dr. Clark's White Liniment first, if that does not cure, then use  
Dr. Clark's Fire Blister.

**Blistering**

Cut the hair away from the parts to be blistered and around the outside edge apply "Dr. Clark's Creol Soothing Salve" then rub the part to be blistered for 5 or 10 minutes with "Dr. Clark's Fire Blister," tie up the horse's head so he cannot reach the blister, leave on for 24 hours then wash off and apply "Dr. Clark's Creol Soothing Salve."

Repeat this process if necessary in two or three weeks.

**To make a Blister Penetrate**

Dissolve a tablespoonful of Chloral Hydrate in a wine glass of water and apply for 15 minutes, before using the blister.

**Bog Spavin**

Caused by a strain bruise or injury.

The joint membranes are inflamed and secrete too much "joint oil."

The parts feel hot and puffy.

Treatment: Bathe parts continually for 6 hours with hot water, then

apply a hot linseed meal poultice or "Thermogistine." Continue this for several days then apply "Dr. Clark's Fire Blister." In mild cases applications of "Dr. Clark's Spavin Cure" or "Dr. Clark's Absorbol" usually cures the trouble. We also recommend "Dr. Clark's White Liniment."

**Blood Spavin**

A distension or enlargement of the large vein which passes over the spavin place. Apply hot fomentations and massage with

"Dr. Clark's White Liniment" or "Dr. Clark's Spavin Cure" or "Dr. Clark's Absorbol."

**Bloating**

See under "Colic and Tympanitis."

**Boils**

Apply "Dr. Clark's Absorbol" and night and morning give "St. John's Condition Powders" in the feed.

**Bone Spavin**

A disease of the hock - joint— caused by a sprain — inflammation sets in and a hard lump forms on the inner side of the hock and later turns to a bony formation. If treatment is

adopted in the commencement of this ailment the trouble can be cured.

Treatment: Apply hot fomentations and then apply "Dr. Clark's Fire Blister" (in any case this treatment will usually cure the lameness). Raise the heels and give absolute rest until all soreness is gone. Repeat in two or three weeks if necessary.

**Bony Enlargements**

Use the same treatment as for "Bone Spavin."

**Bunches**

Apply "Dr. Clark's Absorbol."

**Bleeding from Wounds**

Blood from an artery is bright scarlet, blood from the veins is dark. When an artery is cut apply a compress above the



**Bleeding from Wounds—Cont.**

wound towards the heart. If a vein is cut apply below the wounds. Make the compress of cork, dry sponge or a chunk of cloth and bind it very tightly over the vein or artery. It may be necessary to lift up the artery with forceps or tweezers and tie the ends together with catgut or silk, if the compress does not stop the bleeding

**Blood—Impure and Weak**

Is indicated by a rough and shaggy coat, tight skin, debility, lack of vim and energy and a general appearance of being in poor condition—also the least sore or injury will fester and ulcerate. Treatment: Give "St. John's Condition Powders" night and morning for 3 or 4 weeks. These powders will purify and enrich the blood and put the animal in a good healthy condition.

**Bony Tumor**



Usually found on the lower jaw and if not too far advanced or chronic it can be cured by the application of "Dr. Clark's Fire Blister." Leave on for 24 hours then wash off with warm water and castile soap and apply "Dr. Clark's Creol Soothing Salve." If necessary repeat again in two weeks. In mild cases use "Dr. Clark's Absorbol."

**Bone Ulceration**

Treatment is given under "Carries."

**Bots**



("The Gadfly," the cause of Bots) (Bots)

The gadfly lays its eggs on the hair in the front part of the horse—on the legs generally—and the horse by frequent use of his tongue in licking carries these eggs into his mouth and then they are carried to the stomach where they form and attach themselves to the stomach.

Symptoms: When there are any quantity of Bots in the stomach the animal loses flesh and the coat looks unthrifty and occasionally Bots are passed.

Treatment: Give "St. John's Horse Worm Powders." This remedy expels the Bots and makes the stomach clean and healthy.

**Bowels—Inflammation of**

See under "Peritonitis" and "Colic."

**Brittle Hoofs**

Apply night and morning some of "Dr. Clark's Hoof Ointment."

**Brain Inflammation**

Symptoms: Quick breathing,—delirium, stupidity, the animal shoves his head hard against the wall and is apt to hurt or bruise his head. If discovered at once, quickly bleed the horse at the nose, take away several quarts of blood, apply ice packs to the head, give a dose of "Dr. Clark's Chill and Fever Cure," and follow

An occasional dose of "Dr. Clark's Purgin Ball" will cure constipation in a horse.

## DR. CLARK'S

# Lung and Heave Cure

---



---

An Ideal remedy for ailments of the throat, lungs and bronchial tubes of all animals. Soothing, healing and prompt in its action. Recommended for:

**HORSES.**

Bronchitis  
Broken Wind  
Catarrh  
Congestion of  
Lungs  
Coughs  
Distemper  
Strangles  
Heaves  
Inflammation  
of Lungs  
Laryngitis  
Roaring  
Lung Fever  
Pharyngitis  
Pleurisy

**Pneumonia**

Roaring or  
Whistling  
Sore Throat  
Water in Chest  
Hydrothorax  
Short Winded  
Etc.

**CATTLE.**

Coughs  
Laryngitis  
Lung Inflammation  
Pleurisy  
Pneumonia  
Sore Throat  
Etc.

**SHEEP.**

Bronchitis  
Cough  
Inflammation  
of Lungs  
Pneumonia  
Sore Throat  
Etc.

**DOGS.**

Asthma  
Bronchitis  
Cough  
Lung Ailments  
Pleurisy  
Etc.

## Dr. Clark's Lung and Heave Cure

Price 50 Cents.

**THE MARTIN, BOLE & WYNNE CO.**

**SOLE PROPRIETORS**

**WINNIPEG, CANADA**

---

"Dr. Clark's Hoof Ointment often cures lameness."

**Brain Inflammation—Cont.**  
with "Dr. Clark's Purging Ball." If necessary to use a counter irritant apply "Dr. Clark's Fire Blister," to the upper part of the head. Always secure the animal firmly to prevent accidents when the spasms come on.

**Bruises or Bunches**



A horse sometimes "interfers" or is a "bad hitter" and creates cuts, bunches and bruises. To the hot, puffy and inflamed lumps, apply either "Dr. Clark's Absorbol" or "Dr. Clark's White Liniment." Quickly reduces the swelling and removes the soreness and prevents lameness.

**Broken Ribs**

Use a surcingle and bandage tightly to keep the ribs from working. If feverish give "Dr. Clark's Chill and Fever Cure."

**Broken Knee**

Wash the parts and cleanse with an antiseptic solution made with "Dr. Clark's Creol" (a tablespoonful to a quart of water) then apply "Dr. Clark's White Liniment" and bandage lightly.

**Bronchitis**

Symptoms: Chills, feverish, a noise in breathing, mouth hot and dry, loss of appetite, a cough that indicates pain.

Treatment: Give three times a day a dose of "Dr. Clark's Lung and Heave Cure." Rub some of "Dr. Clark's White Liniment" along the windpipe from the throat to the breast and behind the elbows along the ribs.

If very feverish give night and morning, "Dr. Clark's Chill and Fever Cure."

**Bronchocoele**

See treatment given for "Goitre."

**Broken Wind**

See treatment under "Heaves."

**Bruises—(Stone)**

Remove the shoe, poultice for 24 hours, cleanse out the pus and poultice again. When the core of the bruise is out apply "Dr. Clark's Hoof Ointment."

**Bursal Enlargements**



Is a swelling of the hock—a dropsical condition of the capsule of the joint—sometimes called "Bog Spavin" or else of the sheath of the flexor tendons called, "Thoroughpin." Treat these enlargements as directed under "Bog Spavin" and "Thoroughpin." This treatment applies to all such conditions of thickened and altered tissues or cartilage.

**Burns—(Rope Burns, etc.)**

Apply either "Dr. Clark's Barb Wire Liniment," or "Dr. Clark's White Liniment," both are soothing, antiseptic and healing.

**Callus**

A thickening of the cuticle—usually the result of an injury. Apply "Dr. Clark's Spavin Cure" or "Dr. Clark's White Liniment" night and morning. This will soften the callus so that it can be readily removed.

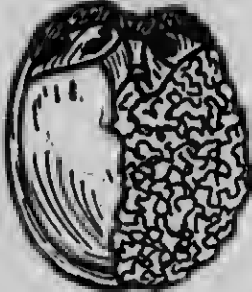
**Calks**

Cuts caused by the calks of the shoe. If the wound is very deep stitch it. If only a small cut or abrasion apply either "Dr. Clark's Hoof Liniment" or "Dr. Clark's White Liniment."

**Calculus—(Stone in the Bladder)**

Symptoms: Irregularity of the urine, pain, sometimes difficulty in passing urine. You will require a Vet. Surgeon for this ailment—a catheter should be passed and an examination made for stone in the bladder.

**Canker of Hoof or Foot**



A disease in which part of the hoof is replaced by an enlarged spongy mass or growth, which is very sore and tender.

Treatment: Poultice for a few days, cut away as much as possible of the mass without bleeding then wash the parts with an antiseptic solution made with warm water and "Dr. Clark's Creol," then apply "Dr. Clark's Hoof Ointment." Repeat this process until the trouble is cured and this treatment will cure it if the case is not too chronic.

**Cancer**

See under "Epithelial Cancer."

**Capped Hock**



A tumorous swelling filled with a watery fluid caused by an injury to the hock. Make an opening into the swelling and let the fluid out—syringe with an

antiseptic solution made with warm water and "Dr. Clark's Creol." Apply "Dr. Clark's

Absorbol," or "Dr. Clark's White Liniment" night and morning. Give also a dose of "Dr. Clark's Purging Horse Ball."

Do not neglect these swellings or they will form into hard fibroid masses, which can only be cured with "Dr. Clark's Fire Blister."

**Capped Elbow**

Same as "Capped Hock."

**Carbuncle**

Give night and morning "Dr. Clark's Chill and Fever Cure," also a few doses of "Dr. Clark's Purging Ball." Apply hot linseed meal poultices or "Thermogistine" several times a day then apply "Dr. Clark's White Liniment" 3 times a day.

**Caries—(Bone Ulceration or Decay)**

There is a heavy offensive smell of bone decay. Wash the part with an antiseptic solution made with warm water and "Dr. Clark's Creol" (a tablespoonful to one quart), lance and make an opening and syringe out with the antiseptic solution and if necessary also use equal parts of peroxide of hydrogen and water for pus. Scrape the bone with a dull instrument and again wash with the antiseptic solution. Continue this treatment until the parts are healthy then apply "Dr. Clark's White Liniment," or "Dr. Clark's Barb Wire Liniment." Better have your "Vet." for bone trouble.

**Chilled Loins**

Clipped horses usually have this trouble. They get a chill and next day are stiff.

Treatment: Give a dose of "Dr. Clark's Purging Ball" and apply "Dr. Clark's White Liniment."

### Catarrh and "Catarrhal Fever"



Keep the horse warm, give at night a dose of "Dr. Clark's Distemper Cure" or "Dr. Clark's Chill and Fever Cure." and three times a day one tablespoonful of "Dr. Clark's

**Lung and Heave Cure.**  
Steaming the head with hot bran-mash to which you add  $\frac{1}{2}$  a teaspoonful of powdered camphor and  $\frac{1}{2}$  a teaspoonful of oil of eucalyptus is also advisable. Make a coarse bag and put hot bran-mash mixture into the bottom and suspend as shown in cut. Keep your horse in good condition with "St. John's Condition Powders."

### Catarrh of the Bowels

Symptoms: Irregular appetite, dullness, bowels irregular, droppings contain much undigested grain and covered with a sour smelling mucus. Give "St. John's Condition Powders" feed carefully, keep rock salt in feed box. If possible feed roots and green food.

### Choking

Give some raw linseed oil, try and work the obstacle down with the hands; if not successful, oil a probang and try to shove it down only operate a minute at a time. Get a Vet. Surgeon at once as it may be necessary to perform an operation.

### Chordes

Stiffness of the neck which spreads to other parts of the body. Treatment Apply hot fomentations to the muscles, give a dose of "Dr. Clark's Chill and Fever Cure" every day, mild exercise and put horse in good condition with "St. John's Condition Powders."

### Clap—(Gonorrhoea in Stallions)

Use as a wash an antiseptic solution made with one quart of warm water and one tablespoonful of "Dr. Clark's Creol." Give rest for 10 or 12 days and apply "Dr. Clark's Creol Soothing Salve." Put the horse in good condition with "St. John's Condition Powders."

### Cocked Ankles

A knuckling over of the fetlocks—caused by a sprain of the suspensory ligaments or by bruises or corns.

Treatment: Locate the first cause of the trouble and treat it, then apply "Dr. Clark's White Liniment" to the leg from the knee down, also use "Dr. Clark's Absorbol."

### Coffin-joint Lameness

Treatment given under "Navicular Disease."

### Collar Sores Collar Galls

See that the collar fits properly and cure the trouble by applying "Dr. Clark's British Gall Cure"

### Colic—(Spasmodic)



The most wonderful healing, soothing and antiseptic preparation is Dr. Clark's Creol

# DR. CLARK'S Horse Colic Cure

A prompt and effectual remedy - gives almost instant relief in the following ailments:

<b>HORSES.</b>	Enteritis	<b>CATTLE.</b>	Cramps
Bowel Inflammation	Gut Tis (Strangulation)	Colic	Bowel Inflammation
Flatulent Colic	Tympanitis	<b>SHEEP.</b>	
Spasmodic Colic	Etc.	Colic	<b>PIGS.</b>
		Gripes	Colic

# DR. CLARK'S Horse Colic Cure

Price 50 Cents.

# ST. JOHN'S Horse Worm Powders

This standard and well-known remedy is certain in its action and can be thoroughly relied upon in the following disorders:

<b>HORSES.</b>	Itcay Tail	<b>CATTLE.</b>	<b>PIGS.</b>
Bots	Tape Worm	Hoose	Fits
Tenia	Worms	Husk	Worms
Pin Worms	Etc.	Worms	<b>POULTRY</b>
Ascaridae		<b>SHEEP.</b>	<b>AND BIRDS.</b>
		Worms	Worms

# St. John's Horse Worm Powders

Price 25 Cents per Package.

"St. John's Horse Worm Powders are reliable."


**Colic (Spasmodic)—Cont.**

Severe and intense pain in the intestines, caused by constipation, from overfeeding, indigestible food, change of food, too much cold water on an empty stomach, or when warm;—anything that inflames and irritates the intestines causes colic.

**Symptoms:** Horse paws with fore feet, crouches, restless, lies down, rolls on his back, gets up and shakes himself, then he has a few moments freedom from pain, then the pains come on again and the same symptoms are repeated.

**Treatment:** Give immediately "Dr. Clark's Horse Colic Cure" also warm injections of soap and water, put horse in a roomy place, apply hot water bottles to the abdomen, blanket the horse. After the pain leaves walk the horse a little and give also a soft feed. If this treatment does not euro follow with the treatment given under "Enteritis."

**Colic—(Flatulent)**



Treat the same as for spasmodic colic—if the swelling or distension does not go down make a puncture with a trocar and let the gas off. See cut for place where to puncture marked "O". (To puncture cut the skin with a knife and shove the trocar inward and downward, pull the trocar out leaving the "canula"

in, through which the gas will escape.

To prevent "Flatulent Colic" keep your horse in good condition with "St. John's Condition Powders," and avoid changing the variety of food too suddenly.

**Contagion and Infectious Diseases**

Give internally "Dr. Clark's Distemper Cure" and as a disinfectant use "Dr. Clark's Creol."

**Congestion of the Liver**

**Symptoms:** Offensive smell of the droppings, also the mouth, grinding teeth, sometimes lameness in the right fore shoulder.

**Treatment:** Change the diet, give a few doses of "Dr. Clark's Purgin Ball," rub "Dr. Clark's White Liniment" to the right side beginning at the last rib and backwards in a radius of about 10 or 12 inches. Keep your horse in good condition with "St. John's Condition Powders."

**Congestion of the Lungs**

Treat this much the same as given under "Bronchitis" and "Pleurisy."

**Congestion of the Kidneys**



This really is an ailment of the

**Congestion of Kidneys—Coul.**

blood which causes congestion of the kidneys.

Symptoms: The horse assumes a stretching attitude (see cut).

Treatment: Give "**Dr. Clark's Purging Ball**" also injections of warm water, apply hot fomentations, or hot water bags to the loins. Cut off the feed for 48 hours and give several doses of flaxseed tea. If feverish give night and morning "**Dr. Clark's Chill and Fever Cure.**" When trouble is cured put horse in good condition with "**St. John's Condition Powders.**"

**Conjunctivitis**

For treatment see under "Lye Inflammation."

**Cords (Thick or Sore)**

Apply "**Dr. Clark's Absorbol.**"

**Colds**

Give "**Dr. Clark's Distemper Cure,**" or "**Chill and Fever Cure**" also "**Dr. Clark's Lung and Heave Cure.**"

**Constipation**

Give a good purge with "**Dr. Clark's Purging Ball**" and then keep the horse regular and in good condition by giving night and morning "**St. John's Condition Powders.**" In severe and obstinate cases of constipation it may be necessary to give injections of warm soap suds. Constipation in colts—feed alternately bran mash and boiled barley.

**Constitutional Diseases**

Must be treated through the blood, and the proper method to adopt is to give "**St. John's Condition Powders**" regularly in the feed until the blood is rich

and pure and a new and healthy condition of the system has been built up.

**Contused Fetlock**

Treat the same as "Broken Knee"

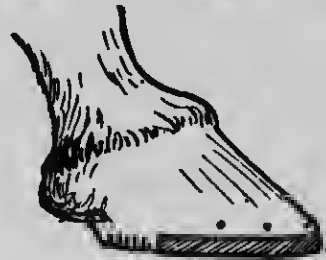
**Corns**

Caused by uneven pressure of the shoe, contraction of the hoof and other causes.

Treatment: Remove the shoe and poultice the foot for several days with "**Thermogistine**" or linseed meal. Then cut the corn out and apply "**Dr. Clark's Hoof Ointment.**"

**Coronets—Weak**

Apply "**Dr. Clark's White Liniment,**" all round the coronet 3 times a week, also "**Dr. Clark's Absorbol.**"

**Contractions of the Hoof or Foot**

Usually caused by neglected shoeing, corns, or some other causes. Treatment: Use "**Dr. Clark's Hoof Ointment.**" If caused by some disease or abnormal condition, cure that first, then trim and rasp and use "**Dr. Clark's Hoof Ointment.**" If caused by neglected shoeing, remove the shoe, pare, rasp and apply the "**Hoof Ointment**" until better.

"For sprains use hot fomentations and then apply Dr. Clark's White Liniment."



**Coronitis**

Inflammation of the coronet.  
Treatment: Remove the shoe poultice for a few days with "Thermogistine," then apply "Dr. Clark's White Liniment" and put on a bar shoe, also use "Dr. Clark's Absorbol."

**Coughs**

Give "Dr. Clark's Lung and Heave Cure" and apply a small quantity of "Dr. Clark's White Liniment" to the throat. Dampen the hay before feeding. "Dr. Clark's Distemper Cure" is also recommended.

**Cracked Heels or Chapped Heels**



Caused usually by cold frosty weather, also in the summer by dryness and dust  
Treatment: Wash the parts with an antiseptic solution made with one quart of warm water and 1 tablespoonful of "Dr. Clark's

Creol," then dry the parts thoroughly and dust with a mixture of equal parts of powdered alum and oxide of zinc, then apply "Dr. Clark's Hoof Ointment."

**Cracked Hoof**



Usually caused by pounding on hard pavements or on hard roads, and a brittle hoof.

Treatment: Bore a few small holes in the hoof on each side of the crack and then with wire sutures bring the crack together as

much as possible, and then apply "Dr. Clark's Hoof Ointment." Shoeing with clips is also a good plan in some cases. Of course always wash out the crack carefully and if proud flesh has formed, reduce it by dusting on "Powdered Bluestone." If necessary pare the hoof.

(Cut illustrates a crack that has been sutured with 3 wires).



**Cracks—(Sand)**

This cut shows how hoof is pared and then shod with toe clips. Then apply "Dr. Clark's Hoof Ointment," until better.

**Cracks—(Quarter)**

Treat as under "Cracked Hoof" and

"Sand Crack."

**Cramp (in Muscles of the back)**

Apply hot fomentations until the muscles relax, then rub in along the muscle "Dr. Clark's White Liniment" or "Dr. Clark's Absorbol."

**Cribbing**

To cure a horse of this habit apply a neck strap when he is in the stall. Another method is to remove the manger and feed box and everything else that he is liable to "crib" and then feed him from the floor. Some horses can be cured by always keeping a lump of rock salt in the feed box. Keep your stable well ventilated, occasionally give the horse a change of food and if he has indigestion, give "St. John's Condition Powders" in the food night and morning.

DR. CLARK'S

# Barb-Wire Liniment

A powerful Antiseptic preparation that prevents Blood Poisoning, Proud Flesh and the formation of Pus.

Causes wounds and sores to heal both clean and quick.

This Soothing, Healing and Antiseptic Liniment is recommended for:

**ABRAŞIONS**

**BURNS**

**BARB-WIRE**

**TEARS**

**CUTS**

**ROPE BURNS**

**RUNNING SORES**

**ULCERATED**

**SORES**

**SORES**

**WOUNDS**

**ULCERS**

**POLL EVIL**

**PROUD FLESH**

**INFECTED**

**WOUNDS**

**ETC.**

---

Price 50 Cents.

---

**THE MARTIN, BOLE & WYNNE CO.**

**SOLE PROPRIETORS**

**WINNIPEG, CANADA.**

---

Blood poisoning is prevented by Dr. Clark's Barb-Wire Liniment

### Crural Paralysis

Partial paralysis of the crural muscles (these muscles lie above the stifles) and produces lameness and dragging of the toes.

Treatment: Apply "**Dr. Clark's Fire Blister**" over the muscles once a month if necessary. Give "**St. John's Condition Powders**" night and morning.



### Curb—(Curby Legs)

An inflammation or swelling in the back part of the hock which causes lameness and is usually the result of a sprain

of the ligaments. Bath the parts with hot water three or four times a day, have the heel raised about an inch or two with the shoe, then apply either "**Dr. Clark's Spavin Cure**" or "**Dr. Clark's White Liniment**." If not too chronic this will cure the trouble, but if it is of long standing, it may be necessary for you to apply "**Dr. Clark's Fire Blister**" once every two or three weeks and give the animal absolute rest until all lameness has disappeared.

### Cuts—(Particularly from Barb Wire)

Wash the parts with an antiseptic solution made with one quart of warm water and one tablespoonful of "**Dr. Clark's Creol**" and apply either "**Dr. Clark's Barb Wire Liniment**" or "**Dr. Clark's White Liniment**." If cuts are deep put in stitches to bring wounds together.

### Cutting—(Speedy)

This trouble is usually found in pacers and race horses. The cutting being on the inside border of the knee downwards.

Treatment: Apply "**Dr. Clark's White Liniment**," put a protector on the cutting hoof to prevent future trouble.

### Cystitis

See "Inflammation of the Bladder."

### Decayed Bone

See under "Caries"

### Debility

The animal becomes thin, loses flesh, weakness, sometimes "stock in the legs."

Treatment: Give "**St. John's Condition Powders**" in the feed regularly for several weeks.

### Diabetes

Symptoms: Excessive thirst, passing large quantities of urine which is light colored, depraved appetite, horse licks the wall plaster and eats dirt or earth, animal soon becomes thin and debilitated. Trouble is caused by

feeding musty hay or grain (this ailment is common after a wet season), also caused by giving too much nitre and other diuretics.

Treatment: Give once a day  $\frac{1}{4}$  a teaspoonful of "**Dr. Clark's Lump Cure**" and twice a day give "**St. John's Condition Powders**."

### Diuresis

Same treatment as "Diabetes."

### Diarrhoea

Give a quart of thick gruel made with flour and water and add to it a large tablespoonful of laudanum. Once a day for 3 or 4 days give flaxseed tea, and for two or

DR. CLARK'S

# Distemper Cure for Horses

This is a new and distinctive Chemical and Scientific Compound of powerful curative and antiseptic action.

Recommended as a curative and preventive remedy for Horses, Colts, Sheep and other Animals in the following ailments:

**CONTAGIOUS DISEASES**

**CATARRH**

**CATARRHAL FEVER**

**COLDS**

**COUGHS**

**DISTEMPER**

**EPIZOOTIC**

**SHIPPING FEVER**

**GLEET**

**HEAVES**

**INFECTION**

**INFLUENZA**

**LARYNGITIS**

**PINK EYE**

**PHARYNGITIS**

**STRANGLES**

**ETC.**

Prevents infection from contagious disease.

## Dr. Clark's Distemper Cure for Horses

Price 50 Cents.

**THE MARTIN, BOLE & WYNNE CO.      SOLE PROPRIETORS**  
**WINNIPEG, CANADA.**

" Dr. Clark's Distemper Cure is a powerful compound."

**Diarrhoea—Cont.**

three weeks, night and morning, give "St. John's Condition Powders."

**Discharge From the Nose**

See treatment given for "Catarrh"

**Dislocations**



The usual dislocation is of the "patella." The cut will illustrate how to replace this dislocation. Back up the horse to relax the tendon and at the same time push forward and inward on the whirrbone until it snaps back into place. In all dislocations bathe the parts with hot water then apply "Dr. Clark's White Liniment" and bandage. In some cases it is necessary to use splints for a few weeks. Give absolute rest for a few weeks to prevent slipping of the dislocation.

**Distemper—(Strangles)**

More common to young horses and colts. There is usually fever, swelling of the glands in the lower jaw, loss of appetite, discharge from the nostrils.

Treatment: Apply "Dr. Clark's White Liniment" to the swollen gland and along the neck and

throat. Give once a day one powder of "Dr. Clark's Chill and Fever Cure" or one teaspoonful of "Dr. Clark's Distemper Cure," and two or three times a day give one tablespoonful of "Dr. Clark's Lung and Heave Cure." Give a

light and warm diet of oats, barley, mash, etc. Take the chill off all drinking water.

**Diseases**

See under "Constitutional Diseases."

**Disinfectant**

Nothing can equal "Dr. Clark's

Creol" as an antiseptic and disinfectant.

**Drenching**

Sometimes in giving a drench the animal will not swallow. In such a case tickle the roof of the mouth a few moments and the animal will then swallow.

**Dropsy**

Is indicated by swellings, a watery puffiness usually found on the legs and called "stocking," also frequently a swelling of the abdomen. Dropsy is caused by a poor condition of the system—a poor circulation and lack of exercise, etc.

Treatment: Give bran mashes and soft foods for a few days and a few doses of "Dr. Clark's Nitergin," then put the animal in good condition with "St. John's Condition Powders."

Bots cause an animal to look mean, clear the Bots out with St. John's Worm Powders.

**Dysentery**

Treat this ailment much the same as "Diarrhoea" and in addition give injections once or twice a day of the following:

Acetate of lead, ..... 1 dram.  
 Carbolic Acid, ..... 20 drops.  
 Laudanum, ..... 1 ounce.  
 Starch Gruel, ..... 1 pint.  
 Mix.

First clean out the bowels with warm water injections.

**Dyspepsia**

Caused by irregular and injudicious feeding.

Symptoms: A staring coat, dullness and lack of energy, debility, tucked up belly, gas, constipation or looseness, passing of undigested food, stomach pains, etc.

Treatment: Regulate the diet, give a dose of "Dr. Clark's Purging Ball," and three times a day give "St. John's Condition Powders" and twice a week a dose of naxseed tea.

**Elbow—(Capped)**

See under "Capped Hock."

**Elbow Lameness**

Treat as given under "Capped Hock."

**Enlargements**

Use "Dr. Clark's Spavin Cure."

**Enlarged Glands**

Apply "Dr. Clark's Absorbol" or "Dr. Clark's White Liment."

**Eczema**

An itchy and sore condition of the skin, pimples and little watery blebs appear.

Treatment: Give a dose of "Dr. Clark's Purging Ball" then 3 times a week give from a half to one tablespoonful of Fowler's

Solution of Arsenic, also put the animal in good condition with "St. John's Condition Powders." In severe cases wash the parts with an antiseptic solution made with one quart of warm water and one tablespoonful of "Dr. Clark's Creol."

**Endo-carditis**

See treatment under "Heart Sac Inflammation."

**Eneuresis**

See treatment under "Urine Incontinence."

**Enlargement of Heart**

See under "Heart Enlargement."

**Enlargement—(Bursal)**

Treatment given under "Bursal Enlargement."

**Elephantiasis**

Treatment given under "Big Leg."

**Enteritis—(Inflammation of the mucus lining of the Bowel)**

Similar to colic, but in this ailment the pain is continuous and there is much fever with great restlessness, the animal has an anxious and worried expression, the horse lies down very carefully (in colic he throws himself down).

Treatment: Give a dose of "Dr. Clark's Horse Colic Cure," and follow it with about a pint of raw linseed oil, give a few doses of "Dr. Clark's Chill and Fever Cure" if necessary to reduce the temperature. Apply hot fomentations and mustard to the sides. This is a hard ailment to cure. Get your Vet. Surgeon if you can.

**Epistaxis**

Treatment given under "Bleeding of the Nose."

### Epizootic

Treatment given under "Influenza."

### Epithelial Cancers

These cancers occur on the edges of the eyelids, mouth, vulva and anus.

Treatment: With a hypodermic syringe inject "absolute alcohol" into the centre of the growth twice a week, or cut out with a knife or twist off with a ligature. After removal dress the parts with "**Dr. Clark's Creol Soothing Salve.**"

### Erysipelas

Inflammation and soreness of the skin.

Treatment: Put the horse in good condition with "**St. John's Condition Powders,**" feed on boiled grain and twice a week give flaxseed tea. Wash the affected parts with an antiseptic solution made with one quart of warm water and one tablespoonful of "**Dr. Clark's Creol.**" Some persons report success by applying small quantities of "**Dr. Clark's White Liniment.**"

### Evil Poll

Treatment given under "Poll Evil."

### Eye Cataract

Nothing can be done to cure this.

### Eye Inflammation—(Conjunctivitis)

Treatment: Carefully examine the eye and see if a foreign body is irritating it, bathe the eye with warm water to which a pinch of salt has been added, then drop into the eye and bathe the eye with a solution made by  $\frac{1}{4}$  a teaspoonful of boracic acid dissolved in  $\frac{1}{4}$  a pint of warm water, or put into the eye a few drops of a so-

lution made by dissolving 5 grains of sugar of lead, 1 grain of cocaine in an ounce of water.

### Eyes Sore—(Ophthalmia)

This seems to be an infectious ailment, the eyes are sore and watery and a scum forms on the eye.

Treatment: Place the animal in a separate stall, not too much light, put the animal in good condition with "**St. John's Condition Powders**" and twice a day put into each sore eye a few drops of the following solution:

Sulphate of Atropine, . 3 grains.  
Sulphate of Zinc, . . . 8 grains.  
Water to make . . 2 ounces.

### Eyelids—(Torn)

Stitch at once and apply an antiseptic solution make with warm water and "**Dr. Clark's Creol,**" tie the horse so that he cannot rub or interfere with the injured part for a few days.

### Fatty Tumors

Apply "**Dr. Clark's Absorbol.**"

### False Quarter



A deranged condition of the coronary band usually caused by an injury. There exists a weakened and softened

condition of part of the horn substance producing cracks and fissures.

Treatment: Use much the same treatment as for "Coronitis," remove and pare all the ragged edges, heal it with "**Dr. Clark's White Liniment.**" Put on a special bar shoe until better, (cut shows "false quarter" when pared and fitted with shoe).

## DR. CLARK'S Chill and Fever Cure

This preparation is composed of the most efficacious drugs known to present day Veterinary Science for the reduction of temperature in fevers and feverish conditions—as well as for counteracting the effect of chills.

This excellent remedy is recommended in the following ailments:

<b>HORSES.</b>	Congestion of	Inflammation	Swamp Fever	Lung Inflam-
Abortion	Kidneys	of Lungs	Water in Chest	mation
Apoplexy	Distemper	Lung Fever	Hydrothorax	Nervous Fever
Chronic Big Leg	Strangles	Nephritis	Short Winded	Pleurisy
Brain Inflam-	Endocarditis	Malaria	Inflammation	Pneumonia
mation	Enteritis	Peritonitis	of Womb	Pneumonia
Broken Rib	Epizootic	Pharyngitis	Etc.	Quarter Ill
(Feverishness	Heart Sac In-	Pleurisy		Rheumatism
	flammation	Pneumonia	<b>CATTLE.</b>	Sprains and
Bronchitis	Fevers . . . .	Quinsy	Bladder	Strains
Carbuncle	Founder	Rheumatism	Inflammation	Texas Fever
Catarrh	Hide Bound	Rhinitis	Bronchitis	Etc.
Chlores	Influenza	Roaring or	Coughs	<b>SHEEP.</b>
Stiff Neck	Pink Eye	Whistling	Kidney Inflam-	Fevers
Congestion of	Inflammation	Sneezing	mation	Feverish Con-
Lungs	of Kidneys	Spells	Lumbago	ditions

## Dr. Clark's Chill and Fever Cure

Price 50 Cents per Box.

THE MARTIN, BOLE & WYNNE CO.

SOLE PROPRIETORS

WINNIPEG, CANADA.

If the animal is feverish, give "Dr. Clark's Chill and Fever Cure."



### Farcy

Is really a mild form of glanders. Symptoms: Fever, high temperature, fast pulse (72 to 80) loss of appetite, a general unhealthy appearance, legs swell, inflammation of lymphatic glands, more or less swelling under the body, tumorous lumps (called Farcy Buds) appear on the legs and body they break and pus exudes leaving a mean sore. In all cases of "Farcy" call in your Vet. Surgeon.

Treatment: Little can be done. Thorough disinfection with "Dr. Clark's Creol" is necessary, also isolation of the animal, wash the sores with an antiseptic solution made with one quart of warm water and two tablespoonfuls of "Dr. Clark's Creol."

### Feet—(Diseases of)

See under "Corns," "Quittor," "Sand Cracks," "Quarter Cracks," "Hoof Cracks," "Seedy Toe," "Nail Injuries," "Founder," "Pumiced Feet," "Thrush," "Navicular Disease," "Contractions," "Gravel," "Canker," "Fractures," "Stone Bruises," "Side Bone," etc.

### Feet—Fever in

See under "Founder."

### Feet—Nail Punctures of

See under "Nail Punctures."

### Feet—Weak

Treatment: Shoe with strong bar shoes; and after a hard day's work apply hot fomentations or a bran poultice—this removes irritation and gives ease and rest.

### Feet—Pumiced

Nothing can be done for this ailment or rather neglect, as it is caused by acute laminitis.

### Feet—Contractions of

See under "Contractions of Hoof or Foot."

### Fevers

For shipping fever give "Dr. Clark's Distemper Cure" night and morning.

In the majority of cases of fever or in feverish conditions nothing can equal the action of "Dr. Clark's Chill and Fever Cure." Give one powder night and morning.

### Fetlock—Contused

Same treatment as given for "Broken Knee."

### Fetlock—Sprained

Treatment: Apply hot fomentations, then rub in "Dr. Clark's White Liniment" for several minutes, fill the heel with jute or absorbent cotton and bandage. Repeat this operation once a day.

### Fetlock—Knuckling

Apply "Dr. Clark's White Liniment" night and morning over the back sinews (flexor tendons), trim the hoof so as to keep the feet level, also have a level floor.

### Flexor Tendon Sprains

Treatment: Apply hot fomentations and then night and morning; apply "Dr. Clark's White Liniment."

### Fistulous Withers



A bruising of the withers which sets up an inflammation and causes sores.

Treatment: If not too seriously developed you can cure it by applying "Dr. Clark's White

**Fistulous Withers—Cont.**

**Liniment"** or **"Dr. Clark's Barb Wire Liniment,"** but if pus has formed and is very strong smelling it shows that the trouble has extended to the bone and then you must treat it the same as given under "Caries."

In severe cases it is always advisable to have your Vet. Surgeon.

**Flatulent Colic and Flatulency**  
For treatment see under "Colic."**Founder—(Laminitis)**

This is an inflammation of the feet, caused by overwork or drinking too much cold water when warm, standing in cold water, injudicious feed, too much of one kind (such as rye or wheat), or inflammation or congestion in various parts of the body. Any of these conditions may cause founder.

Symptoms: Agonizing pains, the animal stands in the stall breathing fast, dilated nostrils, horse puts itself in a peculiar position to get the weight off the feet (see cut), the animal will fall down sooner than put any pressure on the feet, the back is arched, feet are hot and sensitive, the weight is thrown on the heels.

Treatment: Apply **"Dr. Clark's Spavin Cure."** Remove the

shoes, bathe with hot water, put the feet in bran poultices for several hours, then apply **"Dr. Clark's Hoof Ointment,"** twice a day from the knee down. Feed bran mashes, scalded oats, hay, grass, give a pint of raw linseed oil and if feverish a few doses of **"Dr. Clark's Chill and Fever Cure,"** one powder night and morning. Always keep your horse in good condition with **"St. John's Condition Powders."**

**Founder—"Chronic"**

Not curable, the hoof is marked with rings, (see cut)

A great deal of benefit may be derived by applying **"Dr. Clark's**

**Fire Blister"** around the coronets once every three or four weeks.

**Fractures -**

Always call in your Vet. Surgeon.

**Frog—(Inflammation of)**

Caused by the animal standing in the manure too much, which softens the frogs.

Treatment: Keep the feet dry, pare away all unhealthy and diseased tissue and dust the raw surface with calomel.

**Foul Sheath**

This trouble with stallions is readily cured, a black gummy substance forms on the sheath.

Treatment: Wash the part thoroughly with an antiseptic solution made with one quart of warm water and one tablespoonful of **"Dr. Clark's Creol."** Rest the animal for a few days.

"In all rains and inflammations use Dr. Clark's White Liniment"

### Galls—(Collar and Saddle)

The very best remedy in the world for "galls" is "Dr. Clark's British Gall Cure." You can work the horse while using it—it works a cure while the horse works. Also see that your collar or saddle fits properly and take pressure off the sore parts as much as possible.

### Galls—(Wind)

Bathe the parts with cold water for a few days then apply once every two or three weeks "Dr. Clark's Fire Blister."

### Garget

When a hard udder is neglected it will form into an abscess or garget.

Treatment: Take the foal away, and find a foster mother. Poutlee the udder with "Thermogistine" (if the mare will let you), if not, you may be able to bring the abscess to a head by applying the abscess to a head by applying "Dr. Clark's White Liniment," when it is ripe lance it.

### Gastritis

Symptoms: Colic condition, horse appears greatly distressed, looks around at his sides, restless, crouches and rolls, always turns his nose around to the side behind the shoulder.

Caused by overheating, or strong medicines or poisons, in fact anything that irritates the stomach. This ailment often leads to "founder."

Treatment: Give the animal all the cold water it wants to drink, also twice a day two tablespoonfuls of laudanum. If animal recovers, feed soft foods and flaxseed tea for a while 'til stomach is in good condition.

### Glanders

When a horse has glanders, the animal should be shot. If you suspect glanders consult your Vet. Surgeon at once. (Infection is dangerous and fatal to man—be careful and use antiseptics).

Symptoms: A sticky discharge from one or both nostrils, enlargement of the glands below the tongue beside the jawbone, ulcers in the nostrils, sores upon the skin (face) that discharge a thick yellow-brown pus. Isolate the animal and thoroughly disinfect everything.

### Glands—(Swollen)

About as good a thing as you can apply to reduce the swelling and inflammation is "Dr. Clark's White Liniment" or "Dr. Clark's Absorbol."

### Gleet—(Nasal)



This ailment is a sequel to Catarrh and spoils the appearance of the animal.

There is a white watery discharge from the nostrils.

Treatment: Wash out the nostrils with an antiseptic solution made with one quart warm water and one tablespoonful of "Dr. Clark's Creol" night and morning. Give "Dr. Clark's Distemper Cure." If there is a "bulging" of the frontal bone it may be necessary for your Vet. Surgeon to perform an operation.

For a chronic lump or bony enlargement, nothing can equal Dr. Clark's Fire Blister.

# DR. CLARK'S British Gall Cure

This preparation is composed of the latest remedies known to cure and dry up abrasions of the skin—is different and better than all other gall cures—a trial will quickly convince you of its merits.

Recommended for:

Abrasions	Galls	Scalds
Collar Sores	Saddle Galls	Sore Shoulders
Collar Galls	Neck Sores	Bed Sores, Etc.

## Dr. Clark's British Gall Cure

Price 25 and 50 Cents per Box.

# DR. CLARK'S LUMP CURE

This is a powerful and concentrated scientific discovery—which by its wonderful alterative action on the system cures Lumps and abnormal conditions by a process of absorption.

It is recommended for:

<b>HORSES.</b>	Goitre	<b>CATTLE.</b>	<b>DOGS.</b>
Chronic Big Leg	Hide Bound	Lump Jaw	Bronchocele
Bronchocele	Melanosis	Wooden Tongue	Goitre
Diabetes	Black Tumors	Actinomycosis	Cataract
Diuresis	Etc.	Etc.	Etc.
Enlargement of the Heart			

## DR. CLARK'S LUMP CURE

Price \$1.00 per Bottle.

**THE MARTIN, BOLE & WYNNE Co.      SOLE PROPRIETORS**  
**WINNIPEG, CANADA.**

"Dr. Clark's Lump Cure builds healthy tissues."

### Gonitis

This is an ailment of the stifle joint. There is a stiffness or lameness without the appearance of any inflammation or swelling. Treatment: Usually you can cure the trouble by applying night and morning "Dr. Clark's White Liniment" or "Dr. Clark's Absorbol" over the region of the stifles. In severe cases it may be necessary to apply "Dr. Clark's Fire Blister" once every two or three weeks.

### Goitre



A hard enlargement on the underside of the neck, just below the angle.

Treatment: Give night and morning in a bran mash a teaspoonful of "Dr. Clark's Lump Cure" and apply to the parts "Dr. Clark's White Liniment" or "Dr. Clark's Absorbol."

### Gonorrhoea

See under "Clap."

### Gravel

Trim the hoof, syringe the cavity with an antiseptic solution made with one quart of warm water and two tablespoonfuls of "Dr. Clark's Creol," poultice with linseed meal, "Thermogistine" or bran, then apply "Dr. Clark's Hoof Ointment."

### Grease or Grease Heel



You might call this a sequel to scratches. The legs are swollen and offensive matter oozes out.

Treatment: Give the animal a dose of "Dr. Clark's

Purging Ball." Put the system in good condition with "St. John's Condition Powders," apply hot poultices, "Thermogistine" or linseed meal and sprinkle each poultice with powdered charcoal, after the inflammation is gone apply "Dr. Clark's White Liniment."

### Gut Tie or Strangulation

Give at once a pint of raw linseed oil, hot water injections and apply hot fermentations or hot water bags to the belly. Give also a dose of "Dr. Clark's Colic Cure." This trouble is fatal in the majority of cases. Always consult your Vet. Surgeon.

### Hair—"To Make it Grow"

For Bald Spots, etc. Apply a small quantity of the following at night rubbing it in thoroughly  
Resorcin, ..... 1 dram.  
Water, ..... 1 dram.  
Glycerine, ..... 1/4 dram.  
Lanoline, ..... 1 ounce.  
Vaseline, ..... 1 ounce.  
Mix and make a salve.

### Heel—Cracked"

Treatment given under "Cracked Heel."

### Heel Grease

Treatment given under "Grease."

The most wonderful healing, soothing and antiseptic preparation is Dr. Clark's Creol

**Heart—"Atrophy of**

Treatment given under "Atrophy of the Heart."

**Heart — "Enlargement of"**

In this ailment there is irregular action of the heart and uneven temperature of the body.

Treatment: Give "**St. John's Condition Powders**" in the feed night and morning and add to it a teaspoonful of "**Dr. Clark's Lump Cure**."

**Heart Sac—"Inflammation of," or "Endocarditis"**

You hear a harsh, rasping sound in the region of the heart.

Treatment: Night and morning give "**Dr. Clark's Chill and Fever Cure**," and make one application of "**Dr. Clark's Fire Blister**" in the region nearest the heart.

**Heaves—"Broken Wind"**

This trouble is in the lung cells. The best method to adopt is to give two or three times a day a dose of "**Dr. Clark's Lung and Heave Cure**" also "**Dr. Clark's Distemper Cure**" and decrease the quantity of hay. If possible do not feed timothy or clover, change to wild hay or clean wheat straw and grain. Dampen all food given (dampen with lime water if possible). Once a week feed bran mash and put in it a handful of linseed meal. Keep the animal in good condition with "**St. John's Condition Powders**."

**Hernia or Rupture**

This requires treatment by your Vet. Surgeon—in the meantime you might by gentle manipulation try to put the rupture back and then bandage if possible.

**Hidebound**

Give a dose of "**Dr. Clark's Chill and Fever Cure**," then twice a day for 3 days give a teaspoonful of "**Dr. Clark's Lump Cure**" in the feed, and once a day give flaxseed tea, exercise and keep in a warm and dry stable. Keep the animal in good condition with "**St. John's Condition Powders**."

**Hip Lameness**

Usually caused by a sprain—from a sudden strain, slip or wrench.

Treatment: Apply "**Dr. Clark's White Liniment**." If chronic, apply once "**Dr. Clark's Fire Blister**," also insert a seton. Give absolute rest for a month or six weeks.

**Hock Lameness**

If recent, apply "**Dr. Clark's White Liniment**," if chronic, apply every ten days some "**Dr. Clark's Fire Blister**" around the hock.

**Hock—Swollen or Inflamed**

Reduce by applying "**Dr. Clark's White Liniment**" or "**Dr. Clark's Absorbol**."

**Hock—"Enlarged"**

Bathe with hot water and then once every three weeks, apply "**Dr. Clark's Fire Blister**."

**Hock—"Sprained"**

Apply "**Dr. Clark's White Liniment**" or "**Dr. Clark's Absorbol**."

**Hock—"Capped"**

Treatment given under "Capped Hock."

**Hoofs—"Brittle"**

Apply "**Dr. Clark's Hoof Ointment**."

In Influenza or Pink eye nothing can equal "**Dr. Clark's Chill and Fever Cure**."

## DR. CLARK'S Hoof Ointment

This has been the leading remedy for Hoof Ailments for many years. It is the best that can be made and is used in the following disorders:

### HORSES.

Brittle Hoofs  
Stone Bruises  
Calks  
Canker of Hoof  
or Foot  
Coffin Joint  
Lameness  
Corns  
Contractions of  
Hoof or Foot  
Cracked Heels

Cracked Hoof  
Sand Cracks  
Quarter Cracks  
Founder  
Gravel  
Diseased Hoofs  
Injured Hoofs  
Navicular Dis-  
ease  
Scratches  
Seedy Toe  
Shelly Feet  
Etc.

### CATTLE.

Hoof Ailments  
Foot Ailments

### SHEEP.

Foot Rot.

### PIGS.

Founder  
Sore Feet

## Dr. Clark's Hoof Ointment

Price 25 cents

THE MARTIN, BOLE & WYNNE CO.

SOLE PROPRIETORS

WINNIPEG, CANADA

Dr. Clark's Hoof Ointment often cures lameness

**Hoofs—"Diseased"**

Apply "**Dr. Clark's Fire Blister**" around the coronet once every two weeks, and once a day apply "**Dr. Clark's Hoof Ointment**" to the hoofs.

**Indigestion**

This ailment is very common to this Western country.

Symptoms: Sometimes the horse has a good appetite, sometimes the appetite is poor, and sometimes the animal eats heartily usually there exists a catarrhal condition of the bowels—colicky, the animal in poor condition, cribbing, etc.

Treatment: The best treatment both in simple and chronic indigestion is to give first, a dose of "**Dr. Clark's Purging Ball**," then three times a day give in the feed "**St. John's Condition Powders**." Twice a week give a dose of flaxseed tea.

"**St. John's Condition Powders**" is, however, the ideal remedy for indigestion.

**Influenza (Epizootic—Pink Eye)**

Is inflammation of the mucus membranes. It is a blood disease and the germs of this ailment are introduced into the system from the atmosphere. It is contagious.

Symptoms: Stupor, cough, loss of appetite, dullness, easy to sweat, staggering from weakness and general debility, horse hangs his head, the ears droop and eyes are red and swollen, pulse may go up to 80 and temperature 105 to 107, colicky pains and constipation.

Treatment: If constipated give a dose of "**Dr. Clark's Purging Balls**." To allay the fever give "**Dr. Clark's Chill and Fever Cure**," one powder night and

morning, and feed carefully and give "**St. John's Condition Powders**" night and morning. Keep your horse blanketed and warm. Also give "**Dr. Clark's Distemper Cure**."

**Impaction of Bowels**

Give a dose of "**Dr. Clark's Purging Ball**," follow in 5 or 6 hours with a pint of raw linseed oil. If necessary give injections of the following:

Glycerine,..... 2 ounces  
Warm water,..... 2 ounces  
Mix and make one injection.

**Infection**


Give internally "**Dr. Clark's Distemper Cure**," externally and locally use "**Dr. Clark's Creol**."

**Impure Blood**

See under "Blood."

**Injured Hoof or Foot**

Always apply "**Dr. Clark's Hoof Ointment**."

**Inflamed Bunches or Swellings**

An occasional dose of Dr. Clark's Purging Ball will cure constipation in a horse.



**Inflamed Bunches or Swellings—**  
*Cont.*

Colts and young horses usually get injured more or less. You can reduce the swelling and allay the inflammation very quickly by applying "Dr. Clark's Absorbol" or "Dr. Clark's White Liniment."

**Inflammation of Bowels**  
Treatment given under "Colic."

**Inflammation of Bladder**  
Treatment given under "Bladder Troubles."

**Inflammation of the Kidneys**  
Treatment given under "Kidney Inflammation."

**Inflammation of the Lungs**  
Treatment the same as under "Bronchitis" and "Pleurisy."

**Interfering**  
Apply a hoot on the leg that is bruised and reduce the soreness or swelling with hot water, dry the parts and then apply "Dr. Clark's White Liniment" or "Dr. Clark's Absorbol."

**Intestinal Worms**  
Treatment given under "Worms."

**Ischuria**  
See under "Urinary Suppression."

**Itchy Skin—"Mangey Skin"**  
Treatment: Wash the horse with a solution made with 4 ounces or 8 tablespoonfuls of "Dr. Clark's Creol" mixed with one gallon of warm water, then dry, blanket and keep warm. Twice a day give "St. John's Condition Powders," to which add a small tablespoonful of powdered "Hyposulphite of Soda."

**Itchy Mane and Tail**

Same treatment as for "Itchy Skin."

**Joint—Big**



First apply "Dr. Clark's White Liniment", or "Dr. Clark's Absorbol," and if the trouble is not too old, this will cure it in a few weeks. If it is chronic, apply "Dr. Clark's Fire Blister." Leave on 24 hours and wash off and apply "Dr. Clark's Creol Soothing Salve," repeat in 2 or 3 weeks if necessary.

**Joint Swollen**

Bathe with hot water for a few hours and then apply "Dr. Clark's White Liniment" or "Dr. Clark's Absorbol," night and morning.

**Jaundice—(Yellow)**

Symptoms: A yellow appearance of the skin and eyes, caused by some defect in the bile duct, causing the bile to be absorbed into the system.

Treatment: Give a dose of "Dr. Clark's Purging Ball" and put the horse in good condition by giving regularly night and morning some "St. John's Condition Powders" in the feed.

**Jugular Vein—"Inflamed"**



**Jugular Vein, "Inflamed"—Cont.**

The vein is swollen and hot. (Cut gives a rough idea of situation of the inflamed jugular vein also the position in which the horse holds his head when the vein is inflamed).

**Treatment:** Bleed the vein and if it clots bathe with warm water. If an abscess forms wash the parts with an antiseptic solution made with one quart warm water and one tablespoonful of "Dr. Clark's Creol," apply also "Dr. Clark's Creol Soothing Salve."

**Kidney Congestion**

Treatment given under "Congestion of Kidneys."

**Kidney Inflammation (Nephritis)**

Often caused by giving diuretic remedies which are too strong and they irritate the kidneys, also caused by getting chilled.

**Symptoms:** Profuse sweating great pain in the loins of the kidneys, horse straddles when he walks, does not care to move, feverish, etc. (See cut—by placing your hands on the loins and pressing down with your whole weight, you can detect this trouble).

**Treatment:** Give a dose of "Dr. Clark's Chill and Fever Cure," then give a pint of raw linseed oil (do not give any sweet nitre or saltpetre). Give flaxseed tea every day for a week. Hot water hottles to the loins—or hot fomentations.

**Kidneys—"Weak"**

Give a few doses of "Dr. Clark's Nitergin" and put the animal in good condition with "St. John's Condition Powders."

**Knee Sprung**

Caused by some trouble in the ligaments.

**Treatment:** The best treatment to use is apply "Dr. Clark's Fire Blister" to the tendons, leave on for 24 hours, wash off and apply "Dr. Clark's Creol Soothing Salve," repeat this operation if necessary in two or three weeks. Keep the animal in a box stall and feed off the floor.

**Knee—"Swollen"**

Apply "Dr. Clark's White Liniment" or "Dr. Clark's Absorbol."

**Knee Sprain**

Reduce the inflammation and swelling by applying cold water for 15 or 20 minutes or apply a cold water bandage, then apply "Dr. Clark's White Liniment." A high heeled shoe is often of great service in this trouble. Also apply "Dr. Clark's Absorbol."

**Knotted Tendons**

Apply "Dr. Clark's Absorbol."

For a Chronic Lump or Bony Enlargement, nothing can equal Dr Clark's Fire Blister

# DR. CLARK'S ABSORBOL

A wonderful scientific discovery that, by a process of absorption on the cellular tissues

## REDUCES, ABSORBS AND CURES:

Lumps	Capped Hock	Fatty Tumors	Boils
Swellings	Bunches	Big Knee	Thick Cord
Wind Puffs	Thoroughpin	Enlarged	Knotted
Sprains	Bog Spavin	Glands	Tendons
			Etc.

## THIS REMEDY SHOULD BE IN EVERY TRAINING AND RACING STABLE

It soothes, cures and prevents:  
Strained and Sore Muscles, Weakness of the Knees, Ankles and Stiffes:  
Bruised and Inflamed Joints, Etc.

### FOR A LEG WASH:

"Dr. Clark's Absorbol" — two tablespoonfuls.  
 "Dr. Clark's White Liniment" — four tablespoonfuls.  
 Water or Witch Hazel — four cupfuls.

Mix. Apply four or five times a day and bandage.

### TRAINERS WASH OR RUB-DOWN LOTION:

"Dr. Clark's Absorbol" — two tablespoonfuls.  
 Hot Water or Witch Hazel — two quarts.

Mix. Apply freely with massage. This reduces Inflammation, prevents stiffness and soreness of the muscles.

# Dr. Clark's Absorbol

Price \$1.00

THE MARTIN, BOLE & WYNNE CO.      SOLE PROPRIETORS  
 WINNIPEG, CANADA.

"Dr. Clark's Absorbol takes out muscle-kinks"

**Knees—Weak**

Rub the extensor muscles (which are located on the front and outer part of the leg above the knee) with "Dr. Clark's White Liniment" or "Dr. Clark's Absorbol."

**Knee—"Broken"**

See under "Broken Knee."

**Lameness**

There are dozens of ailments and injuries that can cause lameness. Examine the horse thoroughly, the joints, muscles, fetlocks, feet, loins, etc., and find out the actual cause of the lameness, then treat the trouble as given under the different heads in this book. In lameness it is always a good thing to apply "Dr. Clark's White Liniment" or "Dr. Clark's Absorbol," first, and if the trouble is not cured by that, then use "Dr. Clark's Fire Blister" as directed.

**Laminitis**

Treatment given under "Founder."

**Laryngitis—"Roaring"**

Treatment: Give a dose of "Dr. Clark's Lung and Heave Cure" 3 times a day and once a day apply to the throat externally "Dr. Clark's White Liniment." Also give a dose of "Dr. Clark's Distemper Cure."

**Leg Mange**

Itchiness, stamping of legs, scratching one leg with the hoof of the other, hair falls off, sometimes wet discharges and sores.

**Treatment:**  
Wash the

legs from the hoofs to the body with a solution made with a tablespoonful of "Dr. Clark's Creol" to a pint of warm water, also give a dose of "Dr. Clark's Purgin' Ball."

**Leucorrhoea**

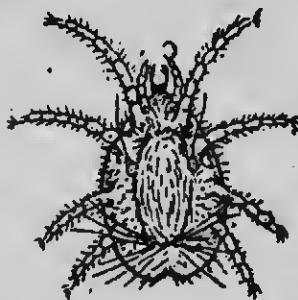
Is a catarrhal condition of the vagina or womb, an inflammation of the mucus membranes. There is a white slimy discharge and occurs usually after difficult foaling or as the result of an inflammation or irritation.

**Treatment:** Wash or syringe the parts night and morning with a solution made with two teaspoonfuls of "Dr. Clark's Creol" to a quart of warm water, feed bran mashes for a few days and night and morning give "St. John's Condition Powders."

**Lichen**

Pimples form on the skin about the size of a millet seed.

**Treatment:** Use as a wash a solution made with a tablespoonful of "Dr. Clark's Creol" to a pint of warm water. Put the animal in good condition with "St. John's Condition Powders."

**Lice**

The cut illustrates the louse, that is found on the horse, as it appears under a high

power magnifying glass.

**Treatment:** To get rid of these pests the best remedies to use are: Dust with "Dr. Clark's Kill-

For a Mangey, Pimply or Itchy Skin use Dr. Clark's "Creol," nothing better

**Lice—Cont.**

louse" and wash with a solution made with a tablespoonful of "Dr. Clark's Creol" in a pint of water.

**Ligaments—"Sprains of"**



When there is a sprain of the Suspensory Ligaments it makes the horse's fetlock come near to the ground or as low as the heel. It is hard to do anything with this trouble

and if the sprain is very severe, treatment is useless.

**Treatment:** Lift the heel and fill the hollow of the heel with cotton or tow, bandage tightly and send for your Vet. Surgeon. If it is only a slight sprain you may be able to cure it by applying "Dr. Clark's White Liniment" or "Dr. Clark's Absorbol."

**Ligaments—"Sprain of the Check Ligament"**

Apply hot water, bandages and "Dr. Clark's White Liniment" or "Dr. Clark's Absorbol."

**Liver—"Congestion of"**

**Treatment** given under "Congestion of the Liver."

**Liver—"Hypertrophy of"**

Caused by heavy feeding and lack of exercise.

**Treatment:** Give less feed, more exercise and night and morning "St. John's Condition Powders."

**Liver—"Inflammation of"**

This ailment is usually in old horses.

**Symptoms:** There is loss of appetite, dullness of the eye, horse remains standing hanging

his head, manure dark and red brown, urine scanty and high colored.

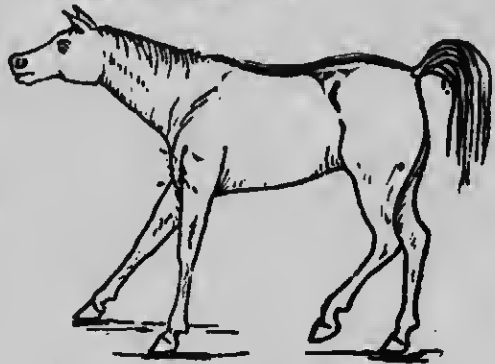
**Treatment:** Change the feed and night and morning give "St. John's Condition Powders."

**Locomotor Ataxia**

A loss of control of the hind quarters, a swinging motion when moving, staggering and uncertain gait.

**Treatment:** Apply "Dr. Clark's Fire Blister" along the spine, in the region of the kidneys, once every 3 weeks. Give "St. John's Condition Powders" night and morning and to each dose add  $\frac{1}{4}$  a teaspoonful of powdered Nux Vomica.

**Lock Jaw or Tetanus**



May be caused by worms, overheating, the prick of a nail and other injuries.

**Symptoms:** Stiffness in moving, retraction of the eyes when the head is lifted, nose extended forward, tucked flanks, tail is raised, champing of the teeth, eye almost covered by the membrane, difficulty in chewing.

**Treatment:** Consult your Vet. Surgeon. Give two ounces of bromide of potash 3 or 4 times a day in bran mash until the spasms relax. Keep in a quiet and dark stall.

For Puffy Swelling, Soft Lumps and Inflammation apply Dr. Clark's Absorbol

**Lump**

If recent you can generally reduce it with "Dr. Clark's White Liniment" or "Dr. Clark's Absorbol." If the lump is chronic and hard use "Dr. Clark's Fire Blister" once every two or three weeks.

**Lungs—"Congestion of"**

Use the treatment given under "Bronchitis" and "Pleurisy."

**Lung Fever**

Use treatment given under "Bronchitis" and "Pleurisy."

**Lymphangitis**

Treatment given under 'Big Leg.'

**Malaria**

Horse appears dumpy and dull loss of appetite, feverish, pulse strong and quicker than usual.

Treatment: Give a dose of "Dr. Clark's Purging Ball" and for 24 hours feed soft feed, then give the usual diet and night and morning give one dose "Dr. Clark's Chill and Fever Cure" for 3 days; then for a few weeks feed "St. John's Condition Powders," night and morning.

**Muscles (Sore or Strained)**

Apply "Dr. Clark's Absorbol."

The best preparation that can be used in training or racing stables.

**Mallenders**

This trouble is located behind the knee where a crack and scurfiness appears—it is a kind of dryness causing a cracking of the skin which is irritated and inflamed by dust and cold.

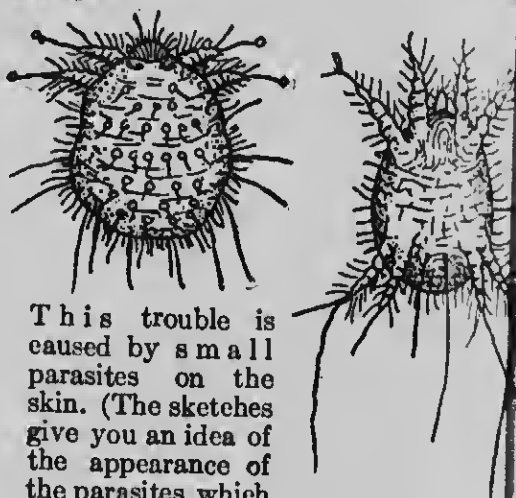
Treatment: Cleanse the parts with warm water and Lifebuoy or Castile Soap, wipe dry and dust the wound with a mixture of equal parts of dried alum and

oxide of zino then apply "Dr. Clark's Soothing Salve."

**Mammitis**

Inflammation of the udder.

Treatment: Apply hot water and massage with warm camphorated oil, encourage the foal to suck if possible in order to prevent curdling of the milk. In winter blanket the animal, keep warm, give soft feed and warm bran mashcs. If further treatment is necessary follow the course given under "Garget."

**Mange**

This trouble is caused by small parasites on the skin. (The sketches give you an idea of the appearance of the parasites which causes mange. The first one is the "deep-burrowing Equi," the other is the one found under the scabs and superficially. These show the appearance of the "pest" highly magnified.)

Symptoms: Itchy, scabby skin, sores, scabs, pimples, the hair sometimes falls out, there is usually a moisture or dampness in the affected parts. The horses will rub against anything they can find in order to scratch and rub the itchy parts and in this manner the mange is transferred from one animal to another.

You'll get extra work out of a horse if you give him "St. John's Condition Powders"

**Mange—Cont.**

Separate the animal that has mange from the rest and treat him.

Treatment: Wash the part with a tablespoonful of "Dr. Clark's Creol" to a quart of warm water and give a few doses of "Dr. Clark's Purging Ball."

**Megrims**

A mild form of apoplexy—use the same treatment as given under "Apoplexy."

**Melanosis**

A tumorous ailment. Black tumors filled with pus form under the skin. Give internally  $\frac{1}{2}$  n teaspoonful of "Dr. Clark's Lump Cure" in a bran mash night and morning for 10 days, omit for a week and then continue again, also give night and morning for a month "St. John's Condition Powders." When the tumors are just formed cut them and apply "Dr. Clark's White Liniment" or "Dr. Clark's Barb Wire Liniment."

**Moon Blindness**

Hereditary. Swelling of the whole eye and loss of sight. Treatment is useless.

**Mud Fever**

A feverish condition of the skin of the legs. Wash the legs with warm water and dry them, then apply "Dr. Clark's White Liniment" until the swelling is reduced, then apply "Dr. Clark's Creol Soothing Salve." Put the animal's system in good condition with "St. John's Condition Powders."

**Mumps**

Inflammation of the "Parotid Gland." Caused by confine-

ment in close or overheated stables. There is a swelling of the gland, sore throat, cough, difficulty in breathing and swallowing.

Treatment: Hot water fomentations and apply "Dr. Clark's White Liniment" or "Dr. Clark's Absorboi," and, if necessary, hot poultices. ("Thermogistine" is best for poultices).

**Muscles—"Rupture of"**

Treatment: Apply hot fomentations and then "Dr. Clark's White Liniment" or "Dr. Clark's Absorboi." When the inflammation is reduced and if there exists a shrunken condition of the muscles apply once every two or three weeks, if necessary, "Dr. Clark's Fire Blister." Give horse exercise and also massage the parts if possible to develop the Muscles.

**Myositis**

A stiffness of the muscles brought on by a chill after being heated. Treatment: Apply hot fomentations and then "Dr. Clark's White Liniment" to the parts. The trouble will disappear in a few days.

**Nail Punctures or "Nail in the Foot"**



This produces lameness and swelling. Treatment: Remove the shoe, pull out the nail, pare the hoof around

the puncture, wash out with an antiseptic solution made with one quart of warm water and one tablespoonful "Dr. Clark's Creol," then apply "Dr. Clark's White Liniment." Put the foot in a linseed meal poultice or

Never neglect a swelling or a sprain, apply Dr. Clark's White Liniment at once.

# THERMOGISTINE

"An Antiseptic and Concentrated "ready-to-use" Poultice."

This compound is far superior to the old fashioned poultice,—far more effectual, does not dry out, keeps moist for 24 hours, retains the heat for many hours, wonderful softening action on the tissues, clean, handy, easy, and quick to apply, is soothing, healing and antiseptic. Good for man or beast.

All that is necessary is to heat the can and apply the poultice.

Used in Veterinary practice for:

## HORSES

Abscess  
Bog Spavin  
Stone Bruises  
Bursal Enlargements  
Canker of Foot or Hoof  
Carbuncle  
Coffin Joint  
Lameness  
Corns  
Coronitis  
Garget  
Hard or Inflamed Udder  
Gravel

Grease or Grease Heel  
Mumps  
Nail Punctures  
Navicular Disease  
Quittor  
Fistula of Coronet  
Roaring or Whistling  
Thrush

## CATTLE

Abscess  
Bronchitis  
Cough  
Hoof Ailments

Lung Inflammation  
Pleurisy  
Pneumonia  
Etc.

## PIGS

Founder  
Sore Feet  
Sore Throat  
Abscess  
Etc.

## DOGS

Abscess  
Sore Feet  
Etc.

Use this in all disorders that you would use the usual old-fashioned poultice.

# THERMOGISTINE

Sold in  $\frac{1}{4}$  pound, 1 pound and 5 pound cans.

THE MARTIN, BOLE & WYNNE CO.

SOLE PROPRIETORS

WINNIPEG, CANADA

"Thermogistine soothes and draws."



**Nail Punctures or "Nail in the Foot"—Cont.**

"Thermogistine" and when the inflammation has subsided apply "Dr. Clark's Hoof Ointment" to heal it.

**Navicular Disease**

Lameness in the fore feet. The affected foot is hot and sore. In this malady the joint in the centre of the base of the foot becomes ulcerated—this ailment is usually found in horses that do much work on hard pavements or roads causing a bruising or strain of the tendon which passes underneath the navicular bone above the frog causing inflammation and subsequent ulceration.

Treatment: Apply poultices of "Thermogistine" once a day for a week, then "Dr. Clark's Hoof Ointment," apply "Dr. Clark's White Liniment" to the leg down to the hoof, turn the animal out to pasture if possible. When the lameness has disappeared put on a wide shoe with rubber pads.

In chronic cases of this ailment a cure is impossible, but relief may be obtained by getting your Vet. Surgeon to cut the nerves which go to the foot.

**Nasal Gleet**

See under "Gleet."

**Nasal Tumors or Obstructions**

Have your Vet. Surgeon operate.

**Nasal Discharge**

Treatment given under "Catarrh" also under "Gleet."

**Navel Ill**

Dress the navel of the foal with an antiseptic solution made with one quart warm water and one tablespoonful of "Dr. Clark's

Creol," and then dust on subnitrate of bismuth.

**Neck Sores**

Usually caused by the collar, particularly during the plowing season when there is a downward pull.

Treatment: Apply "Dr. Clark's British Gall Cure," and pad or adjust the collar.

**Necrosis of the Jaw**

Get your Vet. Surgeon to operate. Only treatment that may do any good except operating is given under "Caries."

**Nephritis**

See under "Kidney Inflammation."

**Occult Spavin**

Same as bone spavin in its nature—is located between the joint and the enlargement is not seen. Treat the same as for bone spavin (this ailment is often mistaken for Hip Lameness).

**Oedema**

Is a swelling or puffiness. The animal swells in the legs, neck or under the belly. The cause is from the animal not being in good condition.

Treatment: Give a dose of "Dr. Clark's Purging Ball," then a few doses of "Dr. Clark's Nitergin." Give bran mash, and then put horse in good condition with "St. John's Condition Powders."

**Opacity of Cornea**

A bluish-white scum over the eye. Treatment: Sometimes this trouble can be relieved to a certain extent by blowing a small quantity of calomel from a quill into the eye.

**Ophthalmia**

See under "Eyes-Sore."

**Open Joint**

This trouble is serious and often fatal. Always consult your Vet. Surgeon.

This trouble is caused by a penetrating wound which allows the Synovia (Joint oil) to escape and pus forms.

Treatment: Syringe the parts with an antiseptic solution made with one quart of warm water and one tablespoonful of "Dr. Clark's Creol," and then fill the wound with the following paste:

"Dr. Clark's Creol," 30 drops.

Glycerine, 2 teaspoonfuls

Flour to make a thick paste.

Smear over the edges of the wounds "Dr. Clark's Creol Soothing Salve" and cover the whole with a cold "oil cake poultice," change twice a day until pus ceases to form, then omit the paste and use only poultices. Keep the horse in good condition with "St. John's Condition Powders."

**Orchitis—"Inflammation of the Testicle"**

Caused by injuries or over-stimulation. The parts are hot, swollen, and tender, the animal suffers much pain.

Treatment: Give a dose of "Dr. Clark's Purging Ball," and for two days night and morning, give "Dr. Clark's Nitrogin," and a bran mash. Bathe the parts every four hours with the following lotion:

Arnica,	1 ounce
Laudanum,	1 ounce
Sugar of Lead,	$\frac{1}{2}$ ounce
Hot water,	3 pints
Mix.	

If this does not reduce the swelling

apply the following night and morning:

Iodide of lead,	2 drams.
Extract of Belladonna,	2 drams.
Vaseline,	3 ounces.
Mix.	

**Over-reaches**

Usually found in young horses and pacers, when the heel of the front foot strikes the toe of the hind foot an inflamed sore is caused between the hair and the hoof producing lameness.

Treatment: Apply "Dr. Clark's White Liniment" and get your blacksmith to look after the shoeing

**Out of Sorts**

If your horse is in this condition it may be due to worms, if so, give "St. John's Worm Powders." Give "St. John's Condition Powders" in any case it will put vim into the animal.

**Out of Condition**

You can put your horse in the best of condition with "St. John's Condition Powders" or "New Century Horse and Cattle Food."

**Paralysis—"Partial"**

Similar to "Locomotor Ataxia," use much the same treatment.

**Parotid Gland—"Inflammation of"**

Treatment given under "Mumps"

**Paralysis of the Bladder**

Treatment given under "Bladder Paralysis."

**Pastern—Sprained**

A strain of the small ligaments and tendons passing over the front of the pastern. (May be mistaken for ringbone).

Treatment: Give a few days



For spring work, put your horses in good condition with St. John's Condition Powders

**Pastern—Sprained—Cont.**

rest and apply "Dr. Clark's White Liniment," night and morning. "Dr. Clark's Absorbol" also good.

**Pastern Joints—"Dislocation" or "Knuckling Over"**

May be caused by some disease of the foot—overwork, or weakness of the joints.

Treatment: Rest the animal and apply "Dr. Clark's Fire Blister" to the joints, repeat every two weeks for a few months. Give "St. John's Condition Powders," night and morning and to each dose add  $\frac{1}{2}$  a teaspoonful of phosphate of lime. If the ligaments are ruptured nothing can be done.

**Parasites**

Cause mange, itch and other skin ailments and are contagious. (See cut of parasites under "Mange").

Treatment: Wash the parts with an antiseptic solution made with two tablespoonfuls of "Dr. Clark's Creol," and one quart of warm water, and put the animal in a healthy condition with "St. John's Condition Powders."

**Patella—"Dislocation"**

Back up the horse to relax the tendons then push inward and forward on the whirlbone until it goes back into place. (See illustration under "Dislocations.") Apply to both stifles "Dr. Clark's Fire Blister," and rest for about 10 days or more, then give gentle exercise.

**Peritonitis—"Inflammation of the Bowel Membranes"**

This is a serious ailment and often fatal.

Treatment: Give "Dr. Clark's Chill and Fever Cure" 3 times a day. If abdomen fills with water it should be tapped. Give 1 pint of raw linseed oil with a tablespoonful of tincture of nux vomica—also apply hot fomentations to the belly.

**Pericarditis**

Treatment given under "Heart Sac Inflammation."

**Pimples or "Surfeit"**

Caused by fat and rich blood, also inactive kidneys and a sluggish liver.

Treatment: Wash the parts with an antiseptic solution made with two tablespoonfuls of "Dr. Clark's Creol" and one quart warm water, and give "Dr. Clark's Purging Ball," feed on bran mash. Then make all the organs healthy and active with "St. John's Condition Powders." Give it for 3 or 4 weeks.

**Pink Eye**

Treatment given under "Influenza."

**Pharyngitis**

Inflammation of the throat and glands. It is almost impossible for the animal to swallow—even water.

Treatment: Apply "Dr. Clark's White Liniment" and hot fomentations externally, and give internally "Dr. Clark's Chill and Fever Cure," night and morning. Also give a few doses of "Dr. Clark's Lung and Heave Cure," bran mash and soft feed. If it is necessary give injections of oatmeal gruel. "Dr. Clark's Distemper Cure" is also an excellent remedy.

For sore shoulders and collar galls nothing can equal "Dr. Clark's British Gall Cure"

# DR. CLARK'S NITER-GIN

This compound is a veritable triumph in Veterinary Science as a perfect and non-irritating diuretic remedy.

In this preparation we have overcome the irritating and injurious action usually associated with Sweet Nitre and other diuretic remedies and have a remedy which stands at the pinnacle of excellence and reliability for ailments of the Kidneys, Bladder, Urinary Organs, etc.

Recommended for:

## HORSES

Azoturea  
Bladder  
Tronbles  
Cystitis  
Dropsey  
Isahnrea  
Weak Kidneys  
Oedema  
Orchitis  
Excessive  
Sweating  
Urinary Incontinence  
Etc.

## CATTLE.

Bloating  
Cleaning  
Tympanitis  
Bronchitis  
Bloody Milk  
Brain Inflammation  
Catarrh

Golic  
Coryza  
Cold in Head  
Oough  
Dew Blown  
Fog Sickness  
Hooven  
Jaundice  
Lung Inflammation  
Red Water  
Swelling with Gas  
Texas Fever  
Inflammation of Lungs  
Pneumonia  
Etc.

## SHEEP.

Bloating  
Bronchitis  
Blast  
Catarrh  
Coryza

Cough  
Cold in Head  
Dropsey  
Fog  
Fevers  
Feverish Conditions  
Hooven  
Impaction of Rumen  
Etc.

## PIGS.

Acute Indigestion  
Boils  
Carbuncles  
Hog Cholera  
Milk Fever in Sows  
Etc.

## DOGS.

Kidney Ailments

# Dr. Clark's Niter-gin

Price 50 Cents per Bottle.

THE MARTIN, BOLE & WYNNE CO.

SOLE PROPRIETORS

WINNIPEG, CANADA.

For cattle use "Dr. Clark's Niter-gin."

### Pleurisy

Inflammation of the lining of the walls of the lungs.

Symptoms: Grunting—the animal seems in pain when turned around, rapid and short breathing, a dry hacking cough.

Treatment: Give "Dr. Clark's Chill and Fever Cure" three times a day also two tablespoonfuls of "Dr. Clark's Lung and Heave Cure," blanket the animal. Rub the chest and body of the fore legs with "Dr. Clark's White Liniment," feed light with grain, give plenty drinking water, and keep the animal warm.

### Pneumonia

Consult your Vet. Surgeon. Follow much the cause of treatment given under "Bronchitis" and "Pleurisy."

### Poll Evil



An injury or bruise on the head causes this trouble. If the trouble is recent, syringe out the ulcerated parts with an antiseptic solution made with one quart of warm water and two tablespoonfuls of "Dr. Clark's Creol," then apply "Dr. Clark's White Liniment." If the ulceration has reached the bone the only thing that can be done is to use the treatment given under "Caries." "Dr. Clark's Barb Wire

Liniment" is also an excellent curative application.

### Polypus

Get your Vet. Surgeon to operate.

### Polyuria

Frequent passing of small quantities of light colored urine. This ailment is usually caused by irritation of the bladder.

Treatment: Night and morning give  $\frac{1}{2}$  a teaspoonful of boracic acid with a dose of "St. John's Condition Powders."

### Pricking From Nails

Treatment given under "Nail Punctures."

### Proud Flesh

Sprinkle the "proud flesh" with a small quantity of powdered blue-stone or burnt alum and then apply "Dr. Clark's Barb Wire Liniment." You can prevent proud flesh by using an antiseptic solution made with one quart of warm water and two tablespoonfuls of "Dr. Clark's Creol."

### Prurigo

An itchy ailment of the head, neck, mane and root of the tail, due to a deranged state of the system.

Treatment: Use the same method as that given under "Pimples."



### Puffs or Swellings

Treatment: Always apply as soon as possible "Dr. Clark's White Liniment," and also hot water fomentations with "Dr. Clark's Absorbol."

**Pumiced Feet**

Nothing can be done to cure this ailment.

**Pyemia—(Blood Poisoning)**

Give three times a day the following dose:

Tincture of iron, 6 drams.

Tincture of gentian  
compd., 6 drams.

Tincture of ginger, 6 drams.

Mix—One dose.

Night and morning give "St. John's Condition Powders," and also give the horse good feed.

**Quarter Crack**

Treatment given under "Cracked Hoof."

**Quarter—False**

Treatment given under "False Quarter."

**Quinsy**

Sore throat with the formation of abscesses.

Treatment: Apply poultices and "Dr. Clark's White Liniment" to the throat, and if feverish give "Dr. Clark's Chill and Fever Cure," one powder night and morning.

**Quittor—(Fistula of the Coronet)**

This ailment is a running sore at the top of the hoof next to the hair and there is a discharge of pus.

Treatment:

Poultice the parts for 24 hours with "Thermogistine" then open and let out the pus, inject an antiseptic solution made with one quart of warm water and one tablespoonful "Dr. Clark's Cre-

ol" twice a day, until the parts are free from pus, then apply "Dr. Clark's White Liniment" to heal it.

**Rheumatism**

Is caused by exposure to wet and cold.

Symptoms: Flying pains, the horse will be lame first in one foot then in another—there is a general stiffness in the legs, pain and often contraction of the muscles.

Treatment: Give "Dr. Clark's Chill and Fever Cure" night and morning, and apply "Dr. Clark's White Liniment" to the rheumatic parts. Keep the horse blanketed and warm and give gentle exercise to keep the joint oil from thickening.

**Rhinitis**

In this ailment the animal sneezes a lot and has a watery discharge from the nose.

Treatment: Give every morning and evening for 3 days "Dr. Clark's Chill and Fever Cure," or "Dr. Clark's Distemper Cure."

**Ribs—Broken**

Treatment is given under "Broken Ribs."

**Ring Bone**

A bony enlargement on the pastern caused by inflammation or rupture of the thin lining between the bones causing the bone to unite or knit together.

Treatment: If the trouble is recent apply hot fomentations

Chronic enlargements are reduced by applying "Dr. Clark's Fire Blister"

**DR. CLARK'S**

# CREOL

This is an antiseptic preparation—an improvement on Creolin, Carbolic Acid, Cresol and other similar compounds.

It is used in a diluted form from  $\frac{1}{4}$  to 2 tablespoonfuls to a quart of water.

Of great value in the following disorders:

HORSES.	HORSES.	HORSES.	CATTLE.	SHEEP.
Abscess	Farcy	Inflammation	Abortion	Bites from
Abortion	Foul Sheath	of Womb	Abscess	Dogs
Bone Ulceration	Gleet	Wounds	Cleaning	Wounds
Broken Knee	Gravel	Etc.	Bed Sores	Etc.
Canker of Hoof	Itchy Skin	Mangey Skin	Black Leg	
Canker of Foot	Parasites	Inflamed Jugular	Clap in Bulls	
Capped Hock	Pimples	Leg Mange	Gonorrhoea in Bulls	DOGS.
Capped Elbow	Sunfeet	Lencorrhoea	Pook	Cuts
Caries	Poll Evil	Whites	Quarter Ill	Wounds
Clap	Proud Flesh	Lichen	Warbles	Lice
Contused Fetlock	Prurigo	Pimple Skin	Wounds	Fleas
Cracked Heels	Quittor	Lice		
Chapped Heels	Ring Worm	Mange		POULTRY.
Cuts	Running Sores	Nail Punctures		Roup or Gapes
Decayed Bone	Scratches	Navel Ill		
Disinfectant	Itchy Tail	Open Joint		
Elbow Lameness	Barb Wire			
Eczema	Tears			
Erysipelas	Thrush			
	Ulcerations			
	Urticaria			

## Dr. Clark's Creol

Price 50 Cents per Bottle.

**THE MARTIN, BOLE & WYNNE CO.      SOLE PROPRIETORS**  
**WINNIPEG, CANADA**

"Creol prevents blood poisoning."

**Ring Bone—Cont.**

and "**Dr. Clark's Spavin Cure**" for a few days. If this does not reduce it, clip the hair around the enlargement and apply "**Dr. Clark's Fire Blister**"; rub it in for 5 minutes (tie the horse's head so that he cannot touch the parts for 24 hours). Wash off after 24 hours and apply "**Dr. Clark's Creol Soothing Salve**." Repeat again in two weeks if necessary—rest the animal in the meantime.

**Ring Worm**

A vegetable parasitical growth. Symptoms: A circular scurfy skin.

Treatment: Wash the parts with warm water and soap, then apply an antiseptic solution made with one quart of warm water and two tablespoonfuls of "**Dr. Clark's Creol**."

**Roaring or Whistling**

Symptoms: There is a whistling, roaring or a thick wind and sore throat.

Treatment: Every morning give "**Dr. Clark's Chill and Fever Cure**," and three times a day give two tablespoonfuls of "**Dr. Clark's Heave and Lung Cure**." To the throat apply poultices of "**Thermogistine**" and "**Dr. Clark's White Liniment**," feed on bran mash and hoiled oats and give the animal plenty of water to drink.

**Round Bone Sprain**

Treatment: Apply hot fomentations and "**Dr. Clark's Spavin Cure**." Put horse in a loose box stall, give gentle exercise to prevent stiffness. If necessary use a sling for the first few days.

**Rupture**

Consult your Vet. Surgeon, also see remarks given under "Hernia."

**Rupture of the Bladder**

Nothing can be done in such a case.

**Rupture of Muscles**

See under "Muscles."

**Running Sores**

Wash the parts and inject with an antiseptic solution made with one quart of warm water and one tablespoonful "**Dr. Clark's Creol**," remove all causes of irritation and then apply "**Dr. Clark's White Liniment**" or "**Dr. Clark's Barb Wire Liniment**."

**Saddle Galls**

See treatment given under "Galls."

**Sand Cracks**

Use same treatment as given under "Cracked Hoof."

**Sallenders**

See treatment given under "Malenders."

**Salivation or Slavering**

Get your Vet. Surgeon to examine the animal's teeth.

**Scalds**

Usually caused by the harness rubbing when the horse is hot.

Treatment: Apply "**Dr. Clark's British Gall Cure**" and adjust the harness to remove the cause of the scald.

**Scratches**

Use same treatment as given under "Cracked Heel."

**Scours**

May be caused by overfeeding or improper mastication. Get your Vet. Surgeon to examine the animal's teeth.

"When the kidneys are sluggish make them healthy with "**Dr. Clark's Nitergin**"



### Seedy Toe



A dry mealy condition of the wall of the toe, causing a splitting or separation of the wall.

**Treatment:** Remove the shoe pare away and remove the

mealy substance then apply freely "**Dr. Clark's Hoof Ointment.**"

Also apply once every two or three weeks to the coronet "**Dr. Clark's Fire Blister.**" Pare hoof like this cut and then apply a clip shoe.



### Sheath Foul

Treatment given under "**Foul Sheath.**"

### Shedy Feet

Apply night and morning "**Dr. Clark's Hoof Ointment.**"

### Shins—"Sore"

Remove the shoes and give the animal rest. Apply hot water fomentations and "**Dr. Clark's White Liniment,**" continue this treatment until all soreness is removed. Sometimes in severe or chronic cases it may be necessary to apply "**Dr. Clark's Fire Blister.**"

### Shoulder Lameness

Make a thorough examination right down to the hoof—for usually the cause of the lameness

will be found below the knee. When you have found the cause cure the trouble according to the directions given under the specified ailment in this book. It is always a good plan to apply "**Dr. Clark's White Liniment**" in any case.

### Shoulders—"Sore"

Quickly cured with "**Dr. Clark's British Gall Cure.**"

### Shoulderslip

Treatment given under "**Sweeney.**"

### Shoe Boil

Treatment given under "**Capped Elbow.**"

### Side Bones

This is a hardening or ossification of the lateral cartilages of the fore feet. This trouble is found almost entirely among heavy horses and may be caused either by high calks or hard pavements and roads. You can detect this trouble by passing your fingers over the part in this trouble the cartilages are stiff and solid.

**Treatment:** Apply hot fomentations and "**Dr. Clark's White Liniment.**" When the soreness has left apply "**Dr. Clark's Fire Blister**" once every two weeks. This is all that can be done—sometimes an operation helps in this trouble.

### Sitfasts

Is an ailment where an injury has caused dead tissue to form, which should be removed. By applying "**Dr. Clark's White Liniment**" the healthy parts are made active and the dead and useless tissue can then be readily removed. (Also see under "**Treads.**")

To prevent blood poisoning always use a solution of "**Dr. Clark's Creol**"

# DR. CLARK'S Spavin Cure

This powerful and concentrated compound is without any exception the most penetrative and reducing liquid that have ever been introduced anywhere.

It is recommended for:

Spavins (of all kinds)	Swollen Legs	Etc.
Callus Growths	Splint	Bone Spavin
Enlargements	Rheumatism	Bog Spavin
Curb	Swellings	Occult Spavin
Wind Galls	Strains	Lumps
Founder	Sprains	Swellings
Ringbone	Puffs	Growths
Shoe Boil	Capped Knee	Etc.
	Capped Hocks	

In old or chronic cases of Spavin and Bony Enlargements it may be necessary to use "Dr. Clark's Fire Blister" with "Dr. Clark's Spavin Cure," in order to cure the trouble.

## Dr. Clark's Spavin Cure

Price \$1.00 per Bottle.

THE MARTIN, BOLE & WYNNE Co.      SOLE PROPRIETORS  
WINNIPEG, CANADA.

"If the trouble is curable, Dr. Clark's Spavin Cure will cure it."

### Skin Diseases

Use as a wash an antiseptic solution made with one quart of warm water and one to two tablespoonfuls of "Dr. Clark's Creol."

### Sinuses—Diseased

Consult your Vet. Surgeon. Sometimes the same treatment as given for "Catarrh" will help very much in this ailment.

### Skin—Itchy

Treatment is given under "Itchy Skin."

### Sneezing Spells

Treatment given under "Rhinitis."

### Sore Throat

See treatment given under "Laryngitis," "Roaring" and "Pharyngitis."

### Sore Mouth and Lips

Apply "Dr. Clark's Creol Soothing Salve."

### Spavin



A spavin is a bony enlargement on the inside of the hock. In recent cases and where not too serious, apply hot water fomentations and "Dr. Clark's Spavin Cure," and "Dr. Clark's

White Liniment." In old and chronic cases apply "Dr. Clark's Fire Blister" once every two weeks; raise the heels and give rest. Leave the "Dr. Clark's Fire Blister" on for 24 hours (tie up the horse's head so that he cannot touch it) then wash off

and apply "Dr. Clark's Creol Soothing Salve."

### Spavin—"Blood"

Treatment given under "Blood Spavin."

### Spavin—"Bog"

Treatment given under "Bog Spavin."

### Spavin—"Bone"

Treatment given under "Bone Spavin."

### Spavin—"Occult"

Treatment given under "Occult Spavin."

### Spasms or Cramps in the Muscles

Treatment: Give at once a dose of "Dr. Clark's Purging Ball," then 1 ounce of Bromide of Potash in bran mash three times a day and apply to the parts "Dr. Clark's White Liniment," or "Dr. Clark's Absorbol."

### Spinal Weakness

Adopt much the same treatment as that given under "Locomotor Ataxia" and "Paralysis."

### Splint



This is a bony formation on the inside of the fore leg about 3 inches below the knee joint—usually this trouble is in young horses that are worked too hard. The horse will likely walk sound but will trot lame.

Treatment: Use the same method as that given under "Bone Spavin."

### Sprains—"Any kind"

Always apply hot water fomentations then "Dr. Clark's White Liniment," or "Dr. Clark's Absorbol," bandage and rest.

Cows will give richer and more milk if you give "St. John's Condition Powders"

**Sprained Back**

See under "Back Sprains."

**Sprain of Back Tendon of Fore-legs**

Treatment: Apply hot water fomentations then "Dr. Clark's White Liniment," or "Dr. Clark's Absorbol," bandage and raise the heels about an inch with shoes. Rest the animal until better.

**Strangles**

Treatment given under "Dis-temper."

**Stocks or Stocking**

A swelling of the legs.

Treatment: Give exercise, after working, bandage, cool the legs in summer with cold water, reduce the feed and give night and morning, "St. John's Condition Powders."

**Stomach Stagers**

Caused by over-eating and impaction of the stomach.

Treatment: Give a dose of "Dr. Clark's Purging Ball," follow in a few hours with a pint of raw linseed oil, feed on bulky food. If ailment is very alarming follow out the treatment given under "Colic."

**Stified**

See under "Patella Dislocation" for treatment.

**Stifles—(Weak)**

Use "Dr. Clark's Absorbol."

**Stifle—"Enlarged"**

Apply "Dr. Clark's Fire Blister" (tie up the horse's head for 24 hours) leave on this salve for 4 days, then wash off and apply "Dr. Clark's Creol Soothing Salve."

**Stiff Joints**

If the trouble is recent apply "Dr. Clark's White Liniment" or "Dr. Clark's Absorbol," if chronic apply "Dr. Clark's Fire Blister."

**Strains of the Back Sinews**

For treatment see under "Sprain of Back Tendons."

**Stringhalt**

This is inflammation and contraction of the tendons of the leg. The animal lifts the foot much higher than the rest. Nothing much can be done in this ailment. Sometimes Vet. Surgeons cut the

tendon in this ailment.

**Stone in the Bladder**

Difficulty and pain in making water—urine is often thick and dark.

Treatment: Have your Vet. Surgeon treat this and make an examination for stone.

**Stone Bruises**

Treatment given under "Bruises."

**Sunstroke**

Symptoms: When a horse suddenly stops sweating and dries off on a hot day, you can expect sunstroke.

Treatment: Apply cold water or ice to the head, give a wine glass of whiskey every hour. Sometimes the animal is very weak in the gait after sunstroke—if so, make an application of "Dr. Clark's Fire Blister" to the back.

The best tonic you give your cows is "St. John's Condition Powders"

# DR. CLARK'S Purging Horse Ball

This is an effectual non-gripping purgative for horses and overcomes the objections usually found in cathartics and purgatives. The action is prompt and thorough; is easily administered.

Recommended in the following ailments:

Azoturea	Eczema	Mange
Big Leg	Epizootic	Oedema
Blind Staggers	Grease	Dropsy
Megrims	Grease Heel	Orchitis
Brain Inflammation	Indigestion	Pimples
Capped Hock	Influenza	Surfeit
Carbuncle	Pink Eye	Cramps in Muscles
Chilled Loins	Impaction of Bowels	Stomach Staggers
Congestion of Liver	Jaundice	Watery Farcy
Congestion of Kidneys	Yellowa	Weed
Constipation	Leg Mange	Yellow Waters
Dyspepsia	Lymphangitis	Etc.
Elbow Lameness	Malaria	

# DR. CLARK'S Purging Horse Ball

Price 50 Cents per Box.

THE MARTIN, BOLE & WYNNE CO.      SOLE PROPRIETORS  
WINNIPEG, CANADA

"They Cure Constipation."

58 "Once a week at least give your cattle a dose of St. John's Condition Powders"

### Suppression of Urine

Treatment given under "Urinary Suppression."

### Suspensory Ligaments—"Sprain or Rupture"

See treatment given under "Ligaments."

### Surfeit

Treatment is given under "Pimples."

### Sores

Apply "Dr. Clark's Barb Wire Liniment."

### Swamp Fever

Treatment: Give "Dr. Clark's Chill and Fever Cure," night and morning, in severe cases a wine glass of whiskey every three hours, feed liberal but do not overfeed, limit the amount of hay, give plenty of hoiled feed and bran to keep the bowels relaxed.

### Sweating—"Excessive"

Clip the animal, and for a while blanket when outside, exercise, give one dose of a pint of raw linseed oil on an empty stomach, limit the feed and give night and morning for one day "Dr. Clark's Nitargin," and then, night and morning, for 2 or 3 weeks, give "St. John's Condition Powders."

### Swelled Legs

See under "Oedema."

### Swellings

Apply "Dr. Clark's Absorbol" or "Dr. Clark's Spavin Cure" or "Dr. Clark's White Liniment."

### Sweeney

This is a wasting away of the muscles of the shoulders.

Treatment: Apply fomentations of hot water in which you have dissolved some salt, then apply "Dr. Clark's White Liniment" or "Dr. Clark's Spavin Cure." In chronic cases it may be necessary to use "Dr. Clark's Fire Blister," once every two or three weeks.

### Tail—"Itchy"

Sometimes caused by worms, if so give "St. John's Worm Powders." Usually the trouble is caused by a parasite and the treatment to adopt is that given under "Itchy Skin."

### Tears—From Barb Wire, etc.

Wash the wounds with an antiseptic solution made with one quart of warm water and one tablespoonful of "Dr. Clark's Creol" then apply "Dr. Clark's Barb Wire Liniment" to heal it. If very bad consult your Vet. Surgeon and have stitches put in.

### Tendon—"Inflamed"

Apply night and morning, "Dr. Clark's White Liniment" or "Dr. Clark's Absorbol."

### Tendonitis

For this trouble apply "Dr. Clark's Fire Blister" once every two or three weeks, give the horse a good rest and put out to pasture if possible.

### Teeth—"Aching, etc."

Have your Vet. Surgeon examine the teeth and treat them.

### Tenis

For treatment see under "Worms."

### Tape Worm

For treatment see under "Worms."

### Testicles—"Inflammation of"

Treatment as given under "Orchitis."

Never be without Dr. Clark's White Liniment in the stable

**Tetanus**

Treatment given under "Lock-jaw."

**Thrombosis**

This is a disease of the walls of the blood vessels which causes a thickening and narrowing of the tube and lessens the capacity to carry blood. The horse becomes lame after driving or working a while, and there is internal pain, almost similar to colic. When resting the animal is all right. This trouble is deep-seated and nothing can be done with it. Avoid excitement and overwork. This is about all you can do for the horse.

**Thrush**

Treatment given under "Canker of the Hoof."

**Thoroughpin**



This is a puff or swelling which appears on the outside of the hock, similar in appearance to "Bog Spavin" and causes stiffness and lameness. If the case is recent bathe

with hot water and apply "Dr. Clark's White Liniment" or "Dr. Clark's Absorbol." If it is chronic apply "Dr. Clark's Fire Blister" once every three weeks.

**Tongue—"Inflamed and Swollen"**

The tongue is swollen and there is a dribbling of saliva.

Treatment: Swab the mouth out 6 or 7 times a day with a

sponge dipped in the following solution:

- Acetate of lead, 20 grains.
- Water, 8 ounces.
- Dissolve.

**Treads**

Injuries to parts right above the hoof caused by one foot injuring the other by the calkin of the shoe, dead tissue forms, which must be removed.

Treatment: Apply "Dr. Clark's White Liniment" and remove the dead tissue.

**Tumor**

See under "Bony Tumors."

**Tumors**

Apply "Dr. Clark's Absorbol." Consult your Vet. Surgeon and have him operate on them.

**Tympanitis**

This trouble is usually present in "Flatulent Colic," the belly becomes distended with gas.

Treatment: The same as given under "Flatulent Colic."

**Udder—"Inflammation of"**

Treatment is given under "Mammitis."

**Ulceration of Bone**

Treatment given under "Caries."

**Ulcerations**

Wash out the ulcerated parts with an antiseptic solution made with one quart of warm water and one tablespoonful of "Dr. Clark's Creol," poultice and then heal with "Dr. Clark's White Liniment" or "Dr. Clark's Barb Wire Liniment."

**Urine—"Bloody"**

This is usually caused by a strain.

Symptoms: The animal is usually in a debilitated condition.

For worms in Pigs the best remedy is "St. John's Worm Powders"

**Urine Bloody—Cont.**

Treatment: Give flaxseed tea and night and morning "St. John's Condition Powders," and in order to check the bleeding night and morning for two days give 2 drams of powdered catechu in the feed.

**Urinary Incontinence**

Locate the cause for this trouble then treat it. Also give once a day flaxseed tea, and night and morning "St. John's Condition Powders."

**Urinary Suppression**

This trouble is generally caused by over-stimulation of the kidneys.

Treatment: Give two table-spoonfuls of "Dr. Clark's Nitergin," night and morning for two days, and then put the animal in good condition with "St. John's Condition Powders."

**Urticaria**

Same treatment as that given under "Pimples."

**Vein—"Inflammation of"**

This trouble is usually caused by an injury to the vein and subsequent inflammation.

Treatment: Bathe with cold water and then apply "Dr. Clark's White Liniment" or "Dr. Clark's Absorbol." See also under "Jugular Vein."

**Vertigo**

Weak and dizzy spells when working. This trouble is usually caused by pressure of the collar on the neck veins, and also may be caused by indigestion.

Treatment: See that the collar is loose and does not press on the veins and also cut down the quantity of feed.

**Warts**

Treatment: Tie a piece of rubber or a silk thread tightly around the base of the wart and keep tightening it every 3 or 4 days until the wart drops off, then make a few applications of "Butter of Antimony."

**Water Farcy**

Treatment given under "Big Leg"

**Water in the Chest (Hydrothorax—"Short Winded")**

This ailment usually is caused by pleurisy, the horse's chest fills with water. There is dilation of the nostrils and heaving of the flank.

Treatment: Give a few doses of "Dr. Clark's Chill and Fever Cure" and hot fomentations to the sides; three times a day give two table-spoonfuls of "Dr. Clark's Lung and Heave Cure," if the animal is not better in a week get the Vet. Surgeon to tap the animal to remove the excess of fluid.

**Weed**

Treatment given under "Big Leg."

**Whistling**

Treatment given under "Roaring."

**Whites**

Treatment given under "Leucorrhoea."

**Withers Fistulous**

Treatment given under "Fistulous Withers."

**Wind Galls**

Treatment given under "Galls."

**Wind Puffs**

Apply hot fomentations, dry the parts, then apply "Dr. Clark's White Liniment" or "Dr. Clark's Absorbol."

You'll get extra work out of a horse if you give him "St. John's Condition Powders"



# ST. JOHN'S Condition Powders

For 20 years these well-known powders have been used throughout the length and breadth of this country, and everywhere they have won the highest words of recommendation. Nothing better has ever been introduced to stock-owners. These powders are full of concentrated curative and tonic action—they contain the best that is known to Veterinary Therapeutic science. You can depend on their doing good. These celebrated powders are used in the following ailments:

## HORSES

Abscesses  
 Anaemia  
 Weak Blood  
 Impure Blood  
 Loss of Appetite  
 Atrophy of the Heart  
 Bladder Troubles  
 Bladder Paralysis  
 Broken Wind  
 Catarrh  
 Catarrh of the Bowels  
 Chordae  
 Stiff Neck  
 Clap  
 Gonorrhoea  
 Congestion of Liver  
 Congestion of Kidneys  
 Constipation  
 Oresae or Oresae  
 Heel  
 Constitutional Diseases  
 Cribbing  
 Crural Paralysis  
 Cystitis  
 Diarrhoea  
 Dropsy  
 Dyspepsia

## HORSES

Eczema  
 Encoreosis  
 Enlargement of Heart  
 Epizootic  
 Erysipelas  
 Founder  
 Heaves  
 Hide Bound  
 Indigestion  
 Influenza  
 Itchy Skin  
 Mangey Skin  
 Jaundice  
 Yellow  
 Weak Kidneys  
 Leucorrhoea  
 Lichen  
 Pimpley Skin  
 Inflammation of Liver  
 Hypertrophy of Liver  
 Locomotor Ataxia  
 Malaria  
 Mud Fever  
 Oedema  
 Open Joint  
 Out of Sorts  
 Out of Condition

## HORSES

Partial Paralysis  
 Pimples  
 Surfeit  
 Polyuria  
 Pyemia  
 Blood Poisoning  
 Excessive Sweating  
 Bloody Urine  
 Water Farcy  
 Wintering Stock  
 Worms  
 Yellow Waters  
 Etc.

## CATTLE

Abortion  
 After Pains  
 Abnormal Appetite  
 Anaemia  
 Weak Blood  
 Poor Blood  
 Impure Blood  
 Bronchitis  
 Black Leg  
 Clue Bound  
 Staggers  
 Fardal Bound  
 Constipation  
 Cow Pox  
 Debility

## CATTLE

Ergotism  
 Heart Palpitation  
 Hide Bound  
 Jaundice  
 Leucorrhoea  
 Inflammation of Lunge  
 Lumbago  
 Loss of Cud  
 Nervous Fever  
 Paralysis  
 Palsy  
 Pock  
 Quarter Ill  
 Rheumatism  
 Texas Fever

## SHEEP

Appetite  
 Impaction of Rumen  
 Wool Falling Off  
 Out of Condition

## PIGS

Bolls  
 Caruncles  
 Indigestion  
 Milk Fever in Sows

## POULTRY

Debility, Etc.

## St. John's Condition Powders

Sold Everywhere for 25 Cents a Package.

THE MARTIN, BOLE & WYNNE CO.

SOLE PROPRIETORS

WINNIPEG, CANADA

the best that money can buy."

### Wintering Stock

See that your stables are warm, free from draughts and yet at the same time well ventilated, and give "St. John's Condition Powders."

### Wind—"Short"

See under "Water on the Chest."

### Womb—"Inflammation of"

This trouble is caused by injury or exposure and usually shows itself a few days after foaling.

Symptoms: Fever, straining, arched back, colicky pains, animal looks toward the flanks, a dark discharge.

Treatment: Give a pint of raw linseed oil. Inject an antiseptic solution made with one quart of warm water and two teaspoonfuls of "Dr. Clark's Creol," night and morning give "Dr. Clark's Chill and Fever Cure"—feed light and keep warm.

### Worms



Symptoms: A scurfy yellow mucus accumulates around the

margin of the anus, capricious appetite also a ravenous appetite, irregular movement of the bowels, the droppings contain shreds of mucus, the hair dull and rough, pot belly, fetid breath, a dry hacking cough, the horse turns up his lip and rubs it against the wall, manger, post or any other solid substance that he can rub it against—also licks the wall and appears uneasy.

Treatment: Give "St. John's Worm Powders" and then put the animal in good condition with "St. John's Condition Powders."

### Worms—Pin Worms—"Ascari-des"

These worms affect the rectum and cause intense itching, the horse switches and rubs his tail against the wall.

Treatment: Give "St. John's Worm Powders," and also injections of an infusion made with one quart of hot water and 2 ounces Quassia Chips. Let steep half an hour and strain.

### Wounds

Wash the wounds with an antiseptic solution made of warm water, one quart, and "Dr. Clark's Creol" one tablespoonful; and then apply "Dr. Clark's White Liniment" or "Dr. Clark's Barb Wire Liniment."

### Yellows or Yellow Waters

Treatment for this ailment is given under "Jaundice."

## Additional Information About Horses

### Foaling (Parturition)

The mare, after being put to the horse and gets in foal, usually carries her foal eleven months, but some vary a few days less, while others may go as long as twelve months. The covering around the foal is called the cleaning, placenta, or after-birth, and is attached to the inside of the womb to the little processes called villi; connecting the after-birth, and the foal, is the navel string or umbilical cord. Between the foal and the after-birth is a fluid (the use of which is to protect the foal from being injured while its mother is moving around.) This fluid is called the amniotic fluid.

### How to Tell when a Mare is With Foal

The mare becomes quieter in disposition, and thrives better; the belly gradually becomes distended and at the end of the sixth or seventh month, after the mare has taken a drink of cold water the foal will move around. On account of the foal lying to the left side, the moving of it can be noticed plainer on that side of the mare than it can be on the right side. Also, another way to tell is by oiling the hand and passing it into the passage and find out if the neck of the womb is sealed and tight. In some cases you can feel the foal in the womb, at the same time you are examining the neck. This is the surest method of telling, especially if the mare is only in foal a short time and it is very small. During the time of carrying the foal the mare does not come in season every

three weeks, although mares have been known to take the horse and still be with foal.

### The Way to Use a Mare When With Foal

Keep her in her natural condition as nearly as possible. Feed fairly well, although it is not well to have her too fat. Keep her out running around every day if it is fine, so as to have good exercise. It does not hurt a mare to work her as long as the work is light and steady, but never pull her too heavy or back her up suddenly, for mares often lose their foal by doing this.

### Signs of Immediate Foaling

Falling away at each side of the tail is very noticeable. Wax or milk will run away from the teats a day or so before foaling. A few hours before foaling the mare is uneasy; labor pains come on, and she is noticed to strain. Soon the water bag appears, the pains become worse, the mare strains and lies down. If the foal is coming, as it should, the head and front feet will make their appearance, after this the mare should be delivered of it in a very few minutes. If the mare has much difficulty, it is well to pull upon the legs while she is straining. Generally the cleaning comes away with the foal. When the cleaning comes away without being broken the colt is apt to smother; it is always best to have some one present during foaling to break the cleaning or after-birth and save the foal from smothering.

Your mare will be healthy if you feed "St. John's Condition Powders."

### The Navel or Umbilical Cord

If this cord does not break immediately after foaling, take a string and tie it tightly about an inch from the belly, then cut it about an inch from the tie. Leave the string tied on, until it drops off—this prevents bleeding.

### How to Drench a Horse

Have a halter on the horse and take him some place where there is room for his head to be held up high, then place a twitch on his nose. A twitch is a handle of some kind, about three feet long, at the end is a hole through which is a small rope tied to form a ring. This rope is slipped over the horse's nose and twisted up pretty tight, then hold the horse's head up high by lifting on the twitch. This is to keep the medicine from running out when poured into his mouth. Have an assistant to hold the twitch while you, with a black bottle which contains the drench, slip the neck of the bottle into the mouth from the side where there are no teeth; only pour a little out of the bottle at a time, as you might choke the horse. If he goes to cough let his head down immediately until through coughing, then continue the drenching, but don't be in too big a hurry to empty the bottle.

### How to Bleed the Horse

Place a small rope, or plow cord, in the form of a slip-knot, over the horse's neck and draw it tight enough to swell the jugular vein on the left side of the neck, moisten the hair over the swelling and hold the fleames—which must be clean—lengthwise with the vein; have an assistant to hold the rope, and also cover the horse's

left eye so he cannot see you. When you are satisfied the fleames set over the vein strike them a quick, sharp blow with a stick of some kind, which, as soon as the vein is cut, will send a stream spurting out of the hole. Continue holding the rope tight until it has bled enough. Always catch the blood in a pail so you know how much you take away. When it has bled enough let the rope slack, which will stop the bleeding. Then take a bright new pin and run it through the two edges of the skin bringing them together, then wind a string around the pin so it cannot get off; leave the pin in for twenty-four hours after bleeding; tie the horse's head up and do not let him out to grass or eat anything that will cause him to keep his head down to the ground until the vein is healed. Be sure your hands, the fleams and the pin are clean, for dirt or rust will set up inflammation of the vein. It is well to wash the hands, fleams, (or lance) and the pin in an antiseptic solution made with one tablespoonful of "Dr. Clark's Creol" mixed in a quart of warm water. This prevents any danger of inflammation or poisoning.

## Interesting Odds and Ends about Horses

### Aubury

A term applied to lumps raised by the bite of the gadfly, and other excrescences. One author says: "An aubury is a bloody wart on any part of a horse's body."

"Every Remedy in this book is full of curative value."

### Anticor or Anticow

A swelling along the belly extending back to the sheath. It was so called because first appearing against the heart. Some call it "Breast Pain" or heart sickness. Symptoms: Faltering in the fore legs, an inability to bow down the neck and a trembling all over the body.

Treatment: Give "St. John's Condition Powders," night and morning.

### Bishoping

Altering the apparent age of a horse by tampering with the teeth.

### Bitch-Daughter

Many years ago when a horse was ill from gross feeding, or overdone by hard work and hard usage, superstition said it was ridden by the "Bitch-daughter," an evil spirit, a meaningless but comfortable way of over looking their own neglect, and to cure it, a sickle, a horseshoe and a hollow stone were hung over the horse's back. This practice is referred to in Butler's "Hudibras," when speaking of the quack doctor, "Sidrophel:"

"Chase evil spirits away by hint,  
Of sickle, horseshoe, hollow flint."

### Bleeding Horses

Bleeding was formerly resorted to for every ailment, and that not only as a cure, but as a preventive of disease. We might almost say phlebotomy was a species of worship of our forefathers, and it had its regular feast days, when the life blood of the poor animals was poured out to honour and propitiate a god of their own ignorant creation. Greatest of these feast days was St. Stephen's Day. The following quaint lines

from Tusser's "Five Hundred Points of Husbandry" are illustrative of the practice:

Yer, Christmas be past, let  
horse be let blood,  
For mannie a purpose it dooeth  
him much good;  
The day of St. Steeven old fathers  
did use,  
If that do mislike thee, some  
other day choose.

The practice is said to have been brought into this country by the Danes. On St. Stephen's Day the Pope's stud was physicked and bled, St. Stephen being the patron saint of horses.

The following lines, from "Neogeorgus's Popish Kingdom," throw some light on the subject, but the writer evidently had no faith:

Then followeth St. Stephen's Day,  
whereon doth every man  
His horse jaunt and course abroad  
as swiftly as he can,  
Until they do extremely sweat,  
and then they let them blood;  
For this being done upon this day,  
they say doth do them good,  
And keeps them from all maladies  
and sickness through the year  
As if that Steven any time took  
charge of horses beare.

### Captain

A captain is a broken-winded or other unsound winded horse, got up for sale to be palmed on the unwary.

### Chest-founder

A term wrongly applied to founder in the feet. The local inflammation of founder in the feet often becomes general, hence, probably, the common error.

**Colt Evil**

A discharge from the penis, accompanied by swelling of the sheath and testicles, often caused by allowing young ungelded colts to run loose with mares.

**Cord and Crick of the Neck.**

Stiffness of the neck muscles from cold, the former term applies to a stage of strangles.

**Cropping**

The barbarous practice of cropping the ears of horses at one time obtained in this country; nothing can be said too strong in condemnation of leaving the internal ear of an animal exposed; our horse-men have given it up, but with many breeds of dogs the taste (?) of the owners still decrees that the external ear, which nature has provided as a protection to a most delicate organ, shall be cut away in obedience to a vulgar fancy.

**Crown Scabs**

Applied to a scurfiness and humourous discharge round the coronet. It should be treated in the same way as Grease.

**Docking**

Is the shortening of the substance of the tail.

**Falling Evil**

Or Falling Sickness (also called Planet-struck, Night-mare, or Palsy).

**Feltoric**

Another name for Anticor or Anticow.

**Frettige**

Another name for founder.

**Grogginess**

A term applied to a horse when he goes unsteady and blunderingly without apparent cause.

It is also called surbaiting, and may be caused by hard travel on macadamised roads, battering the hoofs, and producing stiffness and inflammation of the legs. It is characterised by a tottering gait or knuckling of the fetlock joint, showing weakness, and is often associated with disease of the navicular bone, or the tendon running over it.

**Grunters**

Are horses unsound in wind.

**Hammer and Pincers**

A term applied to horses over-reaching and striking the fore heels with the hind toes.

**Hungry Evil**

Over greediness in eating is so called, but, of course, it is only a symptom, not a disease.

**Interfering or Shackle Galls**

Striking one leg against the other. Shackle galling is any galling under the fetlock.

**Javart**

Another name for quittor.

**Kernels in the Throat**

Lumps, as strangles.

**Lask, or Bloody Flux**

Dysentery.

**Matlong**

An ulcer on the coronet.

**Moon-eye**

Dimness of sight, often preceding a cataract.

**Mules**

Rats'-tails, which see.

**Nicking**

Four or five cuts, one made across the under side of the tail—the object was to produce a cock-tail.

**Oslets**

A kind of splint near the knee bone on the inside is so called.

**Pearl Pin and Web**

A film on the eye, dimming the sight.

**Quidding**

Chewing the food into balls, and dropping it out of the mouth.

**Rats' Tails**

Excrescences discharging ichorous matter, extending from the middle of the shank to the fetlock.

**Scrupin**

A splint.

**Sleeping Evil**

Stomach staggers.

**Tetters**

A cutaneous disease, with itchi-ness, prurigo.

**Vives**

A swelling of the glands under the ears, often ending in tumor.

Treatment: Apply "Dr. Clark's Absorbol."

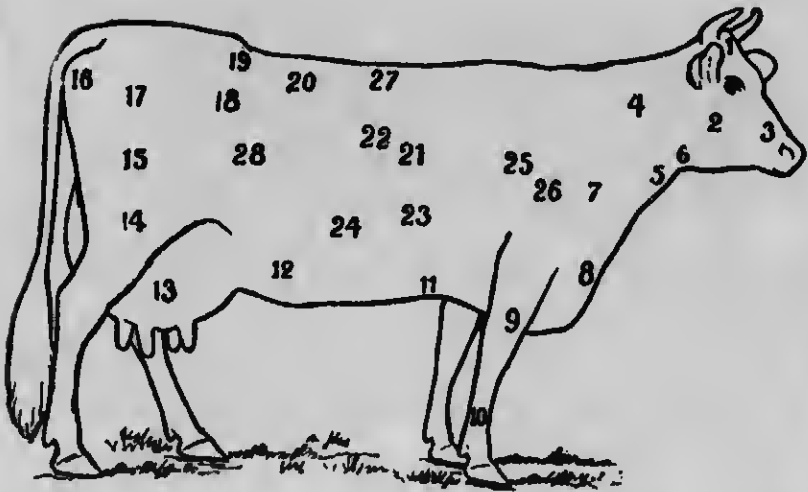


Every Remedy in this book is full of curative virtue.

To keep cattle in good condition, give St. John's Condition Powders.

# AILMENTS OF CATTLE

The Symptoms  
and The Cure



1—Forehead. 2—Cheek. 3—Muzzle. 4—Neck. 5—Neck-vein. 6—Throat. 7—Shoulder point. 8—Brisket or breast. 9—Arm. 10—Shank. 11—Chest. 12—Milk veins. 13—Udder. 14—Thigh. 15—Round bone. 16—Rump. 17—Bladder. 18—Womb. 19—Hips. 20—Kidneys. 21—First Stomach. 22—Second Stomach. 23—Third Stomach. 24—Fourth Stomach. 25—Lungs. 26—Heart. 27—Back, or Spine. 28—Intestines.

For wounds, injuries and swellings, apply Dr. Clark's White Liniment



### Abortion (or Slinking)

This particularly refers to contagious abortion, where many losses are incurred in a herd by some infection which causes abortion among cows.

Treatment: Isolate the cows that have aborted and night and morning syringe the vagina with a fountain syringe containing an antiseptic solution made with:

**"Dr. Clark's Creol"**  
—2 teaspoonfuls.  
Warm water — 1 quart.  
Mix well.

Also sponge the external parts with this solution.

Disinfect the stables.

Also give the cows once every two or three days the following:

**"Dr. Clark's Creol"** — 5 drops.  
Glycerine — 2 tablespoonfuls.  
**St. John's Condition Powders**  
—2 teaspoonfuls.

Mix and give in a bran mash.  
This is all that can be done.

### Abscesses

Are caused by injuries, cuts, thorns, slivers, gores, harsh wire tears, etc.

There are two varieties of abscess:

(a) One kind contains a thin yellow watery fluid.

(b) The other kind contains thick yellow or yellowish-green pus.

Treatment: Apply fomentations of hot water and then **"Dr. Clark's White Liniment"** or **"Dr. Clark's Barb Wire Liniment"** night and morning, this usually reduces the abscess. It may be necessary to bring the abscess to a head by poultices of **"Thermogistine"** or linseed meal, then lance the swelling, remove the pus and syringe the parts with an

antiseptic solution made with:  
**"Dr. Clark's Creol"**

—1 tablespoonful.

Warm water — 1 quart.  
Mix well.

Heal up the parts with **"Dr. Clark's White Liniment."**

### Actinomycosis

See under "Lump Jaw."

### After Birth—(Retention of)— "Cleaning"

The after birth must not be allowed to remain longer than the third day, then it must be removed or blood poisoning will set in.

Treatment: Give the following drench:

**"Dr. Clark's Cowlax"**  
—2 cupfuls.  
**"Dr. Clark's Nitergin"**  
—2 tablespoonfuls.  
Warm water — 1 quart.

Mix well and give at one dose. Blanket warm, give hot bran mashes, this will generally clean the cow in 24 to 30 hours. If not, you must remove the after-birth by manipulation as follows:

Bare the hands and arms and wash them thoroughly in an antiseptic solution made with

**"Dr. Clark's Creol"**  
—2 teaspoonfuls.  
Warm water — 1 quart.  
Mix well.

Then rub the hands and arm with oil, vaseline or **"Dr. Clark's Creol Salve,"** introduce one hand and with the fingers loosen each cotyledon separately by running the first and second fingers each side of the cotyledon and press the thumb on the hutton, this skins the membrane off, just like unbuttoning a garment—be very

# DR. CLARK'S COW-LAX

This is a preparation that no cattlo owner can afford to be without in his stables. It is one of the best medicines that it is possible to prescribe. It entirely replaces Epsom Salts, Glauber Salts, and other drastic or doubtful purgatives and is a wonderful eure for many ailments. It is not expensive and can be relied upon to do what is elaimed for it.

It is used in the following disorders:

## CATTLE.

Cleaning  
(Retention of  
the Afterhirth)  
Aptha  
Sore Mouth  
Slavering  
Apoplexy  
Blain  
Bloating  
Tympanitis  
Bronchitis  
Bloody Milk  
Brain Inflammation  
Catarrh  
Cine Bonnd  
Stagers  
Fardal Bound  
Downfall of  
Udder  
Garget

## CATTLE.

Mammitis  
Heart Palpitation  
Hair Balls  
Hide Bound  
Hoven  
Impaction of  
Rumen  
Janndice  
Liver Disease  
Lock Jaw  
Milk Fever  
Red Water  
Swelling with  
Gas  
Texas Fever  
Tympanitis  
Etc.

## SHEEP.

Bloating

## SHEEP.

Blast  
Catarrh  
Coryza  
Cold in Head  
Constipation  
Dropsy  
Fog  
Fevers  
Feverish Conditions  
Garget  
Hoven  
Impaction of  
Rumen  
Cleaning  
Etc.

## CATTLE.

Acute Indigestion  
Blind Stagers

## PIGS.

Boils  
Carhnncies  
Constipation  
Milk Fever in  
Sows  
Hog Fever, etc.  
Turning out of  
the Bowel

## PIGS.

Colic  
Constipation  
Corn Stalk  
Disease  
Cramps  
Coryza  
Cold in Head  
Cough  
Dew Blown  
Fog Sickness

# Dr. Clark's Cow-lax

Price 25c per Paekage.

THE MARTIN, WYNNE & BOLE CO.

SOLE PROPRIETORS

WINNIPEG, CANADA.

" Dr. Clark's Nitergin is both vaiuable and necessary to the cattlo owner."

**After Birth—(Retention of)—  
"Cleaning"—Cont.**

careful not to tear off the buttons or you will have a hemorrhage to attend to, do it carefully. Sometimes this is a tedious task and you may have to unloosen 50 to 75, but usually there are not so many. As soon as you have some of the afterbirth hanging out, you may by gentle traction loosen the greater part of it, but do not use force.

After removal syringe out the womb with a solution made with:

**"Dr. Clark's Creol"**  
—2 teaspoonfuls.  
Warm water —1 quart.  
Mix.

Keep the animal in good condition with **"St. John's Condition Powders."**

**After Pains**

Frequently cows that are in poor condition suffer with prolonged "after pains," after delivery.

Treatment: A few injections of cold water up the vagina usually cures this trouble. Put the cow in good condition with **"St. John's Condition Powders."**

**Anthrax**

No cure for this. Notify government veterinary at once. Burn all carcasses, burn all the bedding, disinfect thoroughly all the premises.

**Aptha (Sore Mouth)—Slavering**

Little ulcers or blisters which form on the lining of the mouth. Irritating or poisonous food may cause it, such as too many thistles, wild mustard, poisonous grass, etc.

Treatment: Sponge the mouth out with the following:

Alum—1 tablespoonful.  
Water —1 pint.

Dissolve.

Also give the animal the following drench:

**"Dr. Clark's Cowlax"**  
—1 cupful.  
Warm water —1 quart.  
Mix.

**Apoplexy**

Too much blood pressure.

Treatment: Bleed the jugular vein, apply cold water or ice to the poll, give a drench of:

**"Dr. Clark's Cowlax"**  
—1 cupful.  
Water— 1 quart.  
Mix.

Feed light for a week or so.

**Appetite—(Abnormal or Depraved)**

Animals will eat foreign substance such as bones, rags, wood, ashes, etc.

Treatment: Give the animal 2 tablespoonfuls of the following powder twice a day in a bran mash:

Phosphate of Lime —8 ounces.  
**"St. John's Condition Powders"** —1 package.  
Mix well.

Also give the animal plenty of salt. This ailment is usually due to dyspepsia or indigestion.

**Appetite—(Poor)**

When the animal loses its appetite it soon gets into poor condition.

Treatment: Give two tablespoonfuls of **"St. John's Condition Powders"** three or four times a week. The animal will pick up at once.

To prevent poisoning always use a solution of "Dr. Clark's Creol"

**Anaemia—(Weak and Poor Blood)**

When the blood is thin, weak, and poor the animal soon falls away in flesh and appearance. In cows the milk supply becomes scanty and poor in cream.

Treatment: Give from one to two tablespoonfuls of "St. John's Condition Powders," night and morning. This quickly enriches and purifies the blood and puts the animal in the pink of condition. Creates health and strength.

**Abrasions**

Nothing more healing and soothing than "Dr. Clark's White Liniment."

**Accidents**

When an animal gets gored, cut, torn, or wounded always have a bottle of "Dr. Clark's White Liniment" or "Dr. Clark's Barb Wire Liniment" on hand, it quickly soothes, allays the inflammation, reduces the swelling and cures the trouble.

**Baldness**—Same treatment as given for horses: ("Hair"—to make grow).

**Bed Sores**

Caused by rough bedding and lumpy floors—usually when cows are down with fever.

Wash the sore spots with:  
"Dr. Clark's Creol"  
—2 tablespoonfuls.

Warm water — 1 quart.

Mix well.  
Dry the parts and then apply  
"Dr. Clark's British Gall Cure."

**Blain**

Blisters, or ulcers which affect the mouth both inside and out.  
Treatment: The same as given under "Aptha."

**Bladder Inflammation**

The animal stands with an arched back, walks stiff, desire to lean against something, eyes stand out prominent, great distress, urine scanty.

Treatment: Warm applications over the part. Give flaxseed tea or raw linseed oil. If very feverish give one of "Dr. Clark's Chill and Fever Cure." It may be necessary to call your veterinary to pass a catheter.

**Burns and Scalds**

Apply "Dr. Clark's White Liniment."

**Bruises**

Apply "Dr. Clark's White Liniment," it quickly allays the swelling and inflammation and prevents the formation of hunches.

**Bloating—(Tympanitis)**

Formation of gas in the paunch or rumen caused by the fermentation of food. Sometimes eating too much green food or sudden change of food, or eating frozen roots, or wet clover.

Symptoms: The left side swollen with gas—in severe cases the whole belly distended—if you tap with your fingers over the paunch it will give a drum-like sound—in severe cases the eyes are blood shot—and if the animal does not obtain quick relief it will stagger and fall and smother.

The Cattlemen's greatest friend is "St. John's Condition Powders"

**Bloating—(Tympantitis)—Cont.**

Treatment: Act quickly, give the following drench at once.

**"Dr. Clark's Cowlox"**

—1 cupful.

**"Dr. Clark's Nitrogin"**

—2 tablespoonfuls.

Warm water —1 quart.

After this give every hour, if necessary, the following:

**"Dr. Clark's Nitrogin"**

—2 tablespoonfuls.


Baking soda —2 tablespoonfuls.

Warm water —1 pint.

Mix.

Apply hot blankets.

If the bloating is very bad or relief is not prompt it may be necessary to puncture the rumen to let the gas out in order to save the animal's life.



Cut the skin at the spot marked (a) and shove in a canula and trocar. If you have not got a "trocar" use a sharp, narrow pen knife, 6 inch blade and insert a piece of tubing of some kind to let the gas out.

**Bronchitis**

Symptoms: Painful wheezy cough, countenance anxious and distressed, breathing quick, heavy and obstructed, animal wastes,

skin becomes dry, staring coat.

Treatment: Put animal in warm stall, well ventilated, feed warm mash and gruel.

Give the following drench:

**"Dr. Clark's Cowlox"**

—one cupful.

**"Dr. Clark's Nitrogin"**

—one tablespoonful.

Warm water —1 quart.

Mix.

Rub the sides with **"Dr. Clark's White Liniment."** Keep hot salt over the lungs during the day and at night apply either **"Thermogistine,"** or a mustard plaster.

Give one tablespoonful of **"Dr. Clark's Lung and Heave Cure"** at night. When the animal is getting better give a tablespoonful of **"St. John's Condition Powder,"** in the feed every night.

If much fever give one powder **"Dr. Clark's Chill and Fever Cure."**

**Bites of Insects, etc.**

Quick relief is obtained by applying **"Dr. Clark's White Liniment."**

**Bloody Flux—(Dysentery)**

Treatment given under "Diarrhoea."

**Bloody Milk**

Caused usually by injury or cold. Give the following drench:

**"Dr. Clark's Cowlox"**

—one cupful.

**"Dr. Clark's Nitrogin"**

—one tablespoonful.

Warm water —1 quart.

Mix.

You cannot afford to be without **"Dr. Clark's Cowlox"** in your stable

**Bloody Milk—Cont.**

Bathe the bag with warm water, wipe dry and then apply "Dr. Clark's White Liniment," then oil the bag with vaseline or lard.

**Blue Milk**

This is caused by germs getting into the teat.

Treatment: Inject into the teats the following each time after milking:

Hyposulphite of soda —1 dram (a teaspoonful)

Water —1 pint.

Mix and shake well before using.

**Brain Inflammation**

Symptoms: The animal is dull and drowsy, with its head pressed against something, its legs keep moving, when walking a staggering gait, bowels costive, urine darkened. The animal may be delirious and act as if mad.

Treatment: Bleed the animal, take away  $\frac{1}{2}$  a pail of blood, and give the following drench:

"Dr. Clark's Cowlax" — two cupfuls.

"Dr. Clark's Nitergin" — two tablespoonfuls.

Warm water—1 quart.

Mix.

Follow this in three or four hours with:

Laudanum —2 tablespoonfuls.

Flaxseed tea —1 pint.

Mix.

Repeat if necessary in four or five hours.

**Black Leg**

Symptoms: Animal ill, neck extended, head in almost hori-

zontal position, eyes red and protruding, muzzle dry, nostrils expanded, quick breathing, flanks heaving, animal moans in a peculiar way, swollen legs.

Open the swellings with a knife and use the following:

"Dr. Clark's Creol"

—1 tablespoonful.

Warm water

—1 quart.

Mix, and inject this into the opening also wash the surrounding parts with it. Give the animal the following drench:

"St. John's Condition Powders" —1 tablespoonful.

Warm water

—1 pint.

Mix

Give every night.

Also use "Black Legine" or "Black Legoid" injections.

(If much fever one powder "Dr. Clark's Chill and Fever Cure.")

**Blast**

Treatment given under "Bloating."

**Catarrh**

Symptoms: The nose rough and dry, discharge from the nostrils, sometimes the eyes watery. Give the following as a drench:

"Dr. Clark's Cowlax"

—one cupful.

"Dr. Clark's Nitergin"

—two tablespoonfuls.

Water

—one quart.

Mix.

Feed warm bran mashes. Also use a steam bag, the same as given under treatment for "Catarrh of the horse."

### Chapped or Cracked Teats

Wash the teats with warm water and castile soap, dry them and then apply "Dr. Clark's Creol Soothing Salve."

### Chine Felon

This is a rheumatic affection of the loins.

Treatment: Apply "Dr. Clark's White Liniment," rubbing it well into the affected parts.

### Caries

Same treatment as given for the horse.

### Choking

At once give a drench of raw linseed oil,  $\frac{1}{2}$  a pint, this lubricates the throat. Feel on the outside for the lump and then try to move it upwards, if this does not remove the obstruction, put a clovis in the animal's mouth and insert your hand and see if you can reach the cause. It may be necessary to use a probang to clear the obstacle. After the throat is clear apply externally "Dr. Clark's White Liniment."

### Clap (in Bulls)—Gonorrhoea

Use the same treatment as given for horses.

### Clue Bound—(Staggers or Far-dal Bound)

Animals that are wintered on too much dry and chaffy food are subject to this.

Treatment: Give a drench of raw linseed oil— $\frac{1}{2}$  pint every 2nd night for 3 doses and then give as a drench:

### "Dr. Clark's Cowlix"

—one cupful.

Warm water —1 quart.  
Mix.

Your cattle will not get Clue Bound if you occasionally give them a dose of "St. John's Condition Powders."

### Colic

Caused by indigestion, injury to the bowels, sudden change of food, or getting a heated animal drunk of cold water.

Treatment:

### "Dr. Clark's Colic Cure"

—two tablespoonfuls.

### "Dr. Clark's Cowlix"

—one cupful.

### Dr. Clark's Nitrogin"

—one tablespoonful.

Hot water—one quart.  
Mix, and give half of this as a drench, repeat in two or three hours if necessary. Also rub the belly vigorously with "Dr. Clark's White Liniment."

### Colic—(Flatulent)

In this variety where there is much bloating or swelling, adopt the same treatment as given under "Bloating."

### Constipation

Keep body warm, hot salt bag on the back. Give the following drench:

### "Dr. Clark's Cowlix"

—two cupfuls.

Warm water —one quart.  
Mix.

Walk the animal, and if necessary repeat the dose in 24 hours.

**Dr. CLARK'S**  
**New Century**  
**Horse AND Cattle**  
**Food**

**Cures and Prevents Diseases** in Horses, Cattle, Sheep, Hogs, Colts, Figs, Calves, Lambs, Poultry, etc.

A Concentrated, Profitable, and Healthful Condiment and Appetizer.

**Makes Animals "Look Well," "Feel Well," and Keep Well."**

Not only is it a concentrated form of nutrition, but it also aids digestion, purifies the blood, invigorates the System, and keeps Stock healthy.

**WHAT IT CONTAINS**

In addition to the tonic and purifying ingredients that it contains, it has also the following Proteins, Fat and Fibre, as per analysis required by the government of the Dominion of Canada for registration under the "Commercial Feeding Stuffs Act." Number 81

Protein . . . . .	24.96	per cent
Fat . . . . .	5.89	"
Fibre . . . . .	3.05	"

**Dr. Clark's New Century**  
**Horse and Cattle Food**

Price in Package 25c, 50c, 1.00. Per pail, \$3.50.

**THE MARTIN, BOLE & WYNNE CO.**      **SOLE PROPRIETORS**  
**WINNIPEG, CANADA**

"Dr. Clark's New Century Horse and Cattle Food" puts stock in profitable condition.



**Constipation—Cont.**

Your cattle will not become constipated if you give them "St. John's Condition Powders" once or twice a week.

**Cow Pox**

Symptoms: Feverish, milk becomes less, in a few days red pimples appear around the teats, in a few days these pimples change to blebs or blisters. Disease generally runs a course of 10 days.

Treatment: Separate the animal and allow one person to milk no other cows but this one, to prevent contagion. Feed bran mashcs and flaxseed tea, every night give "St. John's Condition Powders"—1 tablespoonful.

To the teats after first washing them with warm water and castile soap and drying, apply "Dr. Clark's Creol Soothing Salve."

**Cramps**

Usually muscular or rheumatic.

Treatment: Massage the parts freely with "Dr. Clark's White Liniment" or "Dr. Clark's Absorbol," also a good plan to give the animal a purgative drench of "Dr. Clark's Cowlax."

**Cuts**

Apply "Dr. Clark's White Liniment" or "Dr. Clark's Barb Wire Liniment."

**Cold-in-the-Head**

Treatment given under "Ca-tarrh."

**Coryza**

Treatment given under "Ca-tarrh."

**Cough**

Follow treatment given under "Bronchitis."

**Consumption**

If you suspect this ailment have the government veterinary apply the tuberculin test. If the animal is afflicted it must be destroyed.

**Corn Stalk Disease**

Caused by small germs on the leaves of the corn.

Symptoms: Impaction of the third part of the stomach, then the brain becomes affected, the animal becomes delirious, followed by stupidity, etc.

Treatment: Give the following drench:

"Dr. Clark's Cowlax" —one cupful.

"Dr. Clark's Nitergin" —one tablespoonful.

Warm water. —one quart

Mix.

After 4 or 5 hours give the following drench:

"Dr. Clark's Nitergin" —two tablespoonfuls.

Ginger —one tablespoonful

Baking Soda—one tablespoonful.

Mix in a pint of warm water.

Give luke warm water to drink, feed on soft food, keep warm and if brain is affected apply ice to the head in a bag.

**Debility**

If your animals look poor, weak, mean, staring and miserable, you should give them "St. John's Condition Powders." It will astonish you what an improvement there will be in a week.

**Delirium**

Bleed the animal, give a purgative drench and apply ice pack to the head.

**Dew Blown**

Treatment given under "Bloating."

**Diarrhoea and Dysentery**

Give the following drench:

Ginger —one tablespoonful.

Raw linseed oil —one half pint.

Tincture Catechu —four tablespoonfuls.

Mix.

Flour gruel and chalk is also good.

Apply warm blankets, feed soft foods and mashes, feed very light for a few days.

**Dislocations**

When the dislocations are reduced the best thing to apply is "Dr. Clark's White Liniment," or "Dr. Clark's Absorbol."

**Downfall of the Udder— (Garget or Mammitis)**

Massage the udder and teats with "Dr. Clark's White Liniment," give a purgative drench of "Dr. Clark's Cowlax." Keep the teats open by using a milk siphon.

**Eye Inflammation**

Use the same treatment as given for horses.

**Ergotism**

Caused by eating diseased grasses or grain.

Symptoms: It weakens the cir-

ulation of the blood, contracts the action of the heart and arteries, the legs, ears and tail become weak and lifeless, the brain may become affected, convulsions come on.

Treatment: Change the food, apply hot fomentations to the affected parts also massage with "Dr. Clark's White Liniment."

Give internally "St. John's Condition Powders," one tablespoonful every night in the feed.

**Foot Ailments**

Apply "Dr. Clark's White Liniment" or "Dr. Clark's Absorbol." In some cases it is necessary to poultice when this is done, the best thing to use to heal and cure is "Dr. Clark's Hoof Ointment."

**Fog Sickness**

Same as "Bloating."

**Flooding**

Treatment given under "Uterine Hemorrhage."

**Fits—(Convulsion and Epilepsy)**

Bleed the animal, give a purgative drench, apply ice pack to the head.

**Festering Sores**

First apply "Dr. Clark's Barb Wire Liniment," and follow with "Dr. Clark's Creol Soothing Salve."

**Dyspepsia**

Loss of appetite, animal seem dull and listless, generally miserable.

The best tonic you give your cows is "St. John's Condition Powders"

**Dyspepsia—Cont.**

Treatment: Give the following drench in one dose:

"Dr. Clark's Cowlax"

—one cupful.

Warm water —one half gallon.

Mix.

Night and morning give:

"St. John's Condition Powders"

—two teaspoonfuls.

Flaxseed tea —one pint.

Mix in a bran mash.

This treatment soon puts the animal in good condition.

**Foot Ulcers**

Wash the parts with the following lotion night and morning:

"Dr. Clark's Creol"

—one tablespoonful.

Warm water —one quart.

Mix well.

Poultice the parts at night with

"Thermogistine" and heal up the ulcers with "Dr. Clark's

Barb Wire Liniment."

**Founder**

Use the same treatment as given for horses.

**Foot and Mouth Disease**

Notify the authorities at once.

Disinfect with "Dr. Clark's Creol."

**Feet Sore**

Caused usually by driving the animals too hard without giving them an occasional rest.

Treatment: Soak the feet in a strong solution of alum and water.

Rub the coronets with "Dr. Clark's White Liniment" or "Dr. Clark's Absorbol."

If foot has grown to excessive length it should be rasped.

**Garget**

See under "Downfall of the Udder."

**Glossitis—(Inflammation of the Tongue)**

The tongue is swollen and there is much salivary.

Treatment: Same as given under "Aptha."

**Goitre**

Same treatment as given for Horse.

**Haemorrhage (or Excessive Bleeding)**

Use cold water, ice, bandages,

alum, salt, tincture of iron, sugar

of lead, vinegar, spirits, "Dr.

Clark's White Liniment," "Dr

Clark's British Gall Cure."

**Heart Palpitation**

Caused by fright, indigestion, etc.

Give the following drench:

"Dr. Clark's Cowlax"

—one cupful.

Warm water —one quart.

Mix well.

Also give "St. John's Condition

Powders"—two teaspoonfuls in

the feed night and morning.

Keep the animal quiet and give a

good rest.

**Hair Balls in Rumen and Paunch**

Symptoms: Animal stops chew-

ing cud, slight spells of bloating,

does not feed well, falls in con-

dition. Give the following drench:

"Dr. Clark's Cowlax"

—one cupful.

Warm water —one quart.

Mix well.

In severe cases it may be necessary

to have a Vet. perform operation

of Rumenotomy.

Cows will give richer and more milk if you give "St. John's Condition Powders"

**Hide-Bound**

Give the following drench once a week:

"Dr. Clark's Cowlax"  
—one cupful.  
Warm water —one quart.  
Mix.

Also give:

"St. John's Condition Powders"—two teaspoonfuls.

Flaxseed tea —one pint, in a bran mash every night for a few weeks.

**Hoof Ailments**

Clean and examine the hoof and apply "Dr. Clark's Hoof Ointment." In some cases it may be necessary to poultice with "Thermogistine."

**Hoose or Husk**

Caused usually by worms in the Bronchial tubes.

Treatment: Give a few doses of "St. John's Worm Powders," also turpentine—a small dose in raw linseed oil.

**Hoven**

Treatment given under "Bloating."

**Impaction of Rumen or Paunch.**

Give the following drench:

"Dr. Clark's Cowlax"  
—one cupful.  
Warm water —one quart.  
Mix well.

Follow this in three or four hours with:

Baking soda—two tablespoonfuls.  
Whisky —one half pint.  
Mix.

**Jaundice—(Inflammation of Liver—Hepatitis)**

The animal prefers to lie down on the left side, head turned to the right. Heat is greater in the region of the liver on the right side, and pressure causes pain. Loss of appetite, milk yellow and hiter, nose and teats yellow.

Treatment: Give the following drench twice a week:

"Dr. Clark's Cowlax"  
—one cupful.

"Dr. Clark's Nitargin"  
—two tablespoonfuls.

Warm water, or gruel—one quart.  
Mix.

Apply "Dr. Clark's White Liniement" and massage from the last three ribs back. Give two teaspoonfuls of "St. John's Condition Powders" every night in the feed.

**Joint Felon**

Treatment given under "Rheumatism."

**Kidney Inflammation**

Same treatment as for Horses.

**Laryngitis—(Sore Throat)**

Same treatment as given for Horses.

**Lice**

Same treatment as given for Horses.

**Liver Diseases**

Treatment given under "Jaundice."

**Leucorrhoea—(Whites)**

Adopt the same treatment as that given for Horses.

"You cannot afford to be without Dr. Clark's Cowlax in your stable"

**Lump Jaw—(Wooden Tongue)**

Give two teaspoonfuls of "Dr. Clark's Lump Cure," in bran mash, night and morning, for two or three weeks. Apply "Dr. Clark's White Liniment" freely under the jaw, rubbing it in well.

**Lump on Jaw Bone**

Usually caused by the teeth. Have the teeth examined and apply "Dr. Clark's White Liniment" or "Dr. Clark's Absorbol."

**Lung Inflammation**

Use the same treatment as given under "Bronchitis and Pleurisy."

**Lumbago**

Use the same treatment as for Rheumatism.

**Loss of Cud**

Give two teaspoonfuls of "St. John's Condition Powders," night and morning in the feed for two weeks.

**Lock Jaw—(Tetanus)**

Give the animal the following drench:

"Dr. Clark's Cowlax"  
—one cupful.  
Warm water —one quart.

Mix.  
Follow the same treatment as given for horses. It is a good plan to turn the animal out to pasture.

**Mange**

Apply "Dr. Clark's Mange Cure."

**Milk Fever**

Animal depressed, hangs head, nose hot and dry, quick breathing,

heaving of flanks, eyes wild and red, hind legs seem weak, udder hard and swollen.

Give the animal once a day, Bromide of Potassium—one tablespoonful in a bran mash.

Massage the spine with "Dr. Clark's White Liniment." Bed the animal well and turn night and morning to prevent bed sores. To prevent milk fever, give "Dr. Clark's Cowlax" before calving.

**Milk Madness**

Caused by suddenly depriving the cow of the calf or by exposure and cold.

Treatment: Bleed from the jugular vein. Give Bromide of Potassium—one tablespoonful in a bran mash.

Give gruels, mashes and light diet.

**Mammitis**

Treatment given under "Downfall of Udder."

**Nervous Fever**

Loss of appetite, dry tongue, mouth and nose, developing convulsions, fever, refuses to drink.

Treatment: Give one powder "Dr. Clark's Chill and Fever Cure," then give

"St. John's Condition Powders" —one tablespoonful.

Powdered Nux Vomica —one half teaspoonful

Mixed, in the feed, night and morning.

**Ophthalmia—Sore and Inflamed Eyes.**

Use treatment given for Horses.

"Cows will give richer and more milk if you give St. John's Condition Powders."

**DR. CLARK'S**  
**Creol Soothing Salve**

**A**

**SOOTHING, HEALING AND  
 ANTISEPTIC OINTMENT**

Recommended in following ailments:

**HORSES.**

After Blistering  
 Bony Tumor  
 Clap  
 Big Joint  
 Inflamed Jugular  
 Knee Sprung  
 Mallendars  
 Mud Fever

Open Joint  
 Ring Bone  
 Sore Mouth  
 Spavin  
 Enlarged Stifle  
 Etc.

**CATTLE.**

Cow Pox  
 Festering Sores  
 Etc.

**FOR ALL  
 ANIMALS.**

Wounds  
 In Sores  
 Etc.  
 Wherever a  
 soothing,  
 healing and  
 antiseptic  
 salve is indicated.

**Dr. Clark's Creol Soothing Salve**

Price 25 Cents.

**THE MARTIN, BOLE & WYNNE CO.      SOLE PROPRIETORS**  
**WINNIPEG, CANADA.**

"Dr. Clark's Creol Soothing Salve heals rapidly."

### Paralysis and Palsy

Give "St. John's Condition Powders"—one tablespoonful. Powdered Nux Vomica—one-half teaspoonful. Mix.

Given night and morning in gruel or bran mash.

Massage the spine with "Dr. Clark's White Liniment."

### Pleurisy—(Inflammation of Lining of the Lungs)

Symptoms: Cough with pain, breathing short, sides painful when pressed upon, shoulder and upper parts of chest in constant quiver, tongue hangs out of mouth.

Treatment: Give night and morning, one powder of "Dr. Clark's Chill and Fever Cure," and three times a day give one tablespoonful of "Dr. Clark's Lung and Heave Cure." Rub the sides well with "Dr. Clark's White Liniment." Feed warm mashes, blanket well, and keep warm poultices of "Thermogistine" over the lungs.

### Pneumonia

Symptoms: Somewhat like pleurisy, cough frequent and dry, coat rough, quick breathing, pulse full and quick, no appetite, great thirst, spine tender when pressed upon, tears flow down the face, discharge from nose, wide nostrils, sweating.

Treatment: Give treatment as under "Bronchitis" and "Pleurisy."

### Pook

Given under "Black Leg."

### Quarter-ill

Given under "Black Leg."

### Rheumatism

Caused by cold and draughty stables.

Treatment: Massage the painful and swollen parts freely with "Dr. Clark's White Liniment" or "Dr. Clark's Absorbol." If there is much fever, give night and morning one powder of "Dr. Clark's Chill and Fever Cure." Put the animal's blood in good condition with "St. John's Condition Powders."

### Red Water

Caused by slough water, bad water and sudden change of pastures.

Treatment: Give the following drench twice a week:

"Dr. Clark's Cowlax" —two cupfuls.

"Dr. Clark's Nitergin" — one tablespoonful.

Warm water — one quart.

Mix.

Apply over the loins, "Dr. Clark's White Liniment."

Feed gruel, mashes and soft food for a week or more.

### Ring Worm

The same treatment as given for Horses.

### Slavering

Treatment given under "Aptha."

### Swelling with Gas

Treatment given under "Bloating."

### Scour—(Skit)

Disease affecting calves. Caused by indigestion and overfeeding—or by germs in the milk.

Treatment: Give a good dose of

**Scour—(Skit)—Cont.**

castor oil, lime water in milk, starch gruel, isolate the calf, and disinfect the place. Feed milk in small quantities.

**Staggers**

Treatment given under "Clue Bound."

**Sprains and Strains**

The best thing to use is:

Give one powder of "Dr. Clark's Chill and Fever Cure" at night, and use "Dr. Clark's White Liniment" or "Dr. Clark's Absorbol" to massage the parts well.

**Sores**

Use "Dr. Clark's White Liniment" or "Dr. Clark's Barb Wire Liniment."

**Sore Throat**

Use same treatment as given under Laryngitis for horses.

**Texas Fever**

Dullness, loss of appetite, animal will leave the herd and stand alone. Temperature 105 and 107 degrees, constipated, passages contain hile.

Treatment: Give the following drench twice a week:

"Dr. Clark's Cowlax"

—one cupful.

"Dr. Clark's Nitargin"

—one tablespoonful.

Warm water — one quart.  
Mix.

Also give night and morning, one powder of "Dr. Clark's Chill and Fever Cure." Feed bran mashes, gruel and soft foods for a few weeks, then put the animal in

good condition with "St. John's Condition Powders."

**Tympanitis**

Treatment is given under "Bloating."

**Tape Worm**

Give "St. John's Worm Powders." If this does not cure the trouble, try the following:

Oil of male fern

—two teaspoonfuls.

Milk

— one pint.

Mix and give as a drench, after depriving the animal of food for one day. Follow this up in 12 hours with a dose of castor oil (one pint).

**Thrush in the Mouth**

Treatment given under "Aptha."

**Uterine Hemorrhages—"Flooding"**

Bleeding often follows after calving.

Treatment: Throw cold water over the loins, if necessary inject cold water into the womb.

**Warbles**

Caused by punctures of the Gad Fly.

Treatment: Use "Dr. Clark's Creol" and "Dr. Clark's White Liniment."

**Vomiting**

Never occurs in horses, but sometimes does in cattle. Give the following drench:

Baking soda—two tablespoonfuls.

Raw linseed oil—one pint.

Mix.

Give every second day.

Feed soft stuff and give luke warm water.

The soothing, healing and antiseptic salve for animals is Dr. Clark's Creol Salve



**Wounds**

Wash the wounds with an anti-septic solution made with:

"Dr. Clark's Creol"

—one tablespoonful.

Warm water — one quart.

Mix.

Apply "Dr. Clark's White Liniment" to heal.

**Worms**

Give a few doses of "St. John's Worm Powders" and give plenty of salt to the animal as a preventative.



"You cannot afford to be without Dr. Clark's Cowlax in your stable"

## Additional Information about Cattle

### Loco Disease

Formerly the plant which causes this disease was restricted to the southern states—but in recent years it has cropped up here and there on the prairies of Western Canada and ruined numbers of horses and cattle. The following complete information will help you to recognize this plant and place you on your guard.

On the great western plains and in California, it is well known that animals feeding upon the wild grasses and other plants, are frequently attacked with a peculiar disease, or symptoms which are attributed to certain plants. This disease is generally called "Loco", simply meaning foolish. The disease is now generally attributed to two or three allied plants of the order of the *Leguminosae*, or pea family. Of these, two species of *Astragalus* are found in California, and another the (*A. mollissimus*) in Colorado and New Mexico, Texas and Arkansas. The latter "Loco Weed" is a perennial plant, growing with many stalks from a strong root-stock. They are reclining towards the base and erect above. These stalks are so short that the leaves seem to grow directly from the root. They are branching at the base, and give rise to numerous leaves and long stems, bearing the flowers and pods; the leaves are from 6 to 10 inches long, each composed of 9 to 15 leaflets (in pairs, except the upper ones). These leaflets are of oval form  $\frac{1}{2}$  to  $\frac{3}{4}$  inch long, of a shining silvery hue, from being clothed with soft silky hairs.

The flower stalks are about as long as the leaves, naked below, and at the upper part bearing a thick spike of flowers, which are nearly 1 inch long, narrow, somewhat cylindrical, the corolla of a purplish color, the calyx half as long and slightly pubescent. The flower has the genuine structure of the pea family, and is succeeded by short, oblong, thickish pods,  $\frac{1}{2}$  to  $\frac{3}{4}$  inch long, very smooth, with some two seeds in each.

The *Oxytropis Lambertii*—Loco Weed, is about the same height as the one first named and like it grows in bunches, but differs from it in having an erect habit, longer leaves, and larger stiffly erect flower stalks. The leaflets are longer and narrower, about 1 inch long by  $\frac{1}{2}$  to 1-3 inch wide, and hairy, except on the upper surface. The flower stalks proceed from the root-stock, are usually 9 to 12 inches long, naked, except near the top, with a thick dense cluster of flowers. This plant is very abundant on the high plains, ranging from Canada to Mexico. The flowers vary in color, some being purple, some yellow, and others white. We have been thus particular in describing the plants that our friends may know them.

Animals do not readily eat it, but when pressed by hunger or ill fed will do so, and the taste having once been formed, they not only readily eat but are said to crave it, and as a consequence fall with the Loco habit or "Locoid Disease." Among the symptoms first noticed are—Loss of flesh, general lassitude, and a

"St. John's Condition Powders" have a powerful alterative action on the tissues

### Loco Disease—Cont.

peculiar form of derangement or animal insanity, attended with false sight and false hearing. The animal loses flesh, and there is great lassitude or weakness. He does not see clearly, or sees objects or things that do not exist, and so is alarmed or frightened without cause. His hearing is doubtless as badly disordered; he hears sounds that are only in his head, and not in the air. Frequently when approaching a small object the horse will leap into the air as if to clear a fence, or shy to one side or the other. It cannot be safely driven or even at times be led, from the danger of these crazy fits. Sometimes there may be spasms or convulsions. The animal totters on its limbs and appears as if crazy. Later when the disease has fully developed, it appears a mere muscular wreck, becomes at times stupid or wild, or very vicious, or acts as if affected with blind staggers, rears, plunges, and becomes unmanageable and unsafe. The animal may linger on for months or even a year or two, but usually dies, from inability to digest his food, or is sometimes killed in his fits and struggles.

Burkett says: "Loco disease is a disease of the brain and nervous system, especially of horses and cattle, but also may affect other animals. It results from eating any one of the variety of poisonous plants called "Loco," which grow upon the dry, sandy prairies of some parts of the Western United States. The word "Loco" is a Spanish word and means crazy."

This plant appears to be one of the first to show its greenness and vitality in this Western country in the early spring, and as a natural consequence horses and cattle eat it, and form a craving or habit for it and then refuse other kinds of food; they will hunt for it to satisfy their craving.

Treatment: So far science has not discovered a cure, a great deal of good can in some cases be accomplished by giving "Dr. Clark's Chill and Fever Cure," one powder every third night.

"Dr. Clark's Nitrogin" — one tablespoonful every night.

"St. John's Condition Powders"—one tablespoonful three times a day.

More than this, you cannot do.

### Digestive Organs of the Ox

The lips of the ox are thick and hard, the upper one in front has no hair on it and varies in color with the color of the animal, and when cattle are in good health this space is always moist.

The cheeks on the inside are covered by numerous little rough processes which give the cheeks a very rough appearance.

The tongue of the ox is stronger than that of the horse and is more movable; it is very thick and heavy at the back; it is pointed at the front end and the upper part of it is very rough; it is by means of the tongue the ox takes most of the food into his mouth.

The glands which secrete the saliva are similar to those of the horse.

The teeth differ very much from those of the horse, the ox has no front teeth in the upper part of his mouth, their place being taken by a pad of cartilage or gristle. This pad takes the place of the upper

"Dr. Clark's Cowlax" makes calving easy for the cow.



# MICROCOPY RESOLUTION TEST CHART

(ANSI and ISO TEST CHART No. 2)



1.50

1.56

1.60

1.68

1.75

1.80

1.88

1.96

2.00

2.08

2.16

2.25

2.33

2.40

2.50

2.56

2.64

2.71

2.80

2.88

2.96

3.00

3.12

3.20

3.28

3.36

3.44

3.52

3.60

3.68



**APPLIED IMAGE Inc**

1653 East Main Street  
Rochester, New York 14609 USA  
(716) 482 - 0300 - Phone  
(716) 288 - 5989 - Fax

### Digestive Organs of the Ox—Cont.

row of front teeth for the lower row of teeth presses against it when the animal is cropping grass; on account of this pad it can be seen why cattle will not do as well on short grass as horses. The front teeth in the lower row also differs from those of the horse, they are eight in number, chisel-shaped and are loosely set in the gum. The molars or back teeth are similar to those of the horse only; they are smaller and not so smooth on their upper surface. The ox has twenty-four molars or back teeth, and eight incisors or front teeth, making thirty-two in all.

The pharynx, or gullet in the ox is much larger than that of the horse.

The oesophagus, or tube, which carries the food down from the mouth to the stomach is well developed, the fibres in it are very strong and have a double action. When the animal is eating they carry the food from the mouth down to the stomach, and during the time the animal is chewing its cud they act the very opposite, they carry the food from the stomach back up into the mouth.

The stomach is a very important organ to understand, for cattle suffer a great deal from diseases of the stomach. The stomach of the ox has a capacity of sixty gallons, and is divided into four divisions. The first department is the rumen or paunch; the second is the reticulum, or honey comb; the third is the omasum, or manyplies, and the fourth is the abomasum, or true digestive part of the stomach. The first three departments of the stomach

prepares the food for digestion, while the fourth digests it. The rumen or paunch is very large, and in an aged animal it fills up three-quarters of the belly cavity, it lies up against the left side of the belly, where it is attached and held to its place by ligaments; its situation is important to remember, for in many diseases of the rumen, or paunch, it is first noticed on the left side, and in tapping for bloating it is always done on the left side, because the paunch lies right up against the left side. The walls of the paunch of an ox resemble the stomach of the horse, but is not nearly so sensitive, and will stand a great deal of abuse before inflammation will set in. The paunch has two openings, both of which are at the front, one is where the food enters the stomach, while the other is where the food passes out into the next division of the stomach called the reticulum, or honey comb, which is the smallest division of the stomach, and resembles a honey comb in appearance. This part of the stomach has not very much to do in preparing the food; it has two openings, one in front, where the food enters into it, the other at the back, where the food passes through into the third part of the stomach called the omasum, or manyplies, which is the second largest division of the stomach. When this is full it is ovoid in shape and placed just behind the second division of the stomach and at the right side of the paunch and if you examine the inside it will be found to be full of folds, or layers of membrane. The use of this part of the stomach is, while the food is passing through

"Dr. Clark's New Century Horse and Cattle Food" will fatten up cattle.

### **Digestive Organs of the Ox—Cont.**

it to draw into its folds all the coarse parts of the food and roll it about in the layers until it gets it fine and well prepared to pass into the last part of the stomach, where it becomes digested. When this part of the stomach becomes deranged and the food becomes dry and hard between the folds it then sets up the disease called impaction of the manyplies, or dry murne. When the food passes out of this third division it is emptied into the fourth part of the stomach called the abomasum, or the true digestive part of the stomach. This is where the food is digested. The wall of this part of the stomach is redder in color than the three first divisions and has the glands which secrete the acids and gastric juices of the stomach which assist greatly in digestion. This stomach, also, has two openings, one where the food enters and the other where the food goes out of it and enters into the small bowels.

### **The Bowels or Intestines**

Are divided into large and small bowels, same as that of a horse. The small bowels are only half the size of those of the horse, they being about one-half inch in diameter, and about 150 feet in length. The large bowels are not nearly so large as those of the horse, and are 36 feet in length.

### **The Liver**

Resembles that of the horse, only it has a gall bladder which resembles a pear in shape and it acts as a vessel to store up the gall during the time there is no digestion going on. During the time digestion is going on the

walls of the vessel contract and force the gall down on the food. The other two glands—the pancreas and spleen resemble those of the horse.

These juices have the same action in cattle as on the horse.

### **How to tell when a Cow is with Calf**

During the hot months of spring and summer a cow will come hulling every third week, and occasionally a well-fed cow kept in a warm stable will come hulling during the winter. After she takes the hull and is with calf she ceases to come hulling or running, and will thrive and feed better, and is of a quieter disposition than before. After a few weeks she commences to get larger at the flanks, which is more noticeable on the right side on account of the calf lying mostly on that side. The calf gradually grows, and at the fifth or sixth month becomes alive, and can be seen moving at the side after the cow has taken a cold drink of water. A few months after the cow has been to the hull you can, by pressing your hand in quickly at the right flank, feel the calf, which is easily told by the shape and hardness of the object you feel. Springing commences in young cows about four months previous to calving, and the hag gradually keeps getting larger until calving time, while older cows generally commence to make a hag from four to six weeks before calving. During the time she is making a hag the vulva gradually keeps getting larger. Near the end of the ninth month, when calving time approaches, the ligaments at the

**How to tell when a Cow is with Calf—Cont.**

sides of the tail and lips relax and leave a hollow at each side of the tail; this hollow is well marked a day or so before calving. A few days before calving the cow has a wild expression in her eye, and is cross to other animals, and will try to get away by herself; after this the labor pains come on and she is noticed to be straining, then the neck of the womb opens out, the water bag appears and breaks, and if the calf is coming natural and everything all right, the front legs and head appears. The cow generally lies down, and after a few minutes of severe straining the calf is delivered, and the cleaning, placenta or after-birth generally comes away at the time of calving, or very soon after. If the calf is not in the right position for delivery, manipulate with your hand to turn it right. Further information is given in the preceding pages for the removal of the "after-birth," etc.

**Teeth of Cattle**

Cattle have no incisor teeth on the upper jaw. They have eight incisors on the lower jaw. The temporary incisors are as follows: The central incisors or nippers are up at birth, the internal lateral at one week old, the external lateral at two weeks, and the corner incisors at three weeks old. They are replaced by permanent incisors approximately as follows: The central incisors are replaced at 12 to 18 months; the internal laterals at about two and a half years; the external laterals at three to three and a half years; and the corner incisors at about three and a half years. In the horned cattle, a ring

makes its appearance at three years of age, and a new ring is added annually thereafter.

**Sharp Molars or Back Teeth**

This is where the edges of the teeth are sharp and cuts the tongue and cheeks. When the animal is feeding it will sometimes stop and spit the food out of its mouth and does not thrive well. The best way to fix this is to run a tooth rasp a few times over the outside edges of the upper teeth and the inside edges of the lower teeth.

**Decayed Teeth (Caries) in Cattle**

**Symptoms:** The animal does not thrive well, will stop eating and spit the food out of its mouth; on examining the animal's mouth, you will find the breath smells very bad; if you put a clevis in its mouth and run your hand back you will find the decayed tooth.

**Treatment:** Tie the animal up short and have the tongue held out of the mouth by an assistant; if the animal seems ugly place a small sized clevis crossways in its mouth, then pass your hand in along the teeth until you find the affected tooth. Then remove the tooth with a large pincers or forceps for that purpose. In drawing the tooth, if the animal is ugly, throw it down and secure it.

**Caps on the Teeth**

This occurs in cattle from two to four years old when they are shedding their milk grinders; instead of the milk teeth dropping out, as they should, caps hang on the new teeth and cause them to fester at the roots, causing a lump on the jaw bone.

**Symptoms:** The animal will be noticed to hold its head to one side, have difficulty in eating



### **Caps on the Teeth—Cont.**

and sometimes spit the food out, will fall off greatly in condition and if allowed to run on for some time a lump will form on the jaw opposite the festered tooth.

**Treatment:** Examine the mouth carefully till you find the tooth which has the cap on it which can be easily told by its being stuck up higher than the other teeth; as soon as you find it remove the cap with a pincers or anything that will knock the cap off the tooth, a cold chisel and hammer will do, by tapping it gently until you knock the cap off. If this is done in time it will save a lump from forming on the jaw.

### **How to Bleed a Cow**

Tie a small rope around the neck, just in front of the shoulders, so it will raise the jugular vein, then take the largest blade of an ordinary fleames, hold it lengthwise, fair in the centre over the vein, then hit the fleames a sharp tap with a piece of hardwood; hit hard enough to cut the vein, and catch the blood in a pail. Take from half a pail to a pailful of blood away. When you have enough blood away, let the rope slack, run a pin through the two edges of the cut and wind a string around the pin in the form of a figure 8 and tie it there. Keep the animal in the stable, and feed out of a high manger, for twenty-four hours, then remove the pin and allow the animal to go. In this operation, as in all others, have everything clean for fear of blood-poisoning.

Before bleeding dip the fleame, pin and your hands in a solution made as follows:

**"Dr. Clark's Creol"**

—1 tahlespoonful.

Warm water — 1 quart.  
Mix. This acts as an antiseptic and prevents poisoning.

### **How to Drench Cattle**

In cattle always mix your drenches in a large quantity of water because it will wash out of the paunch quicker, and have a quicker and better action when given this way. Have an assistant to hold the horns while you take hold of the nose with your left hand, and hold the head a little above a level; with your right hand put the hottle well back into the mouth and allow it all to run down without taking the bottle out of the mouth, unless the animal should cough; if it does, let go of its head until through coughing, then continue the drenching. Be careful in drenching, especially in lung troubles, for they are easily choked.

### **Dishorning or Dehorning**

Although some breeds are hornless, the majority of cattle have horns. Removing the horns is done quickly, and is more humane than to let them remain, as they frequently are a dangerous weapon both to stock and humanity. You can get a dehorning machine which is easy and quick to operate.

The best method to employ is to dehorn cattle when they are young, before the horn has had a chance to grow; to do this apply a moistened stick of Caustic Potash to the small horn hutton when the calf is a few days old. This applied several times and rubbed over the parts will permanently destroy the horn tissue and prevent the formation of horns.

When using Caustic Potash protect your hands and fingers from its caustic action.


"St. John's Condition Powders" have a powerful alterative action on the tissues

**The Ailments**

OF

**SHEEP**

SYMPTOMS  
AND CURE



### **Appetite—Poor or Abnormal**

Give one teaspoonful of "**St. John's Condition Powders**" once every day.

### **Bloating—(Tympanitis)**

Give the following drench:

"**Dr. Clark's Cowlix**"  
—6 tablespoonfuls.

"**Dr. Clark's Nitrogin**"  
—2 teaspoonfuls.

Warm water — 1 pint.  
Mix.

If not better in two hours give the following drench:

"**Dr. Clark's Nitrogin**"  
—1 teaspoonful.

Powdered Ginger — 1 teaspoonful.

Baking Soda — 1 teaspoonful.

Warm water —  $\frac{1}{2}$  a pint.

Mix.

Tap if necessary to relieve.

### **Bronchitis**

Give the following drench:

"**Dr. Clark's Nitrogin**"  
—two teaspoonfuls.

Warm gruel — one cup.

Mix.

If very weak and bad give the following drench:

Whiskey — two tablespoonfuls.

Ginger — one teaspoonful.

Oatmeal gruel — one-half pint.

Mix.

Keep warm and feed on hot mashes and gruel. Give one teaspoonful of "**Dr. Clark's Lung and Heave Cure**" night and morning.

### **Bites from Dogs**

Wash the parts with the following lotion:

### **"Dr. Clark's Creol"**

—one tablespoonful.

Warm water — one quart.  
Mix.

Then apply "**Dr. Clark's Barb Wire Liniment**" to heal the sores.

### **Blast**

Treat same as for "Bloating."

### **Catarrh**

Give the following drench:

"**Dr. Clark's Cowlix**"  
—six tablespoonfuls.

"**Dr. Clark's Nitrogin**"  
—one teaspoonful.

Warm gruel — one-half pint.  
Mix.

Also use "Steam bag" same as given in treating "Catarrh of the Horse."

Feed warm mashes and gruel.

### **Coryza**

Same treatment as for "Catarrh."

### **Cough**

Same treatment as for "Bronchitis."

### **Cold-in-the-Head**

Treat same as "Catarrh."

### **Colic**

Symptoms: The sheep will lie down, moan, strike its feet up against its belly, jump up and seem quite easy for a few minutes, then the pain will come on again. This is the only ailment where sheep act like this.

Treatment: Give the following drench:

"**Dr. Clark's Colic Cure**"  
—one teaspoonful.

Raw linseed oil—one-half a pint.  
Mix.

Repeat if necessary in a few hours.

**Choking**

Treat much the same as for cattle.

**Constipation**

Give a drench of:

"Dr. Clark's Cowlax"

—eight tablespoonfuls.

Warm water — one pint.

For lambs, give:

Raw linseed oil  
—one tablespoonful.

Whiskey — one teaspoonful.

Ewe's milk — one tablespoonful.

Mix.

Mix and give with a spoon once every day if required.

**Cutting Lambs' Tails**

Do this when they are from two to six weeks old—cut at the second or third joint—cut off with one stroke. If there is bleeding apply a little Monsell's solution.

**Diarrhoea**

Give the following drench:

Castor Oil — one half teacupful.

Laudanum — 2 teaspoonfuls.

Ginger —  $\frac{1}{4}$  teaspoonful.

Baking Soda — 1 teaspoonful.

Warm water—one-half teacupful.

Mix.

In a few hours give the following drench:

Tincture Catechu  
—two teaspoonfuls.

Laudanum — one teaspoonful.

Baking soda — one teaspoonful.

Ginger — one-half teaspoonful.

Mix.

**Dysentery**

Same treatment as for "Diarrhoea."

**Dip for Sheep**

Use "Peerless Sheep Dip," use one gallon to 100 gallons of water.

**Dropsy**

Give the following drench twice a week:

"Dr. Clark's Cowlax"

—six tablespoonfuls.

"Dr. Clark's Nitergin"

—one teaspoonful.

Warm water — one-half pint.  
Mix.

**Eyes Sore**

Use wash given under "Eye Inflammation of the Horse."

**Foot Rot**

Use "Peerless Sheep Dip," and "Dr. Clark's Hoof Ointment."

**Fog**

Treatment given under "Bloating."

**Fly**

Use "Peerless Sheep Dip."

**Foot and Mouth Disease**

Notify the authorities at once. Isolate animals, use "Peerless Sheep Dip" freely.

**Fever and Feverish Conditions**

Give the following once a day:

"Dr. Clark's Chill and Fever

Cure —one-fourth of a powder.

Warm gruel — one cupful.

Mix.

Also give the following drench:

"Dr. Clark's Cowlax"

—six tablespoonfuls.

"Dr. Clark's Nitergin"

—one teaspoonful.

Water — one-half pint.

Mix.

Feed the animal gruels and light feed.

The best cathartic for sheep is "Dr Clark's Cowlax"

### Gripes

Give same treatment as for "Colic."

### Garget—(Inflammation of Milk Bag)

Massage the bag with "Dr. Clark's White Liniment." If necessary lance the bag, also give this drench:

"Dr. Clark's Cowlax"  
—six tablespoonfuls.

Warm water — one-half a pint.  
Mix.

### Hooven

Treatment given under "Bloating."

### Impaction of the Rumen

Give the following drench:

"Dr. Clark's Cowlax"  
—six tablespoonfuls.

"Dr. Clark's Nitrogin"  
—one teaspoonful.

Warm water — one pint.  
Mix.

Also every night for a few weeks give one teaspoonful of "St. John's Condition Powders," in oatmeal gruel.

### Inflammation of Bowels

Use same treatment as for "Colic."  
Apply mustard plaster to the belly where the hair is short.

### Inflammation of Lungs

Follow much the same treatment as for "Bronchitis."

### Joint Swelling

Treat as under "Rheumatism."

### Lice

Use "Kill-a-louse" and "Peerless Sheep Dip."

### Maggots

Use "Peerless Sheep Dip."

### Mange

Use "Peerless Sheep Dip."

### Scab

Use "Peerless Sheep Dip."

### Pneumonia

Same treatment as for "Bronchitis."

### Sprains and Strains

Apply "Dr. Clark's White Liniment" or "Dr. Clark's Absorbol."

### Sore Throat

Give a teaspoonful of "Dr. Clark's Lung and Heave Cure" night and morning. Apply "Dr. Clark's White Liniment."

### Sheep Ticks

Use "Peerless Sheep Dip."

### Rheumatism and Lameness

Apply "Dr. Clark's White Liniment" or "Dr. Clark's Absorbol" freely.

### Tape Worm in Sheep

Give the following drench:

"St. John's Worm Powders"

—one teaspoonful

Oil of Male Fern

—one-half teaspoonful.

Raw Linseed Oil — one cupful.

Mix well.

### The Cleaning—or "After birth"

If this does not come away readily give the following drench:

"Dr. Clark's Cowlax"

—six tablespoonfuls.

"Dr. Clark's Nitrogin"

—one teaspoonful.

# DR. CLARK'S Peerless Sheep Dip

The best and most economical dip on the market.  
**Does not contain:**

Mercury, Arsenic, Tobacco, Etc. Does not stain the skin, wool or clothing.

"One gallon" mixed with 100 gallons of water will dip "100 Sheep."

## RECOMMENDED FOR:

### SHEEP

**Sheep Dip**—Strength one part of this Dip to one-hundred parts of water.

**Scab in Sheep**—One part with 50 parts of water.

**Mange, Wounds, Maggots, Lice, Etc.**—One part with 50 parts of water.

**Foot Rot, Foot and Mouth Disease**—One part with 50 parts of water.

## HORSES AND CATTLE FOR:

**Flies, Insects, Warbles, Screw Worm, Mange, Ringworm, Sores, Wounds, Ulcers, Etc.**

## DOGS FOR:

**Fleas, Mange, Skin Diseases, Disinfectant, Wash, Etc.**

# Dr. Clark's Peerless Sheep Dip

Sold in Pints, Quarts, Gallons and by the Barrel.

THE MARTIN, BOLE & WYNNE CO.

SOLE PROPRIETORS

WINNIPEG, CANADA

---

"Dr. Clark's Peerless Sheep Dip" is a good disinfectant.

**The Cleaning—Cont.**

Warm Gruel — one cupful.  
Mix.

As soon as this operates, the cleaning will easily come away.

**Wool Falling Off in the Spring**

Give one teaspoonful of "St. John's Condition Powders," night and morning for a few weeks.

**To Keep Sheep in Good Condition**

Two or three times a week give them a teaspoonful of "St. John's Condition Powders." It is wonderful the tonic and purifying action these powders have.



## Additional Information about Sheep

### Troubles of the Teeth

Sometimes, when the sheep is a year or two old, there will be a cap of one of the grinders, while shedding the teeth, stick on the new tooth and not fall off; this causes the animal difficulty in eating.

**Symptoms:** The sheep does not do well; would like to eat; takes food into its mouth and chews it, but throws it out again and goes off, and although it seems to be failing and does not eat, still it does not seem sick. It will sometimes be noticed to be working its tongue around its mouth.

**Treatment:** Catch the animal and examine the mouth, and if it is a cap you can tell it, for it will be higher up than the other teeth in the row. Remove the cap with a pincers and the animal will soon be all right.

### Old Sheep losing their Teeth

Sometimes an old ewe that has lost some of her teeth gets with lambs; you want to keep her over another year, and she only has two or three front teeth, which interfere greatly with her eating and she runs down and gets so poor that you think she will not pull through.

**Treatment:** Catch the ewe and pull out the remaining front teeth and let her gum it, and as soon as the gums heal up she will do well and be able to eat, and will be good for a year or so. The reason why the sheep did not do well was because all the food she could get to eat was merely what she could catch with the few stubs of teeth that remained in her mouth, and when they are pulled

out she can take the food in all right with her gums and chew it with her hack teeth, which are generally all right at this age.

### Lambing

Sheep are usually put in with the ram about the month of November. The length of time the ewe carries the lamb from the time the ram served her is five months.

### Signs of Lambing

In the young ewe about the third month she commences to make a bag; in the old ewe it is about the fourth month when she begins to make a bag; after this time the bag keeps getting larger until a day or so before she lambs; her hag and teats get hard and full a few hours before lambing; she is very cross to dogs and other animals; her eyes have a wild look and she tries to get away by herself; finally the labor pains come on, she seems in great pain, the water hag soon appears and breaks, then if the lamb is coming right, the front legs and head will come out and she will soon be delivered of her lamb.

### Troubles Met With in Lambing

Sometimes the lamb will be coming with the front legs out and the head turned back. In a case of this kind, raise the ewe's hind end up high, then oil your hands and shove the front legs back, and pass your hand inside and turn the head straight, then draw on the head and legs and it will come all right. Sometimes a lamb will be coming with only its head and neck out, the front legs being turned back inside, in this case raise the ewe's hind end up high, oil your hands and



## Troubles Met with in Lambing

—Cont.

shove the head and neck back into the womb and straighten the legs, then draw gently on them and the head and it will come all right. Sometimes one front leg and the head will be out; the lamb cannot come in this position; raise the ewe's hind end up high and shove the leg and head back into the womb and straighten the leg that is bent back and bring it up with the other leg and the head, then it will come all right. Sometimes in a case where there are twin lambs, a leg of each will be out, in this case watch when you shove them back and be sure you get hold of the two legs that belong to the one lamb, because sometimes a mistake is made and they draw on a leg of each lamb and injure both the lambs and ewe. Sometimes the ewe will try to lamb but nothing will come—the only thing you can feel in the passage is the tail and rump of the lamb; the trouble in this case is, that the lamb is coming backwards with the hind legs turned forward under it. In this case raise the ewe's hind end up high, oil your hand and shove the lamb upwards and forwards in the womb, then slip your hand down along the hind leg of the lamb until you can hook your finger around it, then draw it upwards and then backwards until it sticks straight out in the passage, as soon as you have this leg up do the same to the other, and when you have both of them up, draw the lamb out backwards. When you find a lamb coming backwards never attempt to turn it, for this is impossible in the ewe, but take it

away backwards. As soon as a ewe has lambed get her on her feet to allow the lamb-bed or womb to go back to its place, also try to get her to lick the lambs. Sometimes in a young ewe where the passage is so small you cannot get your hand in, you will need a boy with a small hand to turn the lamb, while you instruct him. Sometimes the ewe will try to lamb and the neck of the womb will remain closed, not allowing the lamb to come out; in this case medicine will have to be used.

Giveth following:

"Dr. Clark's Cowlax"—4 table-spoonfuls.

"Dr. Clark's Nitergin"— $\frac{1}{2}$  tea-spoonful.

Tincture Belladonna—15 drops

Warm Water—1 cupful.

Mix and give as a drench.

Follow every two hours if necessary with:

Tincture Belladonna—15 drops.

Warm water:—1 cupful.

Mixed.

## Giving Medicine to Sheep

Sheep are not difficult animals to handle. They are easily penned, readily caught, and submit to the various operations without serious objection. Giving them medicine is an easy matter. The animal is held between the operator's legs. The left hand is put under the chin, the head brought almost to the perpendicular, and the outlet of the drenching horn gently slipped into the mouth from the righthand side of the jaws. Do not use makeshifts for drenching. Bottles are often used, but they are clumsy and annoying to the sheep. Horn drenchers are by far the best, and lambs actually suck them. Smal-

"Dr. Clark's Nitergin" is an excellent remedy for sheep

**Giving Medicine to Sheep—Cont.**  
 ler horns should be used for sheep than for cows or horses. Wash and clean the drench each time it is used. Always have it where it can be run for in a moment when urgently wanted. Giving medicines without a drenching horn is a spoiling way, as much may be rejected or spat out.

#### **Exceptions to Weaning**

Lambs that are to be fattened from January till June should never be weaned. The dams' attentions up to the day they are killed are invaluable, and have no substitutes of equal efficiency. Feed as generously as one may, the ewe's milk is invaluable, and should be made use of to the utmost. You therefore decide that all early lambs being fattened for the butcher be not weaned.

Early lambs reared for stock purposes should not be weaned prematurely. Allowed their own way, many ewes will suckle the lambs for six or eight months; but, as a rule, all stock lambs allowed to suck for four months, or five at the furthest, will be fully qualified so far as milk can make them.

#### **When to Wean**

As in all other matters, in sheep management one must be guided by circumstances and conditions. In cold, backward springs it would be unwise to wean so early as might be done in genial weather. Weakly lambs must have more consideration shown to them than the robust. Allowing the former a week or two longer on the ewes often makes all the desired difference. When there is no special call to dry the ewes, there need be no separation till all are absolutely independent.

Premature weaning is a great error. Mistakes in an opposite direction can hardly occur. Lamb-rearing is the sole occupation of the breeding ewe, and her employment cannot be too complete.

#### **Attentions after Weaning**

It is extremely unwise to wean before young grass is plentiful. Indeed, it should never be thought of till then. If the lambs have been receiving a little hard feeding up to the time of weaning, continue this for a week or so; but the grass should be their maintainer wholly as soon as possible. Until the weaning is forgotten the ewes and lambs should be kept widely apart, and the lambs should have the best pastures available. Sound old pastures are the most appropriate grazing for newly-weaned lambs, but young grass of a clovery nature is apt to scour them and do much harm. Frequent changes of the fields are appreciated, and be quite certain they have ample food of a kind that will keep them going briskly. Newly-weaned lambs must not be left without water, and they are best provided when a stream or clear pool is available.

#### **Breeds of Sheep**

A score or more breeds are recognized, and the real utility sorts may be classified thus:

**Lowland Breeds:** Lincoln, Leicester, Romney Marsh, Border Leicester, Cotswold, Devon Longwool, Roscommon, Wensleydale.  
**Down Breeds:** Southdown, Suffolk, Hampshire Down, Shropshire, Oxford Down.

**Upland Breeds:** Exmoor, Dartmoor, Dorset Horned, Ryeland.

**Mountain Breeds:** Cheviot, Blackfaced, Kerry Hill, Welsh Mountain, Herdwick, Lonk.

# **The Ailments**

OF

# **SWINE**

THEIR  
SYMPTOMS  
AND CURE



### Acute Indigestion

"Dr. Clark's Cowlax"  
—four tablespoonfuls.

"Dr. Clark's Nitergin"  
—one teaspoonful.

Warm water — one pint.  
Mix.

Turn the pig on its back and give this drench slowly.

### Black Teeth in Young Pigs

These irritate the tongue and cause inflammation.

Treatment: Pull them out with a pair of pinchers.

### Blind Staggers—(Blue Disease)

Give the following drench:

"Dr. Clark's Cowlax" — one to four tablespoonfuls (according to age.)

Warm water—one-half a cupful.

Mix

Turn the animal on its back and give slowly. If the animal has turned blue from stagnant blood rub it well with flannel until the circulation becomes freer.

### Boils and Carbuncles

Give the following drench:

"Dr. Clark's Cowlax"  
—two tablespoonfuls.

"Dr. Clark's Nitergin"  
—one half teaspoonful

Water. — One cupful.

Mix.

Turn the pig on its back and give slowly. Repeat in four days, also give one teaspoonful of "St. John's Condition Powders" every night for two weeks.

### Canker

Use a solution of:

Alum — One teaspoonful.

Water — one cupful.

Mix.

Apply with a sponge.

### Colic

Give one-half to one teaspoonful of "Dr. Clark's Colic Cure."

### Constipation

Give the following drench:

"Dr. Clark's Cowlax"—one to four tablespoonfuls (according to age.)

Warm water — one cupful.

### Choking

Adopt the same treatment as for "Cattle."

### Diarrhoea

Give a gruel drink of the following:

Flour — one cupful.

Baking Soda—one tablespoonful.

Ginger — one tablespoonful.

Mix in half a pail of water and give three times a day. This is enough for 6 small pigs.

### Epilepsy, Fits, Etc.

Usually caused by worms. Give one-half teaspoonful of "St. John's Worm Powders" every night for three or four days, also give them salt, charcoal and sulphur in the feed.

### Founder or Sore Feet

Poultice with "Thermogistine" and then apply "Dr. Clark's Hoof Ointment."

### Hog Cholera

As soon as pigs are noticed ailing separate them from the others and give the following drench:

"Dr. Clark's Cowlax"

—one to four tablespoonfuls.

"Dr. Clark's Cowlax" is the best physic to give pigs

**Hog Cholera—Cont.**

**"Dr. Clark's Nitergin"**

—one-half to one teaspoonful.

Sulphur — one teaspoonful.

Warm water — 1 cupful.

Mix.

Feedsweet milk and bran mashes, also notify the authorities.

**Garget**

Give same drench as in "Milk Fever of Sows". Massage with **"Dr. Clark's White Liniment"** —lance if necessary.

**Inflammation of Milk Glands**

Treatment given under "Garget."

**Indigestion**

Give one teaspoonful of **"St. John's Condition Powders,"** every night for a few weeks.

**Lice**

Use **"Kill-a-louse"** and **"Peerless Sheep Dip."**

**Mange**

Use **"Peerless Sheep Dip."**

**Milk Fever in Sows**

Give the following drench:

**"Dr. Clark's Cowlax"**

—two tablespoonfuls.

**"Dr. Clark's Nitergin"**

—one teaspoonful.

Warm water — one cupful.

Mix.

Turn the sow on her back and give the drench slowly. Also give every night for a few weeks one teaspoonful of **"St. John's Condition Powders."**

**Sore Throat**

Massage the neck with **"Dr. Clark's White Liniment."** Place a small quantity of sulphur

in the mouth. If very bad poultice with **"Thermogistine."**

**Turning out of the Bowel or Rectum**

As soon as noticed syringe out the bowel with warm water and soap until clean, then oil and shove back in place. Give the following drench:

**"Dr. Clark's Cowlax"**

—two tablespoonfuls.

Warm water — one cupful.

Mix.

Also put a few spoonfuls of sulphur in the feed for a few days.

**Worms**

Give from one-half to one teaspoonful of **"St. John's Worm Powders,"** every night for a few days. Give the animal salt, sulphur and charcoal in the feed for a few days.

**Wounds**

Apply **"Dr. Clark's White Liniment."**

**Sores**

Apply **"Dr. Clark's White Liniment"** or **"Dr. Clark's Barb Wire Liniment."**

**Rheumatism and Lameness**

Apply **"Dr. Clark's White Liniment,"** or **"Dr. Clark's Absorbol."**

**Strains and Sprains**

Apply **"Dr. Clark's White Liniment"** or **"Dr. Clark's Absorbol."**

**To Make Pigs Healthy and Profitable**

Give them occasionally doses of **"St. John's Condition Powders."** These powders purify

For worms in Pigs the best remedy is St. John's Worm Powders

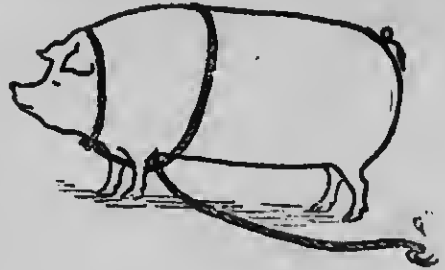
**How to Make Pigs Healthy and Profitable—Cont.**

the entire system and act as a powerful tonic and system cleanser—keep the animals in splendid condition and increasing their value in many ways.

**How to Handle a Pig.**

One man can easily handle any ordinary pig with this tie. To load pig into sleigh, lift hind end of box to the ground and when the pig is driven to front

end of sleigh, it is easy to replace box on sleigh again. To fasten pig in sleigh pass rope through hole in bottom of box and tie, or between top and bottom box.



## Additional Information about Swine

### Fracture of a Pig's Leg

**Causes:** This may be caused in various ways, such as being hit by a stone, being kicked, or from getting the foot through a hole in the floor and giving the leg a wrench.

**Symptoms:** The pig cannot use its leg in walking; it will hang loose. If you take hold of the leg and twist it you can hear the ends of the broken bones grating on each other.

**Treatment:** If it is a fat pig, and about ready to kill, it is best to butcher it. If it is a pig you want to save, and the ends of the broken bone are not out through the skin, try and treat it. Take a long bandage, soak it in starch (same as is used for starching clothes), when you are drawing the bandage out of the starch, draw it between your fingers and scrape it with a knife to get as much of the starch out as you can, so it will harden quicker; roll the bandage up so it will be handy to put on the leg, then set the broken bone to its place, and put the bandage on the leg moderately tight. After it is on, hold the leg and bandage straight until the bandage hardens, after that it will hold the bone to its place. Keep the pig very quiet, and feed it so it will not have to stir around. Leave the bandage on for three or four weeks, until the pig can use the leg all right, then remove the bandage by cutting it off. If the break is in the hip, or some place where you cannot bandage it, leave the pig in a very quiet place, and sometimes the broken bone will knit together itself.

### Broken Back in Pigs

This is very often seen in sows when they are very thin and weak after suckling pigs. It will happen very easily sometimes; a very little tap on her nose will sometimes break a sow's back; getting hit over the back, slipping, or from something falling and hitting her over the back will sometimes cause it. It may occur in other pigs in the same manner, but they are not so liable to be hurt as weak sows just after you wean the little pigs.

**Symptoms:** All at once she will lose power of her hind quarter and drag them after her. If you prick the hind parts with a pin she cannot feel it, and will lie there quite helpless.

**Treatment:** Put the sow in a small, clean pen with a good bed, and feed her so she will not be hungry and try to move around. Give one or two teaspoonfuls of sulphur a day in her feed to keep the bowels loose. Keep her as quiet as possible and she will probably get well in the course of time.

### Difficulties met with in Sows Pigging

The average time it takes a sow, after being put to the boar, before she has pigs is three months, three weeks and three days. In a month and a-half after being put to the boar, she begins to get larger and continues getting larger until pigging time. Just before she pigs she is noticed to be uneasy, and starts to make her bed; if anything disturbs her she makes a fuss and seems excited.

### Difficulties met with in Sows Pigging—Cont.

After her bed is made she seems sick and lies down for a short time, then the labor pains come on—she will strain and the water bag will appear and break, if the pigs are coming all right, she will soon be delivered of one; the front feet and head should come first but sometimes they come with the hind feet first; in a few minutes more she will strain again and another pig will be delivered, and so on until they are all delivered. After this there is usually no trouble unless the sow has too much bedding and she smothers the little pigs. Sometimes, when a sow is pigging, a pig will come crooked and get lodged in the passage and she cannot pig without a little assistance. The pig may be coming head first with the front feet turned back, or coming with its hind end first and its legs turned in under it, and all you can feel while examining is the tail and rump. If the sow is large enough for you to pass your hand into the passage, oil your hand and pass it up; if the front legs of the little pig are turned back shove it back into the womb; catch the legs with your finger and bring them up even with the head, then pull on the legs and it will come all right. If it is coming backwards, and the hind legs are turned under it shove the pig back into the womb and straighten out the legs so as to have the hind feet coming first. In case the sow is too small for a man's hand to go into the passage, get a boy that has a small hand and have him oil it and pass it up into the passage, and by you telling him what

to do he can bring it away all right. In working with sows always keep your hand well oiled, and try and not bruise the passage, for it will swell and make it worse for you to work at.

### How to Ring a Pig

The object of ringing pigs is to keep them from rooting. The best way to ring them is to first make a noose on the end of a small rope, slip the noose into the pig's mouth, draw it tight on the upper jaw, and have the rope over a beam or something to draw the pig's head up tight; have a pincers and ring, which can be obtained at any hardware store, place the ring in the pincers, and while the pig is pulling back, close the ring on its nose so as to catch about one-quarter of an inch of gristle; this is done by pressing on and closing the handles of the pincers. Be careful not to put the ring back farther than one-quarter of an inch, also see that there is no rust on the ring before putting it in. Put in from one to three rings, according to the size and age of the pig. If the nose should fester after ringing, it is best to take the ring out.

### Weaning

This takes place at seven or eight weeks old. If a big family, and the mother has suckled well, and become very poor, it is quite time to wean the little ones at seven weeks old; even before that time the sow should be given opportunity to get apart sometimes from the ravenous lot, else they pull her about and annoy her sadly. There is, too, a little danger that she may fall rough on her family, which ceases

---

"Dr. Clark's Cow-lax" is the proper physic for hogs



### Weaning—Cont.

not troubling her. If a small farrow, and the mother has not given herself away much, so to say, to her family, eight weeks old will be time enough to finally separate. Many have ere now taken a part of a big farrow away a week before the weaker members, and so gained two ends, viz., gradually stopped the suckling, and favoured the weaker ones.

### Tickets

Is not uncommon in young pigs, nor in all other young animals. Pigs often fall soon after being weaned. It is almost a cureless malady.

**Causes:** Imperfect nutrition of the bones, and a deficiency of earthy salts in the bones, unsuitable food, and hereditament. **Symptoms:** Loss of proper use of hind legs—indeed, of hind-quarters—so that the latter are dragged after the patient—or the whole hindquarters may reel about in a most helpless manner. There is little constitutional disturbance, and the patient appears to eat, drink, and live happily enough. The malady may be distinguished from most others by the serious state being unaccompanied by illness.

**Treatment:** Slaughter. It pays not to treat, because hardly one patient in a score sufficiently recovers, under the best treatment, to grow into a fair specimen of its kind. But, put in a quiet apartment, where undisturbed by its fellows, or otherwise, some have fattened up the patients into fair pork, for the tendency, in so much lying, is to get fat, there being no pain.

### Measles

The young, as with human beings, are most commonly attacked, and the ailment is contagious to a degree, but amenable to proper treatment. The worst of it is, as with swine fever, it is often mistaken. In truth, in all maladies it is the most difficult matter to identify the true complaint. **Symptoms:** Diarrhoea, sore throat, first noticed by food being rejected, and trouble in swallowing, stuffed up nostrils, breaking out of blotches on skin and in the mouth, and desire to lie quiet.

**Treatment:** Soft food of gruelly order, warmth, fresh air, cleanliness, and above all, a good bed of dry wheat and oat straw. Also give "**Dr. Clark's Cowlax**," one tablespoonful; "**Dr. Clark's Nitergin**," one-half teaspoonful in the food, if necessary to keep the bowels regular. This ailment runs its course in ten days.

### Catarrh

Coughs, colds, and chills all come under the order of catarrh, and are too common among pigs. There is no danger directly, but it is so apt to lead to fever that prompt means should be taken to cure.

**Causes:** Cold, damp, sties, damp beds, draughts, varied temperatures, and low situations lead to the trouble; hence all the faults should be promptly corrected. There is ever more suffering in close, low, stuffy, over-warm sties, than where there is plenty of fresh, crisp air, with only reasonable warmth. Fogs at hack end of the year, and cold east wind at spring, are very liable to cause catarrh.

**Catarrh—Cont.**

**Symptoms:** Shivering, lack of appetite, thirst, creeping into litter away from troublesome, unquiet companions, cough, husk, and snuffling, in fact, nose stuffed up. Eyes are red and more or less inflamed, so that bright light appears to give pain. The patient, in truth, shows many of the symptoms mentioned in other diseases, but they are not, save in extreme cases, alarming.

**Treatment:** Catarrh is an ailment for successful treatment. The patient must be kept reasonably warm, in pure air, be provided with a plentiful bed of dry straw, sty be kept clean, and food be of the lighter, liquid, toothsome order—say, good brothy milk, improved a little with barley, maize, or rice meal, and cooked vegetables. All should be served warm in such small quantities three times a day as are cleared up; if not cleared up, the remains must be removed. Of medicine there needs be very little if any. Good nursing is the chief requisite. Keep the bowels regular with the following drench:

"Dr. Clark's Cowlax"—one tablespoonful.

"Dr. Clark's Nitergin"—one-half teaspoonful.

Warm gruel—one cupful.  
Mix.

**Salt**

Neither in medicine, or otherwise, should salt be given, for it is poisonous to pigs, and cases of fatality through brine put in the hog-tub not very uncommonly occur. The signs of salt poisoning are shrieking, spasms, paralysis

of hind quarters, and death in three or four hours.

**Drenching**

Pigs may be drenched by putting a noose over the upper part of the snout when the animal will hang back on its haunches and squel, the medicine can be spooned in slowly. Pigs will take oil, salts and other medicines if given mixed with sweet milk in the trough.

**Thumps in Pigs**

Is a disease mainly due to over-feeding and is often a serious trouble with the young pigs, the cause being known, the treatment will be to reduce the feed and give the sow or the pigs a dose of physic, like the following:

"Dr. Clark's Cowlax"—one tablespoonful.

"Dr. Clark's Nitergin"—one-half teaspoonful.

Warm water—one cupful.  
Mix.

**Removal of the Boar's Tusks**

Is easily accomplished by the stockman, and renders the animal less dangerous to manage. Snub to a post, by means of a strong rope one end of which is noosed and applied over the upper jaw of the pig. Take a pair of strong pinchers apply over the tusk close to the gum, close the pinchers tightly and give a sharp tap or two with a hammer to the exposed jaw of the pinchers, the tusk will be broken off easily and without hurt to the boar.

**Hog Cholera (Swine Plague)**

Is due to a very minute germ. The symptoms are: The eyes look dull, and deep set in the head; the hair seems to rise or

"Dr. Clark's Cowlax" is the proper physic for hogs.

### Hog Cholera (Swine Plague)—

*Cont*

rough up; the inner corners of the eyes are gummed up; the animal is dull and weak; he does not run to his feed, but comes slowly or not at all; eats as though he had no appetite; holds the nose down close to the ground, or it is drawn to one side; does not lie down with the other swine, but mopes about by himself, or lies in the sun, instead of the shade; and as the disease progresses, he refuses his food altogether. Lies down a good deal, an unsteady gait; and shows a tendency to bury his head, or even his whole body in the litter. This is the commencement stage.

If it falls upon the brain and spinal cord with intensity, the pig may give a sudden squeal, and fall down in convulsions and die in a few minutes.

If it falls more upon the throat windpipe and lungs, then the ears swell with swelling along the neck; or the entire neck swells; or a hot, painful swelling appears along the throat or windpipe, which may even extend down to the fore legs and along the belly; there is also difficult breathing, with much heaving of the flanks, which, when extreme, is called "thumps"; with a wheezy, laborious cough, attended with evident pain, with froth from the mouth, and the squeal and grunting is hoarse; a reddish, bloody matter flows from the nose, and the dung is dry and pasty; in white hogs, red (erysipelas) patches appear about the neck and breast, with swelling; at first the patches are bloodred, running together, and later they become blueish, or, if the case becomes fatal, a bluish-

black color. In some cases small blisters or pustules appear along the edges of the lips, mouth and tongue, which are filled with gangrenous, corrosive fluid, and later these become of a purple, lead or grey color. The hog, in attempting to run, sways about or totters, and the hind legs give out, so that he sits upon his haunches like a dog, and later the fore legs give out also. If started up, he runs off with a squeal resting on his hind legs, with his nose to the ground.

When the morbid process localizes itself more upon the kidney and the lining membrane of the bowels, the back soon becomes arched, the animal is drawn up with evident pain and the belly becomes very tender; there is at first only very scanty wax-like or dry dung, or none at all, followed, in the more advanced or fatal cases, with frequent loose, offensive or bloody discharges. Towards the close the heaving of the flanks increases, reddish or frothy matter runs from the mouth and nose, and increasingly offensive discharges from the anus.

**Duration of the Disease:** Some cases terminate fatally within two days, even in a few hours, after the first symptoms were observed, though an earlier stage was doubtless in such cases overlooked. But in general the average duration of the disease is from five to fifteen days, and some have continued from three to six weeks, and have recovered, while others have died from repeated relapses.

**Treatment:** Given on previous pages under "Hog Cholera."

**Ailments of**  
**POULTRY**  
**BIRDS**

**ETC.**

THEIR SYMPTOMS  
AND THE CURE



### Bumble Foot

Enlargement of the joint. Bathe with warm water and massage with "Dr. Clark's White Liniment."

### Black Rat

Congested condition of the comb. Apply the following mixture: "Dr. Clark's White Liniment"—one spoonful.

Distilled Witch Hazel—eight spoonfuls.

Also apply a little vaseline.

### Comb Ailments

Apply "Dr. Clark's White Liniment." Change of food.

### Constipation

For Fowls—Give olive oil, sulphur and green foods.

For Canaries—Give a few drops of castor oil.

### Cramps of Muscles

Apply "Dr. Clark's White Liniment."

### Rheumatism

Apply "Dr. Clark's White Liniment."

### Crop Bound

Massage the crop with "Dr. Clark's White Liniment."

Drench with:

Soda Hyposulphite — one-half ounce.

Water—one pint.

Mix.

If necessary cut the crop open, remove the contents, use anti-septics and sew up.

### Crop Dropsy—(Slack or Soft Crop)

Give one of the following pills 3 times a day:

P. Capsicum—ten grains.

P. Alum —ten grains.

P. Copperas.—five grains.

Mix. Divide into 12 pills.

### Cuts

Apply "Dr. Clark's White Liniment" or "Dr. Clark's Barb W<sup>h</sup> Liniment."

### Debility

Fresh air sunshine, and occasionally one teaspoonful of "Dr. Clark's Poultry Tonic," mixed with each quart of feed.

### Diarrhoea and Dysentery

Give a few drops of castor oil to clear the bowels and the following pills:

P. Capsicum—ten grains.

P. Catechu —ten grains.

P. Alum —5 grains.

Make into 12 pills. Give one three times a day

### Eczema

Put a pinch of Bicarbonate of Potash in the drinking water, and dust with "Lister's Borated Talcum."

### Egg Bound

Hold the bird over steam arising from a hot bran mash. Canaries and small birds can be held over an egg cup or some small vessel. Give 4 or 5 drops of olive oil.

### Eyes, Sore or Inflamed

Use "Fowler's Eye Water."

### Fleas

Dust the bird with "Killalouse" or Insect Powder. By holding the bird upside down you can get the powder next to the body.

For injuries and ailments of Birds, use "Dr. Clark's White Liniment" externally

**Gapes or Roup**

This is due to parasites in the wind pipe. Heat a brick quite hot, place it in a box and on it drop one or two teaspoonfuls of "Dr. Clark's Creol," place the bird in this box and let the fumes be inhaled until almost to the point of suffocation, then remove. This usually cures the trouble. Give the following:

"Dr. Clark's Poultry Tonic"  
—three teaspoonfuls.

"Dr. Clark's Creol"—five drops.

Mash Feed —one quart.

Mix.

This is enough for 12 fowls.

**Gout**

Caused by overfeeding. Apply "Dr. Clark's White Liniment." Give a light diet and exercise.

**Indigestion**

Caused by lack of grit and fermented foods. Supply the birds with ground oyster shells, sand and gravel. Give "Dr. Clark's Poultry Tonic."

**Leg Weakness**

Put a teaspoonful of Parrish's. Syrup in the drinking water, also lime water. Massage with "Dr. Clark's White Liniment."

**Lice**

Dust with "Killalouse."

**Soft Eggs**

Feed ground oyster shells. Give sand or grit. The following is a good food for this trouble as well as an excellent tonic for fowls:

"Dr. Clark's Poultry Tonic"—one tablespoonful for 20 hens. To be mixed with the feed.

**Roup**

Treatment given under "Gapes."

**Pip**

Scrape the horny pip off the tip of the tongue and apply a solution of alum and water.

**Worms**

Mix a teaspoonful of "St. John's Worm Powders," in the feed for 20 hens.

**To Keep Canaries and Cage Birds Healthy**

To keep these pets in a healthy condition, and to have their plumage perfect, to increase and improve their singing qualities, give from three to five drops of "Dr. Clark's Bird Tonic" on a lump of sugar. It keeps them healthy and prevents the ailments and weaknesses which sometimes affect cage birds.

**To Make Hens Lay**

Mix one to two teaspoonfuls of "Dr. Clark's Poultry Tonic," in a quart of mash or feed. Give night and morning. This is sufficient for 12 hens.

**To Cure Chicken Cholera**

Mix two to three teaspoonfuls of "Dr. Clark's Poultry Tonic" with a quart of mash for 12 fowls and give three times a day.

**The Best Mash for Poultry**

Equal parts of cornmeal, bran, middlings, and made into a mash, not too soft.

For injuries and ailments of Birds, use "Dr. Clark's White Liniment" externally

# The Way to Make Hens Lay

IS TO GIVE THEM IN THEIR FEED

## DR. CLARK'S **POULTRY TONIC**

Prevents Disease,  
Powerful Digestive Tonic,  
Makes Hens more Productive and Profitable.

Prevents and Cures:

**CHOLERA, ROUP, GAPES, ETC.**

This is not a bulky food, but is a powerful and concentrated stimulating tonic that makes and keeps Poultry healthy and profitable.

The best preparation on the market for:

**TURKEYS, GEESE, DUCKS, FOWL, ETC.**

Price 25 Cents per Package.

**THE MARTIN, BOLE & WYNNE CO.      SOLE PROPRIETORS**  
**WINNIPEG, CANADA.**

"Dr. Clark's Poultry Tonic" produces profitable results.

## Additional Information about Poultry

### Reproductive Organs of Poultry

The reproductive organs, urinary and digestive organs, terminate in one tube called the "cloaca." The testicles in birds are located under the hack bone just in front of the kidneys, on a level with the origin of the last two pairs of ribs. The excrement of poultry is, as all know, of two colors showing distinct portions. The white portion is the kidney secretion, the dark portion the bowel excretion. Experiments have been carried on to determine the length of time necessary to elapse before all the eggs of a flock of hens will be fertile after the placing of the cock with them; it has been found that an interval of ten days is about the time required; it has also been found that the same time must elapse after removal of the cock before all the eggs are infertile.

Muscular development in poultry is mainly of interest in connection with its fitness for the table; we find that the same width of hack and breast is desired in poultry as in other meat bearing stock. The breast, especially, should be well covered with meat to fully supply the demand of the meat market; to obtain such, plenty of exercise, pure air, good food and water are necessary, together with the grit before mentioned; heredity has a powerful influence similar to its results in cattle. The time necessary for the bringing forth of the offspring varies according to the species, chickens are hatched out in three weeks, goslings, ducklings, and poult

(the young of the turkey) in a month. The development of the chick in the egg, by the aid of the incubator, supplies the investigator with a large part of his knowledge regarding the development of the young animal in the womb, beginning with the time when the ovum was impregnated in the tube until it is expelled from the womb. The egg is kept at an average temperature of 103 degrees when in the incubator.

### Formation of an Egg

Fowls have only one ovary and one oviduct at maturity; from the ovary comes the ovum, consisting of the yolk enclosed in a thin membrane, at the upper part of the oviduct it is fertilized; it is then forced down the oviduct by contractions of that tube; during its downward course being coated with a dense layer of albumen, lower down the oviduct more albumen is added, the last albumen added being more watery than the first, then a thin film-like membrane formed of albumen is added; still further down, the small end outwards, it reaches the uterine widening where it is coated with a thick white fluid which hardens and becomes the shell. The color of the egg shell is got from the color secreting villi of the uterine cavity, the pores in the egg shell being the result of contact with those villi. The shell substance contains carbonate of lime with a little carbonate of magnesia, phosphate of lime and magnesia; food containing these materials or the materials themselves must there-

"Dr. Clark's Poultry Tonic" makes hens more productive



# DR. CLARK'S KILL-A-LOUSE

Poultry, Horses, Cattle, Sheep, Dogs, Pets, Plants, Etc.  
**KILLS AND EXTERMINATES:**

Lice, Ticks, Fleas, Mites, Aphides, Slugs, Cut Worms, Bugs,  
Insects, Etc.

Use It for

## POULTRY

**For Lice**—Dust the fowl, roost, nest and floor.

**Nest Mites**—Dust nests and surroundings.

**Setting Hens**—Dust once a week with this powder.

**Chicks**—Dust the hen, chicks, incubator, brooder, etc.

## DOGS

**Fleas and Lice**—Dust the powder freely into the hair and also the kennels.

## SHEEP

**Sheep Ticks**—Part the wool and dust in freely.

## HORSES AND CATTLE

**Lice, Insects, Etc.**—Stroke against the hair and dust in freely.

**Shrubs and Plants**—Dust on when foliage is damp.

## Dr. Clark's Kill-a-Louse

Price 25 cents

THE MARTIN, BOLE & WYNNE CO.

SOLE PROPRIETORS

WINNIPEG, CANADA

"Dr. Clark's Kill-a-louse" will exterminate lice and mites thoroughly

**Formation of an Egg—Cont.**

fore be supplied to the feathered farm stock. The egg takes from four to six hours to travel from the ovary to the uterus, where it may stay twelve to twenty-four hours before being extruded as the egg of commerce.

**Mating of Poultry**

The same principles of mating apply to poultry as to the four-footed stock; therefore for breeding purposes a cock may be allowed ten to twenty hens, more than that number is unprofitable, the large percentage of infertile eggs complained of by many farmers is due to the overtaxing of the procreative powers of the cock. Pullets and year old hens are the most profitable layers, the breeding hens should be one year

old or upwards; it is not advisable to hatch from pullet eggs. Ducks are usually paired or two ducks to one drake; the female may lay as many as 40 to 50 eggs in a season. The gander is usually given three geese, who lay two settings of eggs in a season; geese do not lay until one year old. Turkeys are slower in coming to maturity than other fowl, the tom (male turkey) should be from two to three years of age before mating to get the best results, five turkey hens are allowed to a tom; an interesting fact about the mating of turkeys is that one visit suffices to fertilize all the eggs (10 to 20) laid by the turkeys at one period, it is quite common for the turkey hen to lay twice in a season, the second lot are rarely fertile.




Dr. Clark's Poultry tonic makes hens more productive.

"Dr. Clark's Bird Tonic" keeps birds healthy.

# Ailments of CAGE BIRDS

## AND REMEDIES



"Bird Invigorator" a dainty morsel for birds

## Ailments of Cage Birds and Remedies

### Abscess

This is a growth or swelling, caused by inflammation or injury. The lump is filled with pus or a watery fluid.

**Treatment:** Apply a small quantity of "**Dr. Clark's Absorbol**," with a camel hair brush to the swelling, every second or third day. It may be necessary to open the abscess with a lance or sharp pen-knife, press out the pus, wash the opening and apply "**Dr. Clark's Creol Soothing Salve**" to heal it. If the abscess is on the foot, a warm poultice of "**Thermogistine**" will cure it.

### Amputation

From the Latin *amputo*, I cut off. Although not a malady, Amputation may occasionally be rendered necessary in consequence of disease or injury, and may advantageously be briefly considered in this place. In avine surgery, Amputation is confined to the wings, or legs, on account of some hurt or affection requiring the removal of the part affected, in order to the preservation of the patient's life.

In a case calling for active interference, such as when the first joint of a wing has been lacerated past hope of recovery, or a toe has become affected by disease, which appears to be spreading, the operation is simple enough, and can be readily performed by an amateur gifted with coolness and a little tact. The bird must be held in the left hand, the part affected being supported between the thumb and index finger, and

the knife, or scissors, which must be perfectly sharp, is to be applied quickly and firmly, with the right hand, to the part requiring removal.

Should undue haemorrhage follow, it will be more readily, and less painfully arrested by the application to the bleeding surface of the actual cautery, in the shape of the point of a knitting-needle, heated to white heat, than by any other means. The patient must then be placed in a cage without perches, the floor of which must be covered with moss or fine hay; food and water must be placed within its reach, and the cage left where the inmate will not be disturbed until recovery has ensued.

### Anascara (Dropsy)

An incurable ailment of birds.

### Aphonia (Loss of Voice)

Usually caused by a chill during moulting.

**Treatment:** Ten drops of glycerine and 10 drops of "**Dr. Clark's Bird Tonic**" in the drinking water.

Supply a morsel of fat bacon for the bird to peck at.

See that your bird seed is free from dust.

### Aphthae

Or small ulcerations in the mouth and throat, from the Greek *apto*, to fix upon. This complaint is generally brought on by the bird's drinking-vessel having been allowed to get foul, when its sides become covered with fungoid growths, the spores or germs of which attach themselves to the mucous surface of the tongue and

**Aphthae—Cont.**

throat, and, if left unchecked, cause the death of the patient by starvation, as, with the organs of deglutition in this state, the bird is unable to swallow its food.

Treatment: Chlorate of potassium, or borax, are to be administered, in the proportion of twenty grains of either to each ounce of drinking water; or, better still, ten grains may be mixed with one drachm of glycerine, or honey, and the bird's mouth be wiped out with this preparation, three or four times a day, by means of a small camel hair pencil. Indeed, both plans may be advantageously combined; and the strictest attention to cleanliness need scarcely be insisted on.

**Apoplexy**

Nothing can be done in this affliction.

**Asthma**

Asthmatic birds rarely improve and usually waste away and die. See also "Bronchitis" (often mistaken for asthma).

**Bathing, Rules for**

As many complaints are brought on by the injudicious use, or the deprivation, of the bath, it may be advantageous in this place to give a few general rules upon this important subject. In their wild state, the greater number of birds bathe, often several times a day; and the immersion, or sprinkling, is necessary to them for the preservation of their plumage in good condition, no less than for the cleansing of their feet and skin from such foreign matters as they have been brought in contact with.

1.—Do not let birds, especially

those of foreign extraction, bathe in cold water during the winter.

2.—Do not allow them to make themselves so wet that they are unable to fly, as they are apt then to sit and mope at the bottom of their cage, and to take a chill.

3.—Let the hathing vessel be of convenient depth, as I have known instances of birds being drowned in a deep pan, in which they had tried to wash themselves.

4.—Never allow a bird to drink the water it has washed itself in.

5.—Let a bird bathe every day during the fine weather, but not more than once or twice a week during the winter, and then let the water be at least lukewarm; and remove it after a minute or so, to prevent the bird from wetting itself too much.

6.—It is safer, on the whole, not to permit sitting birds to wash, unless the weather is very dry, when a slight sprinkling will do good, both to the bird and to her eggs, while a thorough wetting would be very apt to chill both.

**Beak, Overgrown or Broken**

Occasionally one or both mandibles of captive birds will grow to an abnormal length, and may even interfere with the creature partaking of its food, in which case the excessive growth must be removed by means of a small pair of sharp scissors, taking care not to go near the quick.

Sometimes, especially in the case of parrots, the point of the upper mandible gets broken off, and the under one develops to such an extent that it has to be periodically cut. In such a case, the broken point is seldom reproduced and the bird becomes accustomed

**Beak, Overgrown or Broken—Cont.**

in time to the altered condition of its beak, and experiences no inconvenience from its loss.

**Blindness**

See "Ophthalmia"

**Blood from Intestines**

See "Dysentery"

**Blood—(Impure and Weak)**

Give "Dr. Clark's Bird Tonic" in the drinking water.

**Bowels, Inflammation of the**

This is not an uncommon disease of cage birds, and may be attributed either to an error in diet, to the effects of a chill after bathing, or a sudden change in the weather. If discovered in time, it may be cured, but if the sufferer is left to go unrelieved for a day or two, there is but small probability of its recovery.

**Symptoms:** Fulness in the abdominal region, a greenish, acrid discharge from the vent, excoriating the surrounding parts, frequent efforts on the part of the bird to relieve itself, great thirst, and loss of appetite.

**Treatment:** This must be commenced by giving the bird from one to six drops of olive oil, according to its size, by the mouth, and anointing the vent with the same, by means of a small camel hair pencil, or a feather. Keep the patient warm, and on no account suffer it to be disturbed and annoyed by inquisitive and unsympathetic companions. Give a diet of bread and milk food.

**Bowels (Obstruction of)**

This is a different ailment to constipation and is usually caused by the bird swallowing too much fine

sand. Always use coarse or gritty sand and avoid this trouble.

**Treatment:** Give coarse sand and a few drops of castor oil.

**Bruises**

Usually newly caught or wild birds bruise their heads and points of the shoulders, in their frantic efforts to escape.

**Treatment:** Clip the feathers of one wing, pad the cage, screen it, and to the injured parts apply warm water and "Dr. Clark's Creol Soothing Salve."

**Bronchitis**

From the Greek *brogchos*, the windpipe, and the termination *itis*, is the term applied to an inflammatory affection of the mucous membrane that lines the bronchial tubes, and may be either acute or chronic. It is caused by exposure to cold or wet, or to local irritation, such as the bird being placed above the level of the gas burners in a room, or in a draught between a door and a window.

**Symptoms:** Hard breathing, a chirping or rasping noise accompanying every breath, and occasional paroxysms of coughing; the bird sits with ruffled plumage and closed eyes during the greater part of the day, but wakes up every now and then to feed, and, if spoken to, answers in a harsh croaking voice; it scatters the seed about a good deal, and drinks more than usual; but, except in the case of the larger parrots, there is not, usually, much discharge of fluid from the nostrils.

**Treatment:** If the affection be due to a cold, a little oxymel of squills, must be given three or four times a day, in doses varying from one drop to six or ten drops,

Many ailments of birds are corrected with "Eno's Sweet Castor Oil"

**Bronchitis—Cont.**

according to the size of the patient. The temperature of the room must be carefully regulated, and maintained at not less than 60 degrees Fahrenheit, night and day, while, in the case of the African parrots, it may advantageously be raised to 80 degs., 85 degs., or even 90 degs. Draughts, of course, must be studiously avoided, and an ordinary kettle be used to supply the necessary amount of moisture to the atmosphere of the room. If there is much prostration one or two drops of brandy or whiskey, or even port wine, may be conveniently mixed with the oxymel of squills.

The acute form of this complaint usually follows upon exposure to a current of air, and may be recognised by its sudden onset; while the chronic form comes on gradually, and is due to the influence of hot, dry, and exhausted air, such as exists in the upper part of a room where gas is burning. The latter form of Bronchitis is, perhaps, the most common, and is generally, but erroneously, termed by bird-keepers Asthma, to which the reader is referred. See also Catarrh.

If the bird is in poor health, add 5 or 10 drops of "**Dr. Clark's Bird Tonic**" to the drinking water.

**Bumble Foot**

Treatment given under "Poultry."

**Catarrh**

A common ailment of birds, parrots usually suffer from it more than other varieties of the feathered tribe.

Symptoms: A thin watery dis-

charge from the nostrils, gradually becoming a thick heavy discharge, which invades the windpipe and bronchial tubes, producing suffocation.

Treatment: For small birds give one to two drops of laudanum, for parrots give four to eight drops, once a day. Give very little drinking water. A very small quantity of food for a few days. If the nostrils are blocked apply a small quantity of olive oil on a feather up the nostrils.

**Chorea (St. Vitus Dance)**

This ailment is usually caused by fright.

Symptoms: Involuntary twitching of the muscles and movements of the limbs. These twitchings and erratic movements are usually intermitted during sleep.

Treatment: Place from 5 to 10 drops of "**Dr. Clark's Bird Tonic**" in the drinking water. Good nourishment, also bread and milk. If constipated give one to two drops of "**Eno's Sweet Castor Oil**," for parrots and large birds give four to ten drops.

**Colds**

See treatment under "Aphonia," "Bronchitis" and "Catarrh."

**Congestion**

Caused by cold feet, chills, etc.

Symptoms: These are easily defined, but less readily recognised. On being exposed to a sudden chill, a bird will shiver, and ruffle up its feathers, looking thoroughly miserable and uncomfortable; and if taken in the hand, the feet will be felt to be cold, and the surface of the body, under the wings, will also be cooler than usual to the touch. If the Congestion has already existed for some time, the bird will

### **Congestion—Cont.**

be feverish instead of feeling cold, while the mucous membrane of the mouth and the eyes will be more or less harsh and dry.

**Treatment:** No time must be lost in either case, in applying warmth. Let the bird's cage be covered over, except the front, and be placed near the fire. Give warm water to drink, and some bread and milk, also warm, if the patient seems inclined to eat. Put in the drinking water, five drops of "Dr. Clark's Bird Tonic" and one drop of Tincture of Aconite.

### **Convulsions**

See "Apoplexy," "Epilepsy," "Vertigo," etc.

### **Consumption**

See "Phthisis" and "Tuberculosis."

### **Constipation**

Want of stones in the gizzard—without which the bird cannot possibly digest its food properly—will often produce Constipation, which is frequently caused, in soft-billed birds, by partaking of too much hard food.

**Symptoms:** The sufferer will be seen making frequent ineffectual attempts to relieve itself, shaking the lower part of the body, and jerking the tail towards its feet; occasionally it pecks at the vent, and, when any evacuation takes place, it will be found to be hard and lumpy; in bad cases there is a swelling of the lower part of the abdomen, which has a white appearance.

**Treatment:** A change of diet is the most certain method of getting rid of this complication; thus, a bird that has been dieted for a long time on dry seed, will be

greatly benefited by the use of a little bread and milk, and a small quantity of fresh green food, such as groundsel, every day; while one that is usually fed on sop, or some similar preparation, should be given more insect food, meal-worms, blackbeetles, or a branch of a tree or plant covered with green fly.

Give a few drops of "Eno's Sweet Castor Oil," for large birds like parrots give four to ten drops.

### **Crop Bound**

**Treatment:** Give a few drops of "Eno's Sweet Castor Oil," and coarse gravel in the cage. If necessary to operate see treatment given for poultry under "Crop Bound."

### **Debility**

Place 5 drops of "Dr. Clark's Bird Tonic," in the drinking water or on a lump of sugar.

### **Diarrhoea**

**Treatment:** Give two drops of "Eno's Sweet Castor Oil," and follow in a few hours with two drops of "Tincture of Rhubarb."

### **Dyspepsia**

See under "Indigestion."

### **Dysentery**

From the Greek *dus*, with difficulty, and *enteron*, bowel, or as Bechstein terms this disease, "Bloody Flux," is an acute inflammation of the mucous, or lining membrane of the large intestine; it is usually brought on by exposure to cold and sometimes follows a prolonged cold bath.

**Symptoms:** A discharge of blood, or bloody mucus, from the intestines, preceded by irregular action of those organs, the pa-

"Dr. Clark's Bird Tonic" imparts health and strength to birds



### Dysentery—Cont.

patient suffering one day from diarrhoea, and the next from constipation. There is also general lassitude, loss of appetite, and considerable, sometimes excessive thirst. As the inflammatory condition of the gut progresses, blood is expelled, and little faecal matter is afterwards passed, the evacuations consisting of blood only, or of blood and serum, intermixed with portions of what look like raw meat; faintness from loss of blood follows, and, unless relief be shortly afforded, collapse ensues, and the patient dies exhausted.

**Treatment.** Remove the discharges frequently, and disinfect them with carbolic acid; or, better still, put them in the fire. Give water, acidulated with aromatic sulphuric acid, to drink—five drops of the acid to one ounce of water—which may be advantageously given warm. Let the diet be nourishing, and such as will not cause large stools. Milk and strong beef tea are useful, and as the thirst is usually great, the bird will, as a rule, freely partake of both; if not, they must be given with a spoon. Laudanum is the best medicine, and can be given either by injection or by the mouth, in doses of from one to six drops of the tincture, according to the size of the patient.

Warmth, and hot fomentations to the abdomen, are also of use; the former, indeed, is indispensable. See also "Bathing, Rules For" and "Inflammation."

### Egg Binding

Treatment given under "Egg Bound" under ailments of "Poultry," etc.

### Epilepsy

Parrots are sometimes afflicted with these falling fits.

**Treatment:** Give one to five grains of Bromide of Potassium and two drops of Tincture of Belladonna in a little syrup. Regulate the diet.

### Feeding

The majority of ailments of birds arise from error of diet.

Birds may be divided, as regards their food, into four principal classes.

1.—Those that live on seeds, and the succulent leaves of plants such as groundsel, chickweed, grass, etc.

2.—Those which, in addition to the above, eat insects, such as flies, small beetles, moths and their larvae, etc.

3.—Those that live on insects and berries.

4.—Those that partake of an exclusively insect diet.

To the first class, belong, among others, the true Finches, Canaries, most of the Parrots and Doves, and many of the Waxhills. To the second, the Larks, Buntings, and the pseudo-Finches, the Chaffinch and Saffron Finch, for example. To the third the Thrushes, Redbreasts, Blackcaps, and Tits. And to the fourth, the Wagtails, Pipits, Redstarts, "allows, and so forth.

A common and dangerous mistake that many people make is to feed eggs to canaries. The only animal food that canaries, etc., should have is milk and pap which is sometimes given to hirdlings.

**Seeds.**—There are many seeds—hemp for instance, rape, maw, and flax—that may be partaken of

" Dr. Clark's Bird Tonic " is a necessity to keep birds healthy

---

# DR. CLARK'S BIRD TONIC

**A Splendid Tonic**  
**Purifies the Blood**  
**Strengthens the System**  
**Cures and Prevents Diseases**  
**Cures Nervous Disorders**  
**Puts Vitality into the System**  
**Keeps Birds Healthy**

Price 25 cents per bottle

**THE MARTIN, BOLE & WYNNE CO.      SOLE PROPRIETORS**  
**WINNIPEG, CANADA**

---

## Bird Invigorator

**A dainty "titbit" for birds**  
**Can be fastened to the cage for the bird to peck at.**  
**Improves their appetite and singing qualities**

Price 5 cents.

**THE MARTIN, BOLE & WYNNE CO.      SOLE PROPRIETORS**  
**WINNIPEG, CANADA**

---

**FOR YOUR BIRDS BUY**  
**The MARTIN, BOLE & WYNNE Co's**  
**BIRD SEED**

**Extra Quality--Mixed, Sifted and Dusted.**

---

For information about birds, consult our "Veterinary Department"

### Feeding—Cont.

freely by birds that exist in a state of semi-liberty in a large outdoor aviary, where there is plenty of room for them to fly about, and take free exercise which would soon kill them in a cage.

**Water.**—As regards water, the amateur cannot be too particular; it must be frequently changed, and had better be given in earthenware than in wooden or metal dishes; the former are much the easier to clean, and do not foul as quickly as the others. Closed fountains are to be deprecated, as the insides cannot be readily cleansed. Shallow pans are preferable to those of greater depth; and the birds should never be allowed to drink water in which they have bathed.

Many amateurs who are strictly attentive to the above rules, never think of giving their birds sharp, coarse sand, but strew the floors of their cages with sand so fine that it is really dust, and of no service to the toothless creatures, who must have small stones in their gizzards, to enable them to triturate their food, which they swallow whole, or in large fragments, and which is only moistened, not masticated, in the crops.

### Gapes

**Symptoms:** A gasping for breath unaccompanied by wheezing and panting, but with frequent attempts of the bird to relieve itself by shaking its head.

**Treatment:** Take a feather—small or large, according to the size of the bird affected—dip it in spirits of turpentine, and twirl it rapidly, two or three times, round at the back of the throat.

One application will usually dislodge the parasites; but if not, the operation may be repeated after a few hours. I have never known it to fail, or do any harm, which is more than I can say for some other plans that I have seen recommended. See also "Worms, Intestinal."

Garlic has been mentioned as an infallible cure.

### Gout

This "aristocratic" ailment, is found in old parrots, that have been richly overfed.

**Symptoms:** The parrot seems feverish and ill for a day or two, eats scarcely anything, but drinks a good deal, and then a foot—rarely both feet—swells, and the bird is evidently in a good deal of pain, from the way it holds up the suffering member, and abstains from any effort to use it, lying, usually, at the bottom of the cage. An examination will show that it has not been injured, has not got any thread or fibre twisted round it, and is not abraded or cut. The symptoms usually pass off in a day or two, and the bird seems himself again; but after repeated attacks he may partially, or even entirely, lose the use of the affected limb, which may remain permanently swollen.

**Treatment:** Give a plain diet, eliminate all sweets and delicacies. Give five to ten drops of "Eno's Sweet Castor Oil." Pad the perch to make it soft.

### Heat Apoplexy

Caused by exposing a bird too long to the hot rays of the sun.

**Treatment:** Place the patient in the shade, luke-warm water to drink, put the feet into water at blood heat.

### **Indigestion**

Treatment given in the "Poultry Section" under "Indigestion."

### **Influenza**

Treatment given under "Catarrh"

### **Itching**

Treatment given under "Prurigo."

### **Leg, Broken**

It is not an unusual occurrence for a captive bird to have one of its legs accidentally broken. This may be caused by a fellow-prisoner, or by the bird itself getting entangled in the wires of its cage, or in some of the threads or fibres supplied to it for nesting purposes when its struggles to release itself have been so violent that the bone of the entangled limb has given way; the injury may also be the consequence of clumsy efforts to catch the bird.

**Symptoms:** These are self-evident; the bird is unable to stand, and, on being caught and examined, the fracture will be easily discovered, and may be situated in the leg itself, at the thigh, or at the knee joint.

**Treatment:** In the first case, it will be best not to interfere unless the foot is misplaced, which must be very gently restored to its natural position by careful manipulation, and maintained in it by means of two thin splints of wood or cardboard; or, in the case of very small birds, by wrapping it round with a piece of court plaster, or even gummed paper. The patient must then be placed in a small cage without perches, and with the floor covered with moss, hay, or flannel, and be left in a quiet room, where it will not be disturbed, with a sufficient supply of food and water within

easy reach to last for at least one day.

When the fracture is in the thigh the case had better be left altogether to Nature, and the recovery will usually be perfect; but when it occurs at the knee joint, the leg will probably be stiff, and will sometimes wither and fall off. It is to be remembered, however, that the quieter the bird can be kept for a couple of weeks, the more certain will be the chance of a complete restoration of the injured limb.

### **Loss of Voice**

See under "Aphonia".

### **Lung Ailments**

Follow out treatment given under "Bronchitis."

### **Moulting**

It is, no doubt, a wise provision of the great Creator that birds moult at a period of the year when their natural food is most abundant, and this must be borne in mind, whether we keep them in outdoor or indoor aviaries, or in cages.

**Symptoms:** The feathers fall out, often in such quantities as to leave the bird nearly bare, and almost incapable of flight; and this happens, usually, in August, but sometimes in July, and occasionally in September. But newly-imported foreign birds are liable to cast their feathers at any time, although, once they have become acclimatized, they adapt themselves to our seasons, and moult with the denizens of our own woods and fields.

The feathers fall out, but new "quills," containing and protecting the young feathers, make their appearance almost directly, and the birds will be observed to pay

**Moulting—Cont.**

more frequent and longer visits to the seed-pan, and the food-dish; in other words, to eat considerably more than they usually do. Wild birds, when moulting, seldom bathe as much as at other times, and the amateur will do well to take the hint, and not allow his pets to "tub" as frequently as when they are in full plumage, and when they have enjoyed the luxury of a bath, to see that they are quickly dried again.

**Treatment:** An abundance of food, of more generous quality than usual; thus, maw, flax, and hemp, may be added to the ordinary canary and millet for birds belonging to the first class (see the article on Feeding), as well as plenty of green food; and for birds of the second and third classes, a few more mealworms and ants' eggs, and fruit and berries, must not be forgotten. Draughts, and exposure to unusual cold, must be guarded against, and attention paid to the supply of sand.

If the process of renewing the feathers is unduly protracted, put, for all birds, ten drops of "Dr. Clark's Bird Tonic" in each ounce of the drinking-water, and add a pinch of sulphur to the diet of such as eat soft food. A little bread and milk, sweet, and newly prepared, may be given every day, and will be relished by every class of birds. I am now speaking of such as are kept in cages, for, in a large, well-grassed and shrubbed aviary out of doors, little or no special treatment will be required.

**Nails Overgrown**

With some birds, especially those that are kept in cages, and have

to sit continually on round percher, the nails frequently become so long and curved as to impede locomotion, besides endangering the life of their owners, by getting them fixed in the wires or furniture of the cage or aviary. When such a state of affairs has been discovered, the overgrown nails must be cut with a sharp pair of scissors, or a pair of pliers, such as are used by cage-makers for snipping wire, care being taken, of course, not to go too near the quiek, which can be readily recognised, in canaries and other birds with white claws, by the little blood vessel that runs through it.

**Nervous Disorders**

Follow same treatment as given under "Chorea."

**Nostrils Obstructed**

Treatment given under "Catarrah."

**Ophthalmia**

Inflammation and soreness of the eyes caused by chills or colds. Symptoms: There is a watery discharge from the eyes, there is irritation and inflammation.

**Treatment:** Apply a few drops of "Dr. Fowler's Eye Water." Put five drops of "Dr. Clark's Bird Tonic" in the drinking water and if necessary to keep the bowels regular give two drops of "Eco's Sweet Castor Oil."

**Pairing Fever**

The intense desire that seizes some birds at the beginning of the breeding season to mate with a companion of the opposite sex amounts, in some cases, to a veritable disease, for, if left ungratified, or if the bird's attention is not otherwise engaged, it will certainly die, and from no other

**Pairing Fever—Cont.**

cause. The presence of a single female in the bird-room is sufficient to bring it on in all the males of the same family that are present, even though they belong to different species.

**Symptoms:** The song, which at first was vehement and continuous, becomes weaker and less frequent, and finally ceases altogether; the appetite fails; emaciation follows; the bird sits listless, with ruffled feathers; and, if left unrelieved, death puts an end to the sad scene in a few days.

**Treatment:** The removal of the female out of sight and hearing occasionally acts like a charm, and the males begin, almost directly she is gone, to eat and sing again. Of course, where the inclination to pair is gratified, the affection soon disappears; birds troubled with this complaint become very weak if placed in the society of a female; and if it is desired to mate a bird that has been affected with this form of fever, the sooner it is done the better.

**Paralysis**

Nothing will cure this trouble.

**Parasites**

Remove the birds from the cage, dust the cage with "**Dr. Clark's Kill-a-louse**," and then scald with boiling water and dry it thoroughly before returning the birds to it. Dust small birds with equal parts of sulphur and insect powder, larger birds can be dusted with "**Dr. Clark's Kill-a-louse**."

**Phthisis**

This is, properly speaking, a form of Tuberculosis (which see) attacking the lungs, and is not usually met with in birds, except as a sequel to the occurrence of the

disease in other parts of the body, notably the liver and the spleen; however, as a secondary affection, it is not uncommon among our feathered friends, the canaries, which, like their human prototypes, if attacked, seldom or ever recover, but gradually decline, pine, and waste away.

**Symptoms:** Gradual emaciation; sometimes a husky cough, inability to moult; and lastly diarrhoea. Such are the symptoms usually present in phthisical, or consumptive birds. Canaries are the most frequent victims, but fowls, pheasants, and pigeons also contribute their quota of sufferers from this fell disease. The post mortem symptoms are, more or less inflammation of one or both lungs, in the substance of which small millet-like bodies of cheesy consistence and a yellowish grey colour, are found in greater or less abundance.

**Treatment:** Palliative only; there is no cure known.

**Pip**

Treatment given in the Poultry section under "Pip."

**Prolapsus**

Occasionally a bird, from fatness or from debility—often from both causes combined—suffers a Prolapse, or fall of the egg-producing organs, known to fanciers as being "down behind."

**Treatment:** Should the parts protrude externally, they must be anointed with oil, and gently returned; the bird must also be placed upon low diet, and the accident may not occur again.

**Pruritus**

An irritable itchy condition of the skin. The bird bites and scratches itself and may cause the "feather-eating" habit.

**Pruritus—Cont.**

Treatment: Follow much the same treatment as given for Parasites.

Also give a bath in a solution made with 30 drops of "Dr. Clark's Creol" in a pint of warm water; after the bath quickly dry the bird with a soft towel and before a good fire.

**Rheumatism**

Treatment given in "poultry Section" under "Rheumatism."

**Rickets**

Nothing to cure this trouble.

**St. Vitus Dance**

Treatment under "Chorea."

**Scrofula**

No cure for this ailment.

**Skin Diseases**

Treatment same as given under "Pruritus" and give five to ten drops of "Dr. Clark's Bird Tonic" in the drinking water.

**Spine Ailments**

Nothing can be done.

**Spleen Diseases**

Nothing can be done.

**Sunstroke**

Treatment under "Heat Apoplexy."

**Surfeit**

Young canaries just able to feed themselves are peculiarly liable to this disorder, which is brought on by their partaking too freely of soft food, in which egg is usually a prominent ingredient; but I have also seen it caused by an overdose of green food, injudiciously given to birds that were unaccustomed to it.

Symptoms: The bird, previously quite well, becomes dull and listless after partaking freely of soft, or green food, is generally constipated, and makes frequent in-

effectual attempts to relieve itself; the abdomen swells, and assumes a dark appearance, and, if the attack is allowed to progress to that stage, the case is hopeless—the intestines have begun to mortify, and nothing can save the bird.

Treatment: Two or three drops of "Eno's Sweet Castor Oil" in the mouth and the vent to be anointed with the same, by means of a feather or a camel hair brush; or a teaspoonful of Fluid Magnesia may be given in an ounce of water for drinking purposes. See article on "Feeding."

**Swellings**

See under "Abscess," "Crop-Binding," "Dropsy," "Gout," "Tumors," etc.

**Tuberculosis**

See under "Phthisis".

**Tumors**

Follow much the same treatment as given under Abscess.

**Ulcers**

Treat much the same as you would for Abscess.

**Voice Loss of**

Treatment given under "Aphonia"

**Vertigo**

Without being a disease, properly so called, Vertigo is not uncommon among birds kept in confinement, and is brought on by their turning heads and necks so far back that they become giddy and fall down. Birds belonging to the first class (see the article on Feeding) are especially liable to this accident, but may be cured of the tendency by placing a covering on the top of the cage, by which they will be prevented from seeing anything above them, for it is by looking up that this giddiness comes on.

Many ailments of birds are corrected with "Eno's Sweet Castor Oil."

**Wing, Injury to the**

Birds that have been newly caught, and turned into a large aviary, frequently hurt the joints of their wings by dashing themselves wildly, in their alarm, against the wire and perches, in some cases so severely as to make themselves hincd, and in others, to dislocate, or even break, the wings.

Where the injury is confined to a bruise or even an abrasion, of the skin, no treatment will be required; these will soon heal of their own accord, if the flight feathers are cut, which will prevent the bird knocking itself about, and will cause it to become tame much sooner than if it were able to fly. But where a bone is broken, or a joint dislo-


cated, another plan must be adopted; a bandage must be placed around the bird's body, so as to confine the injured wing to the side, and be kept in place by a strap running across the breast; this must be kept on for ten days or a fortnight, by which time union of the hone will have taken place, and the injured part have recovered its usual strength.

**Wounds**

The most soothing, healing and antiseptic ointment you can use for sores and wounds is "**Dr. Clark's Creol Soothing Salve.**"

**Worms**

Give two drops of "**Fowler's Worm Syrup,**" in the morning and at night two drops of "**Eno's Sweet Castor Oil.**"



"Dr. Clark's Bird Tonic" is a splendid Tonic for birds.



be  
so  
to  
by  
st;  
ys  
ne  
en  
ve

and  
se  
r.  
"

's  
g  
's

**Ailments of**

**DOGS**

AND THE CURE



**Asthma**

Give 10 to 30 drops of "Dr. Clark's Lung and Heave Cure"

**Abscess**

Poultice with "Thermogistine," lance if necessary, and heal up with "Dr. Clark's White Liniment."

**Bruises**

Bathe with hot water and apply "Dr. Clark's White Liniment" or "Dr. Clark's Absorbol."

**Bites**

Wash the parts with an antiseptic solution made with:

"Dr. Clark's Creol."

—one tablespoonful.

Warm water

—one quart.

Mix.

Then heal with "Dr. Clark's White Liniment."

**Bladder Inflammation**

Give a small dose of castor oil with 2 to 8 drops of tincture of Belladonna. Massage the loins with "Dr. Clark's White Liniment." Feed a light diet.

**Blood Ailments**

Give one teaspoonful of "Dr. Clark's Distemper Specific." Then give one-half teaspoonful of Parrish's syrup night and morning after food. Give beef tea, broth, nourishing liquids, gentle exercise.

**Broken Bones**

Bring fractures together, splint and bandage. When bones knit remove splints and apply "Dr. Clark's White Liniment."

**Bowel Inflammation**

Massage the belly with "Dr. Clark's White Liniment."

Give internally:

Calomel

—two grains.

P. Opium —one half grain.

Repeat in fours if necessary.

**Brain Inflammation**

Warm the following mixture and put ten or fifteen drops in the ear:

Glycerine

—one ounce.

Fl. Ext. Belladonna

—one-half dram.

Mix.

Give internally "Dr. Clark's Distemper Specific." Give one-half teaspoonful two or three times a day. Apply "Dr. Clark's White Liniment" at the back of the head.

**Bronchitis**

Apply "Dr. Clark's White Liniment" to the throat and chest and behind the elbows. Give internally 5 to 30 drops of "Dr. Clark's Heave Cure." Keep warm and give light diet.

**Bronchocele (Goitre)**

Give night and morning 2 to 10 drops of "Dr. Clark's Lump Cure" in water. Massage the swollen part with "Dr. Clark's White Liniment."

**Burns and Scalds**

Apply "Dr. Clark's White Liniment."

**Cancers**

Small ones on the belly, apply "Dr. Clark's White Liniment."

**Cataracts**

Give 5 drops of "Dr. Clark's Lump Cure" night and morning; consult your Vet. Surgeon.

### Catarrh

Give flaxseed tea, massage the throat and chest with "**Dr. Clark's White Liniment.**" Give inhalations as shown under "Catarrh" in Horses.

### Chorea—(St. Vitus Dance)

Give internally Easton's Syrup, 5 to 20 drops night and morning after food. Rub "**Dr. Clark's White Liniment**" along the spine.

### Colic

Give the following:

Baking soda— one-fourth ounce.

Essence peppermint — one-half ounce.

"**Dr. Clark's Distemper Specific**"—one and one-fourth ounces.

Mix.

Give  $\frac{1}{4}$  a teaspoonful every four hours. Massage the belly with "**Dr. Clark's White Liniment.**"

### Constipation

Give  $\frac{1}{4}$  to 1 teaspoonful of "**Dr. Clark's Distemper Specific.**" Feed soft and laxative foods. Exercise. If necessary give injections of soap and water.

### Cough

Same treatment as for "Bronchitis."

### Cuts and Wounds

First wash with the following:  
"**Dr. Clark's Creol**"

—one tablespoonful.

Warm water — one quart.

Mix.

Then apply "**Dr. Clark's White Liniment.**"

### Deafness

Place five drops of warmed glycerine and borax in the ear. Gently syringe with warm water. Rub "**Dr. Clark's White Liniment**" at the base and back of the ear.

### Diarrhoea

Give a teaspoonful of castor oil for one dose, then give a teaspoonful of chalk mixture every 4 hours.

### Distemper

Give one teaspoonful of "**Dr. Clark's Distemper Specific**" night and morning. Nutritious food, careful nursing and fresh air. If muscular or spinal weakness develops apply "**Dr. Clark's White Liniment,**" with massage treatment.

### Dislocations

Reduce the dislocation and then apply "**Dr. Clark's White Liniment.**"

### Dropsy

Give two grains of Calomel once a week.

### Eczema

Give  $\frac{1}{4}$  a teaspoonful of Gregory's Powder twice a week, also give  $\frac{1}{4}$  a teaspoonful of "**Dr. Clark's Distemper Specific**" once a day.

### Eye Ailments

Use a few drops of "**Fowler's Eye Water.**"

### Ear Canker

Same treatment as for deafness.

### Fleas

Use "**Kill-a-louse**" and a wash made with "**Dr. Clark's Creol.**"

The one great remedy for distemper is "**Dr. Clark's Distemper Specific**"

**Fits**

Keep the bowels regular with "Dr. Clark's Distemper Specific," also give one teaspoonful of Elixir of Bromide of Potassium at night.

**Indigestion**

Give light diet and a small dose of "Dr. Clark's Distemper Specific."

**Jaundice**

Give two grains of Calomel every second day; milk diet and exercise.

**Kennel Lameness**

Massage with "Dr. Clark's White Liniment."

**Kidney Ailments**

Give from 5 to 20 drops of "Dr. Clark's Nitergin" once a day. Apply "Dr. Clark's White Liniment" over the loins.

**Lice**

Use "Kill-a-louse" and a wash made with "Dr. Clark's Creol"

**Lung Ailments**

Same treatment as for "Bronchitis."

**Mange**

Use "Dr. Clark's Mange Cure."

**Mouth Canker**

Wipe out the mouth with glycerine and borax, examine the teeth.

**Pleurisy**

Same treatment as for "Bronchitis."

**Paralysis**

Give  $\frac{1}{2}$  teaspoonful of "Dr. Clark's Distemper Specific" once a day.

Massage the spine with "Dr.

**Clark's White Liniment" or "Dr. Clark's Absorbol."** If necessary to keep the bowels open use injections of soap and warm water.

**Piles**

Put "Milk of Sulphur" in the drinking water, give  $\frac{1}{4}$  a teaspoonful of "Dr. Clark's Distemper Specific" once a day, and apply "Judson's British Pile Ointment."

**Rickets**

Give  $\frac{1}{2}$  teaspoonful of Parrish's Syrup night and morning. Put lime water in the drinking water. Massage the limbs with "Dr. Clark's White Liniment."

**Ringworm**

Apply Blue Ointment or Tincture of Iodine.

**Rheumatism**

Apply "Dr. Clark's White Liniment." Give a light diet, very little meat.

**Sprains and Strains**

Bathe with warm water and then apply "Dr. Clark's White Liniment" or "Dr. Clark's Absorbol."

**Ticks**

Use "Killalouse" and "Peerless Sheep Dip."

**Udder Tumors**

Apply "Dr. Clark's White Liniment" or "Dr. Clark's Absorbol."

**Worms**

Give from 5 to 40 grains of Powdered Arecia Nut, mixed with  $\frac{1}{4}$  to 1 teaspoonful of "Dr. Clark's Distemper Specific" once a day for a few days. Feed very light.

Do not have a lame dog, use "Dr. Clark's White Liniment" or "Dr. Clark's Absorbol"

## Important Information About Dogs

### Age to which Dogs Live

The duration of life in the dog varies greatly.

"Cuvier" calculates the length of life of the dog to be seven times that of the period of his growth. There are cases on record of dogs vigorous and healthy at 21 years. Many dogs retain almost pristine vigor until long past the tenth year; but as a rule at fourteen or fifteen, if not at an earlier age, a dog becomes offensive in smell and in many other ways a nuisance.

### Age of Maturity

The smaller breeds may be said to attain full growth in about 12 months, from birth; but the largest breeds do not arrive at maturity much under two years, and there are gradations between these, consistent with the varieties. First development of "Oestrus" or "heat" is often taken to be proof of maturity in bitches; but it is an error, and it is detrimental to health to allow bitches to breed until full grown.

### Administering Medicine to Dogs

Most remedies can be given mixed in the food or drink. When powders are refused in the food, they should be mixed with lard, butter, honey or syrup and placed well back on the tongue. To do this force the mouth open by pressing the lips against the teeth and gums, the medicine can then be placed on the tongue by an assistant.

In the case of large, powerful, and restive dogs, the mouth can be

held open by means of a towel twisted around the upper jaw. With small dogs place the animal in such a position in a corner that it cannot back; never hold it between the knees, (which is so often done), for this is apt to hurt the dog and cause internal trouble. As soon as the medicine is placed on the tongue, the dog's mouth should be closed and held shut until he is seen to gulp or swallow, but the mouth must not be held so as to interfere with the breathing through the nostrils. In giving a pill adopt the same method. Capsules are an excellent method for the easy administration of medicines.

In administering liquid medicines which the dog will not take voluntarily, it is necessary to drench him. To do so, the ordinary plans are to use a spoon, or recourse is had to an earthenware or strong glass hottle, such as a ginger-beer or a soda-water bottle. With the spoon the medicine is generally spilt, and the use of the hottle is fraught with great danger, and that from two sources: first, the medicine is delivered from the hottle too fast, and in a manner that makes it impossible for the dog to swallow, and choking is the result; secondly, there is very great danger of the hottle being shivered to pieces between the dog's jaws, lacerating the mouth, throat, etc., and causing serious and dangerous wounds.

A much better way of giving liquid medicines is to gently raise the animal's head, place the fingers in the angle of the lips, and

136 Almost all internal ailments of dogs call for "Dr. Clark's Specific for Distemper."

# DR. CLARK'S Specific for Distemper in Dogs

This great curative remedy for Dogs is recommended for the following ailments:

Abdominal Distemper	Blain	Eczema	Mammitia
Chest Distemper	Blotch or Scurf	Rheumatism	Mouth Canker
Head Distemper	Boils	Scurf	Paralysis
Simple Distemper	Constipation	Dizziness	Piles
Sequeia of Distemper	Colic	Epilepsy	Plethora
	Diabetes	Erythema	Vertigo
	Pustular Eruption	Excessive Fat	Worms
	Dizziness	Fits	
		Indigestion	
		Jaundice	

## Dr. Clark's Specific for Distemper In Dogs

Price 25c per bottle

THE MARTIN BOLE & WYNNE CO. SOLE PROPRIETORS  
WINNIPEG, CANADA

# DR. CLARK'S MANGE CURE

For Dogs and other Animals. Recommended for

Mange	Eczema	Blotches	Ringworm
Follicular Mange	Itch	Eruptions	Skin Diseases,
Sarcoptic Mange	Scurf	Erythema	Surfeit Etc.

## Dr. Clark's Mange Cure

Price 25 cents per bottle

THE MARTIN, BOLE & WYNNE CO. SOLE PROPRIETORS  
WINNIPEG, CANADA

If your dog has an itchy skin use "Dr. Clark's Mange Cure."

### Administering Medicine to Dogs

—Cont.

draw them outwards, forming a sort of funnel.

Here it will be well to warn the over-zealous owner against the common but reprehensible practice of separating the teeth. By so doing there is considerable risk of the dog being choked. Equally objectionable and almost as common is the habit of pinching the animal's throat with a view to facilitating the administration of the medicine.

The dog's stomach being very sensitive, many medicines are at once rejected, and to prevent this it is sometimes necessary to tie him up for half-an-hour after giving the dose with his head in a slightly elevated position.

Nauseous medicines may be given by attaching about four or five inches of feeder tubing to the nozzle of a small metal or pewter syringe. Place the medicine in the syringe, then insert the rubber tubing to the back part of the tongue, press on the syringe piston, and the medicine is given without the dog tasting it.

### Clysters and Injections

It is often necessary to give dogs injections "per rectum" or "per vagina"—the best syringe to use for this is "**Columbia Infant Syringe.**"

### Dosage

There are many medicines prescribed for dogs that may not be enumerated in this book, and as it is desirable that the dose should be known, the following graduated scale may be taken: The dose for our largest dogs of eighteen months old and upwards may be taken as the same as for a man.

A chemist, therefore, can always inform the dog-owner the proper dose of any drug. Taking, then the mastiff or St. Bernard as requiring a dose we may call one part; middle-sized dogs may be given from half to three-quarters; terriers of from 20 lb. to 30 lb., a quarter; and toy dogs from a twelfth to an eighth part. In regard to age: The mature dog, one part; a year old, three-quarters; six to nine months, half; and a pup of from four to six weeks, one eighth. The dose must further be graduated by considerations of the constitution and strength of the dog.

### Exercise

This has an important bearing on the dog's health. There are few more naturally active animals than the dog, and it is barbarous to chain or shut him up in a kennel for weeks together. Never chain a puppy if you wish him to grow into symmetrical form; he will pull himself out of all true shape. The chaining of watch dogs is sometimes a necessity, but even these should be allowed freedom several times a day.

Dogs which are required to be conditioned for either show or work will necessarily need more exercise than the average house or yard dog. Again, the kind of exercise will vary considerable with the breed, for what would be health-giving to active dogs like collies, terriers, and the like, would be most distressing, say, to the average bulldog or pug kept purely as companions. For all that, every dog should, if possible, receive daily exercise; and if such were the case the obese monstrosities one so frequently

Most internal ailments of dogs can be cured with Dr. Clark's Distemper Specific

**Exercise—Cont.**

ees would be less often met with. Greyhounds, sporting field dogs, and whippets should have special exercise to fit them for the particular work required of them. For either, road-exercise at the outset is the best if it is judiciously given, as such tends to harden the feet. Toy dogs are invariably under-exercised and over-fed, and these, combined with in-and-in-breeding, are doubtless largely responsible for the high rate of mortality which prevails among certain breeds. To sum up: Injudicious exercise is even more harmful than insufficient exercise, and is often responsible for digestive troubles, to say nothing of apoplectic fits, etc. No dog, for instance, should be exercised just after a full meal. He should in fact be treated on much the same lines as a human being in that respect. No sane person would think of running a race or taking any violent exercise after a good dinner, yet there are many owners who are inconsiderate enough to think that there is no harm in giving such exercise to their canine charges. The dog should be allowed ample time for a meal to digest, and two hours would be none too long an interval to elapse between a full meal and active exercise. At all times the exercise should be regular and suited to the age, breed, constitution, and condition of the dog.

**Puppies**

These require special feeding. It is an error of modern dog men to wean puppies too soon—they should run with the bitch till six weeks old, being at the same time fed. Soft food must alone be

given till they are some months old. From leaving the dam feed seven or eight times a day, reducing the number of meals gradually till a year old, when two will be sufficient, except in the case of largo breeds, which should have three till eighteen months old.

**Parturition**

The period of gestation in the dog is sixty-three days, and in a majority of cases the bitch pups on the thirty-third day, although that may occur a day or two earlier or later. It is important to keep a register, so that preparation may be made for the event. A quiet, retired place should be selected, with plenty of room for the bitch, and so easily accessible that assistance may be readily given if required. A bed of fresh soft hay is suitable, and especially in cold weather. This may be on a boarded floor, for whatever is put down for a bed the bitch will scrape a nest in it to the solid ground, and if that is damp soil, or cold flags or bricks, the pups would get chilled; but when the soil is dry, no better foundation for a bed can be found.

The symptoms of approaching parturition are: Considerable enlargement of the mammae, and of the external organs of generation, with more or less discharge of glairy matter, and frequent urination; the bitch becomes restless and moves about from place to place in search of a locality which to her mind is suitable for the nest.

The very best advice I can give to the breeder is, do not interfere. The few cases where it will be absolutely necessary to do so will only add force to the wisdom of

If you have a dog, you should also have "Dr. Clark's Distemper Specific"



**Parturition—Cont.**

the rule. Next, even when help is called for, do not interfere too soon, and, if manual assistance has to be given, avoid unnecessary force. When labour is protracted the fluid extract of Ergot—dose for a 20lb. bitch, 10 or 12 drops—given with a little brandy and water, will generally greatly assist the bitch in the delivery of her pups. The cases of greatest danger are where a bitch has been allowed to stray during oestrus, and mated herself with a dog of much larger size than herself. Very finely-bred and highly-pampered bitches often suffer greatly and die in the act of giving birth. In healthy parturition even, considerable time is often occupied, the rest between being of great service in supporting the bitch against the prostration consequent on the event. She should not be interfered with in these intervals, and it is foolish to try to force food upon her.

In all cases where difficulty from wrong presentation or the disproportioned size of the pups occur, alike from motives of prudence and humanity, the veterinary surgeon should be consulted, for his obstetric knowledge and skill in manipulation will save much unnecessary suffering, and probably the lives of mother and pups.

**Teeth**

The dog has, when the set is complete, or in kennel parlance, when he "has a full mouth," forty-two teeth, made up of twelve incisors, or cutting teeth, four canines, or gangs, and twenty-six molars, double or grinding teeth. Some of these constitute

what are ordinarily called the milk-teeth, and are deciduous—that is to say, they are after a few months cast, and give place to permanent ones.

The Incisors—six above and six below—form the front teeth; those in the upper jaw are the larger, and those both above and below the centre teeth are the smaller, while the outer or corner cutters are the stronger; these appear at the age of from four to five weeks, and give place to the permanent incisors at three or four months.

The Canines, or Fangs, also make their appearance when the pup is from four to six weeks old; these are replaced by the permanent fangs about the age of five to six months. They are considerably elongated and pointed; the upper ones are the stronger.

The Molars.—Of these, twelve are in the upper jaw, and fourteen in the lower. The first (that is, of course the four, two upper and two under) are not deciduous, and make their appearance at about three or four months; the second, third in the upper and fourth in the lower are, like the incisors and canines, deciduous, appearing at the fourth or fifth week, and giving place to the permanent ones at five to six months; the fourth in the upper jaw is much the strongest, and in the lower jaw the fifth is the largest and strongest.

The 5th generally appears from the fourth to the fifth month, the 6th at the age of five or six months, and the "7th" in the lower jaw from five and a-half to seven months. Most of the molars while adapted for grinding etc

"Dr. Clark's Distemper Specific" keeps dogs healthy and in good condition.

### Teeth—Cont.

crushing bones, etc., are terminated by acute lobes suitable for tearing flesh.

### Temperature and Pulse

As indications of health or departure from the normal state the temperature and the moisture or dryness of the nose—the integument forming the walls of the nostrils—are very delicate indicators, but, if I may say so, they tell too much, and are too general and do not enable us to discriminate. When the nose is dry and hot, we know the dog is out of sorts, but we have to search for other symptoms to determine what is the matter. The pulse and general temperature are important aids to diagnosis far too much neglected.

The first thing a medical man does when he visits a patient is to feel the pulse, and if there is a suspicion of fever of any kind, the temperature of the body is carefully taken; this course, if followed with the dog, would assist the owner in treating his animal in all inflammatory and febrile cases, such as distemper.

The pulse in the dog varies from 90 to 100 beats per minute, the heart's action being quicker in highly bred, nervous dogs, such as some strains of setters and pointers, and some of the finely bred toys. For this reason the owner should make himself acquainted with the pulse and temperature of his dog in health, in order that he may be able at once to detect departure from the normal state. The pulse can be felt inside the knee, but, especially in small dogs, it is better to count the heart beats. If the left fore

leg is held up so that the elbow is slightly bent, the point of it will indicate the place where the hand should be held flat over it.

The temperature is gauged by inserting an ordinary clinical thermometer in the rectum for half a minute, or in the mouth between the lip and teeth, though this latter can only be exercised in a quiet subject. Some advocate placing the thermometer under the arm-pit; but the skin there is far too thick to allow of anything like a correct registration being arrived at. Temperature of the dog normally varies from 100 deg. to 101 deg. Fahr.

## Additional Ailments

Their symptoms and cure

### Amaurosis (Gutta Serena; Glass Eye)

In this ailment (which is usually due to an injury or derangement of the nervous system), the eye is unnaturally clear and glistening the pupil expanded and fixed.

Treatment: Give a dose of "Dr. Clark's Distemper Specific" and add to each dose 2 drops of tincture of Nux Vomica. It may be necessary to apply "Dr. Clark's Fire Blister" behind the ear—if you blister you should hobble the dog's hind legs.

### Anaemia

Treatment as for Blood Ailments.

### Apoplexy

Treatment given under "Fits."

### Baldness

Make same application as given for horse "To Make Hair Grow,"

All forms of mange are cured with "Dr. Clark's Mange Cure"

**Blotch or Surfeit**

Give "Dr. Clark's Distemper Specific" and externally use "Dr. Clark's Mange Cure."

**Boils**

Give a few doses of "Dr. Clark's Distemper Specific" and poultice the boils with "Thermogistine."

**Bowel Obstruction**

Treat same as for Constipation.

**Breeding, to Prevent**

To prevent a bitch from breeding after she has gone astray, wash out the womb with a strong solution of alum and water, using the ordinary syringe with the female point adjusted. The sooner this is done after the act of coition, the better. It will often prove successful, especially if the bitch is in the early stages of oestrus.

**Coryza**

Treatment given under "Catarrh"

**Cramp of the Muscles**

Apply "Dr. Clark's White Liniment," and massage the parts.

**Crooked Limbs**

Treatment under "Rickets."

**Debility and Wasting**

Every second or third night give a dose of "Dr. Clark's Distemper Specific," for a week, then for a week or more twice a day give 5 to 10 drops of Easton's Syrup, in water after meals.

**Diabetes**

Excessive flow of urine caused by digestive disturbance; when long established it produces great emaciation and weakness.

Treatment: Give a few doses of "Dr. Clark's Distemper Specific"

and in the drinking water every day put 5 grains of sulphate of iron and 10 drops of phosphoric acid.

**Dysentery**

Follow same treatment as given under "Diarrhoea."

**Dyspepsia**

Give same treatment as for "Indigestion."

**Epilepsy**

Same treatment as for "Fits."

**Feet Sore**

Short stubble hard and dry roads cause the feet to become sore and tender.

Treatment: Apply "Dr. Clark's White Liniment" or make a "Leg Wash" with "Dr. Clark's Absorbol."

**Founder of the Chest**

Treatment given under "Kennel Lameness."

**Gatherings**

Treatment given under "Abscess" and "Boils."

**Goitre**

Treatment given under "Bronchocele."

**Haematuria (Bloody Urine)**

Blood is passed in the urine. Caused by an injury or a stone in the urinary organs.

Treatment: Give from 5 to 30 drops of Fluid Extract of Ergot every four hours. Do not give any diuretics. Feed beef tea with egg and milk.

**Hepatitis (Inflammation of the Liver)**

Treatment same as for "Jaundice."

**Husk**

A dry husky cough, associated with derangement of the stomach. The dog has a disagreeable breath, inflamed eye, feverish discharge from the nose. Retching bringing up frothy mucus. As this trouble is caused by worms, give same treatment as for "Worms."

**Influenza**

Give much the same treatment as for "Catarrh."

**Joints Enlarged**

When not due to accident or injury, should be treated as given for "Rickets."

**Liver Inflammation**

Give same treatment as for "Jaundice."

**Lumbago**

Use same treatment as for "Rheumatism."

**Meningitis**

Same treatment as for "Brain Inflammation."

**Oestrum (The Period of Heat)**

Bitches are usually in this condition twice a year, or twice in the twelve months, but this rule is not without exception, for sometimes it only occurs once, and at other times more than twice a year. The symptoms are a general change of the habits of the animals, and of temper, a savage bitch often becoming docile, and vice versa. The bitch becomes restless, the external generative organs are swollen and hot, and a discharge of a whitish colour is present. Gradually this discharge becomes slightly tinged with blood, and finally blood alone issues from the vulva. The bitch

frequently passes water, and in small quantities.

The period of oestrus varies in different individuals, from one week to three. An animal in this condition should be carefully watched; it should not on any account be allowed to enter the water. Where a bitch is more frequently on heat than twice a year she rarely conceives. During the period of heat the food should be light, and the bowels kept regular with "Dr. Clark's Distemper Specific."

**Ostitis (Inflammation of the Bone)**

This trouble may be due to an injury or caused by rheumatism or scrofula. There is pain, heat and swelling in the vicinity of the affected part and lameness.

Treatment: Give rest, keep the bowels regular with "Dr. Clark's Distemper Specific" and apply "Dr. Clark's Absorbol."

**Parasites**

Dust on "Dr. Clark's Kill-a-louse" or use a wash made with two tablespoonfuls of "Dr. Clark's Creol." mixed with one quart of warm water.

**Peritonitis**

Treatment given under "Bowel Inflammation."

**Pneumonia**

Follow treatment given under "Lung Ailments."

**Red Mange**

Use same treatment as for "Eczema."

**St. Vitus Dance**

Treatment given under "Chorea."

No trouble to give dogs "Dr. Clark's Distemper Specific for Dogs."

### Scrofula

The animal has an unhealthy and unthrifty appearance, coat dull, heavy offensive smell, the lymphatic glands swell, the eyes have a chronic whitish discharge.

Treatment: Give plenty of exercise, fresh air, baths. Twice a week a dose of "Dr. Clark's Distemper Specific." Once a day give 10 to 20 drops of syrup of Iodide of Iron in the water. To the swollen glands apply "Dr. Clark's Absorbol."

### Ulcers on the Tongue

Treat same as for "Mouth Canker."

### Vermin

Dust with "Dr. Clark's Kill-a-louse," or use a wash made with "Dr. Clark's Creol," two table-spoonfuls mixed with a quart of warm water.

### Vertigo or Dizziness

May be caused by a too tight and narrow collar. If caused by digestive disturbance give a dose of "Dr. Clark's Distemper Specific."



Every once in a while give your dog a dose of Dr. Clark's Distemper Specific.

# DOSE TABLE

## FOR ANIMALS

For a colt one month old, give 1-24  
 " " " three months " " 1-12  
 " " " six " " 1-6  
 " " " one year " " 1-3  
 " " " two years " "  $\frac{1}{2}$   
 " " " three years " "  $\frac{1}{4}$

NAME OF DRUG.	HORSE.	CATTLE.
Aloes .....	1 to 8 drams	2 to 12 drams
Alum .....	1 to 3 drams	1 to 3 drams
Antimony Black .....	5 to 40 grains	.....
Areca Nut .....	1 to 5 drams	.....
Arsenic .....	1 to 12 grains	1 to 12 grains
Anise Seed .....	$\frac{1}{2}$ to 2 ounces	$\frac{1}{2}$ to 2 ounces
Asafoetida .....	1 to 4 drams	1 to 8 drams
Belladonna Leaves .....	$\frac{1}{4}$ to 2 ounces	$\frac{1}{4}$ to 2 ounces
Bismuth .....	$\frac{1}{4}$ to 1 ounce	$\frac{1}{4}$ to 1 ounce
Blus Vitrol .....	$\frac{1}{4}$ to 1 dram	$\frac{1}{4}$ to 1 dram
Calomel .....	5 to 40 grains	5 to 40 grains
Camphor .....	$\frac{1}{2}$ to 2 drams	$\frac{1}{2}$ to 2 drams
Cantharides .....	2 to 10 grains	2 to 10 grains
Capsicum (Cayenne) .....	$\frac{1}{2}$ to 2 drams	$\frac{1}{2}$ to 2 drams
Catechu .....	1 to 2 drams	1 to 4 drams
Chalk Mixture .....	2 to 4 ounces	2 to 4 ounces
Chlorate of Potash .....	$\frac{1}{2}$ to 2 drams	$\frac{1}{2}$ to 2 drams
Coppras .....	$\frac{1}{2}$ to 2 drams	$\frac{1}{2}$ to 3 drams
Chloral Hydrate .....	$\frac{1}{4}$ to 1 ounce	$\frac{1}{4}$ to 1 ounce
Creosote .....	5 to 30 drops	5 to 40 drops
Digitalis Leaves .....	5 to 30 grains	5 to 30 grains
Dover's Powder .....	$\frac{1}{4}$ to 2 drams	$\frac{1}{4}$ to 2 drams
Epsom Salts .....	$\frac{1}{2}$ to 2 pounds	$\frac{1}{4}$ to 3 pounds
Ergot .....	$\frac{1}{2}$ to 1 ounce	$\frac{1}{4}$ to 1 ounce
Ether .....	$\frac{1}{4}$ to 2 ounces	$\frac{1}{4}$ to 3 ounces

All the remedies in this book are reliable and can be depended upon.

**DOSE TABLE FOR ANIMALS**—Continued

NAME OF DRUG.	HORSE		CATTLE.	
Fowler's Solution of Arsenic .....	.... $\frac{1}{2}$ to	4 drams	..... $\frac{1}{2}$ to	4 drams
Foenugreek .....	.... $\frac{1}{2}$ to	2 ounces	..... $\frac{1}{2}$ to	3 ounces
Gall Nuts .....	.... $\frac{1}{2}$ to	4 drams	..... $\frac{1}{2}$ to	6 drams
Gentian .....	.... 2 to	6 drams	..... 2 to	8 drams
Ginger .....	.... 2 to	5 drams	..... $\frac{1}{4}$ to	2 ounces
Glauber Salts .....	.... $\frac{1}{2}$ to	2 pounds	..... $\frac{1}{2}$ to	4 pounds
Ipecac .....	.... $\frac{1}{4}$ to	2 drams	..... $\frac{1}{4}$ to	4 drams
Iodids of Potassium .....	.... $\frac{1}{2}$ to	2 drams	..... $\frac{1}{2}$ to	2 drams
Juniper Berries .....	.... $\frac{1}{2}$ to	2 ounces	.... $\frac{1}{2}$ to	3 ounces
Lime Water .....	.... 2 to	8 ounces	..... 2 to	8 ounces
Linseed Oil (Raw) .....	.... $\frac{1}{2}$ to	2 pints	..... $\frac{1}{2}$ to	2 pints
Mustard .....	.... $\frac{1}{2}$ to	4 drams	..... $\frac{1}{2}$ to	4 drams
Nux Vomica .....	.... $\frac{1}{4}$ to	1 dram	..... $\frac{1}{4}$ to	2 drams
Oil Castor .....	.... $\frac{1}{4}$ to	1 pint	..... $\frac{1}{2}$ to	1 pint
Oil Croton .....	.... 5 to	15 drops	..... 5 to	15 drops
Oil Olive .....	.... $\frac{1}{2}$ to	2 pints	..... $\frac{1}{2}$ to	2 pints
Opium .....	.... $\frac{1}{4}$ to	1 dram	..... $\frac{1}{4}$ to	1 dram
Prepared Chalk .....	.... $\frac{1}{2}$ to	1 ounce	..... $\frac{1}{2}$ to	1 ounce
Quinine .....	.... 5 to	30 grains	..... 5 to	30 grains
Saltpetro .....	.... $\frac{1}{4}$ to	4 drams	..... $\frac{1}{4}$ to	1 ounce
Santonine .....	.... 5 to	30 grains	..... 5 to	30 grains
Soda Bicarbonate .....	.... $\frac{1}{4}$ to	1 ounce	..... $\frac{1}{4}$ to	1 ounce
Sodi Sulphite .....	.... $\frac{1}{4}$ to	1 ounce	..... $\frac{1}{4}$ to	1 ounce
Spirits Ammonia Aromatic .....	.... $\frac{1}{4}$ to	2 ounces	..... $\frac{1}{4}$ to	2 ounces
Spirits Chloroform .....	.... $\frac{1}{4}$ to	1 ounce	..... $\frac{1}{4}$ to	1 ounce
Sweets Spirits Nitre .....	.... $\frac{1}{4}$ to	2 ounces	..... $\frac{1}{4}$ to	2 ounces
Strychnine .....	.... $\frac{1}{4}$ to	1 grain	..... $\frac{1}{4}$ to	1 grain
Sulphur .....	.... $\frac{1}{2}$ to	3 ounces	..... $\frac{1}{2}$ to	4 ounces
Tannic Acid .....	....10 to	40 grains	.....10 to	40 grains
Tartar Emetic .....	.... 5 to	20 grains	..... 5 to	20 grains
Tincture Aeonits .....	.... 5 to	30 drops	..... 5 to	15 drops
Tincture Belladonna .....	.... $\frac{1}{2}$ to	2 drams	..... $\frac{1}{2}$ to	3 drams
Tincture Cantharides .....	.... $\frac{1}{4}$ to	2 ounces	..... $\frac{1}{4}$ to	2 ounces
Tincture Digitalis .....	.... $\frac{1}{2}$ to	2 drams	..... $\frac{1}{2}$ to	3 drams
Tincture Iron .....	.... $\frac{1}{2}$ to	1 ounce	..... $\frac{1}{2}$ to	1 ounce
Tincture Nux Vomica .....	.... $\frac{1}{2}$ to	4 drams	..... $\frac{1}{2}$ to	6 drams
Tincture Opium .....	.... $\frac{1}{2}$ to	2 ounces	..... $\frac{1}{2}$ to	2 ounces
White Vitrol .....	.... 5 to	15 grains	..... 5 to	15 grains

Dr. Clark's Veterinary Remedies are full of curative action.

## Gestation Table for Animals

IMPREG- NATED.	END OF PREGNACY.			
	MARES.	COWS.	SHEEP.	SOWS.
January .... 1	December ... 6	October .....12	June ..... 3	April .....30
January .... 6	December ...11	October .....17	June ..... 8	May ..... 5
January ....11	December ...10	October .....22	June .....13	May .....10
January ....16	December ...21	October .....27	June .....18	May .....15
January ....21	December ...20	November .. 1	June .....23	May .....20
January ....26	December ...31	November .. 6	June .....28	May .....25
January ....31	January .... 5	November ..11	July ..... 3	May .....30
February ... 5	January ....10	November ..16	July ..... 8	June ..... 4
February ...10	January ....15	November ..21	July .....13	June ..... 9
February ...15	January ....20	November ..26	July .....18	June .....14
February ...20	January ....25	December ... 1	July .....23	June .....10
February ...25	January ....30	December ... 6	July .....28	June .....24
March ..... 2	February ... 4	December ...11	August ..... 2	June .....29
March ..... 7	February ... 9	December ...16	August ..... 7	July ..... 4
March .....12	February ...14	December ...21	August .....12	July ..... 9
March .....17	February ...19	December ...26	August .....17	July .....14
March .....22	February ...24	December ...31	August .....22	July .....19
March .....27	March ..... 1	January .... 5	August .....27	July .....24
April ..... 1	March ..... 6	January ....10	September .. 1	July .....20
April ..... 6	March .....11	January ....15	September .. 6	August ..... 3
April .....11	March .....10	January ....20	September ..11	August ..... 8
April .....16	March .....21	January ....25	September ..10	August .....13
April .....21	March .....26	January ....30	September ..21	August .....18
April .....26	March .....31	February ... 4	September ..26	August .....23
May ..... 1	April ..... 5	February ... 9	October ..... 1	August .....28
May ..... 6	April .....10	February ...14	October ..... 6	September .. 2
May .....11	April .....15	February ...19	October .....11	September .. 7
May .....16	April .....20	February ...24	October .....16	September ..12
May .....21	April .....25	March ..... 1	October .....21	September ..17
May .....26	April .....30	March ..... 6	October .....26	September ..22
May .....31	May ..... 5	March .....11	October .....31	September ..27
June ..... 5	May .....10	March .....16	November .. 5	October ..... 2
June .....10	May .....15	March .....21	November ..10	October ..... 7
June .....15	May .....20	March .....20	November ..15	October .....12

" St. John's Condition Powders make your stock healthy "



**GESTATION TABLE FOR ANIMALS—Continued**

IMPREG- NATED.	END OF PREGNANCY.			
	MARES.	COWS.	SHEEP.	SOWS.
June .....20	May .....25	March .....31	November ..20	October .....17
June .....25	May .....30	April ..... 5	November ..25	October .....22
June .....36	June ..... 4	April .....16	November ..39	October .....27
July ..... 6	June ..... 9	April .....15	December ... 5	November .. 1
July .....16	June .....14	April .....20	December ...19	November .. 6
July .....15	June .....19	April .....25	December ...15	November ..11
July .....20	June .....24	April .....36	December ...20	November ..16
July .....25	June .....29	May ..... 5	December ...25	November ..21
July .....30	July ..... 4	May .....10	December ...36	November ..26
August ..... 4	July ..... 9	May .....15	January .... 4	December ... 1
August ..... 9	July .....14	May .....26	January .... 6	December ... 6
August .....14	July .....19	May .....25	January ....14	December ...11
August .....19	July .....24	May .....30	January ....16	December ...16
August .....24	July .....29	June ..... 4	January ....24	December ...21
August .....29	August ..... 3	June ..... 9	January ....29	December ...26
September .. 3	August ..... 8	June .....14	February ... 3	December ...31
September .. 8	August .....13	June .....19	February ... 8	January .... 5
September ..13	August .....18	June .....24	February ...13	January ....19
September ..18	August .... 23	June .....29	February ...18	January ....15
September ..23	August .....28	July ..... 4	February ...23	January ....20
September ..28	September .. 2	July ..... 5	February ...28	January ....25
October ..... 3	September .. 7	July .....14	March ..... 5	January ....39
October ..... 8	September ..12	July .....16	March .....19	February ... 4
October .....13	September ..17	July .....24	March .....15	February ... 9
October .....18	September ..22	July .....29	March .....29	February ...14
October .....23	September ..27	August ..... 3	March .....25	February ...19
October .....28	October ..... 2	August ..... 8	March .....30	February ...24
November .. 1	October ..... 7	August .....13	April ..... 4	March ..... 1
November .. 6	October .....12	August .....18	April ..... 9	March ..... 6
November ..11	October .....17	August .....23	April .....14	March .....11
November ..16	October .....22	August .....28	April .....19	March .....19
November ..21	October .....27	September .. 2	April .....24	March .....21
November ..26	November .. 1	September .. 7	April .....29	March .....26
December ... 2	November .. 6	September ..12	May ..... 4	March .....31
December ... 7	November ..11	September ..17	May ..... 9	April ..... 5
December ...12	November ..16	September ..22	May .....14	April .....10
December ...17	November ..21	September ..27	May .....19	April .....15
December ...22	November ..26	October ..... 2	May .....24	April .....20
December ...27	December ... 1	October ..... 7	May .....29	April .....25

"St. John's Condition Powders" make animals healthy.

THE FAMOUS AND RELIABLE  
**DR. CLARK'S**  
**Veterinary Remedies**

SOLD BY ALL DEALERS

Name	Price
Dr. Clark's British Gall Cure.....	25 and 50c
Dr. Clark's Bird Tonic.....	25c
Dr. Clark's Mange Cure.....	25c
Dr. Clark's Distemper Specific for Dogs.....	25c
Dr. Clark's Poultry Tonic.....	25c
Dr. Clark's Kill-a-louse.....	25c
Dr. Clark's Creol Soothing Salve.....	25c
Dr. Clark's Cow-lax.....	25c
Dr. Clark's Hoof Ointment.....	25c
St. John's Horse Worm Powders.....	25c
St. John's Condition Powders.....	25c
Dr. Clark's White Liniment.....	50c
Dr. Clark's Creol.....	50c
Dr. Clark's Purging Horse Ball.....	50c
Dr. Clark's Chill and Fever Cure.....	50c
Dr. Clark's Fire Blister.....	50c
Dr. Clark's Distemper Cure for Horses.....	50c
Dr. Clark's Horse Colic Cure.....	50c
Dr. Clark's Barb-Wire Liniment.....	50c
Dr. Clark's Nitergin.....	50c
Dr. Clark's Lung and Heave Cure.....	50c
Dr. Clark's Absorbol.....	1.00
Dr. Clark's Spavin Cure.....	1.00
Dr. Clark's Lump Cure.....	1.00
Dr. Clark's New Century Horse and Cattle Food. Packets 25, 50, 1.00. Pails, 3.50.	
Dr. Clark's Peerless Sheep Dip. Sold in pints, quarts, gallons and barrels.	
Thermogistine. Sold in $\frac{1}{4}$ pounds, 1 pound and 5 pound cans.	

THE MARTIN, BOLE & WYNNE CO.      SOLE PROPRIETORS  
 WINNIPEG, CANADA

See Special Prepay Offer on page one for these Remedies

"Every training stable should have Dr. Clark's Absorbol"



# TESTIMONIALS

FROM EVERYWHERE FOR

## Dr. Clark's FAMOUS VETERINARY REMEDIES

### "THEY ARE ALL GOOD"

Gentlemen:

I have used Dr. Clark's Distemper Cure, Dr. Clark's Peerless Sheep Dip, Dr. Clark's Hoof Ointment, also Dr. Clark's Creol, and find them invaluable in my stable. I have them in use almost every day, and would use no other.

Yours respectfully,

Clandeboye, Man.

JAMES ROWE.

### "NEVER WITHOUT IT"

Dear Sirs:

We cannot speak too highly of Dr. Clark's White Liniment; our stable is never without it.

Yours respectfully,

Guernsey, Sask.

THE ERICKSON BROS.

### "SHOULD BE IN EVERY STABLE"

Dear Sirs:

I have used your Dr. Clark's Distemper Cure with success, and I think it is a remedy that should be in every horse owner's stable.

Yours truly, M. J. MacKAY.

Alsask, Sask., Jan. 18, 1911.

### "ALWAYS SUCCESSFUL"

Gentlemen:

I have used several of your remedies, and with me they have proved successful in each instance.

Yours faithfully, JAMES G. W. McCONNELL.

Semans, Sask., Dec. 29, 1910.

"First-aid-to-the-injured" animal is "Dr. Clark's White Liniment"

For that ailing cow give a few doses of "Dr. Clark's Cow-Lax"



THEY ALL PRAISE

**DR. CLARK'S**  
**Veterinary**  
**Remedies**

**"CURED A BUNCH"**

Dear Sirs:

Strathcona, Alta., Dec. 29, 1910.  
I had a good horse who caught his hind leg between two logs, and hurt the ankle bone, and a bunch raised up. I applied Dr. Clark's Absorbol, and it quickly reduced the swelling and acted with good results.

Yours truly, W. H. WILSON

**"HEALED WITHOUT A SCAR"**

Dear Sirs:

Langdon, Alta., Jan. 4, 1911.  
I have used Dr. Clark's Barb Wire Liniment on a colt which was badly cut in the shoulder and also on the thigh to the bone. Dr. Clark's Barb Wire Liniment healed it in good shape and a scar cannot be seen. It is the best liniment I have ever used.

Yours sincerely, P. S. PEDERSEN.

**"SATISFACTORY IN EVERY RESPECT"**

Dear Sirs:

Clearfield, Sask., Dec. 26, 1910.  
I have used your St. John's Condition Powders and Dr. Clark's White Liniment in my stable and always found them satisfactory in every respect.

Yours truly, E. R. SLATER.

**"CURED RINGBONE"**

Gentlemen:

Maple Bush, Sask.  
I used your Dr. Clark's Fire Blister for ringbone on my horse, and it worked like a charm. I would not be without your medicines. I keep several kinds of your vet. remedies on hand all the time.

Yours respectfully, R. BAILEY.

**"EVERY FARMER SHOULD USE THEM"**


Dear Sirs:

Quill Lake, Sask.  
Your vet. book is most useful and complete in every way, and like your remedies should be in the hands of every farmer in the West.

Yours faithfully, ARTHUR MOORE.

**"Chronic Swellings and Lumps are reduced with Dr. Clark's Fire Blister"**

Most ailments of dogs are cured with "Dr. Clark's Distemper Specific for Dogs"



EVERYBODY PRAISES THOSE RELIABLE  
**Dr. Clark's**  
**VETERINARY REMEDIES**

THEY ARE "THE BEST"

Dear Sirs:

I received your Vet. Book O.K. I had no idea it would be as good as it is. Your horse remedies are the best that can be bought, and I always keep some of them in my stable.

Langdon, Feb. 1, 1911.

Yours truly,  
WALTER BRINDNETT.

CURED BIG LEG

Gentlemen:

I have used your Dr. Clark's White Liniment and found it to be the best preparation on the market for cuts and bruises. I had a mare with a big leg and used your White Liniment on it, and it soon reduced the swelling. I always keep a hottle on hand. I can recommend it as being the best.

Huhhard, Sask., Feb. 7, 1911.

Yours respectfully,  
GEORGE BASEY.

"THE BEST EVER"

Dear Sirs:

I have been feeding your Dr. Clark's New Century Horse and Cattle Food for about two months, and I find them to be the best I have used.

Magnet, Man., Feb. 6, 1911.

Yours truly, ROBERT HAY.

"CURED A BAD CUT"

Dear Sirs:

I have used Dr. Clark's White Liniment and found it all that it is recommended to be. I had an ox hadly cut up on a barb wire fence and Dr. Clark's White Liniment soon healed it up. I can recommend it for cuts, wounds and bruises.

Welwyn, Sask.

Sincerely, J. W. WHITE.

DURING CALVING.

Gentlemen:

I used Dr. Clark's Cow-Lax for my cow with calf and had wonderful good results.

Onward, Alta.

Yours respectfully, ANDREW KEWOSH.

All varieties of Spavin should be treated with "Dr. Clark's Spavin Cure"

"To cure colic in animals quickly give Dr. Clark's Colic Cure"

THEY ALL RECOMMEND



## Dr. Clark's Reliable Veterinary Remedies

### "CURED SCRATCHES"

Dear Sirs:

We have a horse that was troubled with the scratches. I bought a can of Dr. Clark's Hoof Ointment and it cured the trouble in a week.

Colonsay, Sask.

Yours respectfully, WM. DAKERS.

### "CURED SWEENEY"

Dear Sirs:

We used your Dr. Clark's Fire Blister on an old mare that was hardly able to get around. She was stiff and crippled with both sweeney and spavin; now she is running around fine. It is good stuff. Next time I go to town I am going to get some Dr. Clark's White Liniment and St. John's Horse Worm Powders.

Clarkville, Feb. 10, 1911.

Yours truly, CHAS. W. COLVILL.

### "GOOD VET. REMEDIES"

Gentlemen:

We used several of your specifics in our stable from time to time and can speak conscientiously of their good virtues, particularly Dr. Clark's White Liniment.

Jackfish Lake, 1910.

Yours truly, E. D. HOSKINS.

### "CURED THE COLT"

Gentlemen:

I have used St. John's Condition Powders and I find they are the best condition powders I ever used in my stable, and I would not be without them. I had a colt bad with worms and his coat was dead, but I gave it a box of St. John's Condition Powders and he got rid of the worms and it put his coat in fine shape, for which I send you you my most sincere thanks.

Hubbard, Sask.

Yours truly, GEORGE BASEY.

### "CURED BIG LEG"

Dear Sirs:

I have used your Dr. Clark's White Liniment and found it to be the best thing I have ever tried. It cured my mare which had a big leg. I always keep a bottle on hand.

Govan, Sask., Feb. 13, 1911.

Yours truly, E. HICKLING.

"Many an animal has been saved with Dr. Clark's Colic Cure"

For washing sores and wounds use Dr. Clark's Creol

**More Praises**  
FOR  
**Dr. CLARK'S**  
*Veterinary*  
*Remedies*



**"THEY ARE ALL GOOD"**

Dear Sir:

We have used several of your remedies and found them all good. Blue Hill, Sask.  
Your **Dr. Clark's White Liniment** is the greatest of all liniments.  
Yours truly, DONALD M. HOPE.

**MAKES FINE STOCK**

Gentlemen:

My experience in the use of your **Dr. Clark's New Century Horse and Cattle Food** has taught me that the only sure and perfectly safe way to have the finest stock is to use the above stock food. I can assure you that as long as I can procure **Dr. Clark's New Century Horse and Cattle Food** I would never accept a substitute. Webb, Sask.

Yours truly, H. M. REYNOLDS.

**IT IS A GOOD ONE.**

Dear Sirs:

I received your Vet. Book for which accepts my thanks; it is a good one. The dose table alone is worth a whole lot to a farmer, without all the other useful and interesting matter. Net of Lakes, Sask.

Yours truly, J. E. ANDERSON.

**"FIRST CLASS"**

Dear Sirs:

I have used several of your good remedies for my stock, and find them reliable and first class. Duval, Sask., Jan. 18, 1911.

Yours truly, H. FOLLETT.

**"THE BEST REMEDY"**

Gentlemen:

Having used **Dr. Clark's Nitargin** for some time, I can safely say that it is the best remedy on the market for curing the ailments for which it is recommended. I would use no other. Webb, Sask., Jan. 20, 1911.

Yours truly, F. W. TURCOTTE.

**"For urinary ailments of animals give Dr. Clark's Nitargin"**

"For heaves in horses give Dr. Clark's Lung and Heave Cure"



## More Testimony

FOR THE WORTHY

# Dr. CLARK'S

## Veterinary

## Remedies

### "IT IS ALL RIGHT"

Dear Sirs:

I have frequently used Dr. Clark's White Liniment, and it always does the work; it is all right.

Longview, Sask., Jan. 18, 1911.

Yours truly, J. F. KELLY.

### "NOTHING BETTER FOR SORES"

Dear Sirs:

I have used St. John's Condition Powders and Dr. Clark's Nitergin for my horse with excellent result. I have also used Dr. Clark's British Gall Cure and can say that I do not think I could possibly get anything better for healing galls and sores on stock.

Westhope, Sask., Jan. 9, 1911.

Yours truly, H. L. COLEMAN.

### "BETTER THAN A \$2.50 ONE"

Dear Sirs:

I thank you for the Vet. Book which you sent me; I like it better than the one I paid \$2.50 for. Wishing you every success.

Ochre River, Jan. 10, 1911.

Yours truly, WILLIAM ROSS.

### "THE BEST AT ANY PRICE"

Gentlemen:

I have used Dr. Clark's White Liniment for some time and I think it is the best stable liniment to be had at any price. Good for man and beast. I always have a bottle in the stable.

Wapella, Sask., Jan. 6, 1911.

Yours truly, C. F. BURNHAM.

### SURE AND EFFECTUAL

Gentlemen:

I have used several of your remedies and I can honestly say that Dr. Clark's Nitergin is a sure and effectual medicine for urinary ailments of horses, and I can heartily recommend it to every farmer who has horses.

Herbert, Sask., Jan. 5, 1911.

Yours truly, MICHAEL GORRES.

"A wonderful healer for abrasions and sores is Dr. Clark's British Gall Cure"



Trainers should always use "Dr. Clark's Absorbol" on the horse



## THEY ALL PRAISE Dr. Clark's VETERINARY REMEDIES

### CURES SPRAINS AND RHEUMATISM

Dear Sirs:

Paswegan, Sask., Jan. 25, 1911.  
We have used your Dr. Clark's White Liniment in our stables and find it extra good for sprains and rheumatism, as well as for other ailments and injuries.

Yours truly, H. JAYCOCK.

#### "HE GOT WELL"

Dear Sirs:

Loreburn, Sask., Jan. 13, 1911.  
I have used Dr. Clark's White Liniment and found it to be very good. I had a horse that got badly sprained and I used your liniment, and he got well very quickly.

Yours truly,  
OLE WALD.

#### "VERY SATISFACTORY"

Dear Sirs:

Wavy Lake, Alta., Jan. 14, 1911.  
I have been using your Remedies, and find them to be all very good and very satisfactory, and I am recommending them to all my friends.

Yours truly, JOHN P. ROZINAHHEL, Jr.

#### "HONESTLY, THE BEST"

Dear Sir:

Grand Coulee, Jan. 4, 1911.  
I have used your Dr. Clark's White Liniment and other remedies and can honestly say they are the best I ever used.

Yours truly, JOSEPH BUSHRE.

#### "GREAT SATISFACTION"

Dear Sirs:

Webb, Sask., Jan. 20, 1911.  
I have used your Dr. Clark's White Liniment with great satisfaction and can recommend it to every horseman.

Yours truly, F. BICKNER.

It's a good thing, rub it in—"Dr. Clark's Absorbol"

The best Tonic for horses, "St. John's Condition Powders"

---

Praise and thanks from those who have used

**Dr. CLARK'S  
VETERINARY REMEDIES**



**"IT DOES BLISTER"**

Gentlemen:

Permit me to say that your **Dr. Clark's Fire Blister** is the very thing for bony enlargements. It does blister.

Yours sincerely, A. E. FRIEDER.

**"FIRST CLASS SATISFACTION"**

Gentlemen:

Little Woody, March 13, 1911.  
I have used several of your valuable veterinary remedies, and they have always given me first class satisfaction.

Yours truly, J. ST. GERMAIN.

**"CURED SORE SHOULDERS"**

Dear Sir:

Stevenville, Alta. Jan. 24, 1911.  
I want to speak a word of praise for your excellent **Dr. Clark's White Liniment**. I used it for sore shoulders on my horses, and it cured quickly. I can recommend it to every man for his stable.

Yours truly, AUGUST CORTEYS.

**"NO DOUBT ABOUT IT"**

Dear Sirs:

Ochre River, Man., Feb. 1, 1911.  
Many thanks for your Vet. Book; it is great and every farmer should have one. I have used many of your Veterinary Remedies and do not hesitate to say that they are the best without any doubt. I always recommend them.

Yours truly, OTTO SCHOLLE.

**"FOUND THEM GOOD"**

Gentlemen:

Mornville, Alta., Jan. 23, 1911.  
I like your Vet. Book fine. I have used some of your Veterinary Remedies and found them all to be good and satisfactory.

Yours truly, MORRIS BYER.

---

For worms in Horses give "St. John's Horse Worm Powders"

For wounds and tears use "Dr. Clark's Barb-Wire Liniment"

**MORE PRAISE FOR**  
**Dr. Clark's**  
**VETERINARY**  
**REMEDIES**



**"THEY DO THE WORK"**

Gentlemen:

Ranfurly, Alta., Jan. 9, 1911.

I have used some of your remedies and I must say that I found them to do what the label says they will do. I can testify to the good work that Dr. Clark's Hoof Ointment does, and I always keep it in the stable.

Yours respectfully, H. DOHERTY.

**"DID NOT EXPECT SO MUCH"**

Dear Sirs:

La Pearl, Alta.

I received the Vet. Book, and thank you very much for it. I did not expect to get such a good book free, and only regret that I did not have it sooner, as it would have saved a good cow for me. I think every farmer should have one, as a vet. cannot always be had, and I think it would save money and stock for the farmers and stock owners. I have used both St. John's Condition Powders and Worm Powders, and found them very satisfactory.

Yours truly,

H. NEEDHAM.

**"CURED A BAD CASE"**

Dear Sir:

Zelma, Sask., March 25, 1911.

We received your Vet. Book and think it is splendid. One of our cows had diarrhoea very bad and we used one of your Remedies and followed the directions in the Vet. Book, and it cured her quickly.

Yours truly, Mrs. WM. BAILEY.

**"CURED A VALUABLE MARE"**

Dear Sirs:

Sandeville, Alta, Jan. 30, 1911.


I used your Dr. Clark's White Liniment on a valuable mare of mine which had been badly cut by barb-wire; it made a complete cure. I shall always keep it in my stables, and I also recommend it to all farmers.

Yours truly, GEORGE BROWN.

For mange in dogs and other animals use "Dr. Clark's Mange Cure"

"Work the horse while using Dr. Clark's British Gall Cure"

What your Neighbors say about  
**DR. CLARK'S  
VETERINARY  
REMEDIES**



**"VALUABLE REMEDIES"**

Gentlemen:

Having used some of your remedies for some time, I can assuredly say that I have found them most valuable.

Tuxford, Sask.

Yours truly, D. C. BUCHANAN.

**"NONE BETTER"**

Dear Sirs:

I always keep Dr. Clark's British Gall Cure and Dr. Clark's White Liniment in my stable. I can find none better.

Langdon, Alta., Jan. 12, 1911.

Yours truly, WALTER BRUNDRETT.

**WAS ASTONISHED**

Gentlemen:

I desire to testify to the wonderful merits of your Dr. Clark's White Liniment. Last winter one of my horses was injured and the hind leg was badly swollen, it looked serious. I applied Dr. Clark's White Liniment and to my astonishment in eight days the trouble was entirely cured. You can rest assured that I am recommending it to every stock owner, as I feel it my duty to let them know how good it is.

Eagle Hill, Mar. 4, 1911.

Yours thankfully, ADOLF HUFLAND.

**"RECOMMENDS IT"**

Dear Sirs:

I have used your Dr. Clark's White Liniment for various ailments and injuries of horses, and I can recommend it as the best I ever used.

Lonbutte, Alta., Feb. 14, 1911.

Yours truly, C. W. SLATER.

**"THANKFUL"**

Gentlemen:


On behalf of myself and Mr. Jeffrey we thank you very much for your valuable Vet. Book, as it has proven very useful already. Mr. Jeffrey had an ox that was not well, and your "Vet. Book" described the symptoms exactly and told us what to do. We did so and the ox improved. We certainly will use your remedies when occasion requires.

Makinak, Man., Feb. 28, 1911.

Yours respectfully, J. A. HURST.

"For lumps and growths on animals, internally, give Dr. Clark's Lump Cure"

Sores will not fester if you use "Dr. Clark's Barb-Wire Liniment"



**MORE TESTIMONY**  
FOR  
**Dr. Clark's**  
**VETERINARY REMEDIES**

**"ALWAYS HAS IT"**

Dear Sirs:

Pettapiece, Jan. 7, 1911.  
I have used Dr. Clark's White Liniment for years in the stable, and house too, and have often recommended it to my fellow farmers. I do not like to be without it. If your other remedies are on a par with Dr. Clark's White Liniment they are O.K.

Yours truly, J. J. SNOWDON.

**"HAVE NO EQUAL"**

Dear Sirs:

Meota, Sask., Jan. 21, 1911  
Your St. John's Condition Powders have no equal anywhere for horses. I also keep Dr. Clark's White Liniment in my stable all the time, and find it the best that can be procured.

Yours truly, M. PING.

**"GREAT BENEFIT"**

Dear Sirs:

Melfort, Sask., Feb. 11, 1911.  
Have been using your Dr. Clark's Nitergin in my stable with a great deal of benefit. It is really a good line.

Yours truly, JAMES HUNTER.

**"WOULD NOT BE WITHOUT IT"**

Dear Sirs:

Badger, Man., Feb. 8, 1911.  
I have used Dr. Clark's White Liniment to great advantage; in fact, I would not be without it; it is the best liniment I have ever used, and it is a splendid thing for a sprain.

Yours respectfully,  
W. H. JONES.

**"Send us your testimonial when you have tried these Remedies"**

"All these Remedies are good and reliable"



More Testimonials  
FOR  
**Dr. Clark's**  
**VETERINARY**  
**REMEDIES**

"A SERIOUS CUT"

Dear Sirs:

Sandeville, Alta., Jan. 30, 1911.

I have the pleasure of writing you to tell you of a mare of ours, who had a serious barb-wire cut, which we cured with Dr. Clark's Barb-Wire Liniment. She is now out running around. I recommend this liniment to all farmers, and I always keep it handy now.

Yours truly, E. BANNAN.

"SPRAINS AND SWELLINGS"

Dear Sirs:

Slager, Sask., Jan. 21, 1911.

I can recommend your Dr. Clark's White Liniment as I have used it to great advantage for sprains and swellings.

Yours truly, F. M. JOHNSTON.

FOR INFLAMMATION

Dear Sirs:

Hubbard, Sask., Feb. 8, 1911.

I would advise all farmers to use Dr. Clark's White Liniment for swelling, inflammation, etc., in horses. It is an excellent remedy, and is very prompt in its action.

Yours truly,  
K. H. FRITZKE.

VERY SATISFACTORY

Dear Sirs:

Edgeton, Alta.

I have used your Dr. Clark's White Liniment for bruises, swelling, etc., on my stock, and found it to be very curative and satisfactory.

Yours truly, HARRY LAWSON.

The remedies recommended in this book are the best that money can buy"



