

**CIHM  
Microfiche  
Series  
(Monographs)**

**ICMH  
Collection de  
microfiches  
(monographies)**



**Canadian Institute for Historical Microreproductions / Institut canadien de microreproductions historiques**

**© 1998**



The copy filmed here has been reproduced thanks to the generosity of:

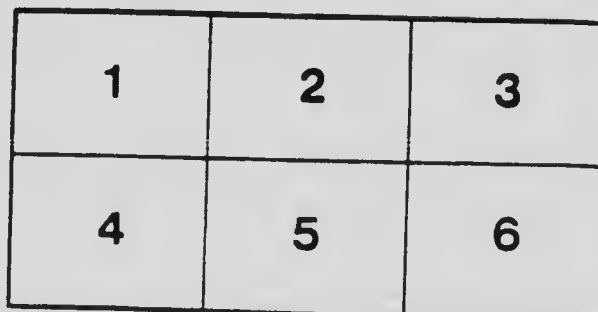

National Library of Canada

The images appearing here are the best quality possible considering the condition and legibility of the original copy and in keeping with the filming contract specifications.

Original copies in printed paper covers are filmed beginning with the front cover and ending on the last page with a printed or illustrated impression, or the back cover when appropriate. All other original copies are filmed beginning on the first page with a printed or illustrated impression, and ending on the last page with a printed or illustrated impression.

The last recorded frame on each microfiche shall contain the symbol  $\rightarrow$  (meaning "CONTINUED"), or the symbol  $\nabla$  (meaning "END"), whichever applies.

Maps, plates, charts, etc., may be filmed at different reduction ratios. Those too large to be entirely included in one exposure are filmed beginning in the upper left hand corner, left to right and top to bottom, as many frames as required. The following diagrams illustrate the method:



L'exemplaire filmé fut reproduit grâce à la générosité de:

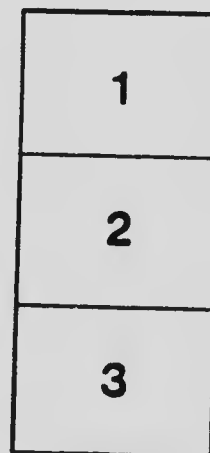
Bibliothèque nationale du Canada

Les images suivantes ont été reproduites avec le plus grand soin, compte tenu de la condition et de la netteté de l'exemplaire filmé, et en conformité avec les conditions du contrat de filmage.

Les exemplaires originaux dont la couverture en papier est imprimée sont filmés en commençant par le premier plat et en terminant soit par la dernière page qui comporte une empreinte d'impression ou d'illustration, soit par le second plat, selon le cas. Tous les autres exemplaires originaux sont filmés en commençant par la première page qui comporte une empreinte d'impression ou d'illustration et en terminant par la dernière page qui comporte une telle empreinte.

Un des symboles suivants apparaîtra sur la dernière image de chaque microfiche, selon le cas: le symbole  $\rightarrow$  signifie "A SUIVRE", le symbole  $\nabla$  signifie "FIN".

Les cartes, planches, tableaux, etc., peuvent être filmés à des taux de réduction différents. Lorsque le document est trop grand pour être reproduit en un seul cliché, il est filmé à partir de l'angle supérieur gauche, de gauche à droite, et de haut en bas, en prenant le nombre d'images nécessaire. Les diagrammes suivants illustrent la méthode.



O. H. M. S.

*W. J. Gerald*

*Deputy Minister.*

---

LABORATORY  
OF THE  
INLAND REVENUE DEPARTMENT

OTTAWA, CANADA

---

BULLETIN No. 191

---

BRAN, SHORTS, CHOP-FEED.

---

LABORATORY  
OF THE  
**INLAND REVENUE DEPARTMENT**  
OTTAWA, CANADA

BULLETIN No. 191

BRAN, SHORTS, CHOP-FEED.

OTAWA, November 2, 1909.

W. J. GERALD, Esq.,  
Deputy Minister of Inland Revenue.

SIR,—I have the honour to submit herewith the results of analysis of 545 samples of Bran, Shorts and Chop Feeds, collected throughout Canada, in April, May and June of this year.

These are classified as follows :—

Bran . . . . .	148	samples . . . . .	(See Table II)
Shorts and Middlings ..	258	" . . . . .	(See Table III)
Chop-Feeds . . . . .	135	" . . . . .	(See Table IV)
Exceptional . . . . .	4		
<hr style="width: 10%; margin: 0 auto;"/>			
Total . . . . .	545		

This collection has special reference to the requirements of the Commercial Feeding Stuffs Act, of this year. Under the Act mentioned, which becomes operative with the beginning of the new year (January 1st, 1910), it is obligatory upon manufacturers of Feeding Stuffs, with certain exceptions, to place them on sale with a definite guarantee of their value in protein and fat, and to specify the maximum amount of crude fibre they contain.

Exceptions are made in the following cases: Hay and Straw, Roots, Grains ground or unground either from a single species or mixed species; wet brewers grains, Bran or Middlings.

The reasons for these exceptions will appear on consideration of the facts that, in the cases of hay, straw and roots, the purchaser is competent to judge the value of what is offered to him. Wet brewers grains are assumed to be fairly definite in value, and on account of their low value, to be little liable to adulteration. Bran and Middlings (Shorts) are definable under Section 26 of the Adulteration Act. Whole grains of mixed or unmixed species, and ground or unground, may be designated as Chop-Feed or Mouleé and on this assumption, may be defined under Section 26 of the Adulteration Act.

Since Bran, Shorts, (Middlings) and Chop-Feed are Feeding Stuffs, which may be sold without registration or guarantee, it is necessary that Bran, Shorts and Chop-Feed should be defined in terms of protein, fat and fibre, in order that the purchaser may be legally protected under Section 26 of the Adulteration of Food Act.

This was the position taken by me in June, 1908, when the Feeding Stuffs Act was in contemplation, and it is clearly stated in Bulletin No. 156. I was less assured as regards Chop Feeds, than regarding Bran and Shorts; (See Bulletin 156 p. 6), and am still in doubt as to the possibility of defining this term so as to be quite fair to the

manufacturer, and at the same time to give efficient protection to the purchaser. I am convinced that manufacturers of high grade Chop-Feeds will find it to their advantage to state, on the package, the value of their product, in protein and fat, and fibre, just as in the case of mixed feeds, where such statement is required by law.

My justification for this contention will be found in a study of Table IV. It will be seen that, for 135 samples sold as Chop-Feeds, the extreme and mean values are:—

	Maximum.	Minimum.	Mean.
Moisture .....	13.92	3.05	10.38
Fat .....	11.75	0.87	3.09
Proteids .....	16.19	6.63	10.70
Crude Fibre .....	25.80	1.21	8.69
Ash .....	7.64	1.04	3.24
Carbohydrates .....	74.69	47.89	64.45

Considering alone the three components, proteids, fat and fibre, upon which the value of the food, as defined under the Act (Sec. 2, e) is judged, we find the variations so large as to make it difficult, if not impossible, to say what should constitute a typical chop feed. The proteids may apparently vary from 16.19 per cent to 6.63 per cent the fat from 11.75 per cent to 0.87 per cent the crude fibre from 1.21 per cent to 25.80 per cent.

Great variation was found in 28 samples of Chop-Feeds, reported in Bulletin 156 (p. 7). The mean results upon both inspections, may be presented thus:—

Mean results for Chop-Feed in—

28 samples (Bull. 156).....	Protein.	Fat.	Fibre.
	11.44	2.77	7.80
135 " (Bull. 191).....	10.70	3.09	8.69

I would respectfully recommend that the following limits be made legal for Chop Feeds, under the condition named.

When Chop-Feed is sold or offered for sale without a registration number, and without a special guarantee from the manufacturer or agent, it must contain not less than 6 per cent of proteids, and not less than 2 per cent of fat, and not more than 10 per cent of crude fibre.

It is however strongly recommended to manufacturers of Chop-Feeds, i.e., feeds made from mixed or unmixed grains, ground or unground, that they register such feeds, and sell them under a definite guarantee.

*Bran.*—In table II will be found the results of analysis of 148 samples purchased as Bran. The extreme and mean results of their examination are as follows:—

	Maximum	Minimum.	Mean.
Moisture .....	13.37	7.90	10.69
Fat .....	9.52	1.42	3.92
Proteids .....	17.56	11.81	14.67
Crude Fibre .....	13.20	3.96	9.26
Ash .....	7.16	3.16	5.53
Carbohydrates .....	64.25	50.06	56.01

The analysis of 27 samples of Bran (reported in Bulletin 156) in June, 1908, gave very similar results.

8521—1½

The mean findings for protein, fat and fibre are as below :—

MEAN RESULTS FOR BRAN.

	Protein.	Fat.	Fibre.
27 samples (Bull. 156).....	14.74	3.48	8.69
148 " (Bull. 191).....	14.67	3.92	9.26

The following limits for Bran are recommended :—

When Bran is offered for sale without a registration number, and without a special guarantee from the manufacturer or agent, it must contain not less than 14 per cent of proteids, and not less than 3 per cent of fat, and not more than 10 per cent of crude fibre.

SHORTS OR MIDLINGS.

It has been found impracticable to distinguish between these terms; and for purposes of trade they appear to be synonymous, at least so far as Stock Feeds are concerned. In table III will be found the results of analysis of 258 samples purchased as Shorts or Middlings; chiefly under the former name, which is that more commonly used, so far as I can learn. The findings may be thus summarized :—

	Maximum.	Minimum.	Mean.
Moisture.....	13.56	6.45	10.54
Fat.....	6.88	0.95	4.04
Proteids.....	18.93	10.00	15.25
Crude Fibre.....	12.15	0.22	5.63
Ash.....	5.74	0.88	3.63
Carbohydrates.....	74.18	51.04	60.55

Bulletin 156 contains the results of analysis of 36 samples purchased as Shorts or Middlings. The mean values are as follows :—

SHORTS OR MIDLINGS.

	Proteids.	Fat.	Fibre.
36 samples (Bull. 156).....	16.37	4.00	7.75
258 " (Bull. 191).....	15.25	4.04	5.63

The following limits for Shorts or Middlings as Stock Feed are recommended :—

When Shorts or Middlings is offered for sale without a registration number, and without a special guarantee from the manufacturer or agent, it must contain not less than 15 per cent protein, nor less than 4 per cent of fat, nor more than 8 per cent of crude fibre.

Four samples, which do not fall into either class of Feed Stuff herein considered, were collected in mistake, and are not further referred to in this report.

For the guidance of those interested the Commercial Feeding Stuffs Act is printed as an appendix to the present report.


I beg to recommend the publication of this report as Bulletin 191.

I have the honour to be, sir,

Your obedient servant,

A. MCGILL,

Chief Analyst.



## 8-9 EDWARD VII.

### CHAP. 15.

#### An Act respecting Commercial Feeding Stuffs.

[Assented to 19th May, 1909.]

HIS Majesty, by and with the advice and consent of the Senate and House of Commons of Canada, enacts as follows:—

1. This Act may be cited as *The Commercial Feeding Stuffs Act, 1909.* Short title.

2. In this Act, unless the context otherwise requires,—

- (a) "Minister" means the Minister of Inland Revenue; Definitions.  
"Minister."
- (b) "commercial feeding stuff," "feeding stuff" and "feed" mean any article offered for sale for the feeding of domestic animals, and feeds claimed to possess medicinal as well as nutritive properties, excepting only hay and straw, roots, the whole seeds or the mixed or unmixd meals made directly from the entire grains of wheat, rye, barley, oats, Indian corn, buckwheat or flax seed; wet brewers' grains; the bran or middlings from either wheat, rye, oats, peas or buckwheat sold separately and not mixed with other substances; "Commercial feeding stuff."
- (c) "registration number" means the specific number given by the Minister, under this Act, to each brand of commercial feeding stuff; "Registration number."
- (d) "agent" means any person whose name has been filed with the Minister as provided by section 4 of this Act; "Agent."
- (e) "guaranteed analysis" means the valuation of a commercial feeding stuff by the manufacturer or agent, in terms of its minimum content of protein and fat, and its maximum content of fibre. "Guaranteed analysis."

3. Commercial feeding stuffs shall be considered as of distinct brands when differing either in guaranteed composition, trade mark, name, or in any other characteristic method of marking. Distinct brands.



- Name of foreign manufacturer's agent or representative in Canada to be filed with Minister.** **4.** Where the manufacturer of any commercial feeding stuff has his factory or chief place of business elsewhere than in Canada, he shall file with the Minister the name of a person resident in Canada and acceptable to the Minister, or a corporation having its head office in Canada, as the agent or representative of such manufacturer for all the purposes of this Act; and any notice to, or communication or dealing with, such agent or representative by the Minister shall be effectual for all the purposes of this Act.
- Default of filing.** **2.** In default of such filing, the Minister may take any proceeding or action under this Act *ex parte*, and without any notice to, or communication with such person or corporation.
- Registration number.** **5.** Every brand of commercial feeding stuff offered for sale in Canada shall bear a registration number, which shall be permanently assigned to the particular brand of feeding stuff for which it is issued. The number shall be granted by the Minister on the application of the manufacturer of such brand of feeding stuff, or his agent, and on payment of a fee of two dollars.
- Fee.**
- Application for registration number.** **6.** Every application for a registration number shall be accompanied by a statement giving the following particulars:—  
 (a) Name of brand for which the registration number is asked, and trade mark, if any;  
 (b) Name and address of manufacturer;  
 (c) Name and address of the person applying for registration;  
 (d) Guaranteed analysis;  
 (e) The material of which the food is composed. This is required to be filed in the department, for the information of the Minister, not for publication.
- Registration number, how affixed.** **7.** The registration number must be affixed by the manufacturer, or agent, in a plain and legible manner to every package of commercial feeding stuff sold or offered for sale, and shall constitute an identification of the brand. In addition to the registration number there must be legibly printed, on every package of feeding stuff sold, the statement set out in schedule A to this Act. This condition shall be held to be fulfilled if a printed tag bearing the registration number, and the statement required, is securely attached to the package.
- Statement required.**
- Notice of change of composition and application for new number.** **8.** If a manufacturer elects to change the composition of any commercial feeding stuff for which a registration number has been granted, he shall notify the Minister to that effect, and shall apply for a new registration number to designate the new or altered feeding stuff; and the former registration number shall be cancelled, and shall not be reissued.

9. No manufacturer of commercial feeding stuff, and no agent of any such manufacturer, shall sell or offer for sale commercial feeding stuff, as defined by section 2 of this Act, unless he has a license under this Act authorizing the sale thereof. Annual license to sell.

2. Upon application of any such manufacturer or his agent, and upon payment of a fee of five dollars therefor, the Minister may grant a license authorizing the sale of such brands of commercial feeding stuff as are named in the license. Fee.

3. Such license shall be in such form as the Minister prescribes, and shall confer authority to sell during the calendar year in which the license is issued. Period of validity.

4. The Minister may renew any such license from year to year. Renewal.

10. Any purchaser of a registered commercial feeding stuff may obtain from the Minister an analysis of the feed as delivered to him, by making application for such analysis, accompanied by a sample of the feed of at least one pound weight, and taken in accordance with the directions given in schedule B to this Act; and on payment of a fee of one dollar. Purchaser registers; feeding stuff may obtain analysis. Fee.

11. The officers of Inland Revenue, the officers of Customs, the inspectors and deputy inspectors of weights and measures, and the inspectors of food, drugs and agricultural fertilizers acting under *The Adulteration Act* shall, when required so to do by any regulation made in that behalf by the Governor in Council or the Minister, act as inspectors of commercial feeding stuffs, and shall procure and submit for analysis samples of feeding stuffs offered for sale in Canada. Certain officers to act as inspectors. R.S., c. 133.

12. Every inspector of commercial feeding stuffs shall, whenever instructed by the Minister so to do, obtain for analysis a sample of every feeding stuff offered for sale in the district for which such inspector is appointed. Inspectors to procure samples for analysis.

2. Every sample so obtained shall be transmitted to the Minister for submission to the chief analyst for analysis; and the result of all such analyses shall be published annually by the Minister in such manner as he sees fit, together with such other information pertaining to commercial feeding stuffs as he deems it desirable should be published. Analysis and publication of results.

13. If any feeding stuff is imported for the personal use of the importer, and not for sale, this Act shall not apply thereto, but such importer may secure an analysis of the feed as delivered to him, on application to the Minister and on payment of a fee of five dollars. The sample submitted must be taken in accordance with the requirements of section 10 of this Act. Feeding stuff imported for personal use. Analysis.

14. This Act shall not apply to feeding stuffs which are manufactured to the order of the purchaser and are not intended for sale. Feeding stuff made to order, and not for sale.

**Analysis.**

tended for sale, unless such feeding stuffs be actually sold by such purchaser: but such purchaser may secure an analysis of the feed as delivered to him, under the conditions stated in section 10 of this Act and on payment of a fee of five dollars.

**Penalties for non-compliance with Act.**

**15.** Every manufacturer or agent, or purchaser in cases provided for in the next preceding section, who sells or offers or exposes for sale any commercial feeding stuff in respect of which the provisions of this Act have not been complied with, or who sells or offers or exposes for sale any feeding stuff which does not contain the percentage of constituents mentioned in the manufacturer's statement or certificate accompanying such feeding stuff, shall be liable in each case to a penalty not exceeding fifty dollars for the first offence, and for each subsequent offence to a penalty not exceeding one hundred dollars and, in default of payment of such penalty, to imprisonment for thirty days; provided that a deficiency of one per cent of the protein, or fat, or an excess of two per cent of fibre claimed to be contained in the feeding stuff shall not be considered as evidence of fraudulent intent, if the total value of the feeding stuff in nutritive materials is substantially equivalent to the guaranteed statement made by the manufacturer or agent.

**Proviso as to evidence of fraudulent intent.****Forgery of certificate, registration number, etc.  
Penalty.**

**16.** Every person who forges, or utters or uses knowing it to be forged, any manufacturer's certificate, registration number, or certificate of analysis required under this Act, is guilty of an indictable offence, and is liable to imprisonment for a term not exceeding two years, with or without hard labour.

**Unlawful use of certificate, tag or number.****Penalty.**

**17.** Every person who wilfully applies to any commercial feeding stuff a certificate, or tag, or registration number given in relation to any other package or lot of feeding stuff, and every person who sells an unregistered feeding stuff, and every person who lowers the nutritive value of a feeding stuff by mixing any other substances therewith, after the said feeding stuff has been placed on the market by the manufacturer or agent, shall be liable, on summary conviction, to a penalty not exceeding five hundred dollars and, in default of payment, to imprisonment for a term not exceeding twelve months.

**False certificate.****Penalty.**

**18.** Every person who gives a false certificate in writing with respect to a commercial feeding stuff sold by him as a principal or agent shall be liable on summary conviction to a penalty not exceeding five hundred dollars, and in default of payment to imprisonment for a term not exceeding twelve months.

**Application of fees and penalties.**

**19.** All fees paid and penalties recovered under this Act shall form part of the Consolidated Revenue Fund of Canada.

20. This Act shall come into force on the first day of January, Commence-  
ment of Act.  
one thousand nine hundred and ten.

### SCHEDULE A.

STATEMENT TO BE ATTACHED TO PACKAGE.

1. (*Name of brand.*)
2. (*Registration number.*)
3. (*Name and address of manufacturer.*)
4. (*Analysis as guaranteed by the manufacturer, which shall show the percentage content of protein, fat and fibre.*)
5. Notice: Any purchaser may have an analysis made by the Department of Inland Revenue, on payment of one dollar. Samples must be taken in conformity with the regulations. For regulations address the Deputy Minister of Inland Revenue, Ottawa.

### SCHEDULE B.

INSTRUCTIONS FOR TAKING SAMPLES OF FEEDING STUFFS TO BE SUBMITTED FOR ANALYSIS IN ACCORDANCE WITH SECTION 10.

Samples of feeding stuffs submitted by a purchaser for analysis must be inclosed in glass jars or bottles, and properly sealed. The samples must be taken in the presence of the vendor or of his representative.

#### *Process of Sampling.*

In lots of five tons, or less, portions shall be drawn from each separate package, and from at least ten packages; or if less than ten packages are present, all shall be sampled. In lots of over five tons, at least ten per cent of the packages shall be sampled. The portions so taken shall be thoroughly mixed in the presence of the parties interested, and from this mixture the sample sent to the Minister is to be taken, and must bear the signature of vendor and purchaser; and at the same time a duplicate sample is to be left with the party whose goods are inspected, subject to the call of the manufacturer or agent.



33857	R. Fendel, Bridgewater, N.S.	5	Unknown	11 02	4 31	15 56	5 36	4 20	59 55	33857
33858	H.C. Barnaby, Bridgewater, N.S.	5	Brook Wool Milling Co., Brantford, Ont.	10 56	3 58	13 38	4 38	3 50	64 60	33858
3 859	R. Dawson & Son, Bridgewater, N.S.	5	"	10 40	3 66	15 31	7 04	4 28	59 31	33859
33860	Wentzells Ltd., Halifax, N.S.	5	Saskatchewan Flour Mills Co., Moosejaw, Sask.	11 01	3 71	14 66	9 72	5 90	57 97	33860
33861	S. C. Thompson, Halifax, N.S.	5	Unknown	10 80	4 75	16 31	7 17	4 86	56 07	33861
33862	S. Mott, Dartmouth, N.S.	5	Nova Scotia Milling Co., Dartmouth, N.S.	10 73	4 39	14 83	5 47	4 10	60 13	33862
33863	Nova Scotia Milling Co., Dartmouth, N.S.	5	G. Carter Son & Co., St. Marys, Ont.	11 25	4 67	14 94	6 35	3 92	58 87	33863
33864	John Davison & Son, Halifax, N.S.	5 lbs.	Nova Scotia Milling Co., Dartmouth, N.S.	10 98	5 10	17 81	7 37	4 10	56 64	33864
33865	Gunn & Co., Halifax, N.S.	5	McLeod Milling Co., Stratford, Ont.	11 37	4 82	14 88	5 80	3 98	59 15	33865
33866	F. J. Fenton, Halifax, N.S.	5	Ogilvie Milling Co., Montreal.	11 15	4 82	15 06	7 45	4 88	57 64	33866
33867	C. N. Mader, Mahone, N.S.	5	DeLong & Seaman, Boston.	10 02	5 16	16 25	6 11	5 50	56 96	33867
33868	R. E. Harris & Son, Wolfville, N.S.	5	Woodburn Milling Co., Glenora, Ont.	10 36	3 84	14 88	5 95	4 48	60 49	33868
33869	Frank Fraser, Halifax, N.S.	5	Unknown	10 37	2 96	14 44	7 92	4 80	59 51	33869
33870	E. Donahoe & Son, Halifax, N.S.	5	Ogilvie Flour Mills Co., Montreal.	9 85	4 35	16 88	11 90	4 74	52 28	33870
33871	L. B. Shaffner & Co., Halifax, N.S.	5	Quaker Oats Co., Peterboro, Ont.	10 04	2 15	8 06	13 00	3 60	63 15	33871
33872	T. D. Knowles & Co., Halifax, N.S.	5	Ogilvie Milling Co., Montreal.	10 34	3 61	10 00	13 03	3 22	59 80	33872
33873	Gunn & Co., Halifax, N.S.	5	Vendors	10 57	2 93	10 12	6 55	2 74	67 09	33873
33874	Moffatt Bros., Amherst, N.S.	5	R. W. Oliver, Montreal.	10 85	3 17	10 88	10 76	2 70	61 64	33874
33875	T. R. Angus, Amherst, N.S.	5	Quaker Oats Co., Peterboro, Ont.	10 00	2 40	8 63	10 15	2 28	66 48	33875
33876	J. A. Hunson, Truro, N.S.	5	Flavelle Milling Co., Lindsay, Ont.	8 50	2 65	8 56	12 90	3 74	63 65	33876
33877	W. C. Sumner	"	Vendor	9 35	3 45	9 38	8 60	2 40	66 82	33877
33878	H. S. Hall, Bridgewater, N.S.	5	Tilson's, Tillsonburg, Ont.	10 02	4 08	10 75	7 49	3 62	64 04	33878
33879	W.A. Smith, Kentville, N.S.	5	Unknown	10 35	2 90	14 31	11 45	3 94	56 55	33879
33880	S. L. Cross	5	Ogilvie Flour Mills Co., Montreal.	10 41	2 70	15 38	7 22	4 34	69 95	33880

10 Wm. Muir & Son, Halifax, N.S.  
 10 J. S. Cashen, Halifax, N.S.  
 10 Wm. Muir & Son, Halifax, N.S.  
 10 J. S. Cashen, Halifax, N.S.

TABLE I—STOCK FEEDS.

Date of Collection.	Nature of Sample.	Number of Sample.	Name and Address of Vendor.		Quantity.	COST.	Inspector's Report (Is not an expression of Opinion).	RESULTS OF ANALYSIS.						Number of Sample.			
			Name and Address of Manufacturer or Furnisher as given by the Vendor.	town.				Moisture.	Fat (Incl. rect).	Proteids.	Crude Fibre.	Ash.	Difference.				
1909.																	
May	5 Stock Feeds.	38521	Auld Bros., Charlotte-	town.	5 lbs.	10	Wolverton Milling Co., Bran Wolverton, Ont.	10.39	3.84	14.06	9.64	6.00	56.07	38521			
"	"	38522	Arthur Edmonds, Charlotte-	town.	5 "	10	Carvell Bros., Charlotte-	10.74	3.89	15.12	9.74	5.84	54.76	38522			
"	"	38523	R. E. Mitch, Charlotte-	town.	5 "	10	Ogilvie Milling Co., Mon-	11.50	1.86	14.00	8.17	5.16	59.22	38523			
"	"	38524	A. Horn & Co., Charlotte-	town.	5 "	8	Goldie Milling Co., Galt, Ont.	10.61	3.24	13.56	8.70	6.24	57.65	38524			
"	"	38525	Sanderson & Co., Charlotte-	town.	5 "	8	Wolverton Milling Co., Wolverton, Ont.	10.60	3.80	14.28	10.06	6.20	55.06	38525			
"	"	38526	W. W. Walker, Charlotte-	town.	5 lbs.	8	N. Rattenbar, Charlotte-Bran.	10.86	4.33	15.56	3.29	5.36	55.00	38526			
"	"	38527	Mathew & McLean, Souris.	town.	5 "	10	Pictou Flour Mills, Pictou, N. S.	11.30	3.25	12.69	11.35	5.84	55.57	38527			
"	"	38528	A. L. McDonald, Souris.	town.	5 "	12	Campbell Milling Co., To- ronto Junction.	11.58	1.42	13.56	9.46	5.91	58.04	38528			
"	"	38529	J. B. Andrew, Charlotte-	town, Royalty.	5 "	10	Vendor	12.59	3.69	14.25	6.77	5.00	57.70	38529			
"	"	38530	F. Gates, Charlottetown.	Royalty.	5 "	10	"	12.91	4.18	14.50	5.88	5.10	57.43	38530			
"	"	38531	Auld Bros., Charlottetown.	town.	5 "	10	Wolverton Milling Co., Wolf- verton, Ont.	11.26	4.88	15.12	5.26	4.30	59.18	38531			
"	"	38532	R. E. Mutch, Charlottetown.	town.	5 "	10	Jno. Campbell & Co., Ltd., St. Thomas, Ont.	12.01	4.52	15.12	4.85	3.90	59.60	38532			
"	"	38533	A. Horn & Co., Charlotte-	town.	5 "	8	Campbell Milling Co., To- ronto Junction.	10.86	4.13	11.50	4.85	4.10	51.56	38533			
"	"	38534	Sanderson & Co., Charlotte-	town.	5 "	8	Wolverton Milling Co., Wolf- verton, Ont.	10.62	4.41	15.68	5.05	4.00	61.24	38534			
"	"	38535	W. W. Walker, Charlotte-	town.	5 "	13	Unknown	10.50	3.00	11.63	4.35	1.94	69.48	38535			
"	"	38536	W. D. Currie, Souris.	town.	5 "	10	Campbell Milling Co., To- ronto Junction.	10.68	5.81	16.06	5.13	4.64	57.68	38536			

DISTRICT OF PRINCE EDWARD ISLAND—THEO. MOORE, INSPECTOR.

"	10	"	"	38537	J. J. Hughes, Souris	5	"	8	J. W. Smith, Picton, N.S.	"	10	42	4	41	16	44	4	88	3	92	59	93	38537
"	"	"	"	38538	Mathew and McLean, Souris	5	"	10	Picton Flour Mills, Picton, N.S.	"	11	55	3	40	14	96	1	06	1	90	68	03	38538
"	"	"	"	38539	J. B. Andrew, Charlottetown, N.S.	5	"	10	Vendor	"	13	09	1	80	11	63	0	30	0	96	72	22	38539
"	"	"	"	38540	F. Gates, Charlottetown, N.S.	5	"	10	Vendor	"	13	27	1	33	10	00	1	37	1	70	72	33	38540

DISTRICT OF NEW BRUNSWICK—J. C. FERGUSON, INSPECTOR.

April	27	Stock feeds	29654	James Collins, St. John, N.B.	5 lb.	15	De Witt Bros., Fairville, St. John, N.S.	Bran.	10	30	3	55	14	30	8	17	5	34	58	14	29654
May	1	"	29655	L. C. Prime Co., Ltd., St. John, N.B.	5	10	Ogilvie Milling Co., Ltd., Canada.	"	7	90	4	40	13	87	12	15	5	30	56	38	29655
"	12	"	29656	J. B. Robinson, St. Stephen, N.B.	5	15	Tilson's, Tilsonburg, Ont.	"	11	15	5	30	13	31	8	79	5	80	53	65	29656
June	2	"	29657	W. B. McKay & Co., St. John, N.B.	5	10	Lake of the Woods Milling Co., Keswatin, Ont.	"	10	61	4	52	15	31	10	55	5	68	53	33	29657
"	3	"	29658	James Doyle & Son, Moncton, N.B.	5	10	Flavel's Milling Co., Lindsay, Ont.	"	12	29	4	03	14	50	9	80	5	20	54	18	29658
"	3	"	29659	Tombs & Son, Moncton, N.B.	5	15	McLeod Milling Co., Stratford, Ont.	"	11	79	3	48	13	75	8	68	5	60	57	10	29659
"	4	"	29660	J. B. Snow, P. Co., Ltd., Chatham, N.B.	5	10	Wolverton Milling Co., Wolverton, Ont.	"	13	37	3	90	13	81	9	08	5	70	54	14	29660
"	4	"	29661	E. A. S. Rang, Chatham, N.B.	5 lbs.	10	Tavistock Milling Co., Ltd., Tavistock, Ont.	Bran.	12	80	2	90	12	31	9	25	5	90	56	10	29661
"	5	"	29662	A. C. Branch, Bathurst, N.B.	5	15	The Tilson Co., Ltd., Tilsonburg, Ont.	"	11	80	3	03	13	87	10	13	6	43	51	77	29662
"	5	"	29663	W. J. Keet Co., Ltd., Bathurst, N.B.	5	10	Quaker Oats Co., Peterboro, Ont.	"	12	16	3	85	14	87	8	47	5	64	55	01	29663
April	27	"	29664	W. J. Alexander, St. John, N.B.	5	15	A. C. Smith & Co., St. John, N.B.	Shorts	9	50	2	90	6	63	5	50	3	44	61	93	29664
"	28	"	29665	C. H. Peters Sons, Ltd., St. John, N.B.	5	15	Lake of the Woods Milling Co., Keswatin, Ont.	"	6	45	3	75	16	38	7	95	3	94	61	33	29665
"	7	"	29666	A. C. Smith & Co., St. John, N.B.	5	15	Ogilvie Flour Mills, Montreal.	"	9	00	5	25	15	51	6	40	4	04	58	00	29666
"	12	"	29667	J. B. Robinson Estate, St. Stephen, N.B.	5	15	A. I. Feed Co., Ltd., St. Stephen, N.B.	"	11	19	4	41	15	08	8	55	3	00	57	17	29667
"	12	"	29668	P. F. McKenna, St. Stephen, N.B.	5	15	"	"	10	13	5	73	15	06	8	66	4	44	55	98	29668
"	13	"	29669	F. H. Everett, Fredericton, N.B.	5	15	J. Steinmiller, Walkerton, Ont.	"	10	75	4	96	15	31	8	12	5	08	55	78	29669
"	14	"	29670	L. C. Prime Co., Ltd., Woodstock, N.B.	5	15	The Campbell Milling Co., Ltd., West Toronto, Ont.	"	45	43	4	35	14	94	4	56	3	62	51	04	29670
"	17	"	29671	The Perth Milling Co., Perth, N.B.	5	15	Vendors	"	11	80	3	79	15	81	8	75	4	50	55	35	29671
"	17	"	29672	De Witt, Andover, N.B.	5	10	De Witt Bros., St. John, N.B.	"	11	02	5	55	15	93	8	02	4	80	54	68	29672



TABLE I—STOCK FEEDS.

Date of Collection	Nature of Sample.	No. of Sample.	Name and Address of Vendor.	Cont.		Name and Address of Manufacturer or Furnisher as given by the Vendor.	Inspector's Report. (Is not an expression of opinion.)	RESULTS OF ANALYSIS.					No. of Sample.			
				Quantity	Conts.			Moisture	Fat (Indirect)	Proteids	Crude Fibre	Ash		Difference		
1908.																
June 3	Stock feeds.	29573	William H. Edgett, Moncton, N.B.	5 lbs.	10	Ogilvie Milling Co., Canada	Shorts.	p. c.	p. c.	p. c.	p. c.	p. c.	p. c.	4.80	56.37	29573
April 27	"	29574	William Dunlop & Sons, St. John, N.B.	5 "	15	Goddie Milling Co., Canada.	Middlings.	11.08	3.35	14.02	4.64	3.26	61.85	29574		
" 27	"	29575	E. Walsh & Co., St. John, N.B.	5 "	15	A. C. Smith & Co., St. John, N.B.	"	10.10	4.35	16.69	3.55	3.26	62.05	29575		
May 12	"	29576	McAllister Bros., St. Stephen, N.B.	5 "	15	Campbell Milling Co., Toronto, Junction, Ont.	"	11.45	4.38	15.93	6.63	4.54	57.07	29576		
" 13	"	29577	John Gibson & Son, Fredericton, N.B.	5 "	15	Seaforth Milling Co., Seaforth, Ont.	"	11.17	4.70	14.62	5.51	3.74	60.26	29577		
" 14	"	29578	J. M. Fripp, Woodstock, N.B.	5 "	15	Medunskesg Roller Mills, Woodstock, N.B.	"	12.14	3.10	13.81	3.03	2.54	65.38	29578		
June 2	"	29579	Sussex Mercantile Co., Ltd., Sussex, N.B.	5 "	10	Lake of the Woods Milling Co., Ltd.	"	10.69	5.14	16.81	6.43	3.80	57.13	29579		
" 3	"	29580	H. A. Leaman, Moncton, N.B.	5 "	15	Western Canada Flour Mills, Ltd., Canada.	"	10.67	4.93	16.87	5.36	4.04	58.13	29580		
" 3	"	29581	William Murray, Moncton, N.B.	5 "	10	Goddie Milling Co., Ltd., Canada.	"	11.55	4.68	14.37	5.63	4.04	59.73	29581		
" 4	"	29582	The St. Hubert Mercantile Co., Ltd., Newcastle, N.B.	5 "	10	The F. H. Taylor Co., Ltd., Chatham, Ont.	"	13.50	4.11	14.81	5.83	4.08	57.67	29582		
" 4	"	29583	Baird & Peters, Newcastle, N.B.	5 "	20	The Ogilvie Milling Co., Ltd., Montreal, N.B.	"	12.00	5.75	17.00	5.13	3.90	56.22	29583		
April 20	"	29584	Ira B. Kistead, St. John, N.B.	5 "	15	A. C. Smith & Co., St. John, N.B.	Chop feed (Moulce).	9.00	1.40	8.03	7.85	3.60	69.07	29584		
May 3	"	29585	N. S. Springer, St. John, N.B.	5 "	15	Woodburn Milling Co., Glenora, Ont.	"	10.00	3.05	10.00	7.90	3.24	65.81	29585		
" 3	"	29586	J. Harrison & Co., St. John, N.B.	5 "	15	Ogilvie Milling Co., Montreal, Ont.	"	9.00	4.22	12.62	4.00	1.94	67.62	29586		
" 3	"	29587	P. Nasse & Son, St. John, N.B.	5 "	15	Quaker Oats Co., Peterboro, Ont.	"	10.75	3.45	8.25	6.35	2.44	68.76	29587		
" 12	"	29588	T. R. Speedy, St. Stephen, N.B.	5 "	15	R. W. Oliver Milling Co., Montreal.	"	10.04	0.90	11.37	25.80	4.00	47.80	29588		

DISTRICT OF NEW BRUNSWICK - J. C. FERGUSON, INSPECTOR.—Continued.

29688 T. R. Speedy, St. Stephen, N. B.  
 15 R. W. Oliver Milling Co., Montreal.

" 13	29689	A. H. Vanwart, Fredericton, N. B.	5 "	15	Ogilvies, Montreal	11-26	4-56	11-31	3-87	4-08	64-92	29689
" 13	29690	John Gibson & Son, Fredericton, N. B.	5 "	15	The Flavelle Milling Co., Lindsay, Ont.	9-75	3-10	8-25	10-65	4-08	64-17	29690
" 14	29691	L. C. Prime Co., Ltd., Woodstock, N. B.	5 "	15	Campbell Milling Co., Ltd., West Toronto, Ont.	11-97	4-10	12-25	6-98	3-64	61-06	29691
" 17	29692	The Perth Milling Co., Perth, N. B.	5 "	15	Vendors	12-21	3-10	9-69	13-80	4-50	56-70	29692
June 2	29693	Sussex Mercantile Co., Ltd., Sussex, N. B.	5 "	16	Flavelle Milling Co., Lindsay, Ont.	12-05	1-72	10-68	8-15	4-46	62-94	29693
" 2	30000	"	5 "	10	The Wallaceburg Sugar Co., Ltd., Wallaceburg, Ont.	18-17	0-41	9-12	10-90	5-40	56-00	30000

DISTRICT OF QUEBEC—E. BELAND, INSPECTOR.

April 26	36732	Stock feeds.	7	Boissevain, Manitoba	10-94	3-78	15-94	7-47	4-68	57-19	36732	
" 26	36733	Julien & Vezeina, 1230 St. Valier, Quebec.	5 "	8	Ogilvies, Montreal	10-57	4-96	15-13	8-63	5-64	55-05	36733
" 26	37534	N. Bertrand, 6-5 Valier, Quebec.	5 "	8	Kerouack & Fils, Quebec	10-89	6-06	15-25	7-97	5-74	54-09	36734
" 26	36735	P. Renaud, 567 Valier, Quebec.	5 "	15	Unknown	10-81	4-07	14-81	8-96	5-60	55-75	36735
" 27	36736	A. A. Cantin, 555 Valier, Quebec.	5 "	10	P. T. Busers, Quebec	10-20	4-00	14-63	7-70	5-88	57-59	36736
" 27	36737	O. Bacon, 28 Rue Hermine, Quebec.	5 "	10	Kerouack & fils, Quebec	9-25	3-90	14-88	8-45	6-00	57-52	36737
" 27	36738	T. Pepin, 132 Rue Massue, Quebec.	5 "	10	N. Bertrand, Quebec	10-81	2-96	14-62	8-96	6-16	56-49	36738
" 27	36739	L. Dupuis, 93 Rue Dolard, Quebec.	4 "	5	W. Carrier & fils, Quebec	10-91	4-42	15-25	8-56	5-80	55-06	36739
" 27	36740	A. Parry, 922 Rue St. Valier, Quebec.	4 "	10	Unknown	10-74	4-37	14-81	9-42	5-54	55-12	36740
" 27	36741	E. Hamel, 914 Rue St. Valier, Quebec.	4 "	10	"	10-61	4-15	15-75	6-23	4-24	59-02	36741
" 27	36742	P. F. Kirvack, 1105 Rue St. Valier, Quebec.	4 "	10	Boissevain, Manitoba	10-00	2-30	15-06	5-80	3-00	63-84	36742
" 26	36743	Julien & Vezeina, 1230 St. Valier, Quebec.	4 "	9	William Scott, Montreal	9-91	3-74	14-94	9-24	4-84	57-33	36743
" 26	36744	N. Bertrand, 683 Rue St. Valier, Quebec.	5 lbs.	10	Unknown	10-45	4-10	14-94	9-85	2-70	57-96	36744
" 26	36745	P. Renaud, 597 Valier, Quebec.	5 "	15	"	11-07	2-42	14-36	2-48	2-20	67-45	36745
" 27	36746	A. A. Cantin, 555 Rue St. Valier, Quebec.	5 "	10	P. T. Busiere, Quebec	10-82	2-77	14-38	3-63	2-94	65-46	36746
" 27	36746	O. Bacon, 28 Rue Hermine, Quebec.	5 "	10	"							

TABLE I—STOCK FEEDS.

Date of Collection.	Nature of Sample.	Number of Sample.	Name and Address of Vendor.	Cost.		Name and Address of Manufacturer or Furnisher as given by the Vendor.	Inspector's Report (Is not an expression of Opinion.)	RESULTS OF ANALYSIS.					Number of Sample.	
				Quantity.	Cents.			Moisture.	Fat (Indirect).	Proteids.	Crude Fibre.	Ash.		Difference.
1909.														
April 27	Stock Feeds.	36747	T. Pepin, 132 Rue Massue, 5 lb. Quebec.	5	10	W. Carrier & fils, Quebec.	Shorts.....	p. c.	p. c.	p. c.	p. c.	p. c.	p. c.	36747
"	"	36748	L. Dupuis, 23 Rue Dollard, 5 lb. Quebec.	5	10	N. Bertrand, Quebec.	"	10.93	4.37	15.69	9.62	3.36	56.03	36748
"	"	36749	P. S. Kirouack, 1105 Rue St. Valier, Quebec.	5	10	Unknown	"	10.50	2.15	15.06	5.50	2.50	64.29	36749
"	"	36750	T. U. Robitaille, 1283 Rue St. Valier, Quebec.	5	10	"	"	11.02	4.00	17.06	5.52	4.14	58.26	36750
"	"	36751	T. B. Remeaud & Cie., Quebec.	5	10	"	"	9.95	2.85	14.50	6.35	4.24	62.11	36751
"	"	36752	N. Bertrand, 685 Rue St. Valier, Quebec.	5	10	William Scott, Montreal.	Middlings.....	10.86	3.61	15.25	5.19	3.22	61.87	36752
"	"	36753	P. Remeaud, 597 Rue St. Valier, Quebec.	5	10	Unknown	"	10.50	2.00	13.56	5.10	3.30	65.54	36753
"	"	36754	A. Patry, 922 Rue St. Valier, Quebec.	5	10	W. Carrier & fils, Quebec.	"	10.40	3.65	13.09	10.32	3.94	58.60	36754
"	"	36755	M. Hegin, 105 Rue St. Roch, Quebec.	5	10	F. M. Lennon & Co., Quebec.	"	10.36	4.59	15.04	4.14	3.58	61.65	36755
"	"	36756	T. B. Remeaud & Cie., Quebec.	5	10	Unknown	"	11.84	4.21	16.02	5.67	3.80	57.86	36756
"	"	36757	G. Tanguay, Quebec.	5	10	Howards Co., Montreal.	"	10.00	2.25	15.31	4.95	2.20	65.29	36757
"	"	36758	W. Carrier & fils, Quebec.	5	10	Lake of the Woods, Montreal.	"	10.84	3.33	15.31	5.32	4.68	60.62	36758
"	"	36759	E. M. Lennon, Quebec.	5	10	Carnduff, Saskatchewan.	"	11.08	3.49	16.44	6.02	3.80	59.17	36759
"	"	36760	D. E. Drolet, Quebec.	5	10	Lake of the Woods.	"	10.64	3.62	14.44	1.44	2.10	67.76	36760
"	"	36761	C. A. Paradis, Quebec.	5	10	Oglivies, Montreal.	"	10.10	4.35	16.18	12.15	3.94	53.24	36761
"	"	36762	Julien & Veziua, 1230 Rue St. Valier, Quebec.	5	10	Vendors	Chop feed.....	8.00	3.05	9.44	13.05	3.44	63.12	36762

DISTRICT OF QUEBEC—(Continued.)



TABLE 1—STOCK FEEDS.

Date of Collection.	Nature of Sample.	Number of Sample.	Name and Address of Vendor.	Cost.		Inspector's Report. (Is not an expression of Opinion.)	RESULTS OF ANALYSIS.							Number of Sample.
				Quantity.	Cents.		Moisture.	Fat (Indirect).	Proteids.	Crude Fibre.	Ash.	Differ-ence.		
1909.								p. c.	p. c.	p. c.	p. c.	p. c.	p. c.	
April 29	Stock feeds.	38815	L. O. Pepin et fils, Ar- baska, Victoria.	5 lbs.	8	Lake of the Woods.	Shorts	9.10	4.30	15.75	6.30	4.28	60.27	38815
" 29	"	38816	C. O. Roberge, Victo- ria.	5 "	8	Winker Milling Co., Mani- toba.	"	11.04	3.34	15.69	2.70	2.80	64.43	38816
May 5	"	38817	Biron & Blouin, E. Sher- brooke.	5 "	8	Denaault Grain & Prov. Co., Sherbrooke.	"	9.82	4.75	16.56	7.65	4.30	56.92	38817
" 18	"	38818	A. Lamoureux, Contrecoeur	5 "	10	Ogilvies	"	11.24	4.20	15.68	6.50	4.40	57.98	38818
" 18	"	38819	Lapierre & freres, Pierre- ville.	5 "	10	Lake of the Woods	"	10.76	4.98	16.06	5.20	3.52	59.48	38819
" 19	"	38820	J. B. Gagne & fils, Sorel.	5 "	8	E. A. Schmidt, Board of Trade Bldgs., Montreal.	"	11.66	5.27	16.56	5.44	4.04	57.09	38820
" 24	"	38821	A. Griesé, St. Pie Bagot	5 "	10	Lake of the Woods	"	10.49	5.22	15.93	6.02	3.90	58.44	38821
April 26	"	38822	F. Lafontaine, Belœil	5 "	8	Ogilvie Milling Co., Mont- real.	Middlings	10.00	4.21	16.18	8.33	4.06	57.20	38822
" 28	"	38823	R. Tetrault, Roxton Falls	1½ "	10	Canadian Milling Agency, Victoriaville.	"	9.50	3.00	13.13	3.85	3.46	67.04	38823
" 28	"	38825	" " "	1½ "	10	"	"	8.35	3.25	14.81	5.75	4.40	53.44	38825
" 28	"	38826	Guertin & Archambault, Actonvale.	5 "	10	The Flavelle Milling Co., Lindsay, Ont.	"	10.40	3.10	16.13	8.25	3.46	58.66	38826
" 28	"	38827	E. J. Gauvin, Actonvale	5 "	10	Lake of the Woods Milling Co., Montreal.	"	10.61	3.66	16.25	5.70	3.60	60.18	38827
May 11	"	38828	N. Forcier, St. Guillaume	5 "	10	"	"	9.90	3.43	15.31	4.70	3.74	62.83	38828
" 19	"	38829	J. B. Gagne & fils, Sorel	5 "	8	N. Lacoste, Montreal	"	11.86	3.80	15.06	6.10	3.70	59.48	38829
" 26	"	38830	Perrthanne Lanane, Farn- ham.	5 "	10	Ogilvies	"	11.94	3.75	15.56	6.15	3.90	58.70	38830
" 26	"	38831	F. Bachaud, Waterloo	5 "	10	C. R. Cousins & Co., St. Jean.	"	11.52	3.16	15.75	2.74	3.40	63.43	38831

DISTRICT OF ST. HYACINTHE.—Continued.

26	38830	Perthiamne Lanane, Farm ham.	10	C. R. Cousins & Co., St. Jean.	11.52	3.16	15.75	2.74	3.40	63.43	38831
27	38832	E. E. Goyette, Magog	5	The Flaville Milling Co.	11.54	3.32	13.50	6.42	4.34	60.88	38832
27	38834	M. Bisquet, St. Hyacinthe.	5	Vendor.	9.80	2.25	10.50	6.15	2.60	68.70	38834
27	38835	J. M. Galarly, St. Hyacinthe.	5	Lake of the Woods Milling Co., Montreal.	8.69	2.65	9.50	6.70	4.18	68.62	38835
28	38836	McFall & Massé, Roxton Falls.	5	P. Molinos & Son, Toronto	9.00	2.40	13.06	3.90	2.80	68.84	38836
29	38837	C. O. Roberge, Victoriaville.	5	Winkler Milling Co., Man.	11.55	0.87	10.00	6.36	2.56	68.66	38837
May 5	38838	Clough & Co., Lennoxville.	5	Vendors.	11.35	3.44	11.38	4.42	2.24	67.17	38839
6	38840	Brault & Paradis, Stanstead.	5	The Quaker Oats Co., Peterboro, Ont.	10.49	3.40	8.06	11.23	3.34	63.48	38840
11	38841	E. Sylvestre, St. Guillaume.	5	C Racicot, St. Hyacinthe.	11.26	1.09	11.81	7.50	2.68	65.66	38841
18	38842	U. St. Jean, Contrecoeur.	5	Jos. Ward & Cie, Montreal.	9.93	11.75	11.81	4.87	7.64	54.00	38842
18	38843	Laferrriere & freres, Pierreville.	5	Lake of the Woods.	11.96	2.90	14.87	4.29	3.50	63.08	38843
19	38844	J. B. Gagne fils, Sorel.	5	Vendors.	11.76	1.81	9.87	13.85	3.64	59.07	38844
24	38845	E. Chaput, Egypte de Mil-ton.	5	N. Mercier, Upton.	10.60	2.85	8.81	1.83	1.30	74.59	38845

DISTRICT OF MONTREAL—J. J. COSTIGAN, INSPECTOR.

May 14	40202	James McDonnell, 128 Wel-lington St., Montreal.	5 lbs.	10	Bran	11.72	4.00	14.06	9.01	4.74	56.47	40202
14	40203	Bruneau Currie & Co., Youville-Place, Montreal.	5	10	Bran (maple leaf brand)	11.61	4.25	14.62	8.80	5.48	55.24	40203
17	40204	W. L. Hogg, 1871 Notre-Dame E., Montreal.	5	5	Bran	12.07	4.27	16.19	8.05	5.14	53.68	40204
18	40205	James Scott & Co., 132 Antoine St., Montreal.	5	10	"	10.58	3.98	15.56	7.73	5.38	56.82	40205
22	40206	The Can. Grain & Feed Co., 407 Cadieux St., Montreal.	5	5	Lake of the Woods Milling Co.	11.44	4.07	15.12	9.26	5.60	54.51	40206
26	40207	McDonald & Rott, Valleyfield, P.Q.	5	5	Vendors.	12.31	4.73	14.81	9.78	5.50	52.47	40207
27	40208	E. Benoit fils, 181 St. Paul St., Montreal.	5	10	Ogilvie Flour Milling Co. Ltd.	11.76	5.33	15.25	8.90	5.40	53.36	40208
June 3	40209	B. Vaillancourt, 1195 Lawrence B., Montreal.	5	10	"	10.25	4.33	13.02	10.21	6.40	55.19	40209
3	40210	B. Echier, 1119 St. James St., Montreal.	5	10	"	12.30	3.65	14.50	9.87	5.90	53.78	40210
9	40211	Gustave Labelle & Cie, 1100 Dorchester St., Montreal.	5	10	"	11.74	3.39	15.05	8.63	5.46	55.72	40211
May 14	40212	James McDonnell, 128 Wel-lington St., Montreal.	5	15	Shorts	11.37	5.69	15.94	7.35	4.54	53.11	40212





May 14	40229	A. G. F. P. M., 8 Mountain St., Montreal.	5 "	10	"	"	11 53	4 01	15 69	6 67	3 94	58 16	40229
"	40232	James McDonnell, 128 Wellington St., Montreal.	5 "	15	"	Chop feed.....	10 00	4 29	10 00	10 62	3 40	61 37	40232
"	40233	Bruneau Currie & Co., Youville Place, Montreal.	5 "	15	McDonald & Robb, Valley field P.O.	"	9 85	2 15	16 19	7 05	3 40	61 69	40233
"	40234	F. X. Benoit et fils, 71 Commissioners St., Montreal.	5 "	10	"	"	10 87	2 05	12 63	9 43	3 44	61 58	40234
"	40235	W. L. Hogg, 1571 Notre Dame St., Montreal.	5 "	10	Vendor	"	10 08	4 22	9 63	8 81	3 34	63 92	40235
"	40236	James Scott & Co., 132 St. Antoine St., Montreal.	5 "	10	"	"	9 92	2 73	10 94	9 89	3 32	63 20	40236
"	40237	C. Campbell & Co., 731 Charlevoix St., Montreal.	5 "	10	W. Lamarre & Co., Montreal.	"	10 51	3 43	10 31	11 87	3 54	60 01	40237
"	40238	W. Lamarre & Co., Montreal.	5 "	10	"	"	9 78	3 11	10 75	10 06	2 90	63 40	40238
"	40239	The Canada Grain & Feed Co., 409 Cadieux Street, Montreal.	5 "	10	"	"	7 01	3 96	11 00	12 25	4 10	53 53	40239
"	40240	McDonald & Robb, Valley field P.O.	5 "	10	Vendor	"	11 85	3 02	13 62	6 08	2 26	63 17	40240
"	40241	J. P. Lebel, 67 Commissioners St., Montreal.	5 "	10	"	"	10 01	7 36	12 31	4 64	2 24	63 44	40241

## DISTRICT OF OTTAWA, J. A. RICKEY, INSPECTOR.

May 21	Stock feeds...	41201	G. D. Atkinson, Cornwall.	.5 lbs.	5	Vendor	10 53	8 05	15 13	7 88	5 44	57 97	41201
"	"	41202	Tilton & Graham, Cornwall.	.5 "	5	Hunt Bros., London, Ont.	10 49	5 46	14 88	8 34	5 21	55 59	41202
"	"	41203	J. G. Broderick, Cornwall.	.5 "	5	Campbell Milling Co., Toronto Junction.	11 49	3 29	15 56	8 94	5 40	55 32	41203
"	"	41204	The Penbroke Milling Co., Penbroke.	.5 "	5	Vendors	9 85	2 30	15 38	12 30	5 90	54 27	41204
"	"	41205	J. W. Montgomery, Penbroke.	.5 "	5	Ogilvie Milling Co., Winnipeg.	10 36	2 22	14 25	11 17	5 64	56 36	41205
"	"	41206	C. Whitney & Son, Prescott.	.5 "	5	"	10 87	3 64	14 19	9 04	5 74	56 32	41206
"	"	41207	J. Mayberry & Co., Prescott.	.5 "	5	Lake of the Woods Milling Co., Montreal.	9 50	4 70	14 94	11 65	5 84	53 37	41207
"	"	41208	J. Durnile & Co., Prescott.	.5 lbs.	5	Lake of the Woods Milling Co., Keewatin.	10 34	3 41	14 44	8 89	5 34	57 88	41208
June 5	"	41209	W. H. Poole, Smith's Falls.	.5 "	5	"	10 98	3 09	14 38	9 78	5 04	56 73	41209
"	"	41210	A. May, Smith's Falls.	.5 "	5	Ogilvie Milling Co., Montreal.	9 40	4 30	14 50	10 90	6 00	54 90	41210
May 18	"	41211	Brown Bros., Richmond.	.5 "	5	Lake of the Woods Co., Montreal.	9 83	4 26	16 36	4 78	4 74	60 01	41211



TABLE I—STOCK FEEDS.

Date of Collection.	Nature of Sample.	Number of Sample.	Name and Address of Vendor.	Cost		Name and Address of Manufacturer or Furnisher as given by the Vendor.	Inspector's Report. (Is not an expression of opinion.)	RESULTS OF ANALYSIS.								Number of Sample.
				Quantity.	Cents.			Moisture.	Fat (Indirect).	Proteids.	Crude Fibre.	Ash.	Difference.			
1903.								p.c.	p.c.	p.c.	p.c.	p.c.	p.c.	p.c.		
May 21	Stock feeds.	41212	Tilton & Graham, Cornwall.	5 lbs.	5	Lake of the Woods Co., Keewatin.	Shorts.....	9.87	5.11	17.00	6.30	4.20	57.52	41212		
" 21	"	41213	J. P. Broderick, Cornwall.	5 "	5	Campbell Milling Co., Toronto.	"	10.35	3.63	15.15	4.45	3.24	63.20	41213		
" 22	"	41214	Jno. P. Millar, Pembroke.	5 "	5	Quaker Oats Co., Peterboro.	"	10.51	4.61	16.25	5.64	3.60	59.39	41214		
" 22	"	41215	Pembroke Milling Co., Pembroke.	5 "	5	Vendors.....	"	10.90	4.15	16.25	3.47	3.60	61.63	41215		
" 22	"	41216	J. W. Montgomery, Pembroke.	5 "	5	Ogilvie Milling Co., Winnipeg.	"	9.63	4.20	16.88	6.50	4.16	58.63	41216		
" 29	"	41217	C. Whitney & Son, Prescott.	5 "	5	"	"	9.55	4.25	16.88	6.15	4.44	58.73	41217		
" 29	"	41218	J. Mayberry & Co., Prescott.	5 "	5	Lake of the Woods Co., Keewatin.	"	9.40	3.75	17.00	5.25	4.14	60.46	41218		
" 29	"	41219	J. Dubrule & Co., Prescott.	5 "	5	Quaker Oats Co., Peterboro.	"	9.00	3.60	15.94	5.00	3.50	62.96	41219		
" 29	"	41220	" " " "	5 "	5	Ogilvie Milling Co., Winnipeg.	"	11.59	4.65	15.94	7.51	3.90	56.41	41220		
" 21	"	41221	G. D. Atkinson, Cornwall.	5 "	5	Vendor.....	Middlings.....	10.10	2.50	14.94	2.25	3.10	67.11	41221		
" 21	"	41222	Tilton & Graham, Cornwall.	5 "	5	Hunt Bros., London, Ont.	"	11.19	4.09	16.13	4.39	3.34	60.86	41222		
June 2	"	41223	G. W. McKay, Ottawa.	5 "	5	Lake of the Woods Co., Keewatin.	"	10.61	4.92	17.31	1.11	4.00	62.06	41223		
" 2	"	41224	" " " "	5 "	5	Maple Leaf Milling Co., Kenora, Ont.	"	10.56	2.70	15.75	5.13	3.26	62.60	41224		
" 2	"	41225	J. S. Martin, Ottawa.	5 "	10	Lake of the Woods Co., Keewatin.	"	10.86	2.42	15.56	2.27	2.10	66.79	41225		
" 5	"	41226	Woods Milling Co., Smith's Falls.	5 "	5	Vendors.....	"	9.40	3.00	14.44	2.30	1.70	63.16	41226		

DISTRICT OF OTTAWA—Concluded.

12	41227 James McDougall, Brockville.	10	Hunt Bros, London, Ont.	9.85	3.50	15.06	4.80	4.00	63.29	41227
"	41228 H. Brown & Sons, Brockville.	8	Vendors	10.60	3.24	14.81	0.70	1.54	69.11	41228
"	41229 A. E. Cameron, Brockville.	5	Ogilvie Milling Co., Fort William.	10.72	0.95	12.88	0.22	3.40	71.83	41229
"	41230 H. Pullan, Ottawa.	4	Unknown.	11.07	1.15	13.13	0.95	0.78	72.32	41230
May 18	41231 Brown Bros, Richmond, Ont.	5	Lake of the Woods Milling Co.	11.00	3.10	15.31	4.58	4.80	60.61	41231
"	41232 G. D. Atkinson, Cornwall.	5	Vendor.	11.05	1.28	10.44	9.90	2.64	64.69	41232
"	41233 J. P. Broderick, Cornwall.	5	Campbell Milling Co., Toronto Junction.	10.61	2.83	11.75	5.89	2.84	66.08	41233
"	41234 Pembroke Milling Co., Pembroke.	5	Vendor.	10.45	3.10	15.31	10.55	3.00	57.59	41234
"	41235 W. A. Hunter & Son, Pembroke.	5	Unknown.	9.75	2.15	12.19	9.95	3.30	62.66	41235
"	41236 J. W. Montgomery, Pembroke.	5	Ogilvie Milling Co.	9.85	3.80	15.31	5.90	4.50	60.64	41236
June 2	41237 Ed. St. Germain, Ottawa.	8	Quaker Oats Co., Peterboro.	8.70	2.10	6.75	12.80	4.30	65.35	41237
"	41238 L. O. Joly, Ottawa.	5	"	10.54	3.22	7.50	13.51	4.20	61.03	41238
"	41239 J. S. Martin, Ottawa.	5	"	9.30	2.10	7.44	13.85	4.24	63.17	41239
"	41240 Woods Milling Co., Smith's Falls.	10	Vendors.	8.75	3.40	11.38	10.15	3.10	63.22	41240

DISTRICT OF KINGSTON—JAS. HOGAN, INSPECTOR.

May 3	41101 W. P. Peters, Kingston.	5 lbs.	Lake of the Woods Milling Co.	10.68	5.55	14.38	9.42	5.50	54.47	41101
"	41102 J. A. McFarlane, Kingston.	5	"	10.57	4.83	15.31	8.55	5.44	55.30	41102
"	41103 Kingston Milling Co., Kingston.	5	Vendors.	10.71	4.47	13.06	10.22	5.50	56.04	41103
"	41104 C. Rathman, Belleville.	5	Ogilvie Milling Co., Montreal.	10.82	4.91	14.00	10.08	6.26	53.93	41104
"	41105 H. E. Fairfield, Belleville.	5	Quaker Oats Co., Peterboro.	11.22	4.33	15.25	7.92	5.48	55.80	41105
"	41106 E. A. Duncan, Cobourg.	5	Lake of the Woods.	8.60	4.45	15.31	10.85	5.40	55.69	41106
"	41107 Thompson & MacDonald, Cobourg.	5	"	10.93	3.06	15.25	8.72	5.24	56.80	41107
"	41108 Roland Denne, Peterboro.	5	Quaker Oats Co., Peterboro.	10.64	3.74	15.06	8.96	5.96	55.64	41108
"	41109 Central Milling Company, Peterboro.	5	Vendors.	11.14	4.39	13.06	10.04	6.88	54.49	41109



4	41125	A. Baker, Picton	5	10	A. Baker Milling Co.	Shorts	10 32	5-22	16-44	5-18	3-74	59-10	41125
5	41126	E. A. Duncan, Cobourg	5	10	Ogilvie, Montreal	"	10 13	4-87	16-44	5-33	4-10	59-11	41126
5	41127	Thompson & McDonald, Cobourg	5	10	Ogilvie Milling Co., Montreal	"	10 16	5-16	16 41	7-40	3-80	57-04	41127
6	41128	Central Milling Co., Peterboro'	5	10	Vendors	"	11 02	4-17	14 81	5-75	4-20	60-05	41128
6	41129	H. Handrey, Peterboro'	5	10	Lakefield Milling Co.	"	9-65	4-55	14-25	8-60	3-68	59-27	41129
6	41130	C. N. Brown, Peterboro'	5	10	Central Milling Co.	"	9-70	4-30	15-50	9-10	4-04	57-36	41130
3	41131	W. P. Peters, Kingston	5	10	Quaker Oats Co., Peterboro'	Chop feed.	10 56	3-82	10-44	10-32	3-10	61-76	41131
3	41132	J. A. MacFarlane, Kingston	5	10	"	"	10-79	2-78	9-00	8-46	2-92	66-05	41132
3	41133	Kingston Milling Co., Kingston	5	10	Vendors	"	10-50	3-33	10-69	11-05	3-64	60-79	41133
4	41134	C. Rathman, Belleville	5	10	B. Cooper, Belleville	"	10-41	3-99	10-75	10-52	3-10	61-23	41134
4	41135	H. E. Fairfield, Belleville	5	10	Vendor	"	10-01	3-09	10-69	10-53	3-54	62-14	41135
4	41136	A. Baker, Picton	5	10	A. Baker Milling Co.	"	10-51	2-33	10-06	9-33	3-36	64-41	41136
5	41137	E. A. Duncan, Cobourg	5	15	A. Pratt, Cobourg	"	11-53	3-94	12-06	3-18	1-88	67-41	41137
5	41138	Thompson & McDonald, Cobourg	5	10	Vendors	"	10-24	2-94	10-69	10-93	3-30	61-90	41138
6	41139	R. Deane, Peterboro'	5	10	"	"	9-80	3-20	10-13	13-55	3-40	59-92	41139
6	41140	Central Milling Co., Peterboro'	5	10	"	"	11-49	5-09	8-81	1-67	1-04	71-90	41140

DISTRICT OF TORONTO, H. J. DAGGER, INSPECTOR.

May	4	Stock feeds	11-10	3-08	13-75	9-13	6-30	56-64	36264
"	4	"	10-05	4-37	13-87	12-21	6-29	53-30	36265
"	6	"	12-45	3-90	14-37	9-60	4-50	55-18	36266
"	6	"	11-20	3-85	14-00	10-95	4-60	55-40	36267
"	8	"	11-51	3-47	13-50	8-73	5-54	64-25	36268
"	11	"	11-12	3-16	14-69	10-38	6-10	54-55	36269
"	12	"	11-39	3-95	16-00	8-48	5-10	55-08	36270
"	13	"	9-80	4-40	14-94	8-00	4-90	57-96	36271

Kerr Milling Co., Dundas.  
 Woods Milling Co., Hamilton.  
 Vendors  
 Woods Milling Co., Brantford.  
 Lake of the Woods Milling Co., Toronto.  
 The Maple Leaf Flour Mills Co., Ltd., Kenora, Ont.  
 The Campbell Milling Co., Ltd., West Toronto.

TABLE I—STOCK FEEDS.

Date of Collection.	Nature of Sample.	Number of Sample.	Name and Address of Vendor.		Cost.		Inspector's Report. (Is not an expression of Opinion.)	RESULTS OF ANALYSIS						Number of Sample.
			Name and Address of Manufacturer or Furnisher as given by the Vendor.		Quantity.	Cents.		Moisture.	Fat (Indirect).	Proteids.	Crude Fibre.	Ash.	Difference.	
1909.	May 18 Stock feeds	36272	Jas. Reynolds, Aurora.	5 lbs.	10	J. Knox & Co., Staynor.	Bran.	p. c.	p. c.	p. c.	p. c.	p. c.	p. c.	36272
"	"	36273	H. V. Denie & Co., New Market, Ont.	5 "	5	Vendors.	"	12.72	2.11	13.56	9.92	5.84	55.85	36273
"	"	36274	Wm. Armstrong, Dundas.	5 "	10	Kerr Milling Co., Dundas.	Middlings.	12.47	1.93	13.43	10.84	5.64	52.69	36274
"	"	36275	J. Simuck, 270 Victoria Ave., Hamilton.	5 "	10	Woods Milling Co., Hamilton.	"	10.75	3.73	15.38	7.01	4.56	58.37	36275
"	"	36276	A. W. Swazie, 647 Barton St., Hamilton.	5 "	10	"	"	8.95	2.35	15.81	5.85	4.40	62.64	36276
"	"	36277	W. D. Davidson, 259 Paul St., St. Catharines.	5 "	10	Hedley Shaw Milling Co., St. Catharines.	"	10.89	4.43	15.56	4.87	4.94	59.31	36277
"	"	36278	J. F. Campbell, Burlington.	5 "	10	Woods Milling Co., Hamilton.	"	10.26	5.02	15.75	5.96	3.90	59.11	36278
"	"	36279	Wm. Willoughby, 186 Dundas St. West, W. Toronto.	5 "	10	West. Canada Milling Co., Ltd., Toronto.	"	11.30	4.87	16.19	4.82	3.68	59.14	36279
"	"	36280	M. Austin, 540-562 Dundas St. West, West Toronto.	5 "	7	Queen City Flour Mills Co., Ltd., Toronto.	"	10.78	4.29	16.38	5.55	4.00	59.00	36280
"	"	36281	Estate of H. Wilson, Oakville.	5 lbs.	8	T. H. Ashbury & Sons, Oakville.	"	11.15	4.85	15.68	6.07	3.88	58.07	36281
"	"	36282	W. H. Eves, Newmarket.	5 "	8	F. H. Robinson, Glenville.	"	11.16	4.71	14.28	5.72	4.00	60.13	36282
"	"	36283	R. H. Peaty, 1103 Yonge St., Toronto.	5 "	8	The Alex. Brown Milling Co., Ltd., Toronto.	"	11.56	3.22	13.13	1.42	2.36	68.31	36283
"	"	36284	E. Miller, Dundas.	5 "	8	R. A. Thompson, Lynden.	Shorts	10.92	6.83	15.25	5.75	4.34	56.91	36284
"	"	36285	J. A. Clark, 444 York St., Hamilton.	5 "	10	Woods Milling Co., Hamilton.	"	10.34	3.30	14.50	5.18	4.38	62.30	36285
"	"	36286	W. H. Wadehouse, 28 St. South, Hamilton.	5 "	10	Kerr Milling Co., Dundas.	"	10.38	4.97	15.38	4.80	4.04	60.43	36286
"	"	36287	A. McClenchy, Thorold.	5 "	7	Hedley Shaw Milling Co., Thorold.	"	8.70	4.15	14.94	8.55	4.50	59.16	36287
"	"	36288		5 "	7	Hedley Shaw Milling Co., Thorold.	"	10.18	4.74	16.81	5.10	3.90	59.27	36288

DISTRICT OF TORONTO—Concluded.

7	36288 J. K. Black, 23 James St., St. Catharines.	5	7	"	"	10 86	4 72	15 75	5 89	3 88	58 91	36288
7	36289 J. Black & Son, 2 Race St., St. Catharines.	5	10	Vendors.	"	10 85	3 20	15 06	4 29	3 64	62 96	36289
12	36290 J. W. McDonald, 433 Queen St. E., Toronto.	5	5	The Campbell Milling Co., West Toronto.	"	11 70	4 89	15 81	5 30	3 96	58 34	36290
12	36291 J. White, 682 Queen St. E., Toronto.	5	7	The Tillson Co., Ltd., Till- sonburg.	"	10 34	6 12	17 12	5 34	4 06	57 02	36291
13	36292 Alexander Brown, Milling & Elevator Co., Ltd., Toronto.	5	5	Vendors.	"	11 22	5 68	15 81	7 51	4 06	55 70	36292
18	36293 Silver Bros., Aurora.	5	10	Quaker Oats Co., Peterboro.	"	11 72	5 24	15 81	6 13	3 86	57 24	36293
17	36299 T. H. Ashbury & Sons, Oak ville.	5	8	Vendors.	Clapp feed	12 00	2 75	10 94	6 48	2 70	65 13	36299
18	36300 Aurora Flouring Mills, Aurora.	5	10	"	"	10 99	2 12	7 69	11 45	3 34	64 41	36300
4	41301 H. W. Fair, Crown Point, Hamilton.	5	10	Vendor.	"	10 05	4 45	10 00	12 50	2 84	60 16	41301
4	41302 W. Pringle & Son, 280 York St., St. Hamilton.	5	8	Caledonia Milling Co., Cale- donia.	"	8 95	2 35	11 63	5 25	2 60	69 22	41302
5	41303 J. Penfold, 96 John St., Hamilton.	5	10	The Quaker Oats Co., Peter- boro.	"	10 49	3 64	7 38	9 86	3 48	65 15	41303
5	41304 Jas. Dunlop & Co., Ltd., 127 John St. South, Hamilton.	5	10	Vendors.	"	10 35	2 40	10 50	9 00	2 60	65 15	41304
7	41305 Lewis Moyer, 59 King St., St. Catharines.	5	5	The McCann Knox Milling Co., Toronto.	"	6 85	3 72	8 68	10 60	3 46	66 69	41305
12	41306 The Chalmers Milling Co., East Toronto.	5	10	Vendors.	"	9 40	3 00	10 25	10 50	2 82	64 03	41306
14	42307 The Watt Milling and Feed Co., Ltd., 211 Royce Ave., Toronto.	5	10	"	"	9 15	2 75	10 56	10 25	3 40	63 89	41307
14	41308 The Campbell Milling Co., Ltd., West Toronto.	5	6	"	"	10 51	4 07	12 06	7 13	3 44	62 79	41308

DISTRICT OF LONDON—T. KIDD, INSPECTOR.

May	6	Stock feeds...	3 lbs.	5	Western Canada Flour Mills Co., Goderich.	Shorts	9 55	5 00	16 09	4 55	4 10	60 11	30650
"	7	"	3 "	5	"	Bran.	10 58	2 89	15 06	10 02	5 60	55 85	30651
"	7	"	3 "	5	Ogilvie & Co., Winnipeg.	Shorts	10 66	3 65	14 44	4 40	3 88	62 97	30652
"	7	"	3 "	5	Quaker Oats Co., Peterboro.	Cattle feed	10 75	1 89	9 88	5 60	1 96	70 01	30653
"	7	"	3 "	5	Wallaceburgh Sugar Beet Co., Wallaceburgh.	Sugar beet pulp.	9 60	2 55	8 25	14 95	2 84	61 81	30654
"	7	"	3 "	5	Pepper Bros., Milverton.	Shorts.	9 61	5 20	15 69	5 17	4 04	60 29	30655
"	7	"	3 "	5	Ogilvie & Co., Winnipeg.	Bran.	10 16	3 59	14 81	9 18	5 40	56 86	30656

TABLE I—STOCK FEEDS.

Date of Collection	Nature of Sample	Number of Sample	Name and Address of Vendor	Cost		Name and Address of Manufacturer or Furnisher as given by the Vendor.	Inspector's Report. (Is not an expression of Opinion.)	RESULTS OF ANALYSIS.						Number of Sample
				Quantity	Cents.			Moisture	Pat (Indi)	Proteids.	Crude Fibre.	Ash.	Difference	
May 1900.	7 Stock feeds...	30657	J. H. McDonald.....	3 lbs.	5	Tilson & Co., Tillsborough	Chop feed	p.c.	p.c.	p.c.	p.c.	p.c.	p.c.	30657
"	"	30658	Korotz & Co.....	3 "	5	Pfeffer Bros., Listowell.....	Shorts.....	10.11	4.95	15.94	5.67	4.20	59.13	30658
"	"	30659	R. A. Chimie, Listowell.....	3 "	5	"	Bran.....	10.49	4.01	14.62	9.36	5.72	55.80	30659
"	"	30660	"	3 "	5	Ogilvie Milling Co., Wiini- peg Vendors.....	Shorts.....	9.59	5.24	16.63	7.79	4.84	55.91	30660
"	"	30661	Steward Bros., Mitchell.....	3 "	5	"	"	11.39	2.49	14.19	7.94	5.14	53.85	30661
"	"	30662	"	3 "	5	"	Bran.....	10.10	3.96	14.69	3.96	3.16	64.13	30662
"	"	30663	R. A. Sprout, Seaforth.....	3 "	5	Tavistock Milling Co., Tavistock.	"	10.82	2.83	14.06	8.75	5.60	57.94	30663
"	"	30664	"	3 "	5	"	Shorts.....	11.36	5.76	14.68	6.62	4.68	56.96	30664
"	"	30665	"	3 "	5	Vendors.....	"	11.09	4.27	14.66	5.11	3.96	61.51	30665
"	"	30666	Seaforth Milling Co., Sea- forth.	3 "	5	Seaforth Milling Co., Sea- forth. Vendors.....	Bran.....	10.86	3.01	11.81	13.26	5.80	55.32	30666
"	"	30667	W. E. Kearslake.....	3 "	5	"	"	9.60	4.25	14.63	8.55	5.80	57.17	30667
"	"	30668	Seaforth Milling Co., Sea- forth.	3 "	5	"	Corn chop.....	11.02	3.09	10.00	2.85	1.44	71.60	30668
"	"	30669	"	3 "	5	"	Shorts.....	10.36	4.63	18.93	5.19	5.74	55.15	30669
"	"	30670	George Young, Guelph.....	3 "	5	Vendor.....	Chop.....	12.58	2.62	10.56	6.83	2.30	65.11	30670
"	"	30671	James Hewer & Son, Guelph.....	3 "	5	Lake of the Woods Milling Co., Lake of the Woods.	Bran.....	11.49	5.10	13.91	9.43	6.74	53.30	30671
"	"	30672	"	3 "	5	"	Shorts.....	11.50	4.98	16.18	5.71	3.90	57.73	30672

DISTRICT OF LONDON—Continued.

11-50 4-98 16-18 5-71 3-90 57-73 30672

11	30673	James Haver & Son, Guelph	3 lbs.	5	Laker of the Woods Milling Co., Lake of the Woods	11-84	4-77	9-00	1-44	1-60	71-35	30673
11	30674	W. F. Stewart, Guelph	5 "	5	Western Canada Flour Mills Co.	9-22	3-00	14-19	8-15	6-00	59-31	30674
11	30675	W. F. Stewart & Son, Guelph	5 "	5	"	10-38	4-95	17-00	5-12	3-90	58-65	30675
11	30676	"	5 "	5	"	10-91	2-95	10-25	6-46	2-80	66-60	30676
12	30679	W. B. Doughty, Guelph	3 "	10	Vendor	10-45	2-70	10-50	9-80	3-14	63-41	30679
13	30680	A. K. Morrison, Stratford	3 "	5	Quaker Oats Co., Peterboro	10-90	2-31	9-63	10-17	3-40	63-59	30680
13	30682	John Byrs, Stratford	4 "	10	McLeod Milling Co., Stratford	12-67	2-98	8-81	1-21	1-40	72-93	30682

DISTRICT OF WINDSOR, JOHN TALBOT, INSPECTOR.

April 28	35921	(Geo. Leith, London, Ont.)	5 lbs.	5	Dexter & Son, London, Ont.	9-88	4-71	15-12	10-33	6-20	53-76	35921
"	35922	A. Wray, 874 Dundas St., London, Ont.	5 "	10	Hawkins, St. Johns, Ont.	9-80	5-25	15-25	5-18	3-96	60-56	35922
"	35923	H. English, 1006 Dundas St., London, Ont.	5 "	10	Marshall & Twitchen	10-27	4-61	15-31	4-37	3-76	61-68	35923
"	35924	J. A. Tucker, 342 Egerton St., London, Ont.	5 "	10	Hunt Bros., London	10-22	4-86	15-75	8-91	5-80	54-46	35924
"	35925	J. J. Alexander, Egerton St., London, Ont.	5 "	10	G. Leith, London	10-24	5-41	16-68	5-18	3-76	58-73	35925
"	35926	C. W. Summers, 577 Hamilton Road, London, Ont.	5 "	10	Hunt Bros., London	10-11	4-16	14-91	9-38	5-24	56-17	35926
"	35927	Topholme & Son, 531 Hamilton Road, London, Ont.	5 "	10	Geo. Leith, London	9-55	4-15	16-88	8-25	4-00	57-17	35927
"	35928	McFarlane & Co., 412 Hamilton Road, London, Ont.	5 "	10	Hunt Bros., London	10-03	5-16	16-05	5-00	3-80	59-96	35928
"	35929	E. H. Walker, 318 1/2 Hamilton Road, London, Ont.	5 "	10	T. H. Taylor & Co., Chatham	10-32	3-92	14-44	5-93	4-11	51-25	35929
"	35930	Rowntree & Fonger, 469 Grey St., London, Ont.	5 "	10	J. Sutherland, London	10-06	2-86	11-00	13-39	3-40	59-38	35930
"	35931	John Tanton & Son, 143 York St., London, Ont.	5 "	10	Ogilvie Milling Co., Montreal	10-91	4-83	13-63	10-02	6-50	54-11	35931
"	35932	R. Hookway, 139 King St., London, Ont.	5 "	10	Hamilyn, Lambeth	11-67	4-22	10-31	1-47	1-40	70-93	35932
"	35933	Adams & Tanton, 115 King St., London, Ont.	5 "	10	Hunt Bros., London	10-60	2-92	13-50	0-67	1-34	61-97	35933
"	35934	A. M. Hamilton & Son, 373 Talbot St., London, Ont.	5 "	10	Woodburn Milling Co., Glenora, Ont.	10-78	2-78	12-06	1-00	1-00	72-38	35934
"	35935	Marshall & Twitchen, 398 Talbot St., London, Ont.	5 "	10	J. D. Sanny, London	11-57	3-06	11-25	11-58	3-32	59-22	35935
"	35936	C. F. Reid, 406 Talbot St., London	5 "	10	Hunt Bros., London	11-20	1-22	13-13	0-54	1-10	72-81	35936



TABLE I--STOCK FEEDS.

Date of Collection.	Nature of Sample.	Number of Sample.	Name and Address of Vendor.	Cost.		Name and Address of Manufacturer or Furnisher as given by the Vendor.	Inspector's Report. (Is not an expression of opinion.)	RESULTS OF ANALYSIS.						Number of Sample.
				Quantity.	Cent.			Moisture.	Pat (Indi. Recd).	Proteids.	Crude Fibre.	Ash.	Difference.	
1909	May 3 Stock feeds...	35937	H. Hamlyn, Launbeth...	5 lbs.	10	H. Hamlyn, London...	Shorts	p. c.	p. c.	p. c.	p. c.	p. c.	p. c.	35937
"	" 3 " " " "	35938	" " " "	5 " "	10	" " " "	Bran.	10.60	3.00	14.50	6.90	2.80	62.20	35938
"	" 5 " " " "	35939	J. Campbell Milling Co., St. Thomas.	3 bags		Vendors	Chop feed...	10.89	3.41	14.62	9.87	6.20	55.01	35939
"	" 5 " " " "	35940	" " " "	3 " "		" " " "	Corn chop.	12.32	2.35	10.15	5.78	2.70	66.70	35940
"	" 5 " " " "	35941	" " " "	3 " "		" " " "	Corn feed	13.92	1.85	13.87	1.32	1.20	67.64	35941
"	" 5 " " " "	35942	D. W. Newcombe, St. Thomas.	5 lbs.	10	Quaker Oats Co., Peterboro.	Chop feed.	11.00	2.40	10.06	9.20	3.20	64.14	35942
"	" 5 " " " "	35943	A. Sutherland	5 " "	10	J. Campbell Milling Co., St. Thomas.	Middlings.	9.99	4.50	15.31	5.84	2.24	62.12	35943
"	" 6 " " " "	35944	B. L. Scott, Ingersoll	5 " "	10	Unknown	"	9.20	4.90	13.56	6.60	3.90	61.84	35944
"	" 6 " " " "	35945	Greive & Daniel, Ingersoll	5 " "	10	"	"	10.55	4.29	14.68	5.42	4.24	60.82	35945
"	" 6 " " " "	35946	H. Patrick, Ingersoll	5 " "	10	Vendor	Chop feed.	11.97	1.26	9.87	5.48	2.80	68.62	35946
"	" 6 " " " "	35947	W. Hayes, Ingersoll	5 " "	10	"	Oat chop.	10.80	1.95	11.13	11.82	2.70	61.60	35947
"	" 7 " " " "	35948	Geo. Kirk, Woodstock	5 " "	10	Ogilvie Milling Co., Manitoba.	Shorts.	9.35	4.70	15.56	9.75	4.30	56.34	35948
"	" 7 " " " "	35949	A. Patrick, Woodstock	5 " "	10	Western Canada Milling Co., Goderich.	Middlings.	10.29	5.43	16.44	5.92	3.80	58.12	35949
"	" 7 " " " "	35950	Geo. F. Phillips, Woodstock	5 " "	10	James Cullen, Woodstock	Wheat Chops	11.34	2.73	14.00	2.58	2.94	66.41	35950
"	" 10 " " " "	35951	Gardner Bros., Sarnia	5 " "	10	Lake of the Woods Milling Co., Cn.	Shorts	10.75	5.63	17.00	5.20	4.20	57.42	35951
"	" 10 " " " "	35952	Wm. Johnston, Sarnia	5 " "	8	King Milling Co., Sarnia	Bran.	11.94	3.42	13.75	9.35	5.86	55.68	35952

DISTRICT OF WINDSOR--Continued.

10	35953	J. A. Crouse, Sarnia	5	"	"	"	10 80	3 47	15 31	5 00	4 40	61 02	35953
10	35954	Peter Clark, Sarnia	5	10	"	"	13 56	3 42	15 12	4 73	3 34	59 93	35954
11	35955	R. M. Pincombe, Strathroy	5	"	Taylor Milling Co., Chatham.	"	10 90	5 47	17 31	4 75	4 00	57 57	35955
11	35956	"	5	"	Western Canada Milling Co., Goderich.	"	"	"	"	"	"	"	35956
11	35957	S. S. Donaldson, Strathroy	5	"	"	"	10 25	3 80	12 62	1 00	1 30	71 03	35957
11	35958	"	5	"	"	"	11 77	1 72	13 75	9 43	5 60	57 73	35958
11	35959	H. J. Glanville, London	5	10	Mr. Hawkins, St. Johns	"	11 07	3 61	14 44	9 87	5 64	55 37	35959

DISTRICT OF MANITOBA—A. C. LARIVIERE, INSPECTOR.

May	6	Stock feeds.	39701	Coyle Bros., North Winnipeg	5 lbs.	10	Lake of the Woods Milling Co., Keewatin.	Bran.	10 00	4 05	14 88	7 80	5 38	57 89	39701
"	6	"	39702	L. Ginsberg, Winnipeg	5	10	"	"	9 95	3 60	15 00	13 00	4 24	54 21	39702
"	8	"	39703	The Carnifac Stock Food Co., Winnipeg	5	"	"	"	10 50	4 46	14 00	9 80	5 70	55 54	39703
"	10	"	39704	Callin Bros., St. Boniface	5	10	The Western Canada Flour Mills Co., St. Boniface.	"	10 92	3 67	14 81	9 99	5 74	54 87	39704
"	12	"	39705	Laing Bros., Winnipeg	5	10	"	"	11 00	4 33	14 94	9 16	5 64	54 93	39705
"	17	"	39706	Lake of the Woods Milling Co., Portage La Prairie.	5	"	Vendors	"	10 84	3 06	13 50	10 39	6 06	56 15	39706
"	18	"	39707	R. Purdon	5	10	The Western Canada Flour Mills Co., Brandon.	"	10 65	3 80	14 23	10 23	5 90	55 17	39707
"	18	"	39708	The Maple Leaf Flour Mills Co., Brandon.	5	"	Vendors	"	11 46	2 46	15 68	10 22	5 90	54 28	39708
"	20	"	39709	Geo. McCulloch & Sons, Souris	5	"	"	"	11 72	5 34	15 06	9 37	4 88	53 63	39709
"	22	"	39710	W. Epstein, Selkirk	5	10	Lake of the Woods Milling Co., Keewatin.	"	10 56	3 16	14 81	11 53	5 98	53 96	39710
"	6	"	39711	Wm. Crawford, Elmwood, P. O., Winnipeg.	5	10	"	Shorts	10 55	5 32	14 87	7 45	3 50	58 31	39711
"	7	"	39712	J. J. Darling, Winnipeg	5	10	The Maple Leaf Flour Mills Co., Brandon.	"	10 07	4 41	16 00	6 80	4 40	58 32	39712
"	10	"	39713	Pelletier & Co., St. Boniface	5	10	The Western Canada Flour Mills Co., St. Boniface.	"	10 24	5 35	16 44	6 46	4 20	57 31	39713
"	12	"	39714	Lake of the Woods Milling Co., Winnipeg.	5	"	Vendors, Keewatin	"	10 21	5 72	16 87	6 72	4 30	56 18	39714
"	17	"	39715	G. C. Hall, Portage La Prairie.	5	10	Lake of the Woods Milling Co., Portage La Prairie.	"	10 38	4 12	14 50	8 06	3 74	59 20	39715

\*Sample lost.



10 50 2 05 10 75 9 30 2 50 64 60 39735  
 10 25 3 97 15 68 5 67 4 58 59 85 39739

8521-3

DISTRICT OF CALGARY - R. W. FLETCHER, INSPECTOR.

May 21	Stock feeds	35533	Erb & Anderson, Calgary	5 lbs.	10	Medicine Hat Milling Co., Medicine Hat.	Brau	10 17	2 30	16 63	9 16	57 34	35533
"	"	35534	Greater & Smith, Calgary	5 "	10	Lethbridge Roller Mill, Lethbridge	"	8 70	4 40	17 56	7 30	56 80	35534
"	"	35535	T. Fletcher, Calgary	5 "	10	West. Canada Flour Mills Co., Winnipeg.	"	10 65	2 54	14 69	10 02	5 94	35535
"	"	35536	Jesse Gouge, Calgary	5 "	10	Western Milling Co., Cal gary.	"	9 30	3 55	13 50	10 40	5 84	35536
"	"	35537	J. E. Love, Calgary	5 "	10	"	"	9 85	2 50	13 75	10 00	5 00	35537
"	"	35538	S. T. Fawcett, Medicine Hat	5 "	10	Lak of the Woods Milling Co., Portage la Prairie.	"	9 45	4 00	15 50	10 15	5 70	35538
"	"	35539	Medicine Hat Milling Co., Medicine Hat.	5 "	10	Vendors	"	10 82	3 04	14 88	8 46	5 10	35539
June 1	"	35540	Hegler & Hegler, Edmonton	5 "	10	Campbell & Ottiwel, Ed monton.	"	10 20	3 58	14 63	8 48	4 70	35540
"	"	35541	Hamilton & Son, Edmonton	5 "	10	Alberta Milling Co., Ed monton.	"	8 05	3 70	13 19	7 15	5 44	35541
"	"	35542	"	5 "	10	Campbell & Ottiwel, Ed monton.	"	9 15	3 00	14 00	8 40	5 00	35542
May 21	"	35543	Erb & Anderson, Calgary	5 "	10	Medicine Hat Milling Co., Medicine Hat.	Shorts	9 90	4 20	16 38	6 10	3 44	35543
"	"	35544	Greater & Smith, Calgary	5 lbs.	10	Taylor Mill & Elevator Co., Lethbridge.	"	9 00	3 70	16 41	6 45	3 38	35544
"	"	35545	T. Fletcher, Calgary	5 "	10	West. Canada Flour Mills Co., Winnipeg.	"	8 40	4 85	17 31	5 25	4 04	35545
"	"	35546	Jesse Gouge, Calgary	5 "	10	Western Milling Co., Calgary	"	10 76	2 75	14 88	4 28	3 36	35546
"	"	35547	J. E. Love	5 "	10	Lethbridge Milling Co., Lethbridge.	"	10 78	3 53	15 50	3 90	3 38	35547
"	"	35548	S. T. Fawcett, Med. Hat	5 "	10	Calgary Milling Co., Calgary	"	.....	.....	.....	.....	.....	35548
"	"	35549	Med. Hat Milling Co	5 "	10	Vendors	"	.....	.....	.....	.....	.....	35549
June 1	"	35550	Potter & McDougall, Ed. monton.	5 "	10	Alberta Milling Co., Ed monton.	"	10 15	3 87	15 56	4 21	3 34	35550
"	"	35551	Hegler & Hegler, Edmonton	5 "	10	Campbell & Ottiwel, Ed. monton.	"	10 88	3 45	15 38	3 89	2 94	35551
"	"	35552	Antin & Markham	5 "	10	Alberta Milling Co., Ed monton.	"	10 64	3 94	15 38	5 00	4 26	35552
May 21	"	35563	Erb & Anderson, Calgary	5 "	10	Unknown	Barley chop	11 36	0 97	10 00	4 77	2 34	35563

\*Sample lost.

TABLE 1—STOCK FEEDS.

Date of Collection.	Nature of Sample.	Number of Sample.	Name and address of Vendor.	Cost.		Name and Address of Manufacturer or Furnisher as given by the Vendor.	Inspector's Report. (Is not an expression of opinion.)	RESULTS OF ANALYSIS.					Number of Sample.
				Quantity.	Cents.			Moisture.	Fat. (inh.)	Proteids.	Crude Fibre.	Ash.	

DISTRICT OF CALGARY—Continued.

1906.								p.c.	p.c.	p.c.	p.c.	p.c.	p.c.	
Nov 21	Stock feeds...	35361	Greiter & Smith	5 lbs.	10	Brackman & Ker, Calgary	Oat chop	10.40	3.75	10.56	12.37	3.14	59.78	35364
"	"	35365	T. Fletcher	5 "	10	"	"	9.25	2.85	11.75	11.40	2.84	61.91	35365
"	"	35366	Jesse Groug	5 "	10	Vendors	"	10.31	4.39	9.63	11.49	3.34	60.81	35366
"	"	35367	J. E. Love	5 "	10	Brakman & Kerr Milling Co., Calgary	Barley	11.40	1.09	11.81	4.75	2.18	5.86	35367
"	"	35368	Med. Hat Milling Co., Med. Hat	5 "	10	Vendors	Oat	10.48	4.33	11.75	9.01	3.00	61.44	35368
"	"	35369	S. T. Fawcett, Med. Hat	5 "	10	"	Barley	11.07	3.67	11.00	5.96	2.56	65.74	35369
June 1	"	35370	Potter & McDougall, Edmonton	5 "	10	"	Picked oats	11.12	3.77	11.13	11.00	3.10	59.88	35370
"	"	35371	Hegler & Hogler, Edmonton	5 "	10	"	Barley chop	11.20	0.98	10.13	5.22	2.44	70.63	35371
"	"	35372	Antin & Markham	5 "	10	"	Oat	9.25	3.35	10.50	8.45	3.20	65.25	35372

DISTRICT OF VANCOUVER—J. F. POWER, INSPECTOR.

April 29	Stock feed...	37636	Hall Bros, New Westminster	5 lb.	15	Calgary Milling Co., Calgary	Bran	10.89	4.93	13.38	10.02	5.24	55.54	37636
"	"	37637	McQuarrie & Co., New Westminster	5 "	15	Unknown	"	9.8	3.45	12.81	11.70	4.74	57.54	37637
May 3	"	37638	Allen's Feed Store, Vancouver	5 "	15	Vancouver Milling Co., Vancouver	"	10.20	3.50	14.19	5.70	4.72	61.69	37638

May 3

37638 Allen's Feed Store, Vancouver.

15 Vancouver Milling Co., Vancouver.

15 Sackatoon Flour Mills

3	37639 Brown & Jones, Vancouver	5 lbs.	15	Sackatoon Flour Mills	10.50	3.70	15.50	9.47	5.10	57.53	37639
3	37640 Vancouver Milling Co., Vancouver	5 "	15	Vendors	10.65	4.58	13.38	9.56	4.90	56.93	37640
3	37641 Henry Holtz, Vancouver	5 "	15	Vender.	11.47	3.12	14.88	9.22	4.66	56.65	37641
4	37642 Calgary Milling Co., Vancouver.	5 "	15	Vendors.	9.85	4.15	13.81	7.60	5.48	59.11	37642
4	37643 J. Mitchell, Vancouver	5 "	15	Calgary Milling Co., Vancouver.	10.50	5.10	14.37	9.48	5.10	55.45	37643
4	37644 S. W. Keith, Vancouver	5 "	15	Vancouver Milling Co., Vancouver	10.85	4.25	13.38	9.93	5.40	56.49	37644
7	37645 Fox Bros., Vancouver	5 "	15	Western Milling Co., Calgary.	9.80	4.00	15.19	6.55	4.90	58.56	37645
April 29	37646 Hall Bros., New Westminster	5 "	15	Calgary Milling Co., Vancouver.	10.86	5.21	16.25	5.09	3.80	58.79	37646
" 29	37647 McQuarrie & Co., New Westminster	5 "	15	Unknown	10.24	6.53	16.81	8.75	3.76	53.91	37647
May 3	37648 Allen's Feed Store, Vancouver	5 "	15	Esterbrooke Milling Co., Eburne.	9.35	3.65	13.94	6.20	3.74	63.12	37648
" 3	37649 Brown & Howey, Vancouver	5 "	15	Ellison Milling Co., Alberta	10.00	2.35	14.60	5.00	3.18	64.78	37649
" 3	37650 Vancouver Milling Co., Vancouver	5 "	15	Vendors.	11.01	3.49	15.96	6.15	3.60	60.69	37650
" 3	37651 Henry Holtz, Vancouver	5 "	15	Vender.	10.81	3.65	14.69	5.26	3.60	61.95	37651
" 4	37652 Calgary Milling Co., Vancouver	5 "	15	Vendors.	10.30	1.60	15.31	4.60	3.42	64.77	37652
" 4	37653 J. Mitchell, Vancouver	5 "	15	Calgary Milling Co., Vancouver.	11.00	5.14	14.50	4.78	2.80	61.78	37653
" 4	37654 S. W. Keith, Vancouver	5 "	15	Ogilvie Milling Co.	10.36	4.33	16.18	7.66	4.70	58.75	37654
" 7	37655 Fox Bros., Vancouver	5 "	15	Western Milling Co.	10.40	3.85	14.25	10.75	2.70	58.05	37655
April 29	37656 McQuarrie & Co., New Westminster	5 "	15	Esterbrooke Milling Co., Middlings* Eburne.	9.90	1.90	13.06	4.30	2.10	68.84	37656
May 3	37657 Vancouver Milling Co., Vancouver	5 "	15	Vendors.	10.29	6.88	14.28	2.76	1.84	63.95	37657
" 4	37658 Calgary Milling Co., Vancouver	5 "	15	"	11.65	2.45	12.00	6.55	6.88	66.47	37658
" 4	37659 Brown & Howey, Vancouver	5 "	15	City Flour Mills, Edmonton	10.58	3.36	13.50	1.50	2.10	68.87	37659
" 7	37660 Braekman Ker M. Co., Vancouver	5 "	15	Campbell Ottiwell Co., Edmonton.	11.60	2.35	11.19	2.40	1.20	71.26	37660
" 12	37661 W. H. Walsh, Vancouver	5 "	15	Vancouver Milling Co., Vancouver	10.35	1.60	11.56	4.85	1.78	69.86	37661
" 14	37662 Brown & Howey, Vancouver	5 "	15	City Flour Mills, Edmonton	10.20	2.15	13.50	7.20	2.10	64.85	37662
" 14	37663 W. H. Walsh, Vancouver	5 "	15	Unknown.							37663

\*Sample lost.

TABLE I—STOCK FEEDS.

Date.	Nature of sample.	Number of Sample.	Name and Address of Vendor.	Quantity.	Cost.	Name and Address of Manufacturer or Furnisher as given by the Vendor.	Inspector's Report. (Is not an expression of opinion.)	RESULTS OF ANALYSES.										Number of Sample.
								Moisture.	Fat (Indirect).	Proteids.	Crude Fibre.	Ash.	Difference.	p. c.	p. c.	p. c.	p. c.	
DISTRICT OF VANCOUVER—Continued.																		
May	7	Stock feeds.	37666 Fox Bros., Vancouver	5 lbs.	15	Pacific Grain Co., Vancouver	Chop feed.	Oars.	9.65	3.50	10.69	9.85	3.20	63.11	37666			
"	7	"	37667 Brown & Howey, Vancouver	5 "	15	Vendors.	Chop feed.	Com.	10.82	3.08	10.13	8.26	2.74	64.97	37667			
"	11	"	37668 J. Mitchell, Vancouver	5 "	15	Unknown.	Chicken chop.	"	11.49	3.37	13.31	5.39	2.80	63.64	37668			
"	11	"	37669 S. W. Keith, Vancouver	5 "	15	Vendor.	"	"	9.65	2.65	12.69	7.50	2.10	65.41	37669			
"	11	"	37670 Brackman Ker, North Van.	5 "	15	Vendors.	Common chop.	"	9.60	2.09	9.19	10.25	3.80	65.16	37670			
"	12	"	37671 W. H. Walsh, Vancouver	5 "	15	Brackman Ker, Vancouver.	Oat chop.	"	9.09	2.15	10.56	8.25	3.00	67.01	37671			
"	12	"	37672 Webster Bros., Vancouver.	5 "	15	Brown & Howey, Vancouver	Excelsior chop	"	10.59	3.10	10.88	7.88	2.90	64.65	37672			
"	13	"	37673 Calgary Milling Co., Van.	5 "	15	Vendors.	Barley chop.	"	11.36	2.03	11.12	5.87	2.80	66.82	37673			
"	13	"	37674 S. T. Wallace, Vancouver.	5 "	15	Brackman Ker, Vancouver.	Wheat chop.	"	9.60	2.10	12.19	2.60	1.48	72.03	37674			
"	13	"	37675 Vancouver Milling Co., Van.	5 "	15	Vendors.	No. 1 chop.	"	10.85	2.20	11.19	8.00	2.90	64.86	37675			

DISTRICT OF VICTORIA—D. OSULLIVAN, INSPECTOR.

June	4	Stock feeds.	39366 Brackman-Ker Milling Co., 5 lbw.	10	Calgary Milling Co., Calgary	Shorts.	"	11.49	2.32	13.88	4.11	2.62	66.08	39366
"	4	"	39367 " " "	5 "	10	Med. Hat Milling Co., Med. Hat.	"	11.00	4.10	18.18	4.70	3.50	58.52	39367
"	4	"	39368 " " "	5 "	10	Columbia Flouring Mills, Enderby.	"	11.16	3.18	17.50	6.34	4.50	57.32	39368

393949	10	The Vancouver Milling & Grain Co., Vancouver.	11 57	1 70	15 31	5 48	3 68	50 20	393950
393950	10	Ogilvie Milling Co., Winni Bran.	11 40	4 41	14 41	10 03	6 60	53 03	393951
393951	10	Western Canada Flour Mills Co. Ltd., Winnipeg.	9 05	4 00	14 50	9 70	6 00	56 75	393952
393952	10	Lake of the Woods Milling Co., Lake of the Woods.	11 06	3 86	14 50	9 46	5 50	55 62	393953
393953	10	Calgary Milling Co., Calgary.	11 29	3 57	13 94	8 85	4 68	57 67	393954
393954	15	Columbia Flouring Mills, Middlings Enderby.	9 85	5 13	15 06	4 02	2 90	63 04	393955
393955	15	Calgary Milling Co., Calgary.	10 54	2 79	15 33	6 42	2 00	64 94	393956
393956	10	Brackman-Ker Milling Co., Victoria, B.C.	8 19	4 2	8 51	10 30	4 88	56 71	393957
393957	5	Vendors	10 54	3 77	8 25	12 57	3 80	60 86	393958
393958	10	Moosejaw Milling Co., Moose Jaw.	11 10	4 5	15 94	8 00	5 90	54 51	393959
393959	10	"	11 08	4 24	14 00	4 53	4 74	61 48	393960
393960	5	Vendors	10 84	2 26	16 94	7 67	5 89	62 49	393961
393961	10	Ogilvie Flour Mills, Winni Bran.	11 49	5 15	13 75	10 26	6 20	53 15	393962
393962	10	"	10 07	4 63	16 13	7 35	4 14	57 68	393963
393963	10	Columbia Flour Mills, Enderby.	10 25	4 20	15 31	6 03	4 24	59 88	393964
393964	10	Brackman-Ker Milling Co., Victoria.	9 60	2 10	9 25	11 60	3 60	63 85	393965
393965	5	Raymond Milling & Elevator Co., Ltd., Raymond, Alta.	8 20	3 90	14 63	7 10	4 60	61 57	393966
393966	10	"	8 05	3 75	15 75	5 15	3 40	63 90	393967
393967	10	"	9 00	3 95	14 69	7 95	2 40	62 01	393968
393968	10	Ogilvie Milling Co., Winni Bran.	8 60	2 95	6 63	18 85	6 70	56 27	393969
393969	10	Saskatchewan Flour Mills Co., Moosejaw, Sask.	8 10	4 35	15 94	8 35	6 00	57 26	393970
393970	10	"	11 32	4 64	17 13	4 75	3 80	58 36	393971
393971	10	Columbia Flouring Mills, Enderby.	10 02	4 20	14 14	4 35	3 00	63 99	393972
393972	10	Vendors	11 17	3 32	12 00	7 14	3 06	63 71	393973
393973	10	Bannerman & Horne, Victoria.	11 50	4 60	16 56	8 15	5 70	54 09	393974



TABLE I—STOCK FEEDS.

Date of Collection.	Nature of Sample.	Number of Sample.	Name and Address of Vendor.	Quantity.	Cost.	Name and Address of Manufacturer or Furnisher as given by the Vendor.	Inspector's Report. (If not an expression of opinion.)	RESULTS OF ANALYSIS.						Number of Sample.
								Moisture.	Fat. (Incl. recd.)	Proteids.	Crude Fibre.	Ash.	Difference.	
1906.	June 9 Stock feeds.	38384	John's Bros., Victoria.	5 lbs.	10	Ellison, Milling & Elevator Shorts Co. Ltd., Raymond, Leith	(If not an expression of opinion.)	p. c.	p. c.	p. c.	p. c.	p. c.	p. c.	38384
"	"	38395	"	5 "	5	Brackman-Ker Milling Co., Victoria, B. C.		10.54	3.76	14.50	4.55	2.70	63.95	38394
"	"	38386	T. Redding, Victoria.	5 "	15	Columbia Flouring Mills, Enderby.		9.35	2.15	19.56	9.70	3.76	64.48	38395
"	"	38387	Popham Bros	5 "	10	T. Redding, Victoria, B. C.		10.91	3.56	12.50	1.57	1.60	69.86	38396
"	"	38388	R. P. Rithet & Co., Victoria	5 "	10	Columbia Flouring Mills, Enderby.		11.36	2.45	14.25	1.84	1.60	68.50	38397
"	"	38389	"	5 "	5	"	Chop feed	11.03	9.52	14.25	9.74	5.40	50.06	38398
"	"	38400	"	5 "	10	"	Middlings	11.25	3.31	13.12	6.76	3.34	62.22	38399
"	"	38400	"	5 "	10	"	Middlings	11.00	3.06	13.63	2.52	2.14	67.65	38400

DISTRICT OF VICTORIA—Concluded.

TABLE II—BRAN.

Serial Number.	Number of Sample.	Remarks.	Moisture.	Fat (Indirect).	Proteids.	Crude Fibre.	Ash.	Difference.	
			p. c.	p. c.	p. c.	p. c.	p. c.	p. c.	
1	33841		10.59	4.53	14.41	9.03	5.86	55.50	Nova Scotia.
2	33843		10.93	3.12	14.25	11.05	3.92	56.73	
3	33844		10.78	3.55	16.25	9.86	5.76	53.80	
4	33845		9.40	3.90	15.69	10.00	5.46	55.55	
5	33846		10.90	3.60	14.19	9.38	5.60	56.33	
6	33847		9.60	4.25	14.88	11.25	5.16	54.86	
7	33848		11.61	2.75	15.50	8.49	5.34	56.31	
8	33849		10.80	2.36	13.81	10.84	5.28	56.91	
9	33850		11.06	4.80	14.88	9.38	5.64	54.24	
10	33860		11.01	3.71	14.69	9.72	5.90	57.97	
11	38521		10.39	3.84	14.06	9.64	6.00	56.07	P. E. Island.
12	38522		10.74	3.80	15.12	9.74	5.84	54.76	
13	38523		11.59	1.86	14.00	8.17	5.16	59.22	
14	38524		10.61	3.24	13.56	8.70	6.21	57.65	
15	38525		10.50	3.80	14.28	10.06	6.20	55.06	
16	38526		10.86	4.33	15.56	8.29	5.36	55.60	
17	38527		11.30	3.25	12.69	11.35	5.84	55.57	
18	38528		11.58	1.42	13.56	9.46	5.94	58.04	
19	38529		12.59	3.69	14.25	6.77	5.00	57.70	
20	38530		12.91	4.18	14.50	5.88	5.10	57.43	
21	29954		10.30	3.55	14.50	8.17	5.34	58.14	New Brunswick.
22	29955		7.90	4.40	13.87	12.15	5.30	56.38	
23	29956		11.15	5.30	13.31	8.79	5.80	55.65	
24	29957		10.61	4.52	15.31	10.55	5.68	53.33	
25	29958		12.29	4.03	14.50	9.80	5.20	54.18	
26	29959		11.79	3.08	13.75	8.68	5.60	57.10	
27	29960		13.37	3.00	13.81	9.08	5.70	54.14	
28	29961		12.89	2.90	12.31	9.90	5.90	56.10	
29	29962		11.80	3.03	13.87	10.43	6.10	54.77	
30	29963		12.16	3.85	14.87	8.47	5.64	55.01	
31	36732		10.94	3.78	15.94	7.47	4.68	57.19	Quebec.
32	36733		10.57	4.96	15.13	8.65	5.64	55.05	
33	36734		10.89	6.06	15.25	7.97	5.74	54.09	
34	36735		10.81	7.05	14.81	8.96	5.60	55.75	
35	36736		10.20	4.00	14.63	7.70	5.88	57.59	
36	36737		9.25	3.90	14.88	8.45	6.00	57.52	
37	36738		10.81	2.96	14.62	3.96	6.16	56.49	
38	36739		10.91	4.42	15.25	8.56	5.80	55.06	
39	36740		10.74	4.37	14.81	9.42	5.54	55.12	
40	36741		10.61	4.15	15.75	6.23	4.24	59.02	
41	38801		10.33	3.92	14.81	9.88	5.88	55.18	St. Hyacinthe.
42	38802		9.66	3.46	14.81	8.73	5.44	57.90	
43	38803		10.94	5.54	15.56	9.40	5.84	52.72	
44	38804		10.40	3.70	14.37	11.90	4.60	55.03	
45	38805		12.32	4.10	15.75	7.93	5.28	54.62	
46	38806		12.23	3.68	15.81	8.82	7.16	52.30	
47	38807		10.24	6.93	15.31	9.19	5.40	52.93	
48	38808		10.20	5.51	15.56	8.47	5.44	54.82	
49	38809		11.09	3.75	12.69	12.67	5.10	54.70	
50	38810		13.09	3.06	14.62	8.75	5.18	55.30	
51	40202		11.72	4.00	14.06	9.01	4.74	56.47	Montreal.
52	40203		11.61	4.25	14.62	8.80	5.48	55.24	
53	40204		12.67	4.27	16.19	8.05	5.14	53.66	
54	40205		10.58	3.93	15.56	7.73	5.38	56.82	
55	40206		11.44	4.07	15.12	9.26	5.60	54.51	
56	40207		12.31	4.73	14.51	9.73	5.50	52.87	
57	40208		11.76	5.33	15.25	8.90	5.40	58.36	
58	40209		10.25	4.33	13.62	10.21	6.40	55.19	
59	40210		12.30	3.65	14.50	9.87	5.90	53.78	
60	40211		11.74	3.39	15.06	8.63	5.46	55.72	
61	41201		10.53	3.03	15.13	7.88	5.44	57.07	Ottawa.
62	41202		10.49	5.46	14.88	8.34	5.24	55.59	
63	41203		11.49	3.29	15.56	8.94	5.40	55.32	

TABLE II—BRAN.

Serial Number.	Number of Sample.	Remarks.	Moisture.		Fat (Indirect).		Proteids.	Crude Fibre.	Ash.	Difference.	
			p. c.	p. c.	p. c.	p. c.					
64	41204		9.85	2.30	15.38	12.30	5.90	54.27	Ottawa.		
65	41205		10.36	2.22	14.25	11.17	5.64	56.36			
66	41206		10.87	3.64	11.19	9.04	5.74	56.52			
67	41207		9.50	4.70	14.94	11.65	5.84	53.37			
68	41208		19.04	3.41	11.44	8.89	5.34	57.88			
69	41209		10.98	3.09	14.38	9.78	5.01	56.73			
70	41210		9.40	4.30	14.50	10.90	6.00	54.90			
71	41101		10.68	5.55	14.38	9.42	5.50	54.47	Kingston.		
72	41102		10.57	4.83	15.31	8.55	5.41	55.30			
73	41103		10.71	4.47	13.06	10.22	5.50	56.04			
74	41104		10.82	4.91	14.00	10.08	6.26	53.93			
75	41105		11.22	4.33	15.25	7.92	5.48	55.80			
76	41106		8.60	4.45	15.31	10.55	5.40	55.09			
77	41107		10.93	3.06	15.25	8.72	5.21	56.80			
78	41108		10.64	3.74	15.06	8.96	5.96	55.04			
79	41109		11.14	4.39	13.06	10.04	6.88	51.40			
80	41110		9.75	3.75	12.69	11.55	6.50	55.76			
81	36251		11.10	3.08	13.75	9.13	6.30	56.64	Toronto.		
82	36255		10.05	4.37	13.87	12.21	6.20	53.30			
83	36256		12.45	3.90	14.37	9.60	4.50	55.18			
84	36257		11.20	3.85	14.00	10.95	4.64	55.40			
85	36258		11.51	3.47	13.50	8.73	5.54	64.25			
86	36259		11.12	3.16	14.60	10.38	6.10	54.55			
87	36270		11.39	3.95	16.00	8.48	5.10	55.08			
88	36271		9.80	4.40	14.94	8.00	4.90	57.96			
89	36272		12.72	2.11	13.56	9.92	5.84	55.85			
90	36273		12.47	1.93	13.43	10.84	5.64	55.69			
91	30651		10.58	2.89	15.06	10.02	5.60	55.85	London.		
92	30656		10.16	3.59	14.81	9.18	5.40	56.86			
93	30659		10.49	4.01	14.62	9.36	5.72	55.80			
94	30662		19.10	3.96	14.69	3.96	3.16	64.13			
95	30663		10.82	2.83	14.06	8.75	5.60	57.94			
96	30666		10.86	3.01	11.81	13.20	5.80	55.32			
97	30667		9.60	4.25	14.63	8.55	5.80	57.17			
98	30671		11.49	5.10	13.94	9.43	6.74	53.30			
99	30674		9.25	3.00	14.14	8.15	6.10	59.21			
100	35921		9.88	4.71	15.12	10.33	6.20	53.76	Windsor.		
101	35924		10.22	4.86	15.75	8.01	5.80	54.46			
102	25926		10.11	4.16	14.94	9.38	5.24	56.17			
103	35931		10.91	4.83	13.63	10.02	6.50	54.11			
104	35938		10.89	3.41	14.62	9.87	6.20	55.01			
105	35952		11.94	3.42	13.75	9.35	5.86	55.68			
106	35956										
107	35958		11.77	1.72	13.75	9.43	5.60	57.73			
108	35959		11.07	3.61	14.44	9.87	5.64	55.37			
109	39701		10.00	4.05	14.88	7.80	5.38	57.80	Manitoba.		
110	39702		9.95	3.60	15.00	13.00	4.24	54.21			
111	39703		10.50	4.46	14.00	9.80	5.70	55.54			
112	39704		10.92	3.67	14.81	9.99	5.74	54.87			
113	39705		11.00	4.33	14.94	9.16	5.64	54.93			
114	39706		10.84	3.06	13.56	10.39	6.06	56.15			
115	39707		10.65	3.80	14.25	10.23	5.90	55.17			
116	39708		11.46	2.46	15.68	10.22	5.90	54.28			
117	39709		11.72	5.34	15.06	9.37	4.84	53.63			
118	39710		10.56	3.16	14.81	11.53	5.98	53.96			
119	35523		10.17	2.30	16.63	9.16	4.10	57.34	Calgary.		
120	35524		8.70	1.10	17.56	7.30	5.24	54.80			
121	35525		10.65	2.54	14.60	10.02	5.04	56.16			
122	35526		9.30	3.55	13.50	10.40	5.84	57.41			
123	35527		9.85	2.50	13.75	10.00	5.00	58.00			
124	35528		9.45	4.00	15.50	10.15	5.70	55.20			
125	35529		10.82	3.04	14.88	9.46	5.10	57.70			
126	35540		10.20	3.58	14.63	8.48	4.50	58.01			
127	35541		8.05	3.70	13.19	7.15	5.41	62.47			
128	35542		9.15	3.60	14.90	8.40	5.00	60.45			

TABLE II—BRAN.

Serial Number.	Number of Sample.	Remarks.	Moisture.		Fat (Indirect.)		Proteids.		Crude Fibre.		Ash.		Difference.
			p. c.	p. c.	p. c.	p. c.	p. c.	p. c.	p. c.	p. c.			
129	37636		10.89	4.93	13.38	10.02	5.24	55.54	Vancouver.				
130	37637		9.80	3.45	12.81	11.70	4.74	57.50					
131	37638		10.20	3.50	14.19	5.70	4.72	61.60					
132	37639		10.54	3.70	15.56	9.47	6.10	51.63					
133	37640		10.65	4.58	13.38	9.56	4.90	56.93					
134	37641		11.47	3.12	14.88	9.22	4.66	56.65					
135	37642		9.85	4.15	13.81	7.60	5.48	59.11					
136	37643		10.50	5.10	14.37	9.48	5.10	55.45					
137	37644		10.55	4.25	13.38	9.93	5.40	56.49					
138	37645		9.80	4.00	16.19	6.55	4.99	58.56					
139	39370		11.49	4.41	14.44	10.03	6.60	53.03	Victoria.				
140	39371		9.05	4.00	14.50	9.70	6.00	56.75					
141	39372		11.06	3.86	14.50	9.46	5.50	55.62					
142	39373		11.29	3.57	13.94	8.85	4.68	57.57					
143	39378		11.10	4.55	15.94	8.00	5.90	54.51					
144	39381		11.49	5.15	13.75	10.26	6.29	53.15					
145	39385		8.20	3.90	14.63	7.10	4.60	61.57					
146	39389		8.10	4.35	15.94	8.35	6.00	57.26					
147	39393		11.50	4.00	16.56	8.15	5.70	54.09					
148	39398		11.03	9.52	14.25	9.74	5.40	50.06					
148	Samples.	( Means . . . . .	10.69	3.92	14.67	9.26	5.53	56.61					
		( Maximums . . . . .	13.37	9.52	17.16	13.20	7.16	64.25					
		( Minimums . . . . .	7.90	1.42	14.81	3.96	3.16	50.06					

TABLE III—MIDDINGS OR SHORTS.

Serial Number.	Number of Sample.	Remarks.	Moisture.		Proteids.	Crude Fibre.	Ash.	Difference.	
			p.c.	p.c.					
1	33842		9.05	3.50	16.19	10.55	4.16	56.55	Nova Scotia ..... Middlings.
2	33851		10.35	3.98	14.94	5.87	4.40	60.46	"
3	33872		11.00	3.39	16.00	7.20	3.90	58.51	"
4	33853		11.15	3.09	14.19	6.43	4.40	60.74	"
5	33854		10.47	4.03	15.06	6.37	4.26	59.71	"
6	33855		11.17	4.46	14.38	5.47	4.00	60.52	"
7	33856		10.78	4.40	15.12	6.04	4.74	58.92	"
8	33857		11.02	4.31	15.56	5.36	4.20	59.55	"
9	33858		10.56	3.58	13.38	4.38	3.50	64.60	"
10	33859		10.40	3.67	15.31	7.04	4.28	59.31	"
11	33861		10.80	4.75	16.31	7.19	4.86	56.09	Shorts.
12	33862		10.73	4.39	14.88	5.47	4.10	60.43	"
13	33863		11.25	4.67	14.94	6.35	3.92	58.87	"
14	33864		10.98	5.10	15.81	7.37	4.10	56.64	"
15	33865		11.37	4.82	14.88	5.80	3.98	59.15	"
16	33866		11.15	4.82	14.06	7.45	4.88	57.64	"
17	33867		10.02	5.16	13.25	6.11	5.50	56.96	"
18	33868		10.36	3.84	14.88	5.95	4.48	60.49	"
19	33869		10.37	2.96	14.41	7.92	4.80	59.51	"
20	33870		9.85	4.35	16.88	11.90	4.74	52.28	"
21	33831		11.26	4.88	15.12	5.26	1.30	59.18	P. E. Island.
22	33832		12.01	4.52	15.12	4.85	3.90	59.60	"
23	33833		10.86	4.13	14.50	4.85	4.10	51.56	"
24	33834		10.62	4.41	15.68	5.05	4.00	61.24	"
25	33835		10.50	3.00	11.63	4.35	1.04	69.48	"
26	33836		10.68	5.81	16.06	5.13	4.64	57.68	"
27	33837		10.42	4.41	16.44	4.88	3.92	59.93	"
28	33838		11.55	3.40	14.06	1.06	1.90	68.03	"
29	33839		13.09	1.80	11.63	0.30	0.96	72.22	"
30	33840		13.27	1.33	10.00	1.37	1.70	72.33	"
31	29964		9.50	2.90	16.63	5.50	3.41	61.93	New Brunswick.
32	29965		6.45	3.75	16.38	7.95	3.94	61.53	"
33	29966		9.00	5.25	15.31	8.40	4.04	58.00	"
34	29967		11.19	4.41	15.68	8.55	3.00	57.17	"
35	29968		10.13	5.73	15.06	8.66	4.44	55.98	"
36	29969		10.75	4.96	15.31	8.12	5.08	55.78	"
37	29970		11.45	1.39	14.91	4.56	3.62	51.04	"
38	29971		11.80	3.79	15.81	8.75	4.50	55.35	"
39	29972		11.02	5.55	15.93	8.02	4.80	54.68	"
40	29973		11.15	3.87	16.00	7.81	4.80	56.37	"
41	29974		11.08	3.55	14.62	4.64	4.26	61.85	Middlings.
42	29975		10.10	4.35	16.69	3.55	3.26	62.05	"
43	29976		11.45	4.38	15.93	6.63	4.51	57.07	"
44	29977		11.17	4.70	14.62	5.51	3.74	60.26	"
45	29978		12.14	3.10	13.81	3.03	2.51	65.38	"
46	29979		10.69	5.14	16.81	6.13	3.80	57.13	"
47	29980		10.67	4.93	16.87	5.36	1.04	58.13	New Brunswick, Middlings.
48	29981		11.55	4.68	14.37	5.63	4.04	59.73	"
49	29982		13.50	4.11	14.81	5.83	4.08	57.67	"
50	29983		12.00	5.75	17.00	5.13	3.90	56.22	"
51	36742		10.00	2.30	15.06	5.80	3.00	63.84	Quebec, Shorts.
52	36743		9.91	3.74	14.94	9.24	4.84	57.33	"
53	36744		10.45	4.10	14.91	9.85	2.70	57.06	"
54	36745		11.07	2.42	14.38	2.48	2.20	67.45	"
55	36746		10.82	2.77	14.38	3.63	2.94	65.46	"
56	36747		10.93	4.37	15.69	9.62	3.26	56.03	"
57	36748		10.50	2.15	15.06	5.50	2.56	64.29	"
58	36749		11.02	4.00	17.06	5.52	4.14	58.26	"
59	36750		9.95	2.85	14.50	6.35	4.2	62.11	"
60	36751		10.86	3.61	15.25	5.19	3.22	61.87	"
61	36752		10.50	2.00	13.56	5.10	3.30	65.54	Middlings.
62	36753		10.40	3.65	13.09	10.32	3.94	58.60	"
63	36754		10.36	4.39	15.68	1.14	3.58	61.75	"

TABLE III—MIDDINGS OR SHORTS.

Serial Number.	Number of Sample.	Remarks.	Moisture.		Fat (Indirect).		Proteids.	Crude Fibre.	Ash.	Difference.		
			p. c.	p. c.	p. c.	p. c.				p. c.	p. c.	
64	36755		11.84	4.21	16.62	5.67			3.80	57.86	Quebec	Middlings.
65	36756		10.00	2.25	15.31	4.95			2.20	65.29		"
66	36757		10.84	3.33	15.31	5.32			4.68	60.52		"
67	36758		11.08	3.49	16.44	6.02			3.80	59.17		"
68	36759		10.64	3.62	14.44	1.44			2.10	67.76		"
69	36760		10.10	4.35	16.18	12.15			3.94	53.28		"
70	36761		10.55	5.18	16.56	5.63			4.08	58.00		"
71	38812		9.90	2.70	15.38	5.90			4.60	61.52	St. Hyacinthe	Shorts.
72	38813		10.88	4.16	15.75	6.81			4.36	58.04		"
73	38814		10.17	3.66	15.50	7.75			4.26	58.66		"
74	38815		9.10	4.20	15.75	6.30			4.28	60.27		"
75	38816		11.04	3.34	15.69	2.70			2.80	64.43		"
76	38817		9.82	4.75	16.56	7.65			4.30	56.92		"
77	38818		11.24	4.20	15.68	6.50			4.40	57.98		"
78	38819		10.76	4.98	16.06	5.20			3.52	59.48		"
79	38820		11.60	5.27	16.56	5.44			4.04	57.09		"
80	38821		10.49	5.22	15.93	6.02			3.90	58.44		"
81	38823		10.00	4.21	16.18	8.33			4.08	57.20		Middlings.
82	38824		9.50	3.06	13.13	3.85			2.48	67.04		"
83	38825		8.35	3.25	14.81	5.75			4.40	53.44		"
84	38826		10.40	3.10	16.13	8.25			3.46	58.66		"
85	38827		10.61	3.66	16.25	5.70			3.60	60.18		"
86	38828		9.99	3.43	15.31	4.79			3.74	62.83		"
87	38829		11.86	3.80	15.06	6.10			3.70	59.48		"
88	38830		11.94	3.75	15.56	6.15			3.90	58.70		"
89	38831		11.52	3.16	15.75	2.74			3.40	63.43		"
90	38832		11.54	3.32	13.50	6.42			4.34	60.88		"
91	40212		11.37	5.69	15.94	7.35			4.54	55.11	Montreal	Shorts.
92	40213		11.62	5.66	14.19	5.00			3.90	59.63		"
93	40214		9.55	4.50	16.19	6.15			5.14	58.47		"
94	40215		11.17	3.49	14.44	4.62			3.94	62.34		"
95	40216		10.37	3.83	14.44	4.87			3.48	63.01		"
96	40217		10.75	5.40	15.12	6.87			4.78	57.08		"
97	40218		11.86	3.91	16.18	4.65			3.74	59.66		"
98	40219		10.81	5.32	16.25	6.66			4.00	56.96		"
99	40220		10.49	4.32	13.00	9.92			3.64	55.63		"
100	40221		11.46	5.68	16.56	5.77			3.90	56.63		"
101	40222		10.86	1.28	13.63	1.82			1.80	70.61		Middlings.
102	40223		9.95	3.50	18.00	3.45			3.40	61.70		"
103	40224		12.08	0.97	13.56	0.69			1.30	71.40		"
104	40225		11.80	3.02	15.81	6.76			4.60	58.01		"
105	40226		10.24	2.41	13.87	1.12			1.90	70.46		"
106	40227		10.99	3.65	16.19	6.60			3.80	58.77		"
107	40228		9.73	5.41	16.00	7.46			4.18	57.22		"
108	40229		11.53	4.01	15.69	6.67			3.94	58.16		"
109	41211		9.82	4.26	16.38	4.78			4.74	60.01	Ottawa	Shorts.
110	41212		9.87	5.11	17.00	6.30			4.20	57.52		"
111	41213		10.35	3.63	15.13	4.45			3.24	63.20		"
112	41214		10.51	4.61	16.25	5.64			3.60	59.39		"
113	41215		10.90	4.15	16.25	3.47			3.60	61.63		"
114	41216		9.63	4.20	16.88	6.50			4.16	58.63		"
115	41217		9.65	4.25	16.88	6.15			4.44	58.73		"
116	41218		9.40	3.75	17.00	5.25			4.14	60.46		"
117	41219		9.00	3.60	15.94	5.00			3.50	62.96		"
118	41220		11.59	4.65	15.94	7.61			3.90	56.41		"
119	41221		10.10	2.50	14.04	2.25			3.10	67.11		Middlings.
120	41222		11.19	4.09	16.13	4.39			3.34	60.86		"
121	41223		10.61	4.92	17.31	1.11			4.00	62.05		"
122	41224		10.56	2.70	15.75	5.13			3.26	62.60		"
123	41225		10.86	2.42	15.56	2.27			2.10	66.79		"
124	41226		9.40	3.00	14.44	2.30			1.70	63.16		"
125	41227		9.35	3.50	15.06	4.80			4.00	63.29		"
126	41228	Feed Flour, formerly sold as Middlings.	10.60	3.24	14.81	0.70			1.54	69.11		"

TABLE III—MIDDINGS OR SHORTS.

Serial Number.	Number of Sample.	Remarks.	Moisture.	Fat (Direct).	Proteids.	Crude Fibre.	Ash.	Difference.	
			p. c.	p. c.	p. c.	p. c.	p. c.	p. c.	
127	41229	Feed flour, formerly sold as middlings.	10.72	0.95	12.88	0.22	3.40	71.83	Ottawa Middlings.
128	41230		11.67	1.15	13.13	0.95	0.78	72.32	"
129	41111		10.52	5.23	16.81	6.20	4.24	57.00	Kingston Shorts.
130	41112		10.14	4.60	16.80	5.35	3.80	59.93	"
131	41113		9.97	3.95	16.38	5.25	3.70	60.74	"
132	41114		11.00	4.59	14.50	6.08	4.40	59.43	"
133	41115		11.21	4.52	16.19	5.25	3.90	58.93	"
134	41116		10.51	4.26	14.50	9.48	4.28	56.97	"
135	41117		10.08	4.81	16.06	5.75	3.90	59.40	"
136	41118		10.83	3.93	14.81	6.01	4.36	60.06	"
137	41119		10.99	3.36	14.25	4.98	3.66	62.76	"
138	41120		9.86	4.70	16.44	4.88	3.80	60.29	"
139	41121		11.48	1.75	14.69	1.04	1.40	69.64	Middlings.
140	41122		10.25	4.40	15.56	5.90	3.62	60.27	"
141	41123	Best Brand	10.35	3.63	16.25	4.45	3.90	61.42	"
142	41124		10.11	4.99	17.50	4.59	3.64	59.14	"
143	41125		10.32	5.22	16.44	5.18	3.74	59.10	"
144	41126		10.13	4.87	16.44	5.35	4.10	59.11	"
145	41127		10.16	5.16	16.44	7.40	3.80	57.04	"
146	41128		11.02	4.17	14.81	5.75	4.20	60.05	"
147	41129		9.65	4.55	14.25	8.60	3.68	59.27	"
148	41130		9.70	4.30	15.50	9.10	4.04	57.36	"
149	36274		10.75	3.73	15.38	7.01	4.56	58.57	Toronto.
150	36275		8.95	2.35	15.81	5.85	4.40	62.64	"
151	36276		10.89	4.43	15.56	4.87	4.04	59.31	"
152	36277		10.26	5.02	15.75	5.96	3.90	59.11	"
153	36278		11.30	4.87	16.19	4.82	3.68	59.14	"
154	36279		10.78	4.29	16.38	5.55	4.00	59.00	"
155	36280		11.45	4.85	15.68	6.07	3.88	58.07	"
156	36281		11.16	4.71	14.28	5.72	4.60	60.13	"
157	36282		11.56	3.22	13.13	1.42	2.36	68.31	"
158	36283		10.62	6.83	15.25	5.75	4.34	56.91	"
159	36284		10.34	3.30	14.50	5.18	4.38	62.30	Shorts.
160	36285		10.33	4.97	15.38	4.80	4.01	60.43	"
161	36286		8.70	4.15	14.94	8.55	4.50	56.70	"
162	36287		10.18	4.74	16.81	5.19	3.90	57.27	"
163	36288		10.85	4.72	15.75	5.89	3.88	57.90	"
164	36289		10.86	3.20	15.06	4.20	3.64	62.96	"
165	36290		11.70	4.89	15.81	5.30	3.96	58.34	"
166	36291		10.34	6.12	17.12	5.34	4.06	57.02	"
167	36292		11.22	5.68	15.81	7.51	4.08	55.70	"
168	36293		11.72	5.24	15.81	6.13	3.86	57.24	"
169	36650		9.55	5.00	16.69	4.55	4.10	60.11	London.
170	36652		10.66	3.65	14.44	4.40	3.88	62.97	"
171	36655		9.61	5.20	15.69	5.17	4.04	60.29	"
172	36658		10.11	4.95	15.94	5.67	4.20	59.13	"
173	36660		9.59	5.24	16.63	7.79	4.84	55.91	"
174	36661		11.39	2.49	14.19	7.94	5.14	58.85	"
175	36664		11.36	5.76	14.68	6.62	4.68	56.90	"
176	36665		11.09	4.27	14.06	5.11	3.96	61.51	"
177	36669		10.36	4.63	18.93	5.19	5.74	55.15	"
178	36672		11.59	4.98	16.18	5.71	3.92	57.73	"
179	36673		10.38	4.95	17.00	5.12	3.90	58.65	"
180	35922		9.86	5.25	15.25	5.18	3.96	60.56	Windsor.
181	35923		10.27	4.61	15.31	4.37	3.76	61.68	"
182	35925		10.24	5.43	16.68	5.18	3.76	58.73	"
183	35927		9.55	4.15	16.88	8.25	4.00	57.17	"
184	35928		16.63	5.13	16.05	5.00	3.80	59.96	"
185	35929		10.32	3.92	14.44	5.93	4.14	51.25	Middlings.
186	35933		19.60	2.92	13.50	0.67	1.31	61.97	"
187	35934		19.78	2.78	12.06	1.00	1.00	72.38	"
188	35936		11.20	1.22	13.13	0.51	1.10	72.81	"

TABLE III—MIDLINGS OR SHORTS.

Serial Number.	Number of Sample.	Remarks.	Moisture.			Fat (Indirect).			Crude Fibre.			Ash.	Difference.	
			p. c.	p. c.	p. c.	p. c.	p. c.	p. c.	p. c.	p. c.	p. c.			
189	35937		10.60	3.00	14.50	6.90	2.80	62.20	Windor.	Shorts.				
190	35943		9.99	4.10	15.31	5.84	2.24	62.12		Middlings.				
191	35944		9.29	4.90	13.56	6.60	3.90	61.84		"				
192	35945		10.55	4.29	14.68	5.42	4.24	60.82		"				
193	35948		9.35	4.70	15.56	9.75	4.30	56.34		Shorts.				
194	35949		10.29	5.43	16.44	5.92	3.80	58.12		Middlings.				
195	35951		10.75	5.63	17.00	5.20	4.00	57.42		Shorts.				
196	35953		10.80	3.47	15.31	5.00	4.40	61.02		Middlings.				
197	35954		13.56	3.42	15.42	4.73	3.31	59.83		Shorts.				
198	35955		10.90	5.47	17.31	4.75	4.00	57.57		"				
199	35957		10.25	3.80	12.62	1.00	1.30	71.03		Middlings.				
200	39741		10.55	5.32	14.87	7.45	3.50	58.31	Manitoba.	Shorts.				
201	39712		10.07	4.41	16.00	6.80	4.10	58.32		"				
202	39713		10.24	5.35	16.44	6.46	4.20	57.31		"				
203	39714		10.24	5.72	16.87	6.72	4.30	56.18		"				
204	39715		10.38	4.12	14.50	8.06	3.74	59.20		"				
205	39716		9.83	4.42	16.25	6.38	4.18	58.94		"				
206	39717		10.37	5.01	14.85	7.55	4.14	58.08		"				
207	39718		11.09	3.40	15.75	5.02	3.88	60.86		"				
208	39719		11.62	3.08	16.81	5.07	4.08	56.74		"				
209	39720		10.87	3.81	15.75	5.16	3.54	60.87		"				
210	39721		10.15	2.80	12.88	11.95	2.28	59.94		Middlings.				
211	39722		10.75	0.95	11.25	1.25	0.90	74.10		"				
212	39723		9.44	5.93	16.69	5.61	4.14	57.19		"				
213	39724		8.35	3.50	16.38	7.35	3.90	60.52		"				
214	35543		9.90	4.20	16.38	6.10	3.44	59.98	Calgary.	Shorts.				
215	35544		9.60	3.70	16.44	6.45	3.38	60.43		"				
216	35545		8.49	4.85	17.31	5.25	4.01	60.15		"				
217	35546		10.76	2.75	14.88	4.28	3.36	63.97		"				
218	35547		10.78	3.53	15.60	3.90	3.38	62.91		"				
219	35548									"				
220	35549		10.15	3.87	15.56	4.21	3.34	62.87		"				
221	35550		10.88	3.45	15.13	3.89	2.94	63.71		"				
222	35551		10.64	3.94	15.38	5.60	4.26	60.18		"				
223	35552		9.40	4.25	14.81	5.65	3.14	62.75		"				
224	37646		10.86	5.21	16.25	5.09	3.80	58.79	Vancouver	"				
225	37647		10.24	6.53	16.81	8.75	3.76	53.91		"				
226	37648		9.35	3.65	13.94	6.20	3.74	63.12		"				
227	37649		10.00	2.35	14.69	5.00	3.18	64.78		"				
228	37650		11.01	3.49	15.06	6.15	3.60	60.69		"				
229	37651		10.81	3.65	14.69	5.26	3.60	61.99		"				
230	37652		10.30	1.60	15.31	4.60	3.42	64.77		"				
231	37653		11.00	5.14	14.50	4.78	2.80	61.78		"				
232	37654		10.36	4.35	16.18	7.66	4.70	56.75		"				
233	37655		10.40	3.85	14.25	10.75	2.70	58.05		"				
234	37656									Middlings.				
235	37657		9.90	1.80	13.06	4.30	2.10	68.84		"				
236	37658		10.29	6.88	14.28	2.76	1.81	63.95		"				
237	37659		11.65	2.45	12.00	6.55	0.88	66.47		"				
238	37660		10.58	3.36	13.50	1.59	2.10	68.87		"				
239	37661		11.60	2.35	11.19	2.40	1.20	71.26		"				
240	37662		10.35	1.60	11.56	4.85	1.78	69.86		"				
241	37663		10.20	2.15	13.50	7.20	2.10	64.85		"				
242	39366		11.49	2.32	13.38	4.11	2.62	66.08	Victoria.	Shorts.				
243	39367		11.00	4.10	18.18	4.70	3.50	58.52		"				
244	39368		11.16	3.18	17.50	6.34	4.50	57.22		"				
245	39369		11.57	4.76	15.31	5.48	3.68	59.20		"				
246	39374		9.85	5.13	15.06	4.02	2.90	63.04		Middlings.				
247	39375		10.54	2.79	13.31	6.42	2.00	64.94		"				
248	39379		11.08	4.24	14.00	4.46	4.74	61.48		Shorts.				
249	39382		10.07	4.63	16.13	7.35	4.14	57.68		"				
250	39383		10.25	4.29	15.31	6.03	4.24	59.83		"				
251	39386		8.05	3.75	15.75	5.15	3.40	63.90		"				



TABLE III MIDLINGS OR SHORTS.

Serial Number.	Number of Sample.	Remarks.	Moisture.	Fat (Indirect)		Proteids.	Crude Fibre.	Ash.	Difference.	
			p. c.	p. c.	p. c.	p. c.	p. c.	p. c.		
252	39387	.....	9.00	3.95	14.69	7.95	2.40	62.01	Victoria.	Middlings.
253	39390	.....	11.32	4.61	17.13	4.75	3.80	58.56	.....	Shorts.
254	39391	.....	10.02	4.20	14.44	4.35	3.00	63.99	.....	Middlings.
255	39394	.....	10.54	3.76	14.50	4.55	2.10	63.95	.....	Shorts.
256	39396	.....	10.91	3.56	12.50	1.57	1.60	69.86	.....	Middlings.
257	39397	.....	11.36	2.45	14.25	1.84	1.60	68.50	.....	"
258	39400	.....	11.00	3.06	13.63	2.52	2.14	67.65	.....	"
258	Samples.	Meats	10.54	4.04	15.25	5.63	3.63	60.55		
		Maximums	13.56	6.88	18.93	12.15	5.74	74.18		
		Minimums	6.45	0.95	10.00	0.22	0.88	51.04		

TABLE IV—CHOP FEED (MOULÉE).

Serial Number.	Number of Sample.	Remarks.	Moisture.		Fat (Indirect)		Proteids.	Crude Fibre.	Ash.		Diff. rener.
			p. c.	p. c.	p. c.	p. c.			p. c.	p. c.	
1	33871	Victor	10.01	2.15	8.06	13.00	3.60	63.15	N. S.	Chop feed (Moulée)	
2	33872	Standard.	10.34	3.61	10.00	13.03	3.22	59.80			
3	33873	O & B.	10.57	2.93	10.12	6.55	2.74	67.09			
4	33874	Corn, oats and barley.	10.85	3.17	10.88	10.76	2.70	61.64			
5	33875	Banner.	10.00	2.40	8.69	10.15	2.28	66.48			
6	33876	Durham	8.50	2.65	8.56	12.90	3.74	63.65			
7	33877	Victoria	9.35	3.45	9.38	8.60	2.40	66.82			
8	33878	"Gem" oats, barley and corn.	10.02	4.08	10.75	7.49	3.62	64.04			
9	33879	L. K.	10.35	2.90	14.81	11.45	3.94	56.55			
10	33880		10.11	2.70	15.38	7.22	4.34	59.95			
11	29984		9.00	1.80	8.68	7.85	3.60	69.07	N. B.		
12	29985		10.00	3.05	10.00	7.90	3.24	65.81			
13	29986		9.00	4.22	12.62	4.60	1.94	67.62			
14	29987		10.75	3.45	8.25	6.35	2.44	68.76			
15	29988		10.04	0.90	11.37	25.80	4.00	47.89			
16	29989		11.26	4.56	11.31	3.87	4.08	64.92			
17	29990		9.75	3.10	8.25	10.65	4.08	64.17			
18	29991		11.97	1.10	12.25	6.98	3.64	61.06			
19	29992		12.21	3.10	9.60	13.80	4.50	56.70			
20	29993		12.05	1.72	10.68	8.15	4.46	62.94			
21	36762		8.60	3.05	9.44	13.05	3.44	63.12	Quebec.		
22	36763		11.07	3.22	11.69	12.85	4.40	56.77			
23	36764		10.38	2.79	10.06	10.56	3.14	63.07			
24	36765		11.85	1.53	7.19	17.06	3.92	58.45			
25	36766		10.95	3.55	10.75	12.40	3.00	69.25			
26	36767		10.50	1.60	12.31	8.00	3.60	63.90			
27	36768		10.68	1.11	11.19	9.47	3.50	61.05			
28	36769		9.55	2.00	12.19	9.00	3.50	63.76			
29	36770		10.96	3.12	13.19	7.64	4.50	60.59			
30	36771		10.87	4.33	10.06	12.75	4.20	57.79			
31	38834	Barley	9.80	2.25	10.50	6.15	2.60	68.70	St. Hyacinthe		
32	38835	Oat	8.60	2.65	9.25	6.70	4.18	68.62			
33	38836	Barley	9.00	2.10	13.06	3.90	2.80	66.84			
34	38837	Barley meal	11.55	0.87	10.00	6.36	2.56	68.66			
35	38839		11.35	3.44	11.38	4.42	2.24	67.17			
36	38840	Victor	10.49	3.40	8.05	11.23	3.34	63.48			
37	38841	Oats and barley	11.26	1.09	11.81	7.50	2.68	65.66			
38	38842	Flaxseed and barley	9.93	11.75	11.81	4.87	7.64	54.00			
39	38843	Wheat	11.96	2.30	14.87	4.29	3.50	63.08			
40	38844	Mixed	11.76	1.81	9.87	13.85	3.64	59.07			
41	38845	Corn	10.60	2.85	8.81	1.85	1.30	74.59			
42	40232		10.00	4.29	10.00	10.62	3.40	61.69	Montreal.		
43	40233		9.85	2.15	16.19	7.05	3.40	61.36			
44	40234		10.87	2.05	12.63	9.43	3.44	51.58			
45	40235		10.08	4.22	9.63	8.81	3.34	62.92			
46	40236		9.92	2.73	10.94	9.89	3.32	63.20			
47	40237		10.84	3.43	10.31	11.87	3.54	60.01			
48	40238		9.78	3.11	10.75	10.06	2.90	63.40			
49	40239		10.16	3.96	11.00	12.25	4.10	58.53			
50	40240		11.85	3.02	13.62	6.68	2.26	63.17			
51	40241		10.01	7.36	12.31	4.64	2.24	63.44			
52	41231	Wheat	11.60	3.10	15.31	4.58	4.80	60.61	Ottawa.		
53	41232		11.05	1.28	10.44	9.90	2.64	64.69			
54	41233		10.61	2.83	11.75	5.89	2.84	66.08			
55	41234		10.45	3.10	15.31	10.55	3.00	57.59			
56	41235		9.75	2.15	12.19	9.95	3.59	62.36			
57	41236	Wheat	9.85	3.80	15.31	5.90	4.50	60.64			
58	41237		8.70	2.10	6.75	12.80	4.30	65.35			
59	41238		10.54	3.22	7.50	13.51	4.20	61.63			
60	41239		9.20	2.10	7.44	13.85	4.24	63.17			
61	41240		8.75	3.40	11.38	10.15	3.10	63.22			
62	41131		10.56	3.82	10.44	10.32	3.10	61.76	Kingston		
63	41132		10.79	2.78	9.00	8.40	2.92	66.05			

TABLE IV—CHOP FEED (MOULLEE).

Serial Number.	Number of Sample.	Remarks.	Moisture.	Fat (Indirect).	Proteids.	Crude Fibre.	Ash.	Difference.	
			p. c.	p. c.	p. c.	p. c.	p. c.	p. c.	
64	41133		10 50	3 33	10 69	11 05	3 64	60 79	Kingston, Chopfeed (Moullee)
65	41131		10 41	3 99	10 75	10 52	3 10	61 23	
66	41135		10 01	3 09	10 69	10 53	3 51	62 14	
67	41136		10 51	2 33	10 06	9 33	3 36	61 41	
68	41137		11 53	3 91	12 06	3 18	1 88	67 41	
69	41138		10 24	2 94	10 69	10 93	3 30	61 90	
70	41139		9 80	3 20	10 13	13 55	3 40	59 92	
71	41140		11 49	5 09	8 81	1 67	1 01	71 90	
72	36299		12 09	2 75	10 91	6 48	2 70	65 13	Toronto
73	36300		10 99	2 12	7 69	11 45	3 34	64 11	
74	41391		10 05	1 5	10 00	12 50	2 83	60 16	
75	41392		8 95	2 35	11 03	5 25	2 60	69 22	
76	41393		10 49	3 64	7 38	9 86	3 48	65 15	
77	41394		10 35	2 40	10 50	9 00	2 60	65 15	
78	41395		6 85	3 72	8 68	10 60	3 16	66 69	
79	41396		9 40	3 60	10 25	10 50	2 82	64 03	
80	41397		9 15	2 5	10 56	10 25	3 10	63 89	
81	41398		10 51	4 07	12 06	7 13	3 14	62 79	
82	30653		10 75	1 80	9 88	5 60	1 96	70 01	London
83	30657		8 10	2 85	15 31	5 90	6 80	61 01	
84	30658 Corn.		11 02	3 09	10 00	2 85	1 44	71 60	
85	30670		12 58	2 62	10 56	6 83	2 30	65 11	
86	30673 Corn.		11 81	4 77	9 00	1 14	1 60	71 35	
87	30676		10 94	2 95	10 25	6 46	2 80	66 60	
88	30679		10 45	2 70	10 50	9 80	3 14	63 41	
89	30680		10 90	2 31	9 63	10 17	3 40	63 59	
90	30682		12 67	2 98	8 81	1 21	1 40	72 93	
91	35930		10 06	2 86	11 00	13 30	3 40	59 38	Winnipeg
92	35932 Corn.		11 67	4 22	10 31	1 47	1 40	70 93	
93	35935		11 57	3 06	11 25	11 58	3 32	59 22	
94	35939		12 32	2 35	10 15	5 78	2 70	66 70	
95	35940 Corn.		13 92	1 85	13 87	1 32	1 29	67 81	
96	35941		9 70	6 97	10 44	3 45	4 28	65 15	
97	35942		11 00	2 40	10 06	9 20	3 20	64 14	
98	35946		11 97	1 26	9 87	5 48	2 80	63 62	
99	35947 Oat		10 80	1 95	11 13	11 82	2 70	61 60	
100	35950 Wheat		11 31	2 73	14 00	2 58	2 94	66 41	Manitoba
101	39731		10 50	2 90	10 50	7 90	2 48	65 72	
102	39732		3 05	4 50	11 75	12 20	2 60	65 90	
103	39733		10 05	4 12	13 67	12 21	2 34	57 61	
104	39734		10 32	4 94	11 56	10 06	3 00	60 12	
105	39735		10 00	2 45	11 31	8 65	2 56	64 43	
106	39736		10 40	3 83	10 31	12 26	3 34	59 86	
107	39737		10 25	3 85	10 50	10 10	3 10	62 20	
108	39738		10 50	2 05	10 75	9 30	2 80	64 60	
109	39739		10 25	3 97	15 68	5 67	4 58	59 85	
110	35563 Barley		11 36	0 97	10 00	4 77	2 34	70 56	Calgary
111	35564 Oat		10 49	3 75	10 56	12 37	3 14	59 78	
112	35565		9 25	2 85	11 75	11 40	2 84	61 01	
113	35566		10 31	4 39	9 63	11 49	3 34	60 81	
114	35567 Barley		11 40	1 00	11 81	4 75	2 18	68 86	
115	35568 Oat		10 48	4 33	11 75	9 60	3 00	61 44	
116	35569 Barley		11 07	3 67	11 00	5 96	2 56	65 74	
117	35570 Flaked oat		11 12	3 77	11 13	11 00	3 10	59 88	
118	35571 Barley		11 29	0 98	10 13	5 22	2 44	70 03	
119	35572 Oat		9 25	3 35	10 50	8 45	3 20	65 25	
120	37695		9 65	3 50	10 69	9 85	3 20	63 11	Vancouver
121	37697 Common chop		10 82	3 08	10 13	8 26	2 74	64 97	
122	37670		9 60	2 00	9 19	10 25	3 80	65 16	
123	37671 Oat		9 00	2 15	10 56	8 25	3 00	67 04	
124	37672 Excelsior chop		10 59	3 10	10 88	7 88	2 90	64 65	
125	37673 Barley		11 36	2 03	11 12	5 87	2 80	66 82	
126	37674 Wheat		9 60	2 10	12 19	2 60	1 48	72 01	

TABLE IV—CHOP FEED (MOULÉE).

Serial Number.	Number of Sample.	Remarks.	Moisture.	Fat (Indirect).	Proteids.	Crude Fibre.	Ash.	Difference.	
			p. c.	p. c.	p. c.	p. c.	p. c.	p. c.	
127	37675	No. 1 chop.....	10.85	2.20	11.19	8.00	2.90	64.86	Vancouver, Chop Feed.
128	39376	B. & K. Dairy.....	8.19	4.02	9.81	19.39	4.84	56.71	Victoria
129	39377	B. & K. ground.....	10.54	3.50	8.75	12.55	3.80	60.86	"
130	39380	Creamery.....	10.84	2.26	10.94	7.67	5.80	62.49	"
131	39384	Corn.....	9.60	2.10	9.25	11.60	3.60	63.85	"
132	39398	Oat meal chop.....	8.60	2.95	6.63	18.85	6.70	56.27	"
133	39392	Excelsior.....	11.17	3.32	12.00	7.14	3.06	63.31	"
134	39395	.....	9.35	2.15	10.56	9.70	3.76	64.48	"
135	39399	.....	11.25	3.31	13.12	6.76	3.34	62.22	"
	135	Means.....	10.38	3.09	10.70	8.69	3.24	64.45	
	Samples.	Maximum.....	13.92	11.75	16.19	25.80	7.64	74.59	
		Minimum.....	3.05	0.87	6.63	1.21	1.04	47.89	

