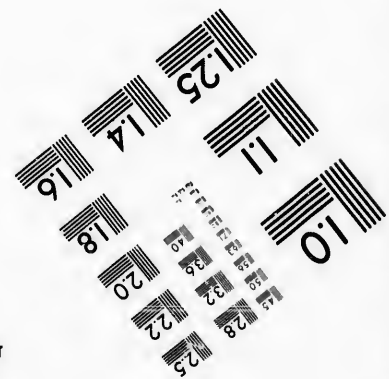
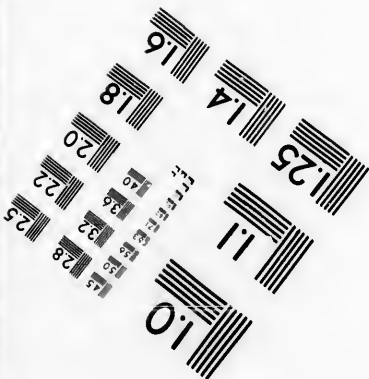




**IMAGE EVALUATION
TEST TARGET (MT-3)**



**Photographic
Sciences
Corporation**

23 WEST MAIN STREET
WEBSTER, N.Y. 14580
(716) 872-4503

**CIHM
Microfiche
Series
(Monographs)**

**ICMH
Collection de
microfiches
(monographies)**



Canadian Institute for Historical Microreproductions / Institut canadien de microreproductions historiques

© 1992

Technical and Bibliographic Notes / Notes techniques et bibliographiques

The Institute has attempted to obtain the best original copy available for filming. Features of this copy which may be bibliographically unique, which may alter any of the images in the reproduction, or which may significantly change the usual method of filming, are checked below.

L'Institut a microfilmé le meilleur exemplaire qu'il lui a été possible de se procurer. Les détails de cet exemplaire qui sont peut-être uniques du point de vue bibliographique, qui peuvent modifier une image reproduite, ou qui peuvent exiger une modification dans la méthode normale de filmage sont indiqués ci-dessous.

- Coloured covers/
Couverture de couleur
- Covers damaged/
Couverture endommagée
- Covers restored and/or laminated/
Couverture restaurée et/ou pelliculée
- Cover title missing/
Le titre de couverture manque
- Coloured maps/
Cartes géographiques en couleur
- Coloured ink (i.e. other than blue or black)/
Encre de couleur (i.e. autre que bleue ou noire)
- Coloured plates and/or illustrations/
Planches et/ou illustrations en couleur
- Bound with other material/
Relié avec d'autres documents
- Tight binding may cause shadows or distortion along interior margin/
La reliure serrée peut causer de l'ombre ou de la distorsion le long de la marge intérieure
- Blank leaves added during restoration may appear within the text. Whenever possible, these have been omitted from filming/
Il se peut que certaines pages blanches ajoutées lors d'une restauration apparaissent dans le texte, mais, lorsque cela était possible, ces pages n'ont pas été filmées.

- Coloured pages/
Pages de couleur
- Pages damaged/
Pages endommagées
- Pages restored and/or laminated/
Pages restaurées et/ou pelliculées
- Pages discoloured, stained or foxed/
Pages décolorées, tachetées ou piquées
- Pages detached/
Pages détachées
- Showthrough/
Transparence
- Quality of print varies/
Qualité inégale de l'impression
- Continuous pagination/
Pagination continue
- Includes index(es)/
Comprend un (des) index

Title on header taken from: /
Le titre de l'en-tête provient:

- Title page of issue/
Page de titre de la livraison
- Caption of issue/
Titre de départ de la livraison
- Masthead/
Générique (périodiques) de la livraison

- Additional comments: /
Commentaires supplémentaires:

There are some creases in the middle of the pages.

This item is filmed at the reduction ratio checked below /
Ce document est filmé au taux de réduction indiqué ci-dessous.

10X	14X	18X	22X	26X	30X
<input type="checkbox"/>	<input type="checkbox"/>	<input type="checkbox"/>	<input checked="" type="checkbox"/>	<input type="checkbox"/>	<input type="checkbox"/>
12X	16X	20X	24X	28X	32X

The copy filmed here has been reproduced thanks to the generosity of:

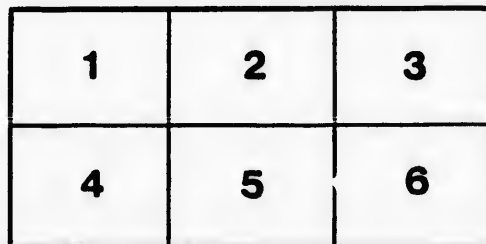
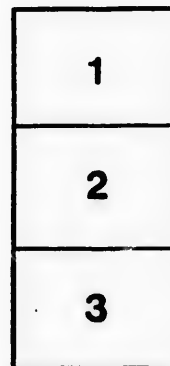
Manuscript Division,
National Archives of Canada

The images appearing here are the best quality possible considering the condition and legibility of the original copy and in keeping with the filming contract specifications.

Original copies in printed paper covers are filmed beginning with the front cover and ending on the last page with a printed or illustrated impression, or the back cover when appropriate. All other original copies are filmed beginning on the first page with a printed or illustrated impression, and ending on the last page with a printed or illustrated impression.

The last recorded frame on each microfiche shall contain the symbol \rightarrow (meaning "CONTINUED"), or the symbol ∇ (meaning "END"), whichever applies.

Maps, plates, charts, etc., may be filmed at different reduction ratios. Those too large to be entirely included in one exposure are filmed beginning in the upper left hand corner, left to right and top to bottom, as many frames as required. The following diagrams illustrate the method:



L'exemplaire filmé fut reproduit grâce à la générosité de:

Division des manuscrits,
Archives nationales du Canada

Les images suivantes ont été reproduites avec le plus grand soin, compte tenu de la condition et de la netteté de l'exemplaire filmé, et en conformité avec les conditions du contrat de filmage.

Les exemplaires originaux dont la couverture en papier est imprimée sont filmés en commençant par le premier plat et en terminant soit par la dernière page qui comporte une empreinte d'impression ou d'illustration, soit par le second plat, selon le cas. Tous les autres exemplaires originaux sont filmés en commençant par la première page qui comporte une empreinte d'impression ou d'illustration et en terminant par la dernière page qui comporte une telle empreinte.

Un des symboles suivants apparaîtra sur la dernière image de chaque microfiche, selon le cas: le symbole \rightarrow signifie "A SUIVRE", le symbole ∇ signifie "FIN".

Les cartes, planches, tableaux, etc., peuvent être filmés à des taux de réduction différents. Lorsque le document est trop grand pour être reproduit en un seul cliché, il est filmé à partir de l'angle supérieur gauche, de gauche à droite, et de haut en bas, en prenant le nombre d'images nécessaire. Les diagrammes suivants illustrent la méthode.

qu'il
e cet
t de vue
ge
cation
qués



32X

C I R C U L A R .

To the Honorable, the Members of the Executive Council, the Legislative Council, and House of Assembly.

THE MEDICAL FACULTY OF MCGILL COLLEGE deem it a duty they owe to themselves, to put forth the following statement, to protect themselves from unfounded accusations which have been, and still continue to be, circulated to their prejudice, and which, if not contradicted might injuriously influence the minds of Honorable Members of the Executive Council, and of both Houses of Provincial Parliament, in coming to a decision upon their Petitions now before the Legislature.

Twenty-one years ago, Four Medical Practitioners in this city, viz: the late Drs. Caldwell, Robertson, and Stephenson, along with Dr. Holmes, the present Professor of Medicine in McGill College, associated themselves together under the title of the Montreal Medical Institution, for the purpose of communicating to the youth of this Province a knowledge of the important science of Medicine, a privilege which they never before enjoyed, and to procure which, most of them, at a great expenditure of time and money, were obliged to go to Foreign Countries more highly favored in this respect.

Five years after their formation, the Montreal Medical Institution became, by an arrangement with the Governors of McGill College, sanctioned by His Majesty George IV. incorporated with that University, as its Medical Faculty, and obtained thereby, under a Royal Charter, the power of graduating their Students in Medicine and Surgery.

At a great sacrifice of time and means, the Medical Faculty continued their labors till the close of the Winter Session of 1835-6, when the disturbed political condition of the Province, and the want of support, either from the College or Government, compelled them to desist. In 1839, upon a promise of support from the Head of the Government, they were again induced to commence Lecturing, and have continued to do so since that period, with increasing success; the number of Students attending their Lectures last session being upwards of 50.

The Medical Faculty have been, and are, most anxious to increase the efficiency of the School by the appointment of additional Lecturers, and by extending the *Curriculum* of study. For the former purpose they have repeatedly petitioned the Legislature to augment their annual grant; and the latter they have been obliged to postpone, in consequence of the proximity of American Institutions, most of which hold out the temptation of obtaining a degree after attendance upon two Courses, averaging from 13 to 16 weeks in duration; and from the non-existence of any Legislative enactment limiting the period of study, and the nature of it, which Students of Medicine, should be required to fulfil.

The desire of the Medical Faculty is to add Four Chairs to the Six already in operation, and, succeeding in this, to extend the period of study from Three to Four years, making attendance upon one Course only of each Branch of Medical Science, compulsory, thus enabling the student to obtain a more extended education at less expense than by their present regulations, which demand two Courses upon each Branch from every student.

The Classes now in operation are Anatomy and Physiology,—Chemistry and Pharmacy,—*Materia Medica* and Therapeutics,—Theory and Practice of Physic,—Principles and Practice of Surgery,—Midwifery and Diseases of Women and Children; with Practical Anatomy by a Demonstrator.

The annual grant of £500 was last year expended as follows :—

Endowment for One Professor,.....	£100	0	0
Do Five Lecturers, £50 each,.....	250	0	0
			<u>£350 0 0</u>
Salary of Demonstrator,.....	£ 30	0	0
Rent and Assessment of house,.....	64	0	0
Fuel,.....	21	18	0
Wages of Janitor,.....	12	0	0
Sundries, Water, Furniture, Advertising, &c.....	38	1	5½
			<u>£165 19 5½</u>
			<u>£515 19 5½</u>

Last year the Faculty, with a view to the instruction of Students and Midwives, established a Lying-in Hospital, the expense of which for ten months, amounting to upwards of £130, was borne by themselves. At present they are relieved from this charge by an association of Ladies, to whom the management of the Charity has been transferred.

This year the expenses of the individual members of the Faculty have been particularly heavy. There has been imported glass for the preservation of preparations for the Museum, to the amount of £34. Chemical Apparatus, Specimens of Materia Medica, Wax Preparations, with a complete Apparatus for the illustration of Midwifery; Botanical and Anatomical plates, &c., have been added, to the amount of upwards of £63, besides which most of the Lecturers have been previously put to considerable outlay in the formation of their private cabinets, without which their Lectures could not have been properly illustrated. The Library of the Faculty, now numbering about nine hundred volumes, amongst which are most of the recent standard Medical works, has already cost upwards of £500. The Matriculation and Graduation fees are applied to its use exclusively, and it is annually augmented by the funds arising from these two sources; the amount paid towards it in 1844, being over £78.

The Medical Faculty conceive that the remuneration at present afforded to the Lecturers is very inadequate to their labor. They lecture from the first Monday in November till the 1st May, with the exception of a fortnight's vacation at Christmas, giving, each of them, five lectures in the week; the hour spent in lecturing, itself, frequently an inconvenience and loss to persons engaged in the active duties of Medical practice, is but the smallest part of their labor, since all require, some more than others, much time in preparing for their daily duties.

The objects which the Medical Faculty have, in petitioning the Legislature for an addition to their annual grant, in the first place, to increase the efficiency of their Department, by the establishment of Four additional Chairs, viz:—Botany, Institutes of Medicine, Medical Jurisprudence, and Clinical Medicine and Surgery; in the second, to give to each Lecturer a more remunerative allowance for his laborious duties; and, lastly, to place themselves in a condition to afford to students greater advantages, by increasing the accommodation of their School in every point of view; and thus to approximate it more closely to analogous Institutions in the Mother Country.

To refute a charge of exclusiveness, which has been brought against the Medical Faculty, they have to state that Dr. Bruncan, one of their Lecturers, is a French Canadian, and that overtures to accept Chairs were at different times made to the late Drs. Labrie, Kimber, and Vallée, also to Dr.

Robert Nelson, and more recently to Dr. Bouthillier, M.P.P. To prove the estimation in which the lectures of the Faculty have hitherto been held by the French Canadian Students, the following statement, extracted from the Register of Matriculations is submitted :

From 1824 to 1844—total number attended,.....	442
Of these of French Canadians, there were,.....	164
“ British, there were,.....	278
	—142
Making over one-third French Canadians.	

Since resumption of Lectures in 1839—total number,.....	194
Of these French Canadians,.....	89
“ British,.....	105
	—194
Making nearly one half French Canadians.	

The aggregate attendance during the two last sessions was.....	84
Of whom were French Canadians,.....	43
“ “ British,.....	41
	—84
Making more than one half French Canadians.	

The above statement will prove that the delivery of Lectures in English does not deter French Canadian Students from attending them, a fact which is also confirmed by the great number of that class who annually resort to American Schools for the purpose of graduation.

In conclusion, the Medical Faculty have to state that certificates of attendance upon their Lectures are accepted for graduation, as equivalent to their own, by British and French Colleges, an important privilege and a great saving of expense to Students who wish to extend their education by visiting these countries.

- A. F. HOLMES, M. D.,.....*Professor of Theory and Practice of Physic.*
 GEO. W. CAMPBELL, M. D., *Lecturer on Principles and Practic of Surgery.*
 A. HALL, M. D.,.....*Lecturer on Chemistry and Pharmacy.*
 M. M'CULLOCH, M. D.,.....*Lecturer on Midwifery and Diseases of Women and Children.*
 O. T. BRUNEAU, M. D.,.....*Lecturer on Anatomy and Physiology.*
 S. C. SEWELL, M. D.,.....*Lecturer on Materia Medica and Therapeutics.*
 ALEX. LONG, M. D.,.....*Demonstrator of Anatomy.*

Montreal, December, 1844.

