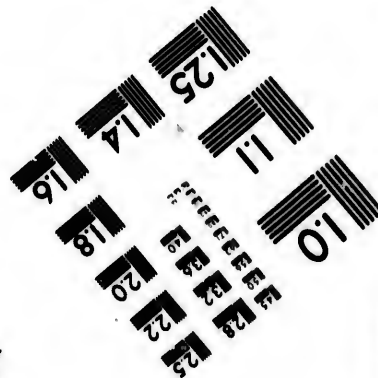





**IMAGE EVALUATION
TEST TARGET (MT-3)**



**Photographic
Sciences
Corporation**

23 WEST MAIN STREET
WEBSTER, N.Y. 14580
(716) 872-4503

25
22
20
18

**CIHM/ICMH
Microfiche
Series.**

**CIHM/ICMH
Collection de
microfiches.**



Canadian Institute for Historical Microreproductions / Institut canadien de microreproductions historiques

10
01

© 1985

The copy filmed here has been reproduced thanks to the generosity of:

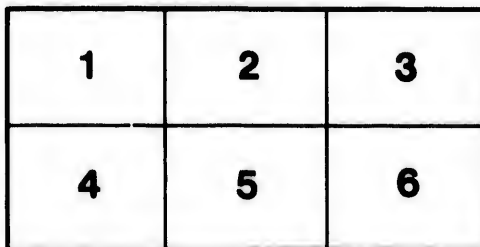
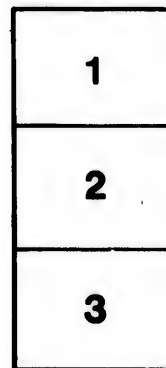

Library of the Public
Archives of Canada

The images appearing here are the best quality possible considering the condition and legibility of the original copy and in keeping with the filming contract specifications.

Original copies in printed paper covers are filmed beginning with the front cover and ending on the last page with a printed or illustrated impression, or the back cover when appropriate. All other original copies are filmed beginning on the first page with a printed or illustrated impression, and ending on the last page with a printed or illustrated impression.

The last recorded frame on each microfiche shall contain the symbol \rightarrow (meaning "CONTINUED"), or the symbol ∇ (meaning "END"), whichever applies.

Maps, plates, charts, etc., may be filmed at different reduction ratios. Those too large to be entirely included in one exposure are filmed beginning in the upper left hand corner, left to right and top to bottom, as many frames as required. The following diagrams illustrate the method:



L'exemplaire filmé fut reproduit grâce à la générosité de:

La bibliothèque des Archives
publiques du Canada

Les images suivantes ont été reproduites avec le plus grand soin, compte tenu de la condition et de la netteté de l'exemplaire filmé, et en conformité avec les conditions du contrat de filmage.

Les exemplaires originaux dont la couverture en papier est imprimée sont filmés en commençant par le premier plat et en terminant soit par la dernière page qui comporte une empreinte d'impression ou d'illustration, soit par le second plat, selon le cas. Tous les autres exemplaires originaux sont filmés en commençant par la première page qui comporte une empreinte d'impression ou d'illustration et en terminant par la dernière page qui comporte une telle empreinte.

Un des symboles suivants apparaîtra sur la dernière image de chaque microfiche, selon le cas: le symbole \rightarrow signifie "A SUIVRE", le symbole ∇ signifie "FIN".

Les cartes, planches, tableaux, etc., peuvent être filmés à des taux de réduction différents. Lorsque le document est trop grand pour être reproduit en un seul cliché, il est filmé à partir de l'angle supérieur gauche, de gauche à droite, et de haut en bas, en prenant le nombre d'images nécessaire. Les diagrammes suivants illustrent la méthode.

ails
du
odifier
une
image

rrata
o

elure,
à


32X





CANADA

PUBLIC ARCHIVES
ARCHIVES PUBLIQUES



PUBLIC ARCHIVES
OF CANADA

A a



Ape.

B b



Bell.

C c



Cock.

D d



Dog.

E e



Eagle.

F f



Fox.

G g



Goose.

H h



Horse.

I i



Inn.



J j



Jug.

K k



Kite.

L l



Lion.

M m



Mouse.

N n



Nest.

O o



Owl.

P p



Plough.

Q q



Queen.

R r



Rabbit

S s



Ship.

T t



Top.

U u



Unicorn

V v



Vulture.

W w



Wind-mill.

X x



Xerxes

Y y



Yew-tree.


Z z



Zebra.

Words of Two Letters.

ab	eb	ib	ob	ub
ac	ec	ic	oc	uc
ad	ed	id	od	ud
af	ef	if	of	uf
ag	eg	ig	og	ug
an	en	in	on	un



ak	ek	ik	ok	uk
am	em	im	om	un
ta	te	ti	to	tu
va	ve	vi	vo	vu
ya	ye	yi	yo	yu
za	ze	zi	zo	zu

Words of Three Letters.

pot	sot	hot	got	rot
who	the	dix	vex	tut
act	all	and	apt	ape
ben	fen	ken	sen	ten
pen	den	kin	sin	tin
ran	tan	pan	san	van
gon	don	lon	non	son
pac	gap	rap	nap	sap



not	wed	gan	cop	pig
sly	fly	shy	try	thy
fan	lan	pad	can	san
ban	man	nan	van	raw
sop	top	nop	hop	lop
bid	dig	fig	wig	rig
bad	lad	pad	dad	rag
bed	fed	led	ned	sed

Words of Four Letters.

LESSON 1.

cart	bard	tart	dint
dart	hard	band	hint
hart	card	land	mint
mart	lard	pard	hunt
part	nard	yard	runt



LESSON 2.

dish	ring	links	bark
fish	lent	pink	dark
cash	sent	lint	lark
bilk	long	pint	park
milk	song	tint	mark

Words of Two Syllables.

ACCENTED ON THE FIRST.

Ab-bot	chan-nel	drum-mer	fop-pish
ab-bey	chap-man	drunk-ard	for-est
ac-tor	chap-ter	dung-hill	for-ty
ad-vent	ches-nut	du-ty	fret-ful
af-ter	child-ish	dy-er	fro-ward
al-um	chil-dren	El-bow	fro-zen
am-ber	cler-gy	em-bers	fru-gal
an-ger	cof-fin	em-blem	fu-el
ar-bour	col-lect	en-ter	fun-nel
art-ful	com-fort	e-vil	fur-long
art-less	com-ment	Fac-tor	Gal-lon
Back-ward	com-merce	fag-got	gal-lop
bal-lad	com-mon	fan-cy	gam-mon
ba-ker	con-cord	fan-tom	gan-der
ban-ker	con-quer	far-mer	gar-den
bant-ling	con-quest	fa-tal	gar-land
bar-ber	con-sul	fat-ling	gar-ment
bar-rel	con-trite	fe-male	gar-nish
bash-ful	cor-ner	fen-der	gar-net
bet-ter	cost-ly	fen-nel	gar-ret
bit-ter	craf-ty	fe-ver	gar-ter
blun-der	cra-zy	fid-dler	gen-try
bor-der	cru-el	fil-let	gi-ant
bri-er	cum-ber	fi-nal	gib-bet
bro-ken	cut-ler	fi-ring	gip-sy
bus-kin	cut-ing	flan-nel	glim-mer
but-ter	Dar-ling	flat-ter	glit-ter
Cab-bage	di-al	foun-der	glo-ry
ca-per	di-et	flu-ent	glut-ton
car-rot	din-ner	fod-der	god-ly
car-ter	doc-tor	fog-gy	gos-pel
cham-ber	doc-trine	fol-ly	gos-lin

Words of three Syllables Divided.

Ab-sen-cy
 ac-ci-dent
 ac-cu-rate
 ad-a-mant
 ad-verse-ly
 af-fa-ble
 ag-gran-dize
 a-go-nize
 al-der-man
 a-li-quo
 al-ka-lit

alms-giv-er
 am-ber-gris
 am-pli-fy
 an-a-lyze
 an-gli-cism
 an-nu-al
 an-ti-quate
 ap-o-gee
 ap-po-site
 a-ra-bic
 ar-chi-tect

ar-den-cy
 ar-ro-gate
 art-less-ly
 as-te-risk
 at-ti-tude
 au-di-tor
 au-thor-ize
 Back-bi-ter
 ban-ish-ment
 bar-ber-ry
 bash-ful-ness



bit-ter-ness
 bliss-ful-ly
 brack-ish-ness
 broc-o-li
 burn-ish-er
 Cal-a-bash
 cal-en-der
 cal-um-ny
 can-did-ly
 cap-i-tal
 car-pen-ter

cat-a-comb
 ce-le-brate
 cer-tain-ly
 chas-tise-ment
 cin-na-mon
 cla-ri-fy
 cog-ni-zance
 com-fort-less
 con-i-cal
 con-tra-ry
 cost-li-ness

croc-o-dile
 cu-bi-cal
 cur-ren-cy
 Daf-fo-dil
 dec-o-rate
 dep-u-ty
 det-ri-ment
 dig-ni-fy
 doc-tri-nal
 dra-pe-ry
 dur-a-ble

FOUR SYLLABLES.

LESSON 1.

Ab-so-lute-ly
ac-ces-sa-ry
ac-cu-ra-cy
ad-e-quate-ly
ad-ver-sa-ry
a-gri-cul-ture
an-ti-cham-ber
ap-plica-ble
ar-ro-gant-ly
Bar-ba-rous-ly
bar-ba-ri-ty

be-ne-fit-ing
be-ne-vo-lent
Ca-ter-pil-lar
cen-su-ra-ble
ce-re-mo-ny
cir-cu-la-ted
cir-cum-stan-ces
com-mis-sa-ry
com-pa-ra-ble
De-li-ca-cy
de-ceit-ful-ness

LESSON 2.

di-li-gent-ly
dis-ad-van-tage
dis-a-gree-ment
dis-co-ve-ry
dog-ma-ti-cal
Ef-fi-ca-cy
e-le-gan-cy
em-bar-rass-ment
em-bel-lish-ment
en-cour-age-ment
e-vi-dent-ly

ex-cel-lent-ly
ex-em-pla-ry
Fa-vour-a-ble
fe-bru-a-ry
Ge-ne-ral-ly
glo-ri-ous-ly
Ha-ber-dash-er
ha-bi-li-ment
ha-bi-tu-al
ha-bi-tu-ate
har-mo-ni-ous

LESSON 3

he-re-ti-cal
hex-a-me-ter
hi-la-ri-ty
his-to-ri-an
his-to-ri-cal
ho-mo-lo-gous
hos-ti-li-ty
hu-ma-ni-ty
hu-mi-di-ty
hu-mi-li-ty

hy-per-bo-la
hy-per-bo-le
hy-po-cri-sy
hy-po-the-sis
hys-te-ri-cal
ho-ri-zon-tal
hy-me-ne-al
I-den-ti-cal
il-li-be-ral
i-dol-a-try

LESSON 4.

il-lu-mi-nate
il-lu-si-on
il-lus-tri-ous
im-ma-cu-late
im-men-si-ty
im-mo-de-rate
im-mo-des-ty
im-mu-ni-ty
im-mu-ta-ble
im-pal-pa-ble
im-par-ti-al
im-pas-sa-ble


im-por-tu-nate
im-po-ver-ish
im-preg-nate
im-pres-si-on
im-pri-son-ment
im-pro-ba-ble
im-po-bi-ty
im-po-vi-de
im-p-ta-ble
in-ac-cu-rate
in-a-de-quate
in-a-ni-mate



LESSON 5

im-pa-ti-ent
im-pe-di-ment
im-pe-ni-tent
im-pe-ra-tive
im-pe-ri-al
im-pe-ri-ous
im-per-ti-nent
im-per-vi-ous
im-pe-tu-ous
im-pi-e-ty
im-pla-ca-ble
im-po-li-tic

in-a-ni-ty
in-au-gu-rate
in-ci-si-on
in-cle-men-cy
in-cog-ni-to
in-com-pe-tent
in-con-gru-ous
in-con-ti-nent
in-cor-po-rate
in-cre-di-ble
in-cre-du-lous
in-oul-pa-ble





THE ENGLISH ALPHABET.

A B C D

E F G H

I J K L

M N O P

Q R S T

U V W X

Y Z

