

3

Canada-Malaysia Commercial Relations

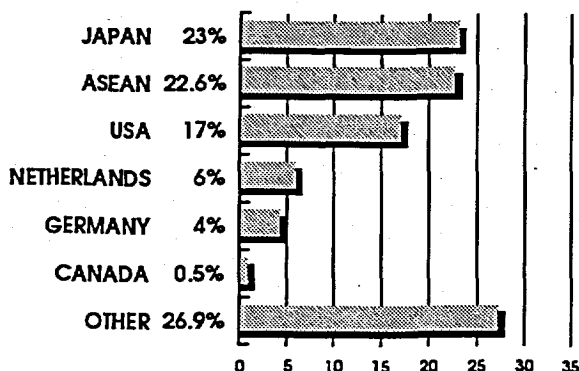
3.1 Malaysia's Global Trade

Malaysia's global merchandise trade reached approximately U.S. \$58.6 billion in 1990, a 75 percent increase over levels of a decade earlier. Export levels, although more than doubling since 1980, have not kept pace with the phenomenal growth in imports, which have almost tripled in the same period. This trend has had the effect of

narrowing Malaysia's trade surplus in 1990 to approximately US \$0.2 billion, and in 1991 creating a trade deficit of approximately U.S. \$2.7 billion.

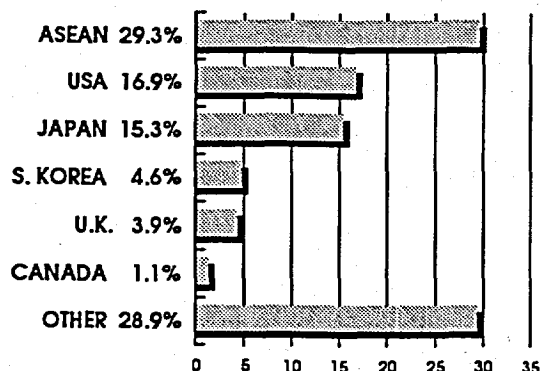
Japan is the largest source of imports for Malaysia, accounting for almost a quarter of the total. Japan, together with the other ASEAN countries and the U.S.A., account for almost 60 percent of Malaysia's total imports. Total imports amounted to U.S. \$29.2 billion in 1990 and

Graph M
MALAYSIA WORLD EXPORTS 1980



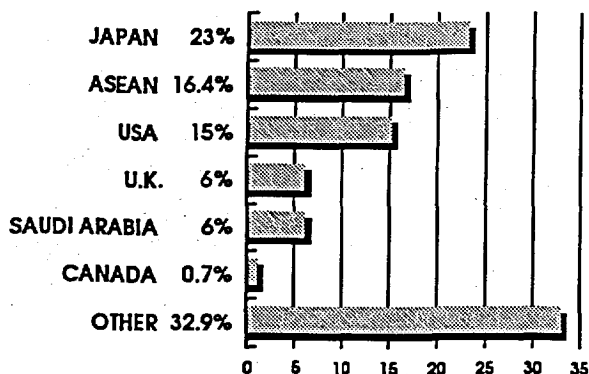
(NOTE: TOTAL MALAYSIAN EXPORTS 1980 = \$12,900 US MILLION)

Graph N
MALAYSIA WORLD EXPORTS 1990



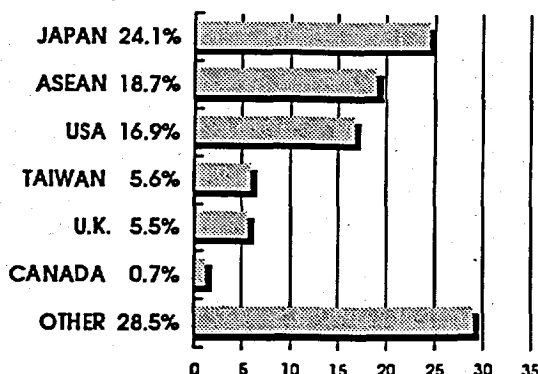
(NOTE: TOTAL MALAYSIAN EXPORTS 1990 = \$29,400 US MILLION)

Graph O
MALAYSIA WORLD IMPORTS 1980



(NOTE: TOTAL MALAYSIAN IMPORTS 1980 = \$10,800 US MILLION)

Graph P
MALAYSIA WORLD IMPORTS 1990



(NOTE: TOTAL MALAYSIAN IMPORTS 1990 = \$29,200 US MILLION)