

John Deere Implements



The Accurate "Natural Drop" Corn Planter

The John Deere No. 999 plants 2, 3 or 4 kernels as desired. You merely shift a foot lever. Quick change hill-ling to drilling, and also in varying drilling distances.

Accurate, because surface of hopper bottom and openings to seed cells are oblique or sloping. Kernels naturally move toward and fill cells rap-

idly. Better than any other method because more accurate.

Enclosed gear case, oil tight, dust proof. Gears always in mesh and not under severe strain. As perfect a driving mechanism as that used on automobiles.

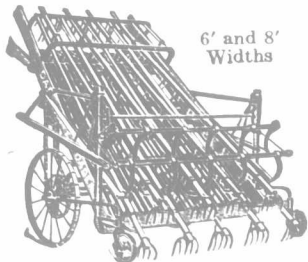
Easily detachable runners, simplified checkheads, disc marker without rope and underhung reel are also improvements you will appreciate.

Dain Hay Loader

The one man loader of the rake bar type. Operated at exactly the right speed to require the least power and rake clean. Strokes overlap, practically raking the ground twice. Gathers hay full width of machine, dividing swath if necessary.


Quick change to windrow work and automatically adjusts itself to handle light or heavy hay without choking. Push delivery action of rake bars pushes hay well forward in the middle of the wagon, so that only one man, the driver, is needed.

The Dain is mounted entirely on wheels. Principal working parts swing back and forth freely and roller bearings are used on all main journals. In fact, entire loader is designed to require the least energy and yet gather all the clean hay.



6' and 8' Widths

John Deere KA-65 Cultivator



The cultivator that does all kinds of work right whether ordinary field work or truck farm cultivating.

Frame is adjustable—any row from two to four feet in width can be cultivated successfully. The low wheels permit quick dodging, preventing injury to plants.

The wheels are shifted either way by a foot crank. Response of the cultivator is immediate—no need of covering up or plowing out a hill. When rows are straight and the field level, wheels may be made rigid if desired.

Shovels penetrate hard soil. The compression springs can be made to exert any pressure on the rigs up to the combined weight of the cultivator and operator.

The Spreader with the Beater on the Axle The John Deere Spreader

The beater—the business part of a spreader—and all its driving parts, are mounted on the rear axle. That is why the John Deere is the simplest, easiest running and most efficient manure spreader.

Here is what the beater on the axle means to you:

- 1st.—No clutches to give trouble.
- 2nd.—No chains to break or get out of line.
- 3rd.—Less than half the parts


heretofore used on the simplest spreader—some two hundred parts are done away with.

4th.—Manure not thrown on the axle—straw cannot wind around it.

5th.—You get big drive wheels and a low-down spreader, without stub axles—traction and strength.

6th.—Drive wheels back out of the way when loading—you see where you place each forkful.

7th.—Only hip high—easy to load.



Don't Pay Your Hired Man Extra Wages

Poor tools cut down his efficiency. Use good judgment by buying from a man who has an established reputation for high quality implements—your nearest John Deere Dealer.

John Deere Plow Co. of Welland, Limited
Toronto, Ontario

FAIRY MOUNT HEREFORDS

Situated my Toronto and London Canadian Bred Champion. I have for sale several young bulls from 7 to 24 months of age, Toronto and London winners among them, the low thick kind, an exceptionally choice lot.

G. E. REYNOLDS, R.R. No. 2, FLORA, ONTARIO

1909 Canada's Champion Hereford Herd 1915
For the above years at the leading shows from Toronto to Edmonton my herd has maintained its supremacy as the champion herd of Canada; American and Canadian bred bulls for sale, the highest attainment of the breed, also cows and heifers.

L. O. CLIFFORD, Oshawa, Ontario

SHORTHORNS
desire to sell the old bull Mildred's Royal. Heifers about all sold.

Geo. Gier & Son, R. R. No 1, Waldemar, Ontario

Questions and Answers. Miscellaneous.

Killing Tansy.

Give the most satisfactory way to eradicate tansy, which appears to take the form and habits of twitch grass, growing from the roots when turned up. Is there any way of smothering it out?

A SUBSCRIBER.

Ans.—Try clean cultivation, followed by rape, as outlined in our issue of May 6, for Twitch Grass.

Beans.

Please advise me on all these points about bean-growing:

1. Kind of land. My land is high, sloping toward creek; some low ground.
2. Grew oats last year, and not an exceptionally good crop.
3. Should I use much manure?
4. When is the best time to sow them?
5. What kind of beans should I use, early or late?
6. What distance apart should I plant them?

We expect to put in about thirteen acres, and we would like to know all the beneficial points on the planting, cultivating, etc. Kindly advise above, and I will be greatly obliged.

P. H. A.

Ans.—1. They do well on a variety of soils. They do best on rich loam, sandy loams, gravelly loams, and gravelly clay.

2 and 3. Use about 12 loads of barnyard manure per acre if you have it.

4. First week in June.

5. Sow either the Small White Pea Bean, the Medium or Navy, or the Marrowfat. The Medium gave best results of the three at the Ontario Agricultural College. At that institution, however, Pearce's Improved Tree is the heaviest yielding variety of all.

6. About 28 inches apart.

Get the new Bulletin on Field Beans, by Prof. C. A. Zavitz, from the Ontario Department of Agriculture, Toronto.

Rearing Ducks—When Heifers Should Freshen.


1. Kindly inform me the best way to rear ducks to market early, the best feed to give them, and whether they should run or be kept confined. Would it be best to keep hens with them? I intend to hatch them under hens.

2. I have some yearling heifers. At what age should they freshen for best results?

R. H.

Ans.—1. If the ducks are hatched under hens it would be well to allow them to run with them for some time. Feed them a mixture of equal parts wheat bran and corn meal, to which has been added, at first, two per cent. of good beef scrap. At one week old feed five per cent. of beef scrap, gradually increasing the proportion until at four weeks they are getting ten to fifteen per cent. or whatever they can simulate without digestive trouble. Milk is also a good way to provide animal food. Ducks are gross feeders, but are notional about changes, and when contemplating a change it must be made with care and very gradually. Some recommend a mixture of one part corn meal and two parts bran, with ten per cent. of high-quality beef scraps added, and five per cent. of coarse sand or fine grit. Although they are not very particular about the make-up of their ration, they require plenty of it, and should be fed at least four times a day until they are four weeks old, after which three times is sufficient. It is necessary also to provide an abundance of fresh water and green feed. By mowing a field of grass frequently, the duck-raiser can easily procure a half-bushel or bushel of fresh grass in the morning when the dew is on and furnish the young ducks all they will eat. If green clover can be obtained it is especially good for this purpose. Close confinement is not good, but the young ducks do not need to roam at will. Provide suitable shade, plenty of fresh drinking water in a fountain or clean pan, and sufficient green feed, and the ducks should be ready to market at ten weeks of age.

2. From 28 to 30 months of age is a safe time at which to have the heifers freshen. Some breeders have even had an heifer as late as two years old, but when a heifer is so late as allowed, the animal is badly developed into better cows.



GET ALL THE CREAM

THE best cream separators often fall below expectation because they are not properly lubricated. As you can't use tractor oil on a sewing machine, neither can you expect the best results when you lubricate your separator with ordinary farm oils.

Standard Hand Separator Oil

perfectly lubricates finely adjusted and close fitting separator bearings because it is made for just that kind of work. It gives you the highest percentage of cream and the lowest percentage of repairs. There is nothing "just as good."

Dealers Everywhere

The
IMPERIAL OIL COMPANY
Limited



Made in Canada



PRESIDENT SUSPENDER
NONE-50-EASY
MADE IN CANADA

SHIP US YOUR

CREAM

We supply cans and pay all express charges within a radius of 100 miles of Berlin. Send a statement of each shipment. Pay every two weeks.

WRITE FOR FULL PARTICULARS.

The Berlin Creamery Co.
Berlin, Canada

Land Tile For Sale

Strongest tile made from solid blue clay.

McGrenere Brick & Tile Co., Limited

Phone, London, 862 ring 1 and 4
Yard: Opposite Smallpox Hospital

Running Water On Every Floor!

Write us today for particulars of the EMPIRE WATER SUPPLY SYSTEM for country homes. Durable, efficient, no trouble to operate, costs little. We make hand, windmill, gasoline, and electric outfits.

EMPIRE MFG. CO., LIMITED
1200 Dundas Street, London, Ontario

Please mention "The Farmer's Advocate."