


MICROCOPY RESOLUTION TEST CHART

(ANSI and ISO TEST CHART No. 2)



4.5

2.8

2.5

5.0

3.2

2.2

5.6

6.3

3.6

7.1

8.0

9.0

10.0

11.2

12.5

14.0

16.0

18.0

20.0

22.5

25.0

28.0

31.5

36.0

40.0

45.0

50.0

56.0



63.0

71.0

80.0

90.0

100.0



APPLIED IMAGE Inc

1653 East Main Street 14609 USA
Rochester, New York
(716) 482 - 0300 - Phone
(716) 288 - 5989 - Fax