



MICROCOPY RESOLUTION TEST CHART

(ANSI and ISO TEST CHART No. 2)



5.0

5.6

6.3

7.1

8.0

9.0

10

11.2

12.5

14

16

18

20

22.5

25

28

32

36

40

45

50

56

63

71

80

90

100

112


125

140

160

180

200



APPLIED IMAGE Inc

1653 East Main Street
Rochester, New York 14609 USA
(716) 482 - 0300 - Phone
(716) 288 - 5989 - Fax