




CASE 20-28




CASE 20-36




CASE 26-46




CASE 28-50



CASE 32-54



CASE 36-58



CASE 40-62

CASE

THRESHING MACHINES

Case Grain Saving Threshers SEVEN SIZES

are built of steel and therefore safe from total destruction by fire. Steel construction prevents rotting or warping due to climatic conditions and guards against distorted frames from the pull of heavy main drive belts. Rigid and permanent alignment of parts is the result of the Case method of construction. Long life is guaranteed.

You will find Case threshers simple in design. There is an absence of a multiplicity of belts, chains, gears, sprockets and other complicated working parts. That's why Case threshers are easy running, require least power to operate and least upkeep expense.

Case threshers, properly equipped and adjusted, will successfully thresh every kind of grain or seed.

You can depend on every size Case thresher for big capacity, clean threshing, thorough separation, perfect cleaning and unequalled saving.

Farmers insist on having their grain threshed by Case threshers because they do the best job in least time.

For over three quarters of a century Case threshing machines have been used by the best and most successful threshermen in the United States and Canada.

Send for interesting catalog telling all about Case threshers. We send it free on request.

J. I. Case Threshing Machine Company
886 Liberty Street, Racine, Wis., U. S. A.

