

COCKSHUTT

Three Big Helps on the Farm


A Frost & Wood Binder, A Frost & Wood Mower and A London Gasoline Engine (To do the Hard Chores)

"Nothing Else as Good Manufactured"

Is what everyone says of these mowers, which have been cutting hay on the best and most prosperous farms from end to end of Canada. The driving pinion is placed on the inside of the gear, which is attached to the main drive wheel. These cogs draw together instead of spreading—and the gears are always in smooth close fit. More cogs are engaged at one time than with other constructions—consequently less wear. This arrangement of gears makes up a perfect drive and forces the knives to start cutting in the heaviest grass without backing the horses.

The cutting bar can be raised by the foot to clear ordinary obstructions, and the machine can be easily equipped with a lever which will raise the bar without getting off the seat.


With the added improvements for next season there is no other mower quite so good.



FROST & WOOD No. 3 BINDER
Built in 5 ft., 6 ft., 7 ft. and 8 ft. Widths

"Comes Through the Crop Without a Hitch"

The binder we have to offer next season is, we claim, the most perfect working manufactured. We make this claim after seeing these machines come through the heavy Western crop, giving better results than any other binders in use. It does not matter whether the grain be heavy or light, green or ripe; it is handled with the same ease, and every straw gets into the properly bound sheaf. The machine is very light of draft, there is no sagging or binding of parts, and on account of the numerous roller bearings there is very little wear. If you will examine the many excellent features of this binder you should have no difficulty in deciding which machine you should purchase. Pleased to send catalogue on request.



FROST & WOOD MOWER
Built in 3 ft. 6 ins., 4 ft., 4 ft. 6 ins., 5 ft. and 6 ft. Widths


London Gasoline Engines are Simple, Safe and Powerful

After careful examination of a number of makes we decided that the London engine, on account of its simple construction, was particularly well suited to the farmers' needs.

These engines are built in sizes ranging from 1½ to 12 H. P., and can be easily fitted up to supply power for all light farm machines. The upright engine shown requires only a very light foundation, and can be moved about to run the churn, washing machine or separator, cut or pulp roots, and perform numerous other tasks.

No danger. No trouble to operate. Every part is simple. It requires little or no adjusting. Get one for your farm, and a force pump with jack—it will protect you from fire.

We want you to write us to-day. We will show you how you can STOP THE HARD CHORES with this London Gasoline Engine. Write to-day for Gasoline Engine Catalogue.



Which Catalogue do you want? { Binder and Mower Catalogue
Gasoline Engine Catalogue

COCKSHUTT PLOW COMPANY LIMITED BRANTFORD

Sole selling agents in Canada, Peterboro' West and North for Frost & Wood Farm Implements, Kemp Manure Spreaders and London Gasoline Engines