

MICROCOPY RESOLUTION TEST CHART

(ANSI and ISO TEST CHART No. 2)



4.5

2.8

2.5

5.0

3.2

2.2

5.6

6.3

3.6

7.1

4.0

2.0



8.0




9.0

10.0

11.2

12.5

1.8



APPLIED IMAGE Inc

1653 East Main Street
Rochester, New York 14609 USA
(716) 482-0300 - Phone
(716) 288-5989 - Fax