

A Positive Outcome

The economic return generated by the Games promises to be substantial. More than 250 000 people are expected to attend the event, and \$65 million is likely to be spent on accommodation, food, and recreation by spectators, participants, the media and operational personnel.

A study conducted by Canada's Federal Bureau of Management Consulting predicts that the long-term impact of the Games on the economy would be in the order of \$1.3 billion to the end of the decade. Alberta will be the chief beneficiary with 70 per cent of the stimulus. Also, some 28 000 person years of employment

will have been created over the period of the Games.




















Once the Olympics are over, Canada will have world-class sporting venues worth \$456 million in place. And thanks to the establishment of the endowment fund, no financial burdens will be placed on taxpayers.

Chairman of the Organizing Committee Frank

King believes Calgary's Olympics will be the best Winter Games that the world has seen. "Not only does the event hold the promise of plenty of spectacular thrills and spills, it also seems to be on course for financial success."

Calgary 1988 Olympic Winter Games Schedule*

*February 1987 Subject to change

February	13	14	15	16	17	18	19	20	21	22	23	24	25	26	27	28
	Sat	Sun	Mon	Tue	Wed	Thur	Fri	Sat	Sun	Mon	Tue	Wed	Thur	Fri	Sat	Sun
Opening/Closing Ceremonies	 1.15pm															 7.30pm
McMahon Stadium																
Ice Hockey	 Round Robin 3 games	 Round Robin 3 games	 Round Robin 3 games	 Round Robin 3 games	 Round Robin 3 games	 Round Robin 3 games	 Round Robin 3 games	 Round Robin 3 games	 Round Robin 3 games	 Round Robin 2 games		 Semi-finals 3 games	 Semi-finals 1 game	 Semi-finals 3 games	 Semi-finals 1 game	 Finals 2 games
Figure Skating		 Pairs Short		 Pairs Free Skate	 Mens Compulsory	 Mens Short		 Mens Free Skate	 Dance Compulsory	 Dance CSP	 Dance Free Skate	 Ladies Compulsory	 Ladies Short		 Ladies Free Skate	 Exhibition
Speed Skating		 Mens 500m			 Mens 5000m	 Mens 1000m		 Mens 1500m	 Mens 10,000m	 Ladies 500m	 Ladies 3000m			 Ladies 1000m	 Ladies 1500m	 Ladies 3000m
Alpine Skiing		 Mens Downhill	 Mens Comb. Downhill	 Mens Comb. Slalom		 Ladies Downhill	 Ladies Comb. Downhill	 Ladies Comb. Slalom	 Mens Super G	 Ladies Super G		 Ladies Giant Slalom	 Mens Giant Slalom	 Ladies Slalom	 Mens Slalom	
Ski Jumping		 70m			 90m Team			 90m								
Bobsleigh								 2 man	 2 man						 4 man	 4 man
Luge		 Mens 162 Run	 Mens 384 Run	 Ladies 162 Run	 Ladies 384 Run		 Doubles 162 Run									
Nordic Combined											 70m Team	 3 x 10km Team			 70m	 15km
Cross Country		 Ladies 10km	 Mens 30km		 Ladies 9km		 Mens 15km		 Ladies 4 x 5km	 Mens 4 x 10km			 Ladies 20km		 Mens 50km	
Biathlon								 Mens 20km			 Mens 10km			 4 x 7.5km Relay		
Demonstration Events									 Aerials	 Moguls			 Ballet			
Freestyle																
Disabled Skiing				Giant Slalom	Cross Country 5km											
Short Track										 Mens 1500m	 Mens 500m	 Mens 1000m	 Mens 3000m			
										Ladies 500m	Ladies 1500m	Mens 1000m Relay Heats	Mens 3000m Relay Finals			
Curling			 Round Robin	 Round Robin	 Round Robin	 Round Robin		 Semi Finals	 Finals							
Venue	 Olympic Saddle-dome			 Stampede Corral			 Father David Bauer Olympic Arena Univ of Cal	 Olympic Oval Univ of Cal		 Nakiska at Mount Allan		 Canada Olympic Park		 Canmore Nordic Centre	 Max Bell Arena	

Designed by Christopher Stanbury