



ENDLESS CHAIN BULL-WHEELS OR LOG JACKS



WATEROUS NO. 0 DOUBLE-GEARED LOG JACK

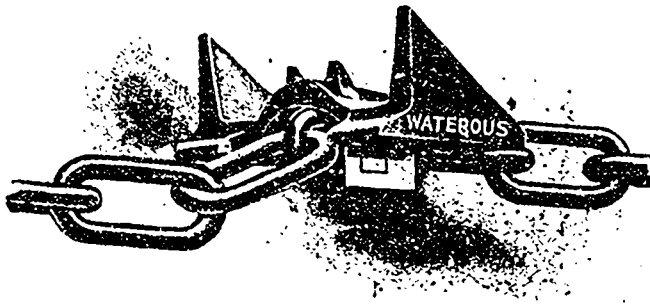
With spur gear to drive from shaft running across mill.
When needed to drive from shaft running lengthwise of mill, we replace smaller spur gears with bevel gears or frictions placed outside of iron frame.



WATEROUS NO. 1 SINGLE-GEARED LOG JACK


With No. 86 log chain. Cast steel spurs and centre links, steel side links, 6" pitch. No. 80 log chain is the same style but heavier with drop forged center links, 8" pitch.

PULLEYS CAN BE READILY REPLACED BY STRAIGHT FACE FRICTIONS.



Cable Chain with Cast Iron Log Spurs

Chilled wearing shoes 4x12" on each side round link. Made 10", 12", 14" wide for 1", 1 1/4" and 1 1/2" chain. Can't turn on chain.




No. 86 Steel Chain (Cast Steel Log Spurs).

Rivets 3/4", side bars 1 1/4" x 3/8", 8" pitch, center (cast steel) 2 1/4" x 6" pitch. Spurs 9" point to point.


No. 80 Steel Chain

Is 8" pitch similar to above, except that solid link is a drop steel forging, the pin is 1 1/2" in diameter (like illustration) and is fixed in position connecting side bars, presenting a large wearing surface for solid link. Side bars 2 x 1 1/2"




PIN OF NO. 80 CHAIN.

Taking a safety of 4 1/2" this chain gives a 10,000 lbs. working strain. Log spurs same as No. 86 or of heavy forged steel, any spread desired.



Malleable Log Chains—Detachable, readily applied.



No. 1050 and 1075—Giant Chains, Detachable.

Not recommended for salt water—but there is no better chain for fresh water.

Forged Refuse Chains



R. Double

Outside width 12 1/2 in.—Made of 1 1/2" x 3/8 in.

The 10 to 15 Tons of Ewart Detachable Link Belting we carry in stock
'insures prompt shipments.

WATEROUS ENGINE WORKS CO., Brantford, Can.