



# A SMALL DOUBLE EDGER

For Medium Mills



MADE RIGHT OR LEFT HAND—CUT SHOWS  
LEFT HAND EDGER.



Shows Removable Bridge to Permit Saws to be Withdrawn from  
Mandrel Feed Pulley Readily Removed.

**The New Light Champion Edger** has 2 7/16 Steel Mandrel supported on two long bearings.

No. 1 Light Champion HAS TWO SAWS, one moveable; range between SAWS from 1 3/4 to 24 inches.

No. 2 Champion HAS THREE SAWS, two moveable; range between stationary and first moveable Saw, 1 3/4 to 20 inches, and between moveable Saws, 4 inches.

All our Edgers are provided with front tables, when so ordered, with 4 1/2" iron rolls and guide, moveable with lever up to 4 inches outside of stationary saw.

**The Heavy Champion Edger** has 2 7/8 Steel Mandrel with three long bearings.

No. 3 Heavy Champion HAS THREE SAWS, two moveable; range between stationary and moveable saws, 1 3/4 to 24 3/4, and third saw 4" from second.


No. 4 Champion range is 1 3/4 to 28 3/4, and third saw 4" from second.

No. 5 Champion range is 1 3/4 to 36 3/4, and third saw 4" from second.

A fourth saw can be added, reducing extreme opening 4 inches.

We arrange Saws to be moved by levers when desired instead of hand-wheel and rack and pinion.

**EDGERS BUILT RIGHT OR LEFT HAND**



THIS CUT  
SHOWS A  
RIGHT-HAND  
EDGER

**The Heavy Champion Edger**—No. 3, 4 and 5. The frame in these sizes has two central legs omitted from cut.

**This Improved Double Edger** is made in three grades—Light, Heavy and Extra Heavy. PRESS and FEED ROLLS are of large diameter. Feed rolls fluted, bearings adjustable, front press rolls made in sections, both front and back hung in stiff open frames LIFTING WITH FEED, NOT AGAINST IT—a new and important feature—ADJUSTABLE BOTH WAYS FOR ALIGNMENT WITH MANDREL. Rolls sufficiently large to be used for return of stock over Edger, and still view of saws is not obstructed. All have bridgetree quickly removable to take off saws—Saws are moved by guides, and guides are removable to take off saws.

Trimmers, Slab Slashers, Lath Mills, Bolters, Bunchers and Trimmers, Shingle Machines, Drag Saws, Endless Chain Bull Wheels, Conveyors, Transfers, Refuse Carriers, all up to date in design. We carry tons of Link Belting in stock. Get our Quotations.

**Waterous Engine Works**  
Brantford, Canada