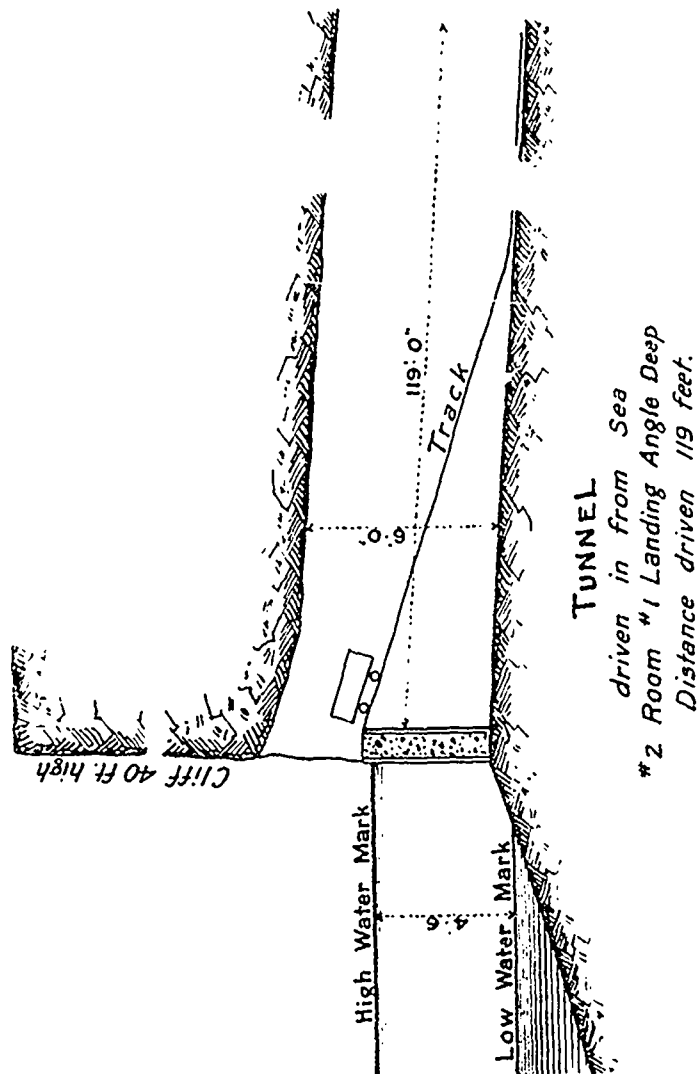
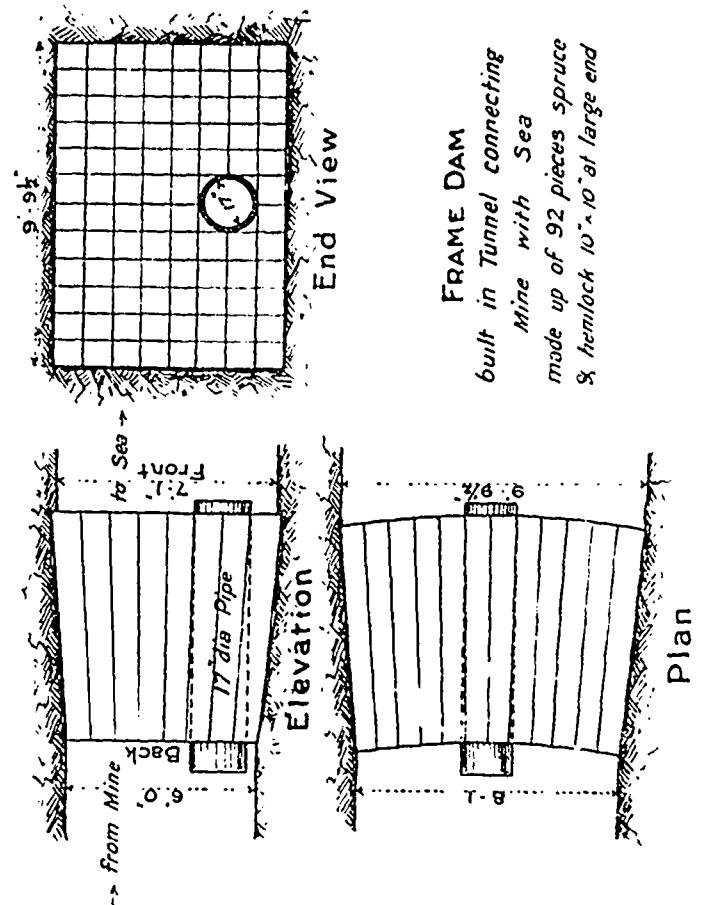


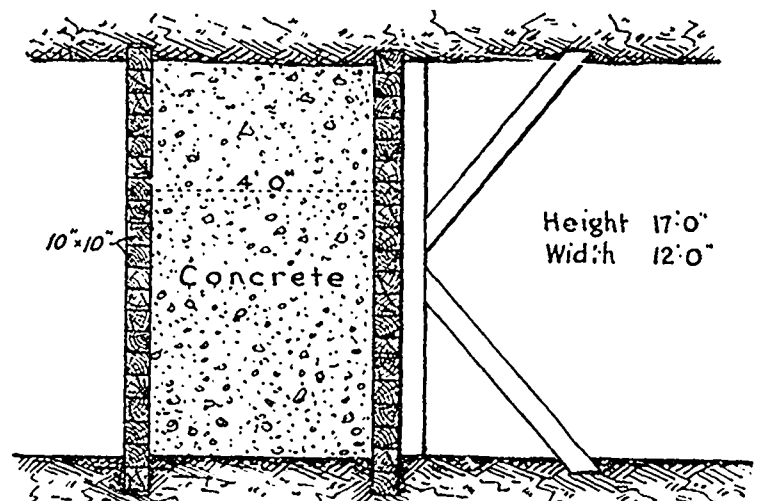
119 feet long, 6 feet high and 6 feet wide was driven in from the shore to the nearest room, which was Number 2. This was driven in four days, or an average of 30 feet per day by machine cut, for which an air line had been laid along the surface from the compressor house. The coal was loaded in a tub placed on the track laid for the purpose, and hauled out to the shore by hand. While the work was in progress a temporary dam was constructed across the opening, in order to seal off the pit at high tide, when it would otherwise have filled the tunnel, and delayed the work. This was composed of two walls of three inch plank separated by an eight inch space, which was filled with concrete. A sliding door four feet by four feet, located above high tide, afforded a means of entrance and exit to and from the tunnel. Beneath this, after completion, another door, four feet by four feet, was cut and used as a means of regulating the flow of water into the pit. The sea was first let in on April 7th and finally closed on May 23rd—a period of 46 days—but the flow of water was not continuous. The actual time of flow in this period amounted to fifteen days, during which it is estimated that 420,000,000 gallons entered the pit at a rate of 28,000,000 every 24 hours. 96,000,000 gallons entered by the other means mentioned, which totals 516,000,000 gallons. This brought the water level with the bottom of the shaft.

After the pit was submerged the opening was stopped by a permanent dam, which consisted of 92 pieces of spruce and hemlock (10 inches by 10 inches at one end, and eight inches by 10 inches at the other end) each piece being faced on two sides with one inch pine boards. Its thickness was about seven feet. Through the lower portions of this dam a 17 inch dia-

meter pipe was laid with a plug at the lower end, which was forced into the pipe by the pressure of the sea when the flooding was completed.



Readings of the rise of water in the pit were taken by means of a float and wire dropped down the borehole to the face of the South Deep. The waters of the sea were shut off from time to time on the assumption that large quantities were withheld in the upper workings by falls and other obstructions, as the borehole readings showed that water raised the level at the borehole for several days after the sea was closed.



WOOD & CONCRETE DAMS
On Level connecting Main and
French Slopes of Reserve.

Another source of anxiety and cause of delay in flooding was the question of strength of Reserve Barrier. Below No. 5 South Level of Dominion this was sufficiently thick to withstand the pressure brought to bear upon it, but above that