

Almond 7835-7844 Cellular Factors Required for Papillomavirus DNA Replication Thomas Melendy, Juhan Sedman, and Arne Stenlund 7857-7867 The Coxsackievirus A9 RGD Motif Is Not Essential for Virus Viability Pamela J. Hughes, Christine Horsnell, Timo Hyypiä, and Glyn Stanway 8035-8040

RAY'S VIROLOGY HOME PAGE Images: 27  Links: 34 


<http://fiona.umsmc.edu/%7EYar/home.html>

8 Retrieval failures (Webcrawler: virus encephalitis) No rating

- No Title Images: 3  Links: 0

<http://bob.usuf2.usuhs.mil/mcb/faculty/node29.html>


(Alta Vista: virus Venezuelan) No rating

 Viral pathogenesis can be described as a sequence of steps which ends in disease and potential death of the infected host. The rationale for our genetic approach to VEE pathogenesis is to use molecularly cloned virus mutants which are blocked at different steps and which will thereby define the process of pathogenesis. Three single-site attenuated molecularly cloned VEE mutants and a double-site attenuated mutant have been characterized in terms of virus replication, spread, reversion to virulence, and pathology induction in adult mice.

Images: 4  Links: 7 

http://www.cdc.gov/epo/mmwr/other/case_def/rabies.html


(Alta Vista: virus encephalomyelitis) No rating

 Rabies, Animal Laboratory criteria for diagnosis A positive direct fluorescent antibody test (preferably performed on central nervous system tissue) Isolation (in cell culture or in a laboratory animal) of rabies virus from saliva, cerebrospinal fluid (CSF), or central nervous system tissue, or

PUBLIC HEALTH FACT SHEET: Eastern Encephalitis Images: 0 Links: 1 

<http://vh.radiology.uiowa.edu/Patients/IowaHealthBook/PublicHealthFactSheet/EasternEncephalitis.html>


(Lycos: virus encephalitis) No rating



 The virus grows in birds that live in freshwater swamps, and is usually found only in these birds and in mosquitoes that do not bite people. Sometimes the virus gets picked up by other kinds of mosquitoes that bite horses and people. There is no cure for EE, and three of every ten people who get the disease die from it.

Eastern Encephalitis - A Fatal Mistake Images: 0 Links: 1 

<http://hammock.ifas.ufl.edu/text/original/encephal.html>


1 Retrieval failure (Lycos: virus encephalitis) No rating

 Eastern Encephalitis A Fatal Mistake Eastern encephalitis, also called eastern equine encephalitis and abbreviated EE, is a fatal disease of humans and horses caused by a virus carried by mosquitoes. The entire story is unknown but enough facts have been gathered to construct the following life history: During warm months when *C. melanura* breeds, there are usually plenty of small birds around for adult mosquitoes to feed on. As far as we know, the immunity keeps the birds from becoming infected again. Only newly infected birds can serve as a source of virus for mosquitoes.

Diagnostic Lab at NYSCVM Images: 8  Links: 2 

<http://zoo.vet.cornell.edu/DL/dl.html>

1 Retrieval failure (Webcrawler: virus encephalitis) No rating

 The Diagnostic Laboratory has always worked closely with veterinarians in diagnosing epizootic disease and in research and vaccine development in order to control these diseases. In 1966, the laboratory also began cooperative efforts with the College of Veterinary