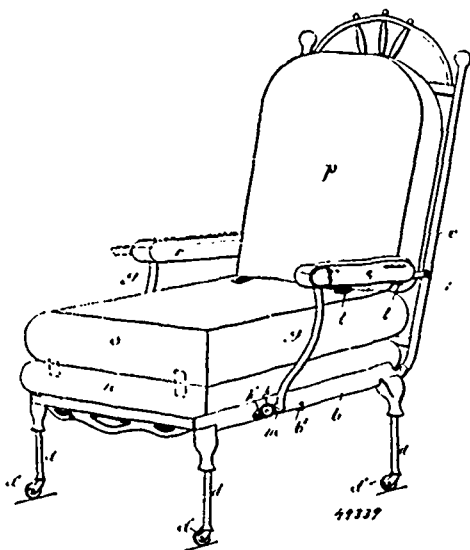
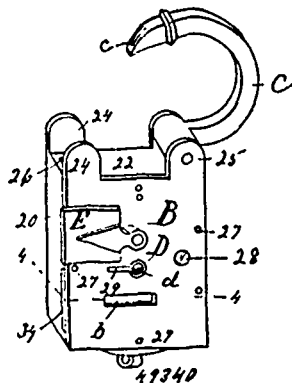


No. 49,339. Folding Bed, Etc. (*Lit pliant, etc.*)

Jacob Samuel Shapira, Montreal, Quebec, Canada, 26th June, 1895; 6 years.

Claim.—1st. A combined folding bed, lounge and chair, comprising a frame formed of a head section, a foot section and an intermediate section, the head section having a pivotal connection and the foot section, a sliding connection with the intermediate section, supports for such head, foot and intermediate sections and the whole adapted to carry cushions or other filling. 2nd. An arm chair, the arms of which are formed to provide enclosing receptacles for the purpose set forth. 3rd. A combined folding bed, lounge and chair, comprising a frame formed of a head section, a foot section and an intermediate section, the head section having a pivotal connection, and the foot section a sliding connection with the intermediate section, supports for such head, foot and intermediate sections arm forming bars pivotally connected together and to such head and intermediate sections, and the whole adapted to carry cushions or other filling. 4th. A combined folding bed, lounge and chair comprising a frame formed of a head section, a foot section and an intermediate section, the head section having a pivotal connection and the foot section a sliding connection with the intermediate section, supports for such head, foot and intermediate sections, arm forming bars pivotally connected together and to such head and intermediate section, a retaining device adapted to act upon one of the arm forming bars, and the whole adapted to carry cushions or other filling. 5th. A combined folding bed, lounge and chair comprising a frame formed of a head section, a foot section and an intermediate section, the head section having a pivotal connection and the foot section a sliding connection with the intermediate section, supports for such head, foot and intermediate sections, arm forming bars pivotally connected together and to such head and intermediate section, each arm adapted to carry a receptacle and the whole adapted to carry cushions or other filling. 6th. A combined folding bed, lounge and chair comprising a frame formed of a head section, a foot section and an intermediate section, the head section having a pivotal connection and the foot section a sliding connection with the intermediate section, supports for such head, foot and intermediate sections, arm forming bars pivotally connected together and to such head and intermediate section, a retaining device adapted to act upon one of the arm forming bars, each arm adapted to carry a receptacle and the whole adapted to carry cushions or other filling. 7th. A combined folding bed, lounge and chair comprising a frame formed of a head section, a foot section and an intermediate section, the intermediate section provided with rigid legs, the foot and head sections provided with pivoted supports, the head section having a pivotal connection and the foot section a sliding connection with an intermediate section, arm forming bars pivotally connected together and to such head and intermediate section, a retaining device adapted to act upon one of the arm forming bars, and the whole adapted to carry cushions or other filling. 8th. In a combined folding bed, lounge and chair frame, the combination of the foot section A, intermediate section B, and head section C, movably connected together, legs *d*, supports *a*² and *c*², and arm forming bars *g*, *g*, with their supporting ratchets *k*, and pawls *k*¹, the former adapted to engage notches *m*, in the bars *g*, as and for the purpose set forth. 9th. In a combined folding bed, lounge and chair frame the combination of the foot section A, intermediate section B, head section C, the front section having a sliding connection and the head section a pivotal connection with the intermediate section legs *d*, supports *a*²,

and *c*², folding end piece *c*, and arm forming bars *g*, *h*, with their supporting ratchets *k*, and pawls *k*¹, the former adapted to engage notches *m*, in the bars *g*, and receptacles *r*, and *s*, as and for the purpose set forth. 10th. In a combined folding bed, lounge and chair frame the combination of the foot section A, intermediate section B, head section C, the foot section having a sliding connection and the head section a pivotal connection with the intermediate section legs *d*, supports *a*² and *c*², folding end piece *c*, and arm forming bars *g*, *g*, with their supporting ratchets *k*, and pawls *k*¹, the former adapted to engage notches *m*, in the bars *g*, receptacles *r* and *s*, and pillow support *e*, as and for the purpose set forth.

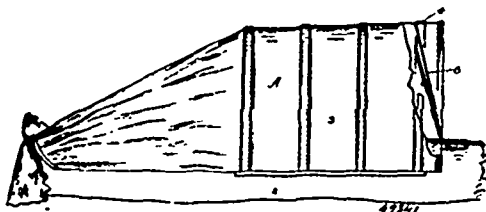
No. 49,340. Pad Lock. (*Cadenas.*)

Théophile Bélanger, Montreal, Quebec, Canada, 26th June, 1895 6 years.

Claim.—1st. In a pad lock, the combination with the casing having a slot for the insertion of a card or ticket, of a sliding plate adapted to close the said opening, a series of inclined faces on the underside of the said plate, a bolt having a series of inclined faces adapted to engage the said inclined faces on the sliding plate, the said bolt by being pushed one way will cause the sliding plate to close the opening and the other way will open it, substantially as set forth. 2nd. In a pad lock, the combination with a sliding plate adapted to close a slot in the side of the casing, inclined faces on the underside of the said plate, a bolt having a series of inclined faces adapted to engage the inclined faces on the said plate, a spring pressing the said bolt in one direction and the jaw of the lock, the nose of which is adapted to when the lock is being closed, press the said bolt against the said spring, substantially as set forth. 3rd. In a pad lock, the combination with the casing having a slot in the side for the insertion of a card or ticket and means for opening or closing the said slot, of a plate on which the ticket is pushed, a sliding bar sliding on the said plate, the said bar being connected by rivets passing through slots in the said plate to a sliding plate on the other side thereof, a spring pressing the said sliding plate and a notch adapted to be engaged by the bit of the key, substantially as set forth. 4th. In a pad lock, the combination with the key port D, having a cut away portion *d*, of the key K, having a knife edge 54 formed on the barrel, and a slot 55, substantially as set forth. 5th. In a pad lock, the combination with the casing and cover having a slot for the insertion of a card or ticket, a slot in the cover through which a portion of the said card is visible, an opening for the end of the jaw to pass through and a key hole, the jaw C pivoted to the said casing, the spring bolt F sliding in the upper portion of the casing and adapted to engage a slot in the said jaw, substantially as set forth.

No. 49,341. Sleeve Expander.

(*Appareil à déployer les manches.*)



Carrie Belle Wright, St. Paul, Minnesota, U.S.A., 26th June, 1895; 6 years.

Claim.—1st. A sleeve expander comprising in combination the series of inverted U-shaped bows, their inelastic connection and