



"Black Knight" shines quickly—shines bright—shines by day and shines by night.

No dust—no dirt—no hard rubbing—always ready for instant use.

And it won't burn off, no matter how hot the fire.

To keep Stoves, Grates and Iron work always clean and bright, with the least possible trouble, use

**"Black Knight"**  
Stove Polish

## Pimples

are destructive to beauty and comeliness and are not always caused by impure blood. An external treatment for use at home, the Princess

### ACNE AND PIMPLE CURE

Price \$1.50, post-paid. Cures those disfiguring blotches and pustules, causes them to dissolve and disappear. If you are run down, troubled with indigestion, constipation or nervousness, all of which aggravate a skin trouble, use the



**Nerve Tonic and Blood Builder.**

Price for both, \$2.50, express.

### FOR LINES AND WRINKLES

Employ that incomparable toilet preparation, **Princess Skin Food**. Price \$1.50, postpaid. Send 10 cts. for our treatise on the Hair, Skin, Scalp and Complexion, and sample of White Rose cream. Consultation free.

We have been curing skin troubles for fifteen years and our success has increased yearly.

**HISCOTT DERMATOLOGICAL INSTITUTE**  
FORMERLY **GRAHAM** TEL. M. 631, HISCOTT BLDG.  
61 COLLEGE ST. COR. LAFRANCA AVE. TORONTO

### Prepare for the Winter!

Get cured of your ailments before winter's cold and wet makes them worse—Don't stay sick. Try Vite-Ore without any risk. See big page advertisement on page 25 of this paper.


## LOROSO

is a powder that positively destroys all odors arising from perspiration or other causes. Guaranteed harmless and to be made from the purest chemical. One trial proves its merits. Thirty-five cents brings a three ounce box to your door.

THE LOROSO CO.

UTICA, N. Y.

chain 5, miss 3, 12 trebles in next 12, chain 5, miss 3, 10 trebles, turn.  
2. Chain 3, 7 trebles in 7 trebles, chain 5, fasten in center of 5 chain of last row, chain 5, miss 2 trebles, 8 trebles in 8 trebles, chain 5, fasten in 5 chain, chain 5, miss 2 trebles, 8 trebles, turn.  
3. Chain 3, 5 trebles, (chain 5, fasten under next 5 chain) twice, chain 5, miss 2 trebles, 4 trebles in 4 trebles, (chain 5, fasten under 5 chain) twice, chain 5, miss 2, 6 trebles, turn.  
4. Chain 3, 5 trebles in 5 trebles and 2 under chain following, chain 5, fasten under 5 chain, chain 5, 2 trebles under chain, 4 in 4 trebles and 2 under chain, chain 5, fasten under 5 chain, chain 5, 2 trebles under chain and 6 trebles in trebles, turn.  
5. Chain 3, 9 trebles in next 9 stitches, chain 3, 2 trebles on last of 5 chain, 8 trebles in 8 trebles and 2 on following chain, chain 3, 2 trebles on last of 5 chain and 8 on 8 trebles, turn.  
6. Chain 3, a treble in each stitch of last row, turn.  
7. Chain 3, 9 trebles in 9 trebles, chain 5, miss 3, 12 trebles, chain 5, miss 3, 10 trebles; then chain 14, fasten back in 7th stitch from hook to form a loop, chain 10, catch in end of 5th row, turn; chain 3, 10 trebles in 10 stitches of chain and a double in loop, \* chain 8, a double in 5th of 10 trebles, (chain 1, miss 1, a treble in next) 3 times, turn; chain 4, a treble in treble, (chain 1, a treble in next) twice, 10



VASHTI LACE.

trebles under chain, and a double in loop; repeat from \* until you have 7 spokes in all, 7 trebles on original chain, treble in treble and finish like 2d row from \*.

8. Like 2d row from \*.

9. Like 3d row.

10. Like 4th row. When making the 3 chain to begin, chain 1, catch into 4th treble from end of spoke last made.

11. Like 5th row. Catch into 1st space of same spoke.

12. Like 6th row.

13. Like 7th row to scallop; chain 3, shell of 3 trebles, 2 chain and 3 trebles under 4 chain at tip of 1st spoke, \* chain 7, shell under next loop, repeat from \* 4 times, chain 2, catch in end of 3d row, chain 2, turn.

14. Shell of 3 trebles, 3 chain and 3 trebles in shell, \* chain 9, shell in shell, repeat from \* 4 times, finish like 2d row from \*.

15. Like 3d row; then 6 trebles in shell, \* chain 11, 6 trebles in next shell, repeat 4 times from \*, catch at end of 1st row, turn.


16. Chain 2, \* (treble in treble, chain 5, double in top of treble, chain 1) 6 times, chain 5, catch into chain between 1st shells, over intervening chains, chain 5, repeat from \* 4 times, 6 picot trebles with 1 chain between each over next shell, and finish like 4th row.

Repeat to length desired. A very handsome and showy lace.

### Handsome Wide Knitted Lace.

Cast on 35 stitches, knit across plain.

1. Knit 3, over twice, purl 2 together, \* knit 1, over, narrow, knit 5, over twice, purl 2 together, repeat from \*, knit 2, (over, narrow) 3 times, over, knit 2.



HANDSOME WIDE KNITTED LACE.

2. Knit 11, \* over twice, purl 2 together, (knit 8, over twice, purl 2 together) twice, knit 2.  
3. Knit 3, over twice, purl 2 together, \* knit 2, over, narrow, knit 4, over twice, purl 2 together, repeat from \*, knit 3, (over, narrow) 3 times, over, knit 2.

4. Knit 12; like 2d row from \* to end.  
5. Knit 3, over twice, purl 2 together, \* knit 3, over, narrow, knit 3, over twice, purl 2 together, repeat from \*, knit 4, (over, narrow) 3 times, over, knit 2.

6. Knit 13; like 2d row from \*.

7. Knit 3, over twice, purl 2 together, \* knit 4, over, narrow, knit 2, over twice, purl 2 together, repeat from \*, knit 5, (over, narrow) 3 times, over, knit 2.

8. Knit 14; like 2d row from \*.

9. Knit 3, over twice, purl 2 together, \* knit 5, over, narrow, knit 1, over twice, purl 2 together, repeat from \*, knit 6, (over, narrow) 3 times, over, knit 2.

10. Knit 15; like 2d row from \*.

11. Knit 3, over twice, purl 2 together, \* knit 6, over, narrow, over twice, purl 2 together, repeat from \*, knit 7, (over, narrow) 3 times, over, knit 2.

12. Bind off 6, knit 9; finish like 2d row from \*.

This is a simple pattern, and may be readily knitted without looking at directions after working it through once or twice. It will be especially liked for pillow-cases, aprons, and other trimming which requires frequent laundering. The insertion to match is made by leaving off the points, knitting both edges alike. If a narrower lace is wanted to match, the upper half of the diagonal pattern may be omitted.

### Utility Edging.

Make a chain of 22 stitches, turn.

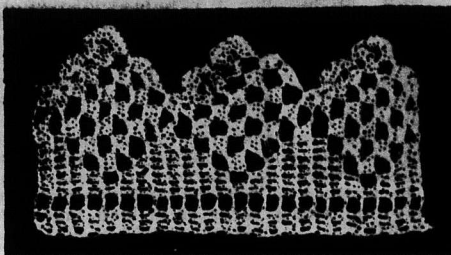
1. Miss 3, 3 trebles in next 3 stitches, chain 2, miss 2, 10 trebles in 10 stitches, chain 2, miss 2, 2 trebles in each of next 2, turn.

2. Chain 4, 4 trebles between 2d and 3d trebles, chain 2, miss 2 of 10 trebles, 8 trebles in 8 trebles, chain 2, 4 trebles in 3 trebles and top of 3 chain, turn.

3. Chain 3 for 1st treble, 3 trebles in 3 trebles, chain 2, 6 trebles in 6 of 8 trebles, chain 2, 4 trebles under 2 chain and 3 trebles under 4 chain at end of row, turn.

4. Shell in shell, (chain 2, 4 trebles under next 2 chain) twice, chain 2, miss 2 of 6 trebles, 4 trebles in next 4, chain 2, 4 trebles at end of row, turn.

5. Chain 3, 3 trebles, chain 2, miss 2,



UTILITY EDGING.

2 trebles, (chain 2, 4 trebles under next 2 chain) 3 times, chain 2, shell in shell, turn.

6. Shell of 9 trebles in shell, (chain 2, 4 trebles under next 2 chain) 3 times, chain 2, 2 trebles under next 2 chain and treble in each of 2 trebles following, chain 2, miss 2, 4 trebles at end of row, turn.

7. Chain 3, 3 trebles, chain 2, 4 trebles in 4 trebles and 2 under chain, (chain 2, 4 trebles under next 2 chain), 3 times, turn.


8. Chain 1, (4 trebles under next 2 chain, chain 2) twice, 2 trebles under next 2 chain and 6 trebles in trebles, chain 2, 4 trebles at end of row, turn.

9. Chain 3, 3 trebles, chain 2, 8 trebles in 8 trebles and 2 under chain, chain 2, 4 trebles under next chain, turn.

Repeat from 2d row. Every mother will appreciate this pattern, it is so useful for trimming children's garments.

### Wreath of Lilies Quilt Block.

This is a very pretty block, pieced of two colors, any preferred, dark and light. The quilt may be entirely of



Wreath of Lilies, Quilt Block.

pieced blocks, or joined with plain squares of the same size, or with strips three inches in width running between the pieced blocks, either straight across or diagonally.

## Catarrh Cure—Free

Catarrh Often Causes Consumption, General Debility, Idiocy, and Insanity. Cure It With Gauss' Catarrh Cure Before Too Late. Costs Nothing to Try.



If your nose is stopped up, if you continually hawk and spit and there is a constant dripping from the nose into the throat, if you have foul, disgusting breath, you have Catarrh and I can cure it. All you have to do is fill in your name and address on dotted lines below and mail to me. O. E. Gauss, 1368 Main Street, Marshall, Mich., and I will send you a trial package of my Combined Catarrh Cure by return of mail, prepaid. Try it! It will positively cure so that you will be welcomed instead of shunned by your friends.

Name \_\_\_\_\_  
Address \_\_\_\_\_

**A Pair of \$50 Pants FREE**  
**\$9.75 SUITS**  
made to measure from fine Cheviot or Serge for Fall and Winter—Full \$15 Value—must be introduced in every town in Canada within 60 days. This is how we do it, and how you get an Extra Pair of Pants Free of same material as Suit. Thousands of business and professional men wear our Popular \$9.75 Suits, and now it's your chance. A \$15 Suit of Clothes and a fine pair of \$5.00 pants thrown in absolutely free for \$9.75. Of course we don't make a cent on your first suit, but we know you will never wear any but our Clothes once you know their worth. You will tell others, that's how we get our advertising. We just pay for it in pants. Do You See the Opportunity? Remember it is open only 60 days and you must write at once to secure it. We will send samples, measurement blank—tape line—everything necessary to enable you to get a \$15 made-to-order Suit and an Extra Pair of Pants FREE. Address: The Complete Outfitter Co., Ltd., Toronto.

## STARTING IN LIFE

In a race a great deal depends on the start.

We start young men and women in the race of life. That we give them a good start is indicated by the many "winners" we have turned out,—young men who to-day are counted successful.

Let us give you a start during the coming winter. Write us for our calendar "A". Address the

**Central Business College**

**WINNIPEG, MAN.**

CATALOGUES FREE.

F. A. WOOD WM. HAWKINS  
Principals