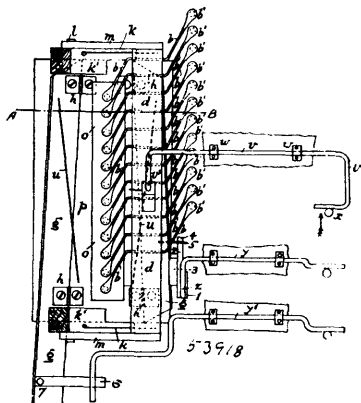


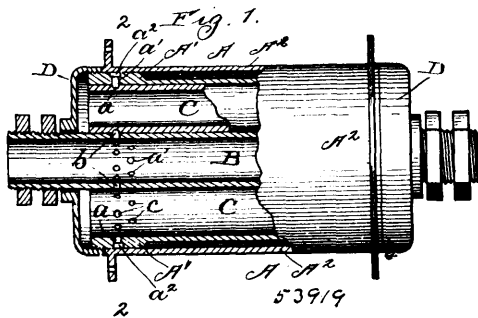
**No. 53,918. Reed Organ. (Orgue.)**



Samuel Jenkinson, 45 Hampstead Road, England, 2nd November, 1896; 6 years. (Filed 14th September, 1896.)

*Claim.*—1st. A reed organ provided with an extra set of reeds, in tone one octave higher than the highest octave represented on the key-board, and connected at will to the keys of the said octave, substantially as described. 2nd. A reed organ provided with an extra set of reeds, in tone one octave lower than the lowest octave represented on the key-board, and connected at will to the keys of the said octave, substantially as described. 3rd. A reed organ provided with an extra set of reeds, in tone one octave higher than the highest octave represented on the key-board, placed between the front of the reed board and the ordinary plunger rods under the front part of the keys and connected at will to the keys of the said octave, substantially as described.

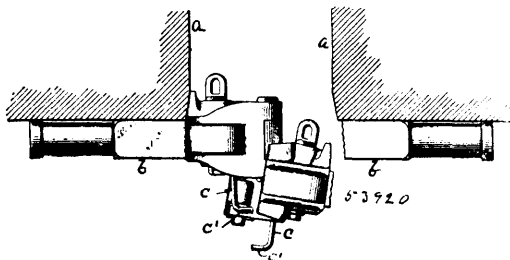
**No. 53,919. Roller Bearing. (Cousinet anti-frottant.)**



Lee Oliver Gilliland, Chicago, Illinois, U.S.A., 2nd November, 1896; 6 years. (Filed 7th October, 1896.)

*Claim.*—In a roller bearing, the combination of a box, journal and rollers having cylindrical bearing surfaces and a series of projections and depressions placed in separate rows and arranged upon a spiral or twist, said several projections and depressions being in coincident radial position upon the several bearing surfaces, as specified.

**No. 53,920. Car Coupler. (Attelage de chars.)**



Charles H. Taylor, South Orange, New Jersey, U.S.A., 2nd November, 1896; 6 years. (Filed 8th October, 1896.)

*Claim.*—1st. A car coupling of the vertical plane type, provided with the hook-shape catch *c* pivotally secured on its under side with its free end extending in a rearwardly movable position in line with the opening or space between the knuckle and draw-head, substantially as described and for the purpose set forth. 2nd. A car coupling of the vertical plane type, provided with a movable

hook or catch on its under side, extending into a position in line with the opening or space between the knuckle and draw-head, and means for movably holding said hook or catch in its normal position, substantially as described, and for the purpose set forth.

**No. 53,921. Heating Apparatus. (Appareil de chauffage.)**



William Henry Page, Basic City, Virginia, U.S.A., 2nd November, 1896; 6 years. (Filed 8th October, 1896.)

*Claim.*—1st. The combination with a drum, caps and means for uniting said drum to a stove pipe, of an interior partition wall defining an interior air chamber having spiral heating passages, and exterior separate spiral smoke flues arranged alternately with the air heating passages, substantially as specified. 2nd. The combination, with a drum and caps having central circular apertures, of an interior partition wall bent to define an interior air chamber having spiral air passages and exterior separate spiral smoke flues, communication through the apertures in the caps with the smoke flues and air chamber being established and prevented, respectively, and air tubes passing through the cap around the circular aperture, communicating respectively with the opposite ends of the air passages, substantially as specified. 3rd. The combination, with a drum and caps, of an interior partition wall, and exterior fluted envelope defining an interior air chamber having spiral air passages, exterior spiral air flues arranged adjacent to the spaces between the air passages, of the interior air chamber, intermediate separate spiral smoke flues co-adjacent to the exterior air flues, and arranged alternately with the air passages of the interior air chamber, substantially as specified. 4th. The combination, with a drum and projecting caps, of an envelope confined between the projecting perimeters of said caps, and having flutings projecting beyond the edges of the caps and opening into the atmosphere, substantially as specified. 5th. A heating drum provided with a plurality of separate longitudinal smoke flues defining a diametrical air flue, substantially as specified. 6th. A cylindrical heating drum having a plurality of longitudinal smoke flues defining a plurality of diametrical air flues extending the entire length of the smoke flue, substantially as specified. 7th. The combination, with a drum having a plurality of smoke flues defining a diametrical air flue, of an envelope surrounding said drum and communicating with the atmosphere and with the air flue through the drum, substantially as specified. 8th. The combination, with a drum having a plurality of longitudinal smoke flues defining a plurality of air flues extending entirely through the drum, and projecting caps from the opposite ends of the drum, and an envelope confined between the perimeters of said caps, and having flutings projecting beyond the edges of the caps opening into the atmosphere, and communicating with the air flues, through the drum, substantially as specified. 9th. In a heating drum, the combination with terminal collars, and brace rods secured at their opposite ends to their collars, and smoke flues composed of a plurality of plates secured to said brace rods, substantially as specified. 10th. In a heating drum, the combination with the collars, top and bottom frames and smoke flues, of means for clamping the smoke flues securely against the top and bottom frames to form a close joint, substantially as specified. 11th. A heating drum having a plurality of air flues provided with detachable exterior plates, substantially as specified.

**No. 53,922. Heat Deflector. (Déflecteur de chaleur.)**

Sarah P. Hanson, Fremont, Ohio, U.S.A., 2nd November, 1896; 6 years. (Filed 9th October, 1896.)

*Claim.*—The combination with a hot-air register, of a hood or casing *C*, consisting of a deflector-plate *C*<sup>1</sup>, legs or supports *C*<sup>2</sup>, stays or braces *C*<sup>3</sup>, connecting and bracing the lower ends of said legs or supports *C*<sup>2</sup>, and suitable openings between said legs or supports, and hooks *c* secured to the floor so that the hooked end there-