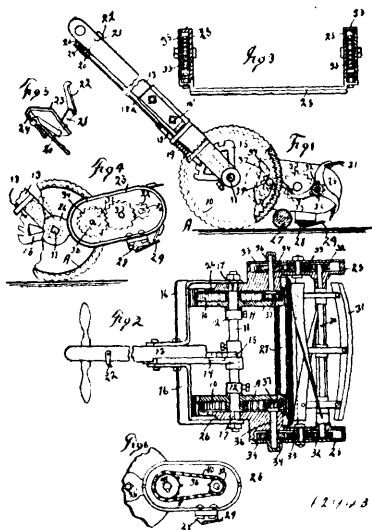


past a predetermined limit, and which restrains it to a pressure greater than the first holder, and an alarm adapted to be sounded by the second holder as it expands after encountering said supplemental restraint.

No. 62,943. Lawn Mower. (Tondeuse de pelouses.)



Perry G. White and Charles W. Perkins, both of Cedar Rapids, Iowa, U.S.A., 11th April, 1899; 6 years. (Filed 16th February, 1899.)

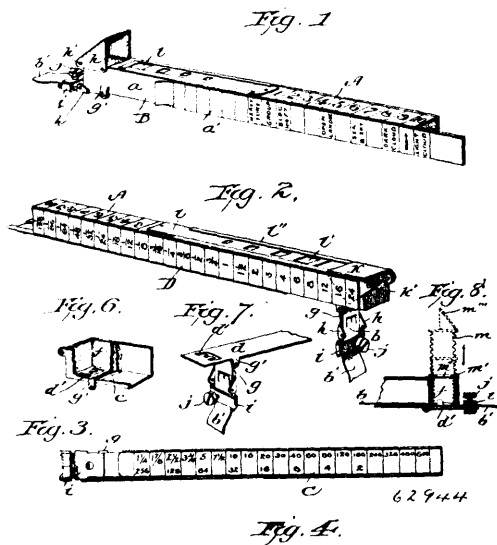
Claim.—1st. In a lawn-mower, the combination with an axle, ground-wheels loosely mounted on the axle, gear-casings connected together and rigidly mounted on the ends of the axle, and a cutting-mechanism carried by said casings, of a handle loosely mounted on the axle, a rack secured to the axle, a spring-pressed bolt carried by the handle and engaging the rack, a crank-shaft mounted in the outer end of the handle and connected with the bolt, and means for locking said crank-shaft, substantially as described. 2nd. In a lawn-mower, the combination with the axle, ground-wheels loosely mounted upon the axle, having internal teeth, casings secured to said axle, one at each end, a cutter-shaft journaled in said casings, and gear connections between the ends of the cutter-shaft and the toothed portions of the ground-wheels, of a handle loosely mounted on said axle, having an angular plate secured thereto, a crank-shaft passed through said plate and through said handle, a rack secured upon the axle, a spring-controlled bolt arranged for engagement with said rack, and a connection between the bolt and the crank-arm and the crank-shaft, the said crank-arm of the crank-shaft being arranged for engagement with a portion of the plate attached to the handle, for the purpose set forth. 3rd. In a lawn-mower, the combination with the axle, a handle loosely mounted on the axle, a rack secured to the axle, and a spring-bolt on the handle for engaging the rack to lock the handle in position, of a shaft mounted in the handle and provided with a crank-arm at one end and a handle on the other, a connection between the crank-arm and bolt, and a plate secured to the handle and provided with a flange with which the crank-arm is adapted to engage, substantially as described.

No. 62,944. Actinometer. (Actinometre)

John Albert Cheape, Charlottesville, Virginia, U.S.A., 11th April, 1899; 6 years. (Filed 20th May, 1898.)

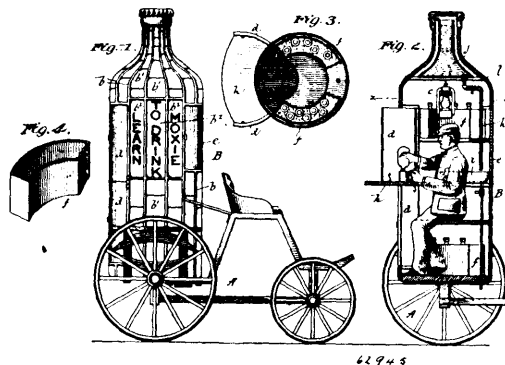
Claim.—1st. An actinometer consisting of an exposure box, means for regulating the amount of light to be admitted thereto and movable reflector, substantially as described. 2nd. In an actinometer, an exposure box provided with means for regulating the quantity of light admitted thereto, in combination with a stencil, and a paper holder movable toward and away from the stencil, substantially as described. 3rd. In an actinometer, an exposure box provided with a reflector in combination with a stencil, and a paper holder movable toward and away from the stencil, substantially as described. 4th. In an actinometer, an elongated body portion having an exposure box at one end, a stencil device, and a slide on the body portion provided with graduated stops arranged to be passed over the open end of the box to graduate the light, substantially as described. 5th. In an actinometer, a tubular body portion provided with slides bearing registering indicia, in combination with an exposure box, a stencil, and a hinged paper holder arranged to open and close, substantially as described. 6th. In an actinometer, an exposure box provided with a bellows, in combination with a stencil device, said box and stencil constructed and arranged to open away from each

other, substantially as described. 7th. In an actinometer, an elongated, tubular body portion provided with longitudinally



movable slides bearing registering indicia, in combination with an exposure box and a stencil device, the two adapted to open away from each other, substantially as described. 8th. In actinometer, the combination with a rectangular tube arranged and adapted to contain strips of sensitized paper, of a stencil plate at one end of the tube, said tube being provided with an opening through which the paper is extended to a point beneath the stencil, and a holder on which said extended end is held to the action of the stencil, and means for clamping the paper on the holder, substantially as described. 9th. In an actinometer, a cubic exposure box provided with a stencil, in combination with a paper holder, one being adapted to open away from the other, substantially as described. 10th. In an actinometer, consisting of an exposure box, a plate having different sized holes therein adapted to be moved over the box for regulating the amount of light thereto, and a reflector co-operating with the exposure box, substantially as described. 11th. In an actinometer comprising a tubular body having a stencil, a cubical exposure box, and a paper holder located at one end, substantially as described. 12th. In an actinometer, an exposure box provided with a bellows and stops, in combination, with a stencil, said box and stencil constructed and adapted to open away from each other, substantially as described.

No. 62,945. Vehicle Bodies. (Boite de voitures.)



Freeman M. Young and Francis E. Thompson, both of Arlington, Mass., U.S.A., 11th April, 1899; 6 years. (Filed 15th September, 1898.)

Claim.—1st. A vehicle body in the form of a cylindrical bottle, a water tank conforming in shape to and occupying the neck of the bottle, a basin below the tank to which a pipe from the tank leads, and an escape pipe from the basin, substantially as described. 2nd. A vehicle body in the form of a cylindrical bottle, a water tank conforming in shape to and occupying the neck of the bottle, passages being left around the tank for ventilation, a basin below the tank to which a pipe from the tank leads and an escape pipe from the basin, substantially as described.