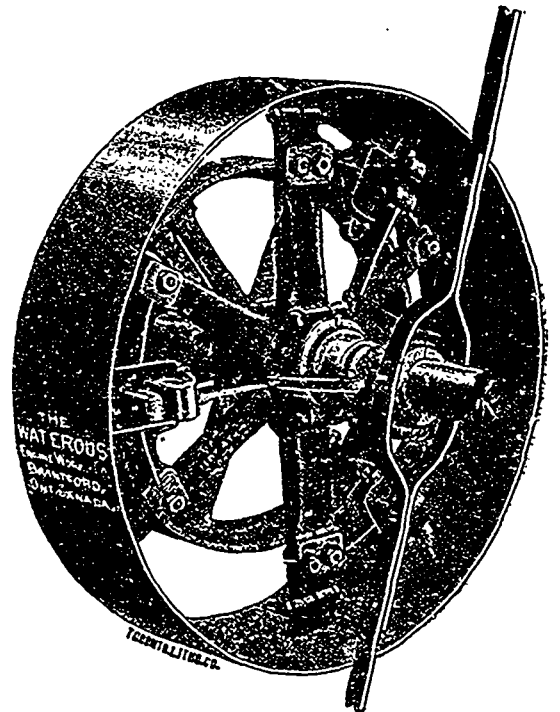
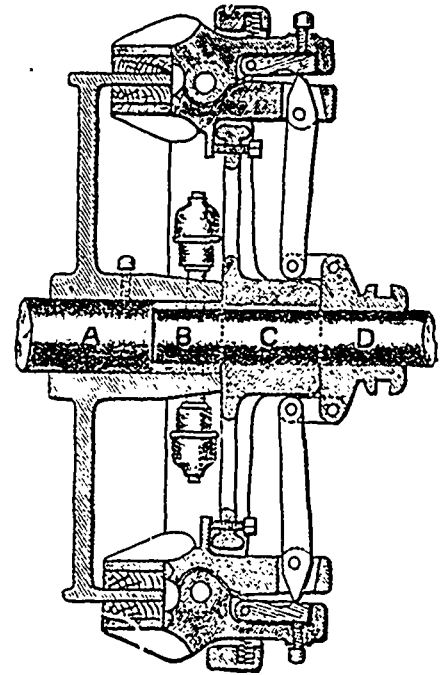



IMPROVED
Four Valve
High Speed
Automatic
Engine.

Economy and Absolute
Regularity of Speed
Guaranteed.



70 Foot Steel Carriage

KNEES OPEN 66 INCHES FROM SAW,

Made in all sizes, from smallest size for ordinary logs opening up, 40 inches, to the heaviest, for the largest timber grown.

Oscilating Twine Engine, Steam Feed, 3 Sizes, 8 x 12 12 x 14 and 14 x 20.

Pacific Coast Edger with 6 saws to edge, 50 to 60 inches wide up to 8 inches thick.

BOILER WORK OF ALL KINDS A SPECIALTY.

FRICITION GRIP PULLEY
 GRIP SPLIT
 SEND FOR CIRCULAR AND PRICES

Waterous Engine Works Co., Brantford, Can.