


Summer's more fun  
in **YOUR OWN POOL!**

**18' x 34' KIDNEY INGROUND POOL!**



All necessities included plus Vacuum & maintenance kit, 3 step stainless steel ladder, 8 foot diving board.

**\$5394.**

**INSTALLED**



**LONG-REACH**  
EXCAVATING & CONSTRUCTION CO.

BOOK NOW

FOR MORE INFORMATION **275-5578**

**PINEHAVEN NURSERIES LTD.**

COME TO PINEHAVEN AND  
MEET THE **ORTHO** EXPERT!!

Tim Burke from the ORTHO CHEMICALS CO. will be here Saturday, May 24th from 10:00 a.m. until 4:00 to answer your questions about insecticides and other pesticides.

DON'T MISS THIS OPPORTUNITY TO ASK THIS  
EXPERT ABOUT ALL YOUR  
PROBLEMS ON INSECTS AND PESTICIDES!!!



CHARGE

VEGETABLE BOOK  
"All About Vegetables"  
The complete vegetable  
book for the country  
gardener or the city  
gardener. Everything you  
need to know—from  
planting to serving—  
\$3.98



**PINEHAVEN NURSERIES LTD.**

475 Queensway West Mississauga  
Phone **277-2713**  
or 277-2714

**GREEN CROSS WEED'N FEED**

22 lb. bag  
treats 5000 sq. ft. **\$9.95**  
20-10-5  
with KILLEX



A large selection  
of **ANNUALS**  
and **EVERGREENS**  
now available

Most Complete One Stop Service  
**CAVAN'S GARDEN  
CENTRE**

1560 CLARKSON ROAD NORTH  
PHONE 822-3778



coupon  
**50¢** off  
on Green Cross  
Weed'n Feed  
with this coupon only

# garden and patio

## Hydroponics—gardening without soil

By JOHN E. SIMKINS  
The key word this week is Cygon 2E. This systemic insecticide should be applied in a ring on the birch trees and sprayed on the iris.

The one serious problem with iris is the borer. Before Cygon, one had to inspect each leaf and, if the side looked scarred, press the leaf between the finger and thumb from the top to the bottom to try and squeeze the borer to death before he got to the roots. Cygon is absorbed by the plant and kills the borer in the leaf.

Cygon is also useful to paint on the rose stems when aphids appear.

It is time too to spray apples and pears before the flowers open. A mixture of sevin and methoxychlor with a fungicide is satisfactory. Don't spray after the blossoms have opened or the bees will be killed.

A few weeks ago I wrote about the use of pyramids as a means of increasing the growth rate of plants. I have since heard from Pyramids Products of Canada, P.O. Box 16 Station A, Mississauga, manufacturers of a different type of pyramid. It makes an egg crate type with 21-inch pyramids on it. The plant is placed on the pyramids or a nonmetallic pot of water is placed in the pyramids and this water used for the plants.

These \$10 devices are called pyramid energy generators and the company states that the generator will sharpen razor blades, improve the taste of wines and liquor and make cigarettes, cigars and tobacco smoke milder. The company also has a Cheops Pyramid that energizes people in their own home.

Write them for more information. I intend to do some trials this summer but have no experience to date so I don't know how well these things work.

A new company in Mississauga, Green City Gardens, has just perfected a hydroponic garden kit so that the home or apartment gardener can grow flowers, vegetables or herbs indoors or outdoors without soil.

The science of soilless culture started in the mid-eighteen hundreds but it was in the 1920s that commercial application began. During the Second World War the American army in the Pacific was fed on hydroponic-grown vegetables from large scale units set up in the coral islands of the Pacific ocean.

Many countries with deserts and inhospitable land now are using soilless gardening to grow staple foods. India, Russia, Zambia, Kuwait, Mexico, Spain, Brazil, Israel as well as the U.S.A. and Canada all have hydroponic garden consultants.

The hydroponic garden consists of a container about four inches deep containing an aggregate such as small rocks, sand, vermiculite or any material insoluble in water and unaffected by it. The area is watertight and drains into a reservoir underneath. A small pump lifts the water from the reservoir to the tray above. This pump can either trickle a small amount of solution into the tray or fill the tray and be shut off by a timer. The tray is planted with flowers or vegetable seed. The most popular vegetable is the tomato with herbs a close second.

Seeds can be grown directly in the aggregate. The roots will grow into it and hold the plant upright. The unit developed by Green City Gardens is six square feet of growing room and is completely automatic.

Plants can be grown hydroponically either in a bright window or under lights indoors or on the balcony or patio outside. The complete kit includes the container, pump, chemicals,

seeds, instruction book and lists around \$75. This does not include lights.

The growing of plants without soil is catching on fast in apartments and town houses. Simple units can be made from old kitchen sinks or any container that will hold water and has a drain. The solution is a chemical mix containing nitrogen, phosphorus and potash and all the necessary trace elements in a solution of one teaspoon per three gallons. This solution will last for a few months but is usually added to the lawn after two months.

The aggregate is always kept moist with this solution but not waterlogged. The plug is removed every day or two to let any surplus solution flow out and bring oxygen to the roots. This takes time and requires a certain amount of skill. Another way to keep the aggregate moist is to use wicks dipped into the solution below which feed it up to the growing medium.

Any flowers, shrubs or vegetables can be grown hydroponically. Grass is sprouted in trays using hydroponic culture and used to feed race horses.

The hydroponic gardener has demonstrated that plants grown this way produce more flowers or fruit, grow larger, are healthier and grow without the weeding, watering and spraying necessary in soil grown plants.

There is a good book on the subject called A Beginners Guide to Hydroponics by Douglas in paperback at \$2.95.

Hydroponics and information on soilless gardening will be featured in the following weeks at Clargreen Gardens on Southdown Rd. Drop in and see if hydroponic gardening is for you.

## Roses: The Queen of Flowers

Roses have been called the Queen of Flowers. Their color and fragrance in a garden can bring pleasure for years.

Roses come in many different varieties and sizes to suit practically any garden, and in an almost endless variety of colors.

If you want long stemmed flowers for arrangements or single blooms in the perfect, classic rose shape, choose hybrid teas. They are the perfect choice for a formal garden or foundation planting.

For continual blooming all summer, get floribundas. These blooms are smaller than the hybrid tea but grow in clusters, several blooms to a stem. They make an ideal colorful hedge or perennial garden.

For large blooms and profuse growth choose the grandifloras. These grow very tall, sometimes five feet or more, and produce large showy blooms. They are great as single plants.

Climbing roses are an ideal choice when you want a high plant at the back of a gar-

den, to frame a doorway or gate or to hide an unsightly part of the garden. They will climb a trellis or a fence and can be trained in any shape you wish.

Tree roses and miniature roses are both best in pots. Tree roses can be used to ac-

cent an entryway. Miniature roses can be grown in planters on a balcony or a deck and can be moved inside for the winter.

All roses like sun, so plant them on the sunny side and they'll reward you with many years of pleasure.

## Plant roses in sunny spot

Choose a sunny, well-drained location for your roses. Dig planting holes deep and wide to accommodate roots. Keep roots moist by leaving them in their wrappings until ready to plant, or soak the roots in water before planting.

If the soil has much clay in it work in some peat moss before returning it to the hole. Form a mound or cone of soil in the bottom of the planting hole and spread roots out over this mound. Trim off any broken roots and cover with several inches of soil. Make sure the graft, the swollen area at base of plant, is an inch below soil level. Tamp the soil down firmly to eliminate any air pockets.

When all the roses are planted fill the depression around each plant with water and allow to soak in. Water again, then finish filling the hole with soil. Roses will do well if manure is worked into the soil as well as peat moss. Prune back top growth severely. Heavy trimming encourages branches from the graft and from the base of the canes to make a nice, full bush. Cut back hybrid teas and grandifloras to six or eight inches. Floribundas should be cut back to four or five inches.

With an occasional spraying or dusting with rose dust to keep down pests, your roses will help make your summer beautiful.

GET  
**GREAT GRASS**

from  
**THE Weed Man LTD.**

**279-5448**


**We Kill Weeds**

**L. & M. Stevens**  
NURSERY & GREENHOUSES  
CONTAINERS  
PEAT MOSS  
LOAM & MANURE  
GARDEN SUPPLIES  
FERTILIZERS  
2195 DIXIE ROAD  
MISSISSAUGA, ONT.  
277-1710


Yesterday ...



Tomorrow ...



if today ...  
you visit:



**clargreen**  
GARDENS

814 Southdown Road, Mississauga 822-0992 822-6398

**WE FENCE COMPLETELY!**

**HUTT FENCE LTD.**

SATISFACTION GUARANTEED OR QUALITY MATERIAL

RESIDENTIAL • INDUSTRIAL

POOLS • PATIOS • FARMS  
EQUIPMENT RENTALS

VISIT OUR DISPLAY COURT

**826-3221** 103-107 QUEEN N.  
STREETSVILLE  
OR 277-9821

**ERINDALE  
LANDSCAPING-NURSERY**

4121 Mississauga Rd.  
(Just South of Eglinton)  
**828-9361**

Complete Landscaping Service.  
**ARE YOU PLANNING TO  
DO SOME LANDSCAPING  
THIS YEAR?**

Call us now — We will give you a Free Estimate & Sketch.

**WANT TO DO THE WORK YOURSELF?**  
Bring a Photo of your Home. We will Help you decide what plants are best suited in your situation, and show you the Plants. Procedure and Deliver Free of Charge.

We have **TOP-SOIL (Sandy Loam)**  
— Peat-Moss-Bark-Chips  
Firewood

And 5 Acres of Nursery Stock to Choose From. We specialize in Rockeries and Patios during June, July and August.

Give us a Call. **828-9361**