


F. J. DRAKE'S PATENT

SHINGLE MACHINERY



"DAUNTLESS" SHINGLE AND HEADING MACHINE.
Capacity:—25,000 to 50,000 per day.

Takes in the largest block—cuts the widest Shingle—and cuts up closer. Has the easiest and simplest adjustment. One screw adjusts for thick or thin Shingles or Heading. One screw adjusts either butt or point of Shingle at either end of block. Drop tilt drops from half inch to three inches, with $\frac{1}{2}$ inch variations. Easiest working carriage, and strongest and most durable machine made.

Complete outfits at reduced prices.


Catalogues and Prices on application.

F. J. DRAKE - Belleville, Ont.

THE

"IMPROVED LANE" PORTABLE SAW MILL

Embodies all of the Advance Features of the heavier sizes. It is Light, Rigid and Durable. The carriage excels for handling long timber—can't cut anything but parallel with it, unless you want to.




IMPROVED FAIRBANKS ROLLER GAUGE.

NOTICE this "Fairbanks" Roller Gauge, which is supplied with all Lane Mills. Can be used on any Mill. The same applies to the "Gurnsey" Saw Guide here illustrated.

We don't like to miss a chance of telling water power owners about

**"Leffel," Vulcan"
and "Perfection"
TURBINES**



GURNSEY SAW GUIDE.

They've never gone back on us, and are guaranteed equally faithful to all purchasers. The same catalogue that describes these Turbines, and gives their tabled powers under various heads, contains interesting matter on *Saw Mills, Lath and Shingle Mills, Pulleys, Gears, Hangers, Etc.*

PRICES ON APPLICATION TO

MADISON WILLIAMS

H. E. Plant, Agent,
Common and N. Breth Sts., MONTREAL

SUCCESSOR TO
PAXTON, TATE & CO.

PORT PERRY, ONT.