DAISY WORK

Daisy work recommends itself to those who like what can be very quickly executed, and which costs little. It has another charm, and that is that it is easy to do.

Ordinary dotted muslin is the foundation of this pretty work, and the best quality is none too good for delicate work.

Very thin coarse muslin may look tolerably well until the curtains or the toilet table-covers or whatever the articles may be, are washed, but then it is miserable.

Daisy work may also be done for different uses on spotted ribbon or sateen as well as on muslin, and can, of course, be thus adapted for many different purposes. It will redeem an ordinary material without making it absurd by elaborate work. It is particularly a pretty finish for country couch or hammock pillows made of gaudy sateen and even for a finishing border to children's frocks and aprons.

In either silk of some spotted design, or in muslin over silk or sateen this work is particularly appropriate for night-



Fig. 2

dress sachets. Some very clever ones which look well on the fresh and snowy bed which every girl should have, are made in the shape of the "crackers" with which all party-going children are familiar. Each end may be gathered in with a ribbon or finished by a rosette, and the nightdress goes in through a slit down the middle. The case is, of course, stuffed with wool or wadding.

Small tea cloths can be similarly made, and so may inexpensive little coverings for baby's cot, the maker using her own discretion in adding elaborate fringes or full frills of lace.

Two or three ... are imperative. Never pull the thread, never let the ... pucker, never carry the silk from one spot to another. Use only washing silk or fast colored cotton, for whatever is worth doing is worth doing well. Spending one's time on fancy work that will not last is not doing well.

In the first figure the spots are treated ... like daisies, the pattern being so simple that it needs no explanation. Red cotton makes very pretty daisies for young folk's ... language.

Figure 2 shows a design with a coral border and is very pretty done in pink and pale green silk. The crosses are worked with a satin stitching, done over the spot and four loops of picot stitch coming from it. Coral stitch is carried from spot to spot to form the Vandykes, and is ... to one French knot which must be firmly fastened on the French knot ... The French knot is made ... the needle

one or more times, and then replacing the needle in almost the same spot. This gives a delicate little point of color very effective in many instances.

The design of the third figure makes it particularly suitable for window curtains or toilet articles. The original was done in red crosses with a yellow French knot in the middle. The stitch for the cross is picot stitch. Every spot, as you will see, has also a yellow French knot.



Fig. 1

ANTIQUE LACE

CORNER TURNED

Ch. 50 for foundation.

1st Row: 1 s. c. in 8th s. t. of ch.; ch. 5, miss 2 of ch., 1 d. c. in next, ch. 5, miss 2, s. c. in next ch. 5, miss 2, 25 d. c. in next 25 sts., ch. 5 miss 2 s. c. in next, ch. 5 miss 2, 2 d. c. in next 2; turn. 2d Row: ch. 3. For 1st d. c., d. c. on 2d d. c., ch. 5, 1 d. c. on each of 25 d. c. ch. 5, d. c. on next d. c., ch. 5 d. c. on next d. c., ch. 1; turn. 3d Row: Pass 3 ch. 6 d. c. on next 6, and 2 on next d. c., ch. 5, pass 2, s. c. on next, ch. 5, pass 2, d. c. on next, and each of 5 ch. and 1 on next d. c., *ch. 5, miss 2 s. c. on next, ch. 5 miss 2 d. c. on next. Repeat three times from star; ch. 5, 1 s. c. in middle s. t. of ch. 5 of last row, ch. 5, 2 d. c. on last 2 d. c.; turn. 4th Row: Ch. 3, d. c. on 2d d. c., *ch. 5, d. c. on d. c. Repeat three times from star; ch. 5, d. c. on each of 7 d. c. ch. 5, 7 d. c. on 7 d. c. ch. 9; turn. 5th Row: Pass 3 ch. 7 d. c. on next 7 sts., ch. 5 miss 2, s. c. on next, ch. 5, miss 2, d. c. on next, ch. 5, s. c. in 3d of ch. 5, ch. 5, 7 d. c. on 7 d. c., * ch. 5 d. c. in 3d of ch. 5, ch. 5, d. c. on d. c. Repeat once from star; 6 d. c. on next 6 sts. (ch. 5 s. c. in 3d of ch. 5, ch. 5, d. c. on d. c.) 2 times d. c. on last d. c.; turn. 6th Row: Ch. 3, d. c. on d. c., ch. 5 d. c. on d. c., ch 5 d. c. on each of 7 d. c., ch. 5 d. c. on d. c., ch. 5, d. c. on each of 7 d. c., ch. 5, d. c. on d. c., ch. 5, 7 d. c. on 7 d. c., ch. 8; turn. 7th Row: Pass 3 ch. 6 d. c. on next 6 sts. * ch. 5, miss 2, s. c. on next, ch 5, miss 2, 7 d. c. on 7 d. c. Repeat 3 times from star; ch. 5, s. c. in 3d, ch. 5, 2 d. c. on last 2 d. c.; turn. 8th Row: Ch. 3, d. c. on next d. c. * ch. 5, 7 d. c. on 7 d. c. Repeat 4 times from star; turn. 9th Row: 6 s. c. on 6 d. c. ch. 3, 6 d. c. on ch. and 1 d. c. ch. 5, miss 2, s. c. on next, ch. 5, finish like 5th row. 10th Row: Like 6th row, but omit ch. at end. 11th Row: 6 s. c. in 6 d. c. ch. 3, 6 d. c. in 6 sts.; finish like 3d row. 12th Row: Like 4th, omit chain at end. 13th Row: 6 s. c. on 6 d. c. ch. 3; rest like 1st row. Repeat from 3d row desired length.

FOR CORNER

1st Row: Work s. c. on 6 d. c. of 12th row, ch. 8 (1st 3 for d. c.), s. c. on center st. of 5 ch. of 12th row, ch. 5 d. c. on d. c. ch. 3, s. c. in 3d d. c. ch. 5, 1 d. c. on each of 25 d. c. ch. 5, s. c. in 3d of ch. 5, ch. 5, 2 d. c. on last 2 d. c. 2d Row: 2 d. c. on 2 d. c., ch. 5, 25 d. c. on 25 d. c. [ch. 5 d. c. on next d. c.] 2 times, ch. 8; turn. 3d Row: Pass 3 ch. 6 d. c. on next 6 sts. ch. 5, d. c. in 3d of 5 ch., ch. 5, d. c. on next 7 d. c. * ch. 5 miss 2 d. c., s. c. in next, ch. 5, pass 2, d. c. on next. Repeat 3 times from star; turn. 4th Row: 8 ch., d. c. on 3d d. c. of last row [ch. 5 d. c. on next d. c.] 2 times; [ch. 5, d. c. on each of 7 d. c.] 2 times; ch. 8; turn. 5th Row: Pass 3 ch., 6 d. c. on next 6 sts., ch. 5, miss 2 d. c., s. c. on next, ch. 5, miss 2 d. c. on 3d d. c., ch. 5, s. c. in 3d of ch. 5, ch. 5, 7 d. c. in 7 d. c. [ch. 5 s. c. in centre ch. 5, ch. 5, d. c. on d. c.]; 2 times, 6 d. c. on next 6 sts.; turn. 6th Row: Ch. 3, 6 d. c. on next 6 d. c. [ch. 5, d. c. on next d. c. ch. 5, 7 d. c. on 7 d. c.], 2 times; ch. 8; turn. 7th Row: Pass 3 ch., 6 d. c. on 6 sts. [ch. 5, miss 2 s. c. in next, ch. 5, miss 2, 7 d. c. on next 7 sts.] 3 times; turn. 8th Row: 7 d. c. on 7 d. c. [ch 5, 7 d. c. on 7 d. c.] 3 times; turn. 9th Row: 6 s. c. on 6 d. c., ch. 3, 6 d. c. on next 6 sts., ch. 5, miss 2, s. c. in next, ch. 5, miss 2, d. c. on last d. c. of gr., ch. 5, miss 2, s. c. in next, ch. 5, miss 2, 7 d. c. in next 7 sts., ch. 5, miss 2, s. c. in next, ch. 5, miss 2, d. c. on d. gr.; turn. 10th Row: Ch. 8, 7 d. c. on 7 d. c., ch. 5, d. c. on d. c. ch. 5, 7 d. c. on 7 d. c.; turn. 11th Row: s. c. in 6 d. c., ch. 3, 6 d. c. in 6 sts., ch. 5, s. c. in 3d of 5 ch., ch. 5, 7 d. c. on 7 d. c.; turn. 12th Row: Ch. 3, 6 d. c. on 6 d. c., ch. 5, 7 d. c. on 7 d. c., ch. 8; turn. 13th Row: Pass 3 d. c., 6 d. c. on next 6 sts., ch. 5, miss 2, s. c. in next, ch. 5, miss 2, 7 d. c. on next 7 sts.; turn. 14th Row: Ch. 3, 6 d. c. on next 6 d. c., ch. 5, 7 d. c. on 7 d. c.; turn. 15th Row: S. c. on 6 d. c., ch. 3, 5 d. c. in next 6 sts., ch 5, miss 2 d. c., s. c. in next, ch. 13; turn. 16th Row: 7 d. c. on 7 d. c., ch. 8; turn. 17th Row: Pass 3 d. c., 6 d. c. on next 6 sts., ch. 5, miss 2 d. c., s. c. on next, ch. 5, miss 2 d. c., 7 d. c. in next 6 ... ch. 19; turn. 18th Row: 7 d. c. on 7 d. c., ch. 5; 7 d. c. on 7 d. c.; turn. 19th Row. 5 s. c. on 6 d. c., ch. 3, 6 d. c. in next 6 sts.; turn. 20th Row: Ch. 3, 6 d. c. on 6 d. c., turn s. c. in 6 sts., down sides of two groups, across top of next gr., 1 group of 7 d. c. on 7 sts.; turn. 21st Row: 7 d. c. on 7 d. c., just made, fasten off thread, now work in opposite direction as follows.

SECOND HALF OF CORNER

Fasten thread in last d. c. of 2d group of 14th row. Ch. 3, s. c. in 5th st. of ch. 13, in 15th row, 4 st. in next 3 sts., turn ch. 3, s. c. in 6th st. of loose ch., d. c. on next 6 sts., ch 5, catch between 2 gr. of d. c., in 13th and 14th rows, ch. 5, catch in 4th d. c. of gr. in 12th row, sl. st. up next 3 sts.; turn. 2d Row: Ch. 3, 7 d. c. on 7 d. c., ch. 3, catch in 4th st. of ch., sl. st. up next 3 sts.; turn. 3d Row: Ch 3, 6 d. c. on next 6 sts., ch. 5, miss 2 d. c., s. c. on next, ch. 5, miss 2 d. c. on next 7 sts., ch. 5, catch between 2 grs. of d. c.

Fig. 3

ch. 5, catch in 3d st. of side ch., sl. st. up 3 sts.; turn. 4th Row: [Ch. 5, 7 d. c. on 7 d. c.], 2 times, ch. 8; turn. 5th Row: Work back on last five of 8 c. h. with d. c., d. c. in next st., ch. 5, miss 2, s. c. on next, ch. 5, miss 2 d. c. on next, ch. 5, miss 2, s. c. in next, ch. 5, miss 2, 7 d. c. on 7 d. c., ch. 5 miss 2, s. c. in next, ch 5, miss 2, d. c. in next, ch. 5, miss 2, s. c. in next, ch. 5, catch in 4th d. c. of gr.; sl. st. up 3 d. c.; turn. 6th Row: [Ch. 5, d. c. on next d. c., ch 5, 7 d. c. on 7 d. c.], 2 times; turn. 7th Row: Work, 6 s. c. on 6 d. c., ch. 8, d. c. on next d. c., ch. 5, s. c. on d. c. 8th Row: 6 s. c. on 6 d. c. ch 8, d. c. on next d. c. [ch. 5, miss 2, s. c. in next, ch. 5, miss 2, 7 d. c. in 7 d. c.], 3 times; ch. 5, catch between 2 groups of d. c., ch. 5, catch in 4th st. of 7 d. c. sl. st. up 3 d. c.; turn. 9th Row. [Ch. 5, 7 d. c. on 7 d. c.], 3 times; turn. 10th Row: S. c. on 6 d. c., ch 3, 6 d. c. in next 6 sts., ch. 5, s. c. in 4th d. c., ch. 5 d. c. in last d. c., ch. 5, s. c. in 3d ch., ch 5, 7 d. c. on 7 d. c., ch. 5, s. c. in 3d ch., ch 5, d. c. on d. c., ch 5, miss 2, s. c. in next, ch. 5, miss 2, 7 d. c. in 7 d. c., ch. 5, catch between 2 gr. of d. c., ch. 5, catch in 3d st. of side ch., sl. st. in 2 st.; turn. 11th Row: Ch. 3, 7 d. c. on 7 d. c., * ch. 5, d. c. on d. c., ch. 5, 7 d. c. on 7 d. c. Repeat over from star; turn. 12th Row: S. c. back on 6 d. c., 1 d. c. in next 7 sts., ch. 5 s. c. in 3d st., ch. 5, 7 d. c. on 7 d. c., ch 5, s. c. in 3d ch., ch. 5 d. c. on d. c., ch. 5, s. c. in 3d ch. 5, ch. 5 d. c. on d. c., ch. 5, miss 2, s. c. in next, ch. 5 d. c. on last d. c., ch. 5, s. c. in 3d of ch. 5, ch. 5, d. c. on d. c., ch. 5, miss 2 sts., s. c. in next, ch. 5 catch in 3d of side ch., 2 sl. sts.; turn 13th Row: * Ch. 5, d. c. on d. c. Repeat 3 times from star; [ch. 5, 7 d. c. on 7 d. c.], 2 times, s. c. back on 7 d. c. This finishes the corner. Repeat from the beginning.



CROCHETTED ANTIQUE LACE

A DRAGON-FLY.

By Clinton Scollard.

Bearer of the blazoned shield,
Arms of green on golden field,
Are you, in your hurry, bent
Toward some fray or tournament,
Where, while trumpets flourish loud,
You will ride erect and proud,
Challenging the stanchest knight
Forth to meet you in the fight?

Prithee, tell me, do you fare
Toward some Camelot of air?
I would know where may be found
Others of your Table Round;
"Blameless Arthur" I would see,—
All the "flower of chivalry."
But—how stupid—I forgot!
Are you—are you Lancelot?