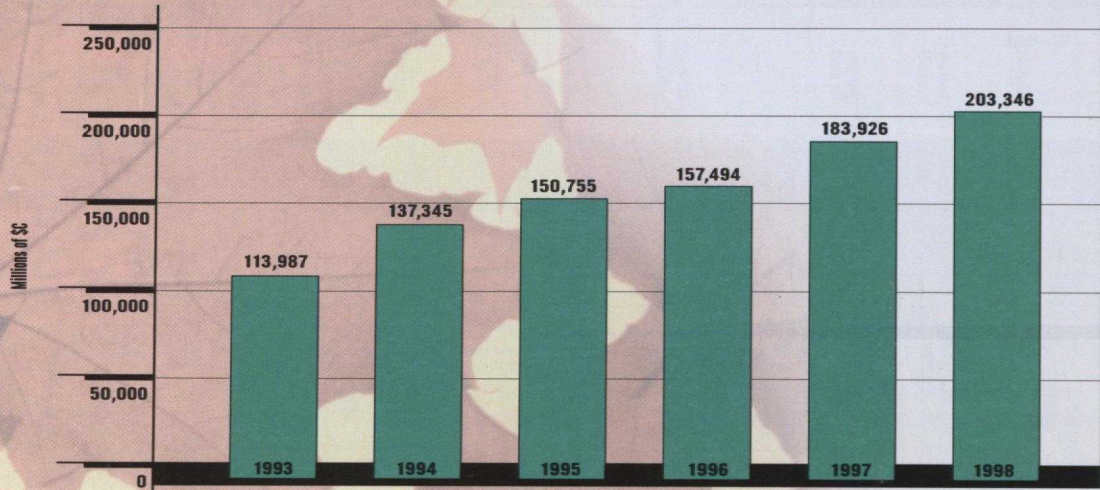


# Canadian Merchandise Imports from the United States

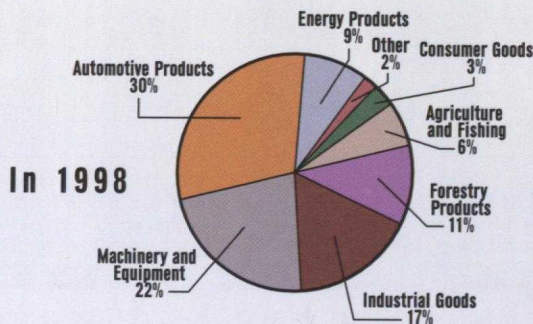
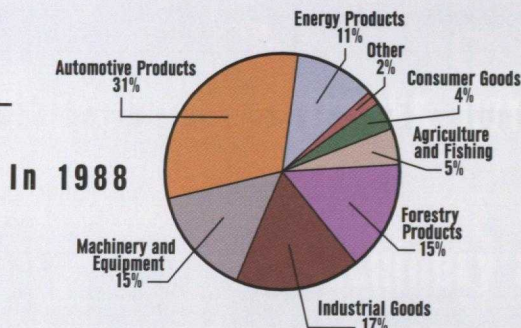


Customs Basis, Statistics Canada

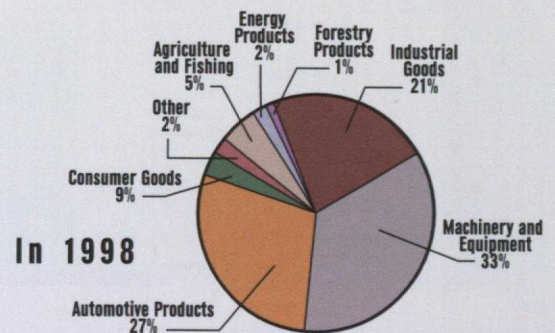
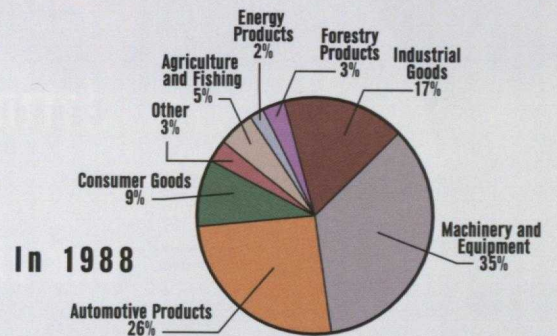
Following already impressive growth since the FTA came into effect on January 1, 1989, Canadian exports to the United States have increased by 80% in the NAFTA's first five years, rising from \$151 billion in 1993 to \$271 billion in 1998. Since 1993, Canada's two-way trade with the United States is also up 80% to \$475 billion in 1998. Canada and the United States currently exchange nearly \$1.5 billion in goods and services each day.

The graphs below demonstrate that trade in machinery and transportation equipment continues to be at the core of trade between Canada and the United States. Since the FTA and subsequently the NAFTA were implemented, Canadian exports to the United States for manufactured and industrial goods, with their higher value-added components, have steadily increased. Similarly, Canada continues to be the main destination of exports from the United States, with Canadian imports from the U.S. reaching \$203 billion in 1998, an increase of 11% over 1997 and 78% during the first five years of the NAFTA.

## Composition of Canadian Merchandise Exports to the United States



## Composition of Canadian Merchandise Imports from the United States



Customs Basis, Statistics Canada