


Medicine at Cornell University and the New York State Department of Agriculture and Markets to monitor and control animal disease problems in New York State. A committee of out-of-state experts in animal disease control was commissioned by the Department of Agriculture and Markets to make a detailed assessment of laboratory needs in New York State.

[mbox: VHF/Guanarito virus - Venezuela](#) Images: 0 Links: 8 


<http://www.healthnet.org/promed1995-hma/0604.html>



 (Lycos: virus Venezuelan) No rating

[mbox: Me Tri virus in man & livestock - Vietnam](#) Images: 0 Links: 8 

<http://www.healthnet.org/promed1995-hma/0603.html>


(Lycos: virus encephalitis) No rating


 The 2 isolates are distinguishable subtypes sera may contain HI antibodies to one but not the other. Sera from cattle, pigs, horses and monkeys (colonized rhesus, Macaca mulatta) taken between 1974 and 1992, but not ducks or chickens, had HI antibody.

[Exposure to Human Contaminates](#) Images: 51  Links: 143 

<http://ourworld.compuserve.com/homepages/firstmed/exproto.htm>


1 Retrieval failure (Webcrawler: virus encephalitis) No rating

 The (contact/subject) person whose blood was drawn must be tested for Hepatitis (all forms) and HIV Anyone who may have had blood contact with the subject should also have the same tests. However, if blood is unavailable from the subject, then the individual should be re-tested in 6 months for Hepatitis and HIV No special precautions or off work status is necessary in either case. Oozing wounds, whether clear fluid or blood, may contain blood borne infections and should be treated just as in Exposure to Blood (b.2 above).

[NEUROLOGICAL DISEASES CAUSED BY VIRUSES](#) Images: 0 Links: 12 

<http://medix.mmi.uct.ac.za/~jmoodie/neurol2.html>


1 Retrieval failure (Excite: virus encephalomyelitis) No rating

 acute diseases and chronic syndromes The pathology may be due either to viral multiplication in the cells of the brain, or due to the (misdirected) immune response of the host post infectious encephalo-myelitis Where virus replicates in the brain,... The two known human polyoma viruses are: JC Progressive multifocal leuco-encephalopathy BK isolated from urine of immunosuppressed patients dsDNA genome small icosahedral particles, 42-45 nm grows in human foetal glial cell cultures (JC) Progressive... Scrapie sheep, goats Bovine spongiform encephalopathy cattle Transmissible Mink encephalopathy mink Creutzfeldt-Jakob disease man, sporadic and familial Gerstmann-Streussler disease man, familial Fatal Familial Insomnia man, familial Kuru man, Fore...

-
- [BMBL - Section VII - Table B](#) Images: 0 Links: 0

<http://www.oehs.upenn.edu/bio/bmb/section7tabb.html>


(Alta Vista: virus Venezuelan) No rating

 Table B. Vaccine Strains of BSL 3/4 Viruses Which May be Handled at BSL 2

http://www.ucmb.ulb.ac.be/pdb_annot_jan94 Images: 0 Links: 0

http://www.ucmb.ulb.ac.be/pdb_annot_jan94

(Webcrawler: virus encephalomyelitis) No rating

 L. L. Walsh, "Annotated PDB File Listing", personal communication, (1994). LLW was supported by a grant from the National Science Foundations (NSF-DIR90-19063) during the early development of this work. Date begun: November, 1990 Latest revision: April, 1994 (includes Jan, 1994 update) This file is an annotation of all of the Brookhaven Protein Data Bank files with actual coordinates.

[Vertebrate Japanese encephalitis virus vector NS1 pARAUG - incomplete.](#) Images: 12 