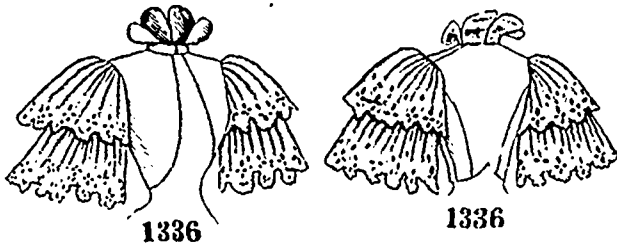


LADIES' BASQUE-WAIST. (TO BE MADE WITH A HIGH OR ROUND NECK AND WITH FULL LENGTH OR SHORT PUFF SLEEVES.)

(For Illustrations see Page 655.)

No. 9133.—By referring to figure No. 228 W in this magazine



this stylish basque-waist may be seen made of other material.

The basque-waist is here made of plain taffeta silk with a ribbon stock and frills of lace edging for decoration. To insure a perfectly trim adjustment the waist is provided with a lining that is closely fitted and closed like the waist at the center of the front. The pretty fulness in the fronts and back is collected in gathers at the neck and shoulder edges and in shirrings at the bottom, and a smooth adjustment at the sides is due to under-arm gores. The coat sleeves have mushroom puffs at the top and may be finished plainly at the wrist or completed with fancy bell cuffs, in two sections, that flare at the front and back of the wrist over a frill of lace edging; they may be cut off below the puffs for evening wear. The neck may be shaped low and round, or it may be finished with a standing collar, ribbon stock and the fashionable flaring lace frill. The wide, wrinkled girdle is fastened invisibly at the left side, one end being stylishly finished in a narrow frill.

For the many thin fabrics appropriate to the season the mode will be highly favored. Grenadine canvas, crêpe de Chine, Liberty gauze and satin mousseline are among some of the newer materials commended and the standard weaves of sheer fabrics like organdy, dimity, lawn and dotted Swiss are advised for general wear. Ribbon and lace edging or ruchings of chiffon or net will adorn it suitably.

We have pattern No. 9133 in ten sizes for ladies from thirty to forty-two inches, bust measure. For a lady of medium size,


the basque-waist needs five yards and an eighth of goods twenty-two inches wide. Price of pattern 1s. or 25 cents.

LADIES' BASQUE-WAIST, WITH BOLERO JACKET. (TO BE MADE WITH PLAIN OR CRUSH GIRDLE AND WITH THE BOLERO FRONTS PLAIN OR FANCY.)

(For Illustrations see Page 658.)

No. 9139.—By referring to figure No. 222 W in this number of THE Delineator this basque-waist may be again seen.

*Drap d'été* and heavy twilled silk are here combined in the basque-waist, with lace-edged chiffon for the quadruple box-plaited frill rising from the standing collar. The waist has a seamless back with fulness at the bottom collected in gathers and full fronts drawn by gathers at the top and bottom. Under-arm gores and a fitted lining give perfect trimness and the closing is made at the center of the front.




LADIES' JACKET, WITH FLOUNCE-COVERED BELL SLEEVES. (TO BE MADE WITH FRONTS IN ETON OR BOLERO STYLE AND WITH THE BACK PLAIN OR FANCY AT THE LOWER EDGE.)

(For Description see Page 647.)

The bolero jacket enters into the shoulder seams of the waist, but has independent under-arm seams; at the back it is curved out in a pretty fashion and at the front, where its outline may be plain or fanciful, it is turned back in large revers that are faced with silk and shaped to form a prominent flute at the roll. The revers stand out over two-seam sleeves that have coat-shaped linings. The sleeves are finished in tabs at the wrists. A plain girdle pointed at the top, both back and front, or a crush girdle forming a point at the top and bottom, both back and front, may be used as preferred, both styles being illustrated.

The plain girdle is closed at the left side and the crush girdle has a tuck shirring at the center of the front and is finished in frills at the ends, which close at the back. A ribbon stock covers the collar and loops and rosettes of narrow ribbon give an elaborate effect. A tasteful braid decoration is arranged on the bolero and sleeves and also on the plain girdle.



LADIES' BOLERO JACKET, WITH BELL SLEEVES. (For Description see Page 648.)



Although combinations will produce the best effect in this mode, a single material, such as canvas over silk, or mixed suitings combining subdued colors, may be employed successfully. Lace insertion or appliqué trimmings will be in order.