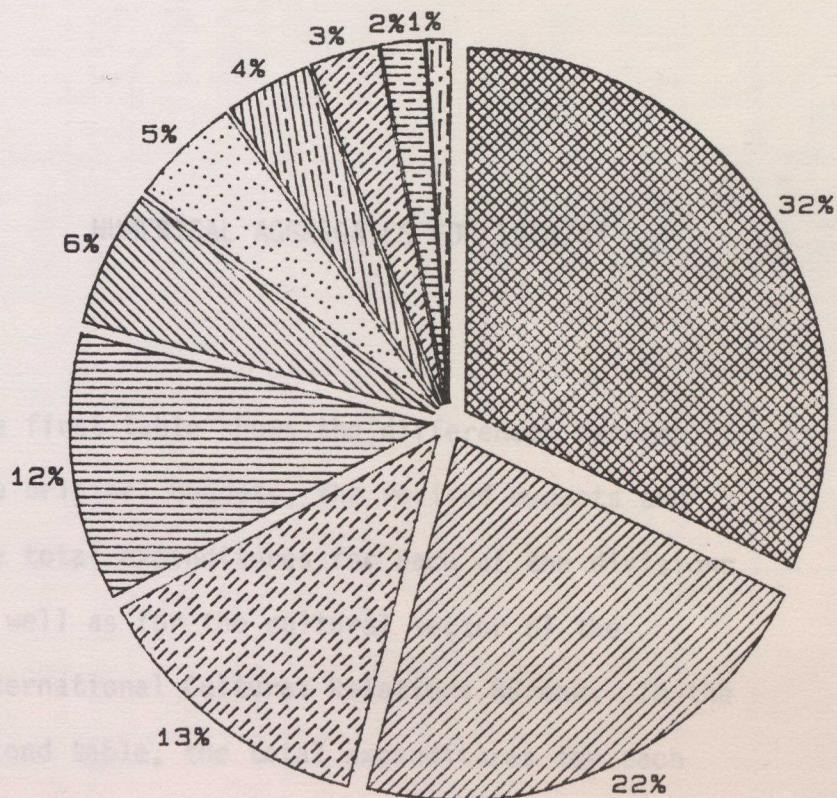












DISTRIBUTION OF EXPENDITURES BY SUB-PROGRAM
FOR 1986-87
(\$8 513 767)



	CANADIAN STUDIES (\$2 778 724) -32%
	PERFORMING ARTS (\$1 874 736) -22%
	GOVERNMENT OF CANADA AWARDS (\$1 114 162) -13%
	CULTURAL PROGRAMS ADMINISTERED ABROAD (\$1 049 106) -12%
	EXCHANGES OF PERSONS (\$505 001 ; \$497 483 ON BILATERAL ACTIVITIES) -6%
	VISUAL ARTS AND CINEMA (\$400 206) -5%
	UNIVERSITY EXCHANGES (\$337 619) -4%
	LITERARY ARTS (\$264 129) -3%
	ASSISTANCE TO CDN.ORG. TO HOST FOREIGN VISITORS (\$182 602) -2%
	SPORTS (\$30 500 ; \$15 000 ONLY ON BILATERAL ACTIVITIES) -1%