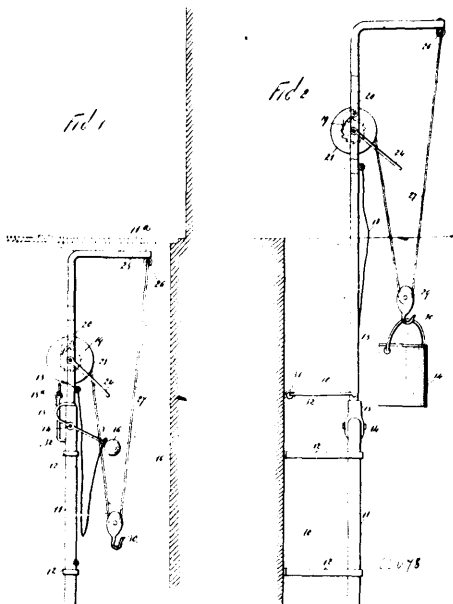


base. 4th. A hanging and packing device for garments, comprising the elements named in claim 1, and wherein the retaining bar is provided with a pivoted cross piece at its extremity, said retaining bar being capable of swinging laterally upon its supporting rod.

No. 66,078. Hoisting Apparatus. (Ascenseur.)



Frederick E. Herzog and Frank L. Martin, Brooklyn, New York, U.S.A., 2nd February, 1900; 6 years. (Filed 22nd January, 1900.)

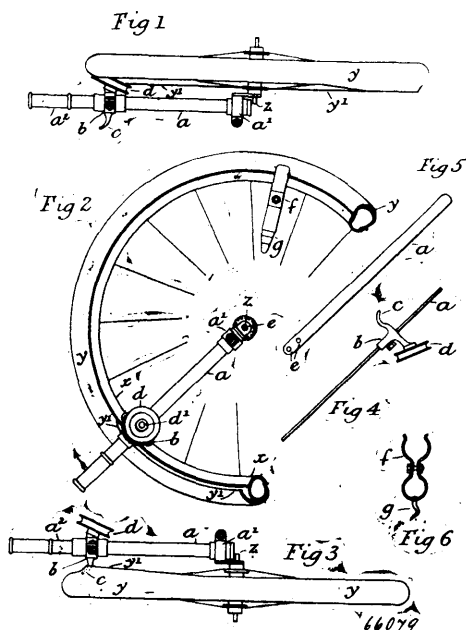
Claim.—1st. In an apparatus of the class described, a support consisting of two telescoping members, one of which is provided with a grooved portion and the other with a pivoted catch provided at one end with a bifurcated portion which engages said grooved portion, and at the other end with a weight and a cord connected with the weighted end of said catch and with the grooved member of said support. 2nd. The herein described hoisting apparatus, comprising an extensible support consisting of two members, one of which is provided at one side with a pulley, and with a projecting and horizontally deflected end, a rope or cable connected with said deflected end and said pulley and with which the article to be hoisted is connected, the vertical plane of the axle of said pulley being at an acute angle to the vertical plane of said horizontal end of the member, means for preventing rotary relative movement of said support members, and means for operating said pulley, substantially as shown and described. 3rd. An apparatus of the class described, a support provided with a projecting and horizontally deflected portion, a pulley connected with one side of said support, a rope or cable connected with said pulley and with said deflected portion, the relative construction and arrangement of parts, being such that the vertical plane of the axle of said pulley is at an acute angle to the vertical plane of said horizontal end of the support, substantially as shown and described. 4th. In an apparatus of the class described, a support consisting of two telescoping members, one of which is provided with a grooved portion, and the other with a pivoted weighted catch provided at one end with a bifurcated portion which engages said grooved portion, and connected with said grooved member by means of flexible operating means, substantially as shown and described.

No. 66,079. Device for Placing and Removing Pneumatic Tires. (Appareil pour placer et enlever les bandages pneumatiques.)

Albert Clayton Palmer, Euroa, Victoria, Australia, 2nd February, 1900; 6 years. (Filed 10th November, 1899.)

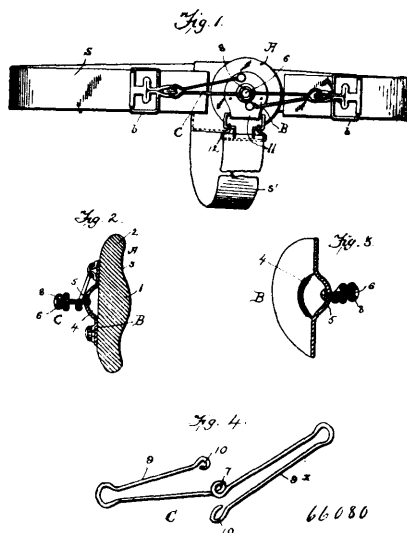
Claim.—1st. In an appliance for manipulating pneumatic tires of wheels, the combination with (and near one end of) the stem of an inflator, or other rod, of an attachment or part adapted to be attached, or pivoted to or on the axle of the wheel, and (at an adjustable distance therefrom on the said stem or rod) a sleeve or attachment having a projection consisting of any suitably bent or hooked plate for the removal of the external tire or cover substantially as and for the purposes set forth. 2nd. In an appliance for manipulating pneumatic tires of wheels, the combination with (and near one end of) the stem of an inflator, or other rod, of an attachment or part adapted to be attached or pivoted to or on the axle of the wheel, and (at an adjustable distance therefrom on the said stem or rod) a sleeve or attachment having a flanged or grooved

wheel for the replacing of the external tire or cover, substantially as and for the purpose set forth. 3rd. In an appliance for manipulating



ing pneumatic tires of wheels, the combination with (and near one end of) the stem of an inflator, or other rod, of an attachment or part adapted to be attached or pivoted to or on the axle of the wheel, and (at an adjustable distance therefrom on the said stem or rod), a sleeve or attachment having on one side a projection consisting of any suitably bent or hooked plate, and on the side opposite said projection, a flanged or grooved wheel, all as and for the purposes set forth. 4th. The combination with a rod or inflator stem *a*, of the adjustable sleeve or attachment *b*, having the plate *c* on one side and the grooved wheel *d* at the other, the distance of the sleeve or attachment *b* from the eye or eyes *e* being adjustable, the said rod or stem having also a part or end *a'*, (to be grasped by the operator) more distant from the eye or eyes *e* than the said attachment *b*, so as to enable an external tire or cover to be removed and replaced, substantially as set forth.

No. 66,080. Truss. (Bandage herniaire.)



William H. Harrington, Salamanca, New York, U.S.A., 2nd February, 1900; 6 years. (Filed 28th October, 1899.)