


# PLOW MORE LAND—SAVE TIME PLOW IT CHEAPER AND EASIER




New  
Jewel  
Gang

Built entirely of steel and malleable iron—has great strength and durability. The frame, beams, bails, axles and braces are of high carbon steel—this frame will stand the severest tests which a plow of this kind will ever have to undergo. Steel wheels have long removable dust-proof bearings with large wearing surfaces insuring long life and small cost for repairs. With hard oil these bearings require very little attention.

Land wheel is large and fitted with cushion spring to absorb shocks.

Built in two sizes—12 inch or 14 inch bottoms, either breaker or stubble.

This plow is fitted with a high lift attachment, simplifying the operation of the plow. Once set for work, the plow can be raised from or lowered to the ground by a handy foot lever, leaving the driver's both hands free to manage the horses. A special device locks the plows up when raised from the ground and locks them down when set for work.



Beaver  
Gang

Furrow and rear wheels are connected and controlled from the pole. By this arrangement the plow is easily guided when working or turning at the ends. The levers are so placed that they are easily reached by the operator.

It is light of draft, strongly built, and can be worked by anyone.

The plow is easily raised by means of lever and spring lift.

The frame is after the style of the Empire, and has all the features of the high-lift gang, but is much lighter in weight. For 1910 all Beaver Gangs are fitted with steel and malleable standards, which are unbreakable.

## Why Cockshutt Implements are Successful


**T**HE Cockshutt standard of quality was settled over 30 years ago. When the first plow was turned out at the Brantford factory years ago it was the best in its day.

Crude, perhaps, as compared with the plows nowadays, but still the best then. And 1910 finds Cockshutt Implements in the self-same place—on top—because Cockshutt Quality has kept on improving with the times.

The soft centre shares for stubble work in all Cockshutt plows—including these four—are the heaviest ever put on a plow by any manufacturer in the world.

For breaking, any of these four gang plows can be furnished with rod mould-boards, which interchange with ordinary breaking boards.

**Write us to-day or see the Cockshutt Dealer**



New  
Empire  
Gang

This is a light two-furrow plow, yet remarkably strong and durable. The materials are of the very highest quality and the whole plow is a fine piece of workmanship throughout.


It has an extra strong steel frame, heavy axles, and dust proof bearings.

The fine adjustment ratchets will be found a great advantage.

It is also equipped with compound levers and spring lift of new design.

For 1910 all Empire Gangs are fitted with steel and malleable standards, which are unbreakable.

You can depend upon 15 to 20 years good work out of this plow—it is built to do good work that long—and it will.



Empire  
Chief  
Gang

Has heavy, high carbon steel plow beams to stand severest conditions.

Beams are arched high—giving good clearance. The long, powerful levers are pivoted on bearings—not simply bolted. A helping spring is fitted to furrow axle to assist operator.

Handles are strongly attached to rear beam so that operator may follow the furrow as with walking plow.

Furrow wheel is staggered, preventing it from climbing furrow wall.

Mold boards and heavy shares are of best soft centre steel with 12 inch steel bottoms.

# COCKSHUTT

FLOW  
COMPANY  
LIMITED

# WINNIPEG

BRANDON

REGINA

SASKATOON

CALGARY

EDMONTON